AECOM Imagine it. Delivered.

Phase II Environmental Site Assessment Report

Shoe Factory Site, 407 N Main Street, Edgerton, Wisconsin

Wisconsin Department of Natural Resources

WDNR File Ref: WCS-083

Project number: 60617051

April 23, 2020

Quality information

Prepared by	Verified by
Joel MacKinney HydrogeologistProject Geologist	Lanette Altenbach

Distribution List

# Hard Copies	PDF Required Electronic	Association / Company Name
1	1	Janet DiMaggio and Tom Coogan, WDNR
1	1	Ramona Flanigan, City of Edgerton

NR712 Certification

This Phase II ESA was conducted by personnel with the appropriate qualifications required by NR 712.02 (1), NR 712.05 and NR 712.07. AECOM provides the following certification as required by NR712.09:

I, Lanette Altenbach, hereby certify that I am a hydrogeologist as that term is defined in s. NR 712.03 (1), Wis. Adm. Code, am registered in accordance with the requirements of ch. GHSS 2, Wis. Adm. Code, and that, to the best of my knowledge, all of the information contained in this document is correct and the document was prepared in compliance with all applicable requirements in chs. NR 700 to 726, Wis. Adm. Code.

Lanette Altenbach, P.G., CPG
Senior Hydrogeologist

April 23, 2020
Date

Prepared for:

Wisconsin Department of Natural Resources WCS-083
101 South Webster Street - RR/5
Madison, WI 53703

AECOM
1555 N. RiverCenter Drive
Suite 214
Milwaukee, WI 53212

T: +1-414-944-6080
aecom.com

Copyright © 2020 by AECOM

All rights reserved. No part of this copyrighted work may be reproduced, distributed, or transmitted in any form or by any means without the prior written permission of AECOM.

Table of Contents

Executive Summary iii
1. Introduction 1
1.1 Site Location 1
1.2 Contact Information 1
2. Site Background 2
2.1 Purpose and Scope of Work 2
3. Methods of Assessment 4
4. Results 6
4.1 Hydrogeologic Setting 6
4.2 Soil Samples 7
4.3 Groundwater Samples 7
4.4 Data Evaluation by REC 8
5. Conclusions 10
6. General Qualifications 11

Tables

Table 1 Temporary Well Information and Field Parameters
Table 2 Soil Sample Results
Table 3 Groundwater Sample Results
Table 4 PFAS Groundwater Sample Results

Figures

Figure 1 Site Location
Figure 2 Site Layout
Figure 3 Sample Locations
Figure 4 Soil VOC and PAH Results with RCL Exceedances
Figure 5 Soil Metals Results with RCL Exceedances
Figure 6 Groundwater Laboratory Analtyical Results PAL or ES Exceedance

Appendices

Appendix A Soil Boring Logs and Abandonment Forms
Appendix B Laboratory Data Validation Memos
Appendix C Laboratory Analytical Reports

Executive Summary

AECOM Technical Services, Inc. (AECOM) conducted a Phase II Environmental Site Assessment (ESA) at the former Shoe Factory, 407 North Main Street, Edgerton, Wisconsin under the Wisconsin Assessment Monies (WAM) Contractor Services program. The purpose of the Phase II ESA was to evaluate recognized environmental conditions (RECs) identified in a Phase I ESA conducted by The Sigma Group in June 2019. The subject property consists of one parcel totaling approximately 6.64 acres.

The RECs identified by The Sigma Group and review of the historic reports identified the following areas for further assessment:

- Shoe manufacturing that may have included leather treating chemicals that included perfluorinated and/or polyfluorinated alkyl substances (PFAS),
- A former leather trimmings waste dump (also a potential PFAS source area),
- Two former underground drainage sumps (noted to contain oily liquid historically),
- A former 15,000 gallon aboveground fuel oil storage tank,
- The off-site Kwik Trip gasoline station,
- Former vent pipes identified in the Phase I, and
- A former solvent drum burn area.

Soil probe borings were completed at 16 locations and 33 soil samples were collected and analyzed for volatile organic compounds (VOCs), polycyclic aromatic hydrocarbons (PAHs) and eight RCRA metals. Eight soil probe boring locations were completed as temporary wells; SP-102, SP-104, SP-107, SP-109, SP-111, SP-113, SP-114 and SP-116. One groundwater sample was collected from each location and analyzed for VOCs and PFAS. SP-104 was also analyzed for PAHs.

The soil encountered at the site included fill soil composed mostly of clay, sandy silt overlying sand, fill overlying silts and clays and sand and gravel. The fill thickness ranged from one to ten feet and tended to be greater under or adjacent to the former building footprint. The soil color was generally tan to dark brown turning to grey below the water table. The water table was encountered from approximately 1.5 to 4.5 feet below ground surface.

The Phase II ESA conclusions are:

- Fill soils were identified in 15 of the 16 locations with thicknesses of one to ten feet.
- VOCs were identified in three of the soil samples and were above groundwater pathway Residual Contaminant Levels (RCLs) in SP-105. No exceedances of the direct contact RCLs were identified.
- PAHs were detected in 23 of 33 soil samples tested but only two samples exceeded RCLs. Only one exceedance of the non-industrial direct contact RCLs was identified and the exceedance occurred in the deeper soil sample at SP-109.
- Metals were identified in each soil sample tested and detected concentrations (except chromium) were above one or more RCLs. Barium, cadmium, lead, mercury, selenium and silver were detected only above the RCL for the groundwater pathway. The detected concentration for arsenic in seven of the 33 samples was above the Background Threshold Value (BTV) for the State of Wisconsin. The arsenic concentrations exceeded the non-industrial direct contact pathway, the industrial direct contact pathway and/or the groundwater pathway RCLs in 30 of the 33 samples.
- PFAS were detected in the groundwater samples and each sample had Enforcement Standard (ES) exceedances of proposed standards for PFOA and/or PFOS. PFAS concentrations were greatest in the location of a former leather trimmings waste dump and the south end of the former building footprint. PFAS contamination may have resulted from the former shoe manufacturing activities.
- Soil contamination beneath the former above ground storage tank (AST) remains under the building footprint. This contamination could be a source for vapor intrusion.

1. Introduction

AECOM Technical Services, Inc. (AECOM) conducted a Phase II Environmental Site Assessment (ESA) at the former Shoe Factory, 407 North Main Street, Edgerton, Wisconsin under the Wisconsin Assessment Monies (WAM) Contractor Services program. The purpose of the Phase II ESA was to evaluate recognized environmental conditions (RECs) identified in a Phase I ESA conducted by The Sigma Group in June 2019.

1.1 Site Location

The subject property is located at 407 North Main Street, City of Edgerton, Rock County, Wisconsin (Figure 1); and is described as being located in part of the Northeast ¼ of the Southwest ¼ of Section 3, Township 4 North, Range 12 East. The subject property consists of one parcel totaling approximately 6.64 acres. Figure 2 depicts the site layout and Figure 3 depicts the sampling locations.

A Kwik Trip gas station is located to the north, York Road borders the property to the east, residential areas are located to the south, and North Main Street borders the property to the west. There is a drainage ditch on the east side of the property which flows into Saunders Creek to the south and eventually to the Rock River approximately 1.5 miles south. The parcel is being prepared for redevelopment and lies within a primarily residential and small commercial area. The building facilities on site were razed at the end of 2019.

1.2 Contact Information

The following parties are associated with this site assessment.

Regulatory Agency
Wisconsin Department of Natural Resources
101 South Webster Street – RR/5
P.O. Box 7921
Madison, WI 53707-7921
Contact: Tom Coogan
608-267-7560
3911 Fish Hatchery Road
Fitchburg, WI 53711
Contact: Janet DiMaggio
608-275-3295

Consultant
AECOM
1555 N RiverCenter Drive, Suite 214
Milwaukee, WI 53212
Contact: Lanette Altenbach, P.G.
414-944-6186

WAM Applicant
City of Edgerton
12 Albion Street
Edgerton, WI 53534
Contact: Ramona Flanigan
608-884-3341

Subcontractors
Pace Analytical Services
1241 Bellevue Street, Suite 9
Green Bay, WI 54302
Contact: Christopher Hyska
920-321-9405

Vista Analytical Laboratory
1104 Windfield Way
El Dorado Hills, CA 95762
Contact: Jennifer Christmann-Miller
916-673-1520

On-Site Environmental Services, Inc.
P.O Box 280
Sun Prairie, WI 53590
Contact: Kim Kapugi
608-837-8992

2. Site Background

The subject property was historically occupied by the Nunn-Bush Shoe Factory. Records indicate the former warehouse facility was constructed in 1933 with various additions over the years. The shoe factory operated approximately 55 years until operations ceased in 1988. Between 1988 and 2011 the building was vacant for significant periods of time and marketed as a multi-tenant rental space. During this period tenants included a greenhouse structures supplier, a large format printer and a trucking company office. WIS TEK LLC purchased the property in 2011 and the site has been mostly vacant since 2011.

A Phase I ESA was completed by The Sigma Group (June 2019). The Phase I ESA identified the following recognized environmental conditions (RECs):

- Shoe manufacturing and leather treatment that may have used perfluorinated or polyfluorinated alkyl substances (PFAS).
- Vent pipes on the building with an unknown connection.
- The off-site Kwik Trip gasoline station.
- The closed (1990) Environmental Repair Program (ERP) site for environmental contamination as a historic REC (HREC).

Historic reports associated with the ERP site indicated waste leather scrap and shoe waste is/was buried at the subject property. The RECs and review of the historic reports identified the following areas for further assessment:

- Shoe manufacturing that may have included leather treating chemicals that included PFAS,
- A former leather trimmings waste dump (also a potential PFAS source area),
- Two former underground drainage sumps (noted to contain oily liquid historically),
- A former 15,000 gallon above ground fuel oil storage tank,
- Former vent pipes identified in the Phase 1, and
- A former solvent drum burn area.

The Phase I ESA report (2019) did not contain any interviews with former shoe factory workers because shoe manufacturing ceased by 1988 and the subject property has had other owners since 1988. Sanborn Fire Insurance maps were also not available for the subject property, nor were diagrams of the interior layout of the shoe manufacturing available.

Additional information was obtained from the City of Edgerton when the City had the buildings razed. In the northeast corner of the subject property building adjacent to the location of a former UST, stained soil was encountered below the building floor. A soil sample was collected by Cedar Corporation of Menomonie, WI from the stained soil and petroleum impacts were identified. Additionally, the City provided to the WDNR a sewer map dated 1937 that labeled each of the buildings with a number (No.1 through No.9) and each of the buildings were connected to another. In addition to depicting the sewer locations within the buildings, three spray booth locations were depicted within building No. 1.

2.1 Purpose and Scope of Work

The purpose of the Phase II ESA was to evaluate the RECs identified above to determine if the RECs had caused or are causing environmental impacts that present a hazard to human health or the environment.

The scope of work was developed to evaluate the RECs by sampling and analyzing soil and groundwater samples. Sixteen soil probe borings were advanced and eight of the soil probe borings were completed as temporary groundwater monitoring wells. Thirty-three soil and eight groundwater samples were collected and analyzed in March 2020.

Soil and groundwater samples were collected from within the former building footprint to evaluate impacts from former shoe manufacturing. Soils and a groundwater sample were collected from southeast part of the site to evaluate impacts from a leather trimmings waste area. Soil and groundwater samples were collected along the north part of the site to evaluate the possible impacts from former drainage sumps, a former AST, a former solvent drum burn area, unidentified vent pipes and the off-site Kwik Trip.

3. Methods of Assessment

Utility Clearance

AECOM contacted Digger's Hotline for the location of public utilities on the parcel prior to commencing work.

Soil Probe Borings

Soil probe borings were completed at 16 locations, as shown on Figure 3, designated SP-101 through SP-116. The borings were advanced to ten feet below ground surface (bgs) except for the locations completed as temporary wells which were advanced to 15 feet bgs. Soil probe borings were advanced with a hydraulic push-probe using a two-inch diameter drive rod to collect continuous soil samples inside of a polyethylene sheath inserted into the end of the drive rod. The soil samples were described in the field with respect to the soil type, grain size distribution, and color (or discoloration), odor, and moisture content. Soil samples were screened in the field with a photo-ionization detector (PID) equipped with a 10.6 electron volt (eV) lamp. The PID was calibrated in the field according to manufacturer's instructions, using 100 parts per million (ppm) isobutylene span gas and air (zero gas). Field observations from the borings were recorded on soil boring log forms (WDNR Form 4400-122) for each sample location and are included as Appendix A. Borehole abandonment forms (WDNR Form 3300-005) are also included in Appendix A.

Temporary Wells

Eight locations were completed as temporary wells: SP-102, SP-104, SP-107, SP-109, SP-111, SP-113, SP-114 and SP-116. The temporary monitoring wells were constructed using one-inch diameter PVC well screen and riser for groundwater access. A ten-foot slotted section with solid riser was placed from approximately five to 15 feet bgs so the screened interval straddled the water table. Well installation followed PFAS protocol which included decontamination of the probe between each boring with Alconox® and high-pressure steam cleaning. Temporary well construction is depicted on the boring logs in Appendix A and additional details are presented on Table 1.

The temporary monitoring wells were purged using a peristaltic pump using silicon and polyethylene tubing. The average depth to groundwater below ground surface was approximately three feet and there was rapid recharge of temporary wells during development. Approximately two gallons of water were purged from each temporary well over a duration of 30 minutes or more. Field parameters were recorded with a calibrated Aqua TROLL 600 Multiparameter Sonde and the final readings from each location are presented on Table 1.

Laboratory Analytical Methods

Soil and groundwater samples were placed in pre-cleaned, laboratory-supplied sample jars. Sample labels were completed with the sample identification number, date and time of collection, analysis to be conducted, preservative, and the sampler's initials.

Groundwater samples collected for analysis of PFAS were shipped to Vista Analytical Laboratory in El Dorado Hills, California for analysis and all other soil and groundwater samples were shipped to Pace Analytical Services in Green Bay, Wisconsin.

A chain-of-custody (COC) form was completed after sample collection and the samples were placed in a cooler and delivered to the laboratory under standard COC procedures. Thirty-three soil samples were analyzed for the following analytes:

- Volatile Organic Compounds (VOCs) by SW-846 method 8260,
- Polycyclic Aromatic Hydrocarbons (PAHs) by SW-846 8270 SIM, and
- Resource Conservation and Recovery Act (RCRA) Metals by SW-846 6010 (ICP) and 7471 for mercury.

Eight groundwater samples (and one field duplicate) were analyzed for VOCs using SW-846 method 8260 and were analyzed for the Wisconsin list of 36 PFAS analytes by isotope dilution. One groundwater sample (SP-104) was also analyzed for PAHs by SW-846 8270 SIM.

Investigative Waste Management

Soil probe borings did not generate soil cuttings as an investigation-derived waste. Decontamination water and purge water generated during the investigation were containerized in a 55-gallon drum and staged on site. The drum was approximately half full. Disposal documentation will be provided upon completion under separate cover.

4. Results

The laboratory analytical data were validated with reference to the USEPA National Functional Guidelines and the data validation memoranda are included in Appendix B. The data were considered acceptable for use and appropriate qualifications were added to the results (Table 2, Table 3 and Table 4). No soil field duplicates were collected. A groundwater field duplicate was collected for VOCs, however there were no detects and precision could not be assessed. No analytes were detected in the VOC trip blank.

Soil analytical results are compared to the generic Residual Contaminant Levels (RCLs) per WAC Ch. NR 720 and Wisconsin Background Threshold Values (BTVs) where established. Generic RCLs were those calculated by WDNR (December 2018) using the USEPA Regional Screening Level Web Calculator in accordance with WDNR Draft PUB-RR-890.

Groundwater analytical results are compared to Wisconsin Groundwater Quality standards in WAC Ch. NR 140.10. Wisconsin has two levels of groundwater quality standards. The first level, the Preventive Action Limit (PAL), is a concentration that is 10% (for carcinogenic, mutagenic or teratogenic compounds) to 20% (non-carcinogenic) of the Enforcement Standards (ES). The PAL has been established as the concentration at which notification to the WDNR is required. Remedial action is not always required if a PAL is exceeded. The ES is a health-risk based concentration and exceedances of ESs usually result in further subsurface investigation, remedial action requirements, or monitoring. No groundwater standards have been established for PFAS, however proposed ES and PAL for PFOS and PFOA have been included for comparison.

4.1 Hydrogeologic Setting

Published geologic and hydrogeologic information was reviewed to assess soil and bedrock types in the area, regional groundwater flow direction, and groundwater sources. The 7.5-minute topographic maps of the Edgerton, Wisconsin quadrangle (USGS, 2018) shows the area topography and surface water features in and around the property. The area around the property is relatively flat with an approximate elevation of 810 feet above mean sea level (MSL).

Based on observations during the field investigation, the main portion of the site is relatively flat since the building was razed. There is a topographic low point along the northern portion of the site between the former building location and the Kwik Trip parking area. Meltwater was observed flowing at the surface to the east in a path approximately 50 feet north of borings SP-103, SP-105 and SP-107. Water appeared to pool at the northeast corner of the property and along the drainage ditch that runs alongside the eastern part of the property. In addition, a small mound was observed approximately 20 feet southeast of SP-112. It appears to have been there for many years as there are trees growing out of it with six-inch diameter.

The USDA Soil Conservation Service Web Soil Survey of Rock County, Wisconsin, has mapped the area of the subject property as wet alluvial land and St. Charles silt loam with two to six percent slopes. The property is also located in a FEMA high risk flood area (designation AE).

The soil encountered at the site included fill soil composed mostly of clay, sandy silt overlying sand, fill overlying silts and clays and sand and gravel. The fill thickness ranged from one to ten feet and tended to be greater under or adjacent to the former building footprint. Coarse sand and fine gravel areas were observed at approximately six to nine feet below ground surface at the north end of the parcel and was observed at deeper levels (nine to 13 feet) toward the center of parcel. Silt with seams or partings of fine sand were common in the deeper part of the borings. The soil color was generally tan to dark brown turning to light grey below the water table. Slight and strong petroleum odor were observed at borings SP-104 and SP-105, respectively. Orange discoloration was noted in borings SP-110 and SP-111. Fibrous material and leather scrap were observed in borings SP-111 and SP-112. Leather scrap was noted in SP-112 from approximately three to six feet bgs.

The water table was encountered from approximately 1.5 to 4.5 feet bgs. Water depth was most shallow at the northeast portion of the site (SP-102 and SP-107). In areas where fresh fill from the recent building

demolition was observed, soil samples were collected just below the new fill and from deeper in the soil column. In approximately half the borings, the deeper sample was collected below the saturated zone.

4.2 Soil Samples

The soil laboratory analytical results are presented in Table 2 which includes detected VOCs, PAHs and the eight RCRA metals. The soil sample collected by Cedar Corporation in November 2019 from near the former AST is included on the table for comparison. Only one (SP-105) of the 16 borings had two VOC exceedances of the groundwater pathway RCL, by naphthalene and bromomethane. Two of the 33 samples had RCL exceedances of PAHs including a non-industrial direct contact exceedance of benzo(a)pyrene and one each of chrysene and naphthalene for the groundwater pathway RCL. The only metal with industrial and non-industrial direct contact RCL exceedances is arsenic, however only seven of 33 samples were above the BTV for the state of Wisconsin. Arsenic values were generally greater in soils deeper than four feet bgs. The groundwater pathway RCL exceedances for metals (and with concentrations above BTV) are summarized as follows:

- Arsenic was exceeded in 30 of the 33 samples (7 of 33 were above the BTV);
- Barium was exceeded in 14 of the 33 samples (2 of 33 were above the BTV);
- Cadmium was exceeded in 5 of the 33 samples (3 of 33 were above the BTV);
- Chromium was exceeded in 0 of the 33 samples (5 of 33 were above the BTV);
- Lead was exceeded in 6 of the 33 samples (4 of 33 were above the BTV);
- Mercury was exceeded in 1 of the 33 samples (No established BTV);
- Selenium was exceeded in 10 of the 33 samples (No established BTV), and
- Silver was exceeded in 4 of the 33 samples (No established BTV).

The results for the detected analytes in soil samples above RCLs are depicted in Figure 4 and Figure 5. Laboratory analytical results are included in Appendix C.

4.3 Groundwater Samples

The laboratory analytical results for the temporary wells are provided in Table 3 (VOC and PAH) and Table 4 (PFAS). Each of the temporary wells were analyzed for VOCs and PFAS. Only one VOC, chloromethane, was detected and exceeded the PAL in SP-102. SP-104 was analyzed for PAHs in groundwater and had PAL exceedances for Benzo(b)fluoranthene and chrysene. PFAS were detected in all the groundwater samples.

PFAS analytical data were evaluated with reference to Data Review and Validation Guidelines for Perfluoroalkyl Substances (PFASs) Analyzed Using EPA Method 537 (November 2018) and Wisconsin PFAS Aqueous (Non-Potable Water) and Non-Aqueous Matrices Method Expectations (December 16, 2019). The data were considered acceptable for use and appropriate qualifications were added to the results (Table 4). Two results for sample SP-116 were rejected because the surrogate recoveries were below the acceptance criteria. One field blank and three equipment blanks were collected as shown on Table B1 in Appendix B. N-Ethylperfluorooctanesulfonamidoacetic acid (NEtFOSAA), was detected in the field blank and PFOS was detected in the Geoprobe drill rod blank. Appropriate qualifications were added based on these detections. Note, only one of two sample bottles for EB- well screen was filled because the field team ran out of PFAS free water. This does not impact sample results. One field duplicate was collected for PFAS at location SP-107. Precision was acceptable except for perfluorooctane sulfonamide which was qualified by the validator due to elevated relative percent difference.

Thirteen of the 36 analytes analyzed for were detected in one or more samples (the remaining 23 analytes were not detected in any target samples). The total of all PFAS detected in each sample ranged from 97 ng/L (SP-109) to 1,810 ng/L (SP-111). The proposed ES for PFOA was exceeded in seven of the

eight samples, and the proposed PAL was exceeded in the remaining sample. The proposed ES for PFOS was exceeded in six of the eight samples, and the proposed PAL was exceeded in one sample.

4.4 Data Evaluation by REC

Shoe manufacturing that may have included leather treating chemicals that included PFAS

Sample locations SP-104 and SP-113 through SP-116 were advanced in the location of the former Nunn-Bush building footprint to evaluate potential soil and groundwater impacts from former shoe manufacturing activities. The locations of SP-113, SP-114, and SP-116 were selected to be in the vicinity of former paint booths as identified on the 1937 sewer map. SP-115 was in the vicinity of a former storage vault formerly containing 55-gallon drums of solvents, glues, hydraulic oils and other hazardous substances (Ayres, 1989). No VOCs were detected from soil samples at these locations and only a few PAH analytes were detected at low levels between the reporting limit and detection limit. Arsenic, barium, cadmium, mercury, selenium and silver were detected in one or more soil samples above the groundwater pathway RCL as depicted on Figure 5. Only one soil sample at SP-104 was slightly above the background threshold value for arsenic.

VOCs were not detected in the groundwater samples from SP-104, SP-113, SP-114, and SP-116. The proposed ES for PFOS was exceeded in all four groundwater samples in the former building footprint and the proposed ES for PFOA was exceeded in three of the four, with the remaining sample exceeding the proposed PAL.

A former leather trimmings waste dump (also a potential PFAS source area)

Sample locations SP-110 through SP-112 were used to evaluate the presence and nature of a former leather trimmings waste dump. Leather waste trimmings were observed at SP-112 and possibly at SP-111 (small amount of fibrous material). None of the tested analytes were detected at concentrations above the direct contact RCLs (either non-industrial or industrial), except for arsenic. Arsenic, barium, lead, mercury, selenium and silver were detected in some of the samples above the groundwater pathway RCL as depicted on Figure 5. VOCs were not detected in the soil samples. PAHs and other metals were detected in soil samples, but the detected concentrations did not exceed RCLs.

VOCs were not detected in the groundwater sample from SP-111. PFAS were detected at elevated concentrations from temporary well SP-111 and exceeded proposed ES for PFOA and PFOS. SP-111 had the highest total PFAS concentrations of the eight temporary wells.

Two former underground drainage sumps (noted to contain oily liquid historically)

The two former underground drainage sumps were evaluated with the collection of soil samples at SP-101 (front sump) and SP-106 (back sump). VOCs were not detected, and PAHs were detected, but the detected concentrations did not exceed RCLs. SP-101 had arsenic concentrations near the BTV and barium, selenium and silver concentrations above the groundwater pathway RCL. SP-106 had arsenic, cadmium and lead concentrations above the groundwater pathway RCL. Arsenic was below the BTV. The former sumps do not appear to have significantly impacted adjacent soils.

A former 15,000 gallon above ground fuel oil storage tank

Sample locations SP-103 through SP-106 were used to evaluate soil and groundwater impacts from a former fuel oil storage tank. VOCs were detected in soils at SP-105 and included bromomethane and naphthalene which exceeded groundwater pathway RCLs. No VOCs were detected in the water sample from SP-104. PAHs were also detected at elevated levels at SP-105, however only naphthalene exceeded the groundwater pathway RCL. Several metals exceeded groundwater pathway RCLs and arsenic, chromium and lead were detected above BTVs, though not at SP-105. Table 2 also presents analytical results for a sample from the former tank location area collected by Cedar Corporation of Menomonie, WI in November 2019. SP-105 and the November 2019 sample have similar concentrations of VOCs and PAHs, though the November 2019 sample has no RCL exceedances. Petroleum contamination of soil from the former AST is present, though does not appear to be widespread since

surrounding soil and groundwater samples did not indicate presence of petroleum compounds. PFOS exceeded the proposed ES and PFOA exceeded the proposed PAL at SP-104.

Former vent pipes identified in the Phase 1

Boring SP-103 was advanced near the location of former vent pipes identified in the Phase I by The Sigma Group (June 2019). According to the Phase I, the purpose of the vent pipes could not be identified. The two soil samples from SP-103 did not have significant soil impacts. VOCs were not detected, and PAHs were detected at low levels with no RCL exceedances. Arsenic and Barium were detected above groundwater pathway RCLs and arsenic exceeded direct contact pathway RCL but was below the BTV. The former vent pipes do not appear to have significantly impacted adjacent soils based on analytical results.

A former solvent drum burn area

A former solvent drum burn area was identified in the Ayres 1989 Phase I. Borings SP-107 and SP-108 were advanced in the reported burn area. Toluene was detected in the deeper interval at SP-108. Low level PAHs were detected. Arsenic exceeded industrial direct contact RCLs at both locations and was also above background threshold value at SP-107. In addition, barium, cadmium, lead, selenium and silver exceeded groundwater pathway RCLs. Barium, cadmium, chromium and lead were above BTVs. The groundwater sample at SP-107 analyzed for PFAS had concentrations of PFOA and PFOS that exceeded the proposed ES. VOCs were not detected in the groundwater sample from SP-107.

The off-site Kwik Trip gasoline station

The Phase I (June 2019) identified the off-site Kwik Trip to the North of the property as a REC. Two borings (SP-101 and SP-102) were advanced on the north side of the subject property during the investigation. Neither of the borings had detections of VOCs in soil or evidence of petroleum contamination such as stained soil or odor. The groundwater sample from SP-102 had a detection of chloromethane above the PAL, the PFOA result exceeded the proposed ES, and the PFOS result exceeded the proposed PAL.

A downgradient sample location

The location of SP-109 was selected to be downgradient of presumed groundwater flow (east toward the surface drainage ditch). No VOCs were detected in soils or groundwater at SP-109. PAHs were detected at low levels in surficial soils and higher in the four to five-foot range. Benzo(a)pyrene exceeded the Non-Industrial Direct Contact RCL and chrysene exceeded the generic RCL for groundwater pathway. Metals were also elevated in the deeper soil sample groundwater pathway exceedances of arsenic, barium, cadmium, and lead. Cadmium, chromium and lead were above BTVs for Wisconsin. The PFAS sample from SP-109 was the lowest of the eight temporary wells, however PFOA exceeded the proposed ES of 20 ng/L.

5. Conclusions

he Phase II ESA conclusions are:

- Fill soils were identified in 15 of the 16 locations with thicknesses of one to ten feet.
- VOCs were identified in three of the soil samples and were above groundwater pathway RCLs in SP-105. No exceedances of the direct contact RCLs were identified.
- PAHs were detected in 23 of 33 soil samples tested but only two samples exceeded RCLs. Only one exceedance of the non-industrial direct contact RCLs was identified and the exceedance occurred in the deeper soil sample at SP-109.
- Metals were identified in each soil sample tested and detected concentrations (except chromium) were above one of more RCLs. Barium, cadmium, lead, mercury, selenium and silver were detected only above the RCL for the groundwater pathway. The arsenic concentrations exceeded the non-industrial direct contact pathway, the industrial direct contact pathway and/or the groundwater pathway RCLs in 30 of the 33 samples. The detected concentration for arsenic in seven of the 33 samples was above the BTV for the State of Wisconsin.
- PFAS were detected in the groundwater samples and each sample had ES exceedances of proposed standards for PFOA and/or PFOS. PFAS concentrations were greatest in the location of a former leather trimmings waste dump and the south end of the former building footprint. PFAS contamination may have resulted from the former shoe manufacturing facility.
- Soil contamination beneath the former AST remains under the building footprint. This contamination could be a source for future vapor intrusion.

6. General Qualifications

The purpose of this environmental assessment is to investigate possible soil and/or groundwater impacts, and related liabilities, associated with past and current property uses. The extent of the investigation is limited to the area and location described in this report.

AECOM has prepared this report at the request of its client. AECOM assumes responsibility for the accuracy of the report's content, subject to what is stated elsewhere in this section. AECOM recommends the report be used only for the purpose intended by the client and AECOM, as stated in the report. AECOM disclaims responsibility for the application or interpretation of the results by anyone other than the client. Reliance on the contents of this report by anyone other than the client, without the prior expressed written consent of AECOM, is done at the sole risk of the user.

The results, conclusions, and recommendations presented in this report are based on the data obtained from a limited number of soil boring locations and at the soil sample and groundwater sample locations as indicated in this report. Variations in conditions can occur between these boring, soil sample, and groundwater sample locations. In addition, seasonal and annual fluctuations of the groundwater table, which may influence the distribution of contaminants, can occur. Actual groundwater flow rates may vary from those estimated in this report based on soil conditions.

This report has been prepared in conformance with the care and skill ordinarily exercised by reputable members of the professional engineering community practicing under similar conditions at the same time in the same or similar locality. No other warranty of any kind, expressed or implied, at common law or created by statute, is extended, made, or intended.

TABLES

Table 1
Temporary Well Information and Field Parameters
Phase II Environmental Site Assessment - Shoe Factory
Edgerton, Wisconsin

AECOM

Well ID	Total Depth (ft from TOC)	Well Depth (ft bgs)	Depth to Water TOC (ft)	Depth to Water bgs (ft)	pH	Specific Conductivity (µS/cm)	DO Concentration (mg/L)	ORP (mV)	Temperature (°C)	Turbidity (NTU)
SP-102	11.9	10.33	2.92	1.35	6.73	4837	0.78	-60.5	4.39	17.4
SP-104	12.55	10.76	4.73	2.94	8.00	225	9.60	72.7	4.71	449.1
SP-107	11.44	10.59	2.61	1.76	6.99	870	0.15	127.8	2.36	0.2
SP-109	12.84	11.68	4.71	3.55	6.90	1273	0.49	-63.5	5.25	16.6
SP-111	15.05	13.65	4.24	2.84	6.77	455	3.28	6.0	5.07	28.3
SP-113	13.95	11.95	6.4	4.4	7.01	434	1.80	21.6	5.42	40.3
SP-114	13.71	12.21	5.81	4.31	7.04	606	0.15	-191.5	4.65	97.1
SP-116	14.8	13.62	5.53	4.35	7.05	943	2.51	68.2	4.25	38.6

Notes:

ft- feet
bgs- below ground surface
TOC- top of casing
µS/cm - microsiemens per centimeter
DO- Dissolved Oxygen
mg/L- milligrams per liter or parts per million
ORP- Oxidation Reduction Potential
mV- millivolts
°C- degrees Celsius
NTU- Nephelometric Turbidity Units

Temporary Well Information:

Installed- 3/5/2020
Abandoned- 3/6/2020
Screen- 10ft Johnsons Screens 0.1 slot factory cut
material- PVC
Filter Pack- coarse sand placed around screen
Surface seal- 1-2 ft of bentonite at surface

Table 2
Soil Sample Results
Phase II Environmental Site Assessment - Shoe Factory
Edgerton, Wisconsin

AECOM

Parameters	Generic RCLs: Direct Contact Pathway Non-Industrial	Generic RCLs: Direct Contact Pathway Industrial	Generic RCLs: Groundwater Pathway	Generic RCLs: WI Background Theshold Value	SP-101: 1 - 2 ft SP-101/ 1-2 3/5/2020	SP-101: 4 - 5 ft SP-101/ 4-5 3/5/2020	SP-102: 1 - 2 ft SP-102/1-2 3/5/2020	SP-102: 4 - 5 ft SP-102/ 4-5 3/5/2020	SP-103: 1.5 - 2.5 ft SP-103/ 1.5-2.5 3/5/2020	SP-103: 4 - 5 ft SP-103/ 4-5 3/5/2020	SP-104: 4 - 5 ft SP-104/ 4-5 3/5/2020	SP-104: 9 - 10 ft SP-104/ 9-10 3/5/2020	SP-104: 13 - 14 ft SP-104/ 13-14 3/5/2020	SP-105: 4 - 5 ft SP-105/ 4-5 3/5/2020	SP-105: 9 - 10 ft SP-105/ 9-10 3/5/2020	Shoe Factory Cedar Corp 11/18/2019	SP-106: 1 - 2 ft SP-106/ 1-2 3/5/2020	SP-106: 4 - 5 ft SP-106/ 4-5 3/5/2020	SP-107: 2 - 3 ft SP-107/ 2-3 3/5/2020	SP-107: 4 - 5 ft SP-107/ 4-5 3/5/2020	SP-108: 1 - 2 ft SP-108/ 1-2 3/5/2020	SP-108: 4 - 5 ft SP-108/ 4-5 3/5/2020
Detected VOCs (µg/kg)																							
1,2,4-Trimethylbenzene	219000	219000	--	--	< 25.0	< 25.0	< 25.0	< 25.0	< 25.0	< 25.0	< 25.0	< 25.0	< 25.0	179	< 50.0	2700	< 25.0	< 25.0	< 25.0	< 25.0	< 25.0	< 25.0
1,3,5-Trimethylbenzene	182000	182000	--		< 25.0	< 25.0	< 25.0	< 25.0	< 25.0	< 25.0	< 25.0	< 25.0	< 25.0	< 25.0	< 25.0	540	< 25.0	< 25.0	< 25.0	< 25.0	< 25.0	< 25.0
Bromomethane	9600	43000	5.1	--	< 63.8	< 63.8	< 63.8	< 63.8	< 63.8	< 63.8	< 63.8	< 63.8	< 63.8	**75.1** J C	< 128	<49	< 63.8	< 63.8	< 63.8	< 63.8	< 63.8	< 63.8
Ethylbenzene	8020	35400	1570	--	< 25.0	< 25.0	< 25.0	< 25.0	< 25.0	< 25.0	< 25.0	< 25.0	< 25.0	91.1	< 50.0	59 B	< 25.0	< 25.0	< 25.0	< 25.0	< 25.0	< 25.0
Isopropylbenzene (Cumene)	268000	268000	--	--	< 25.0	< 25.0	< 25.0	< 25.0	< 25.0	< 25.0	< 25.0	< 25.0	< 25.0	32.3 J	426	310	< 25.0	< 25.0	< 25.0	< 25.0	< 25.0	< 25.0
m,p-Xylenes	--	--	--	--	< 50.0	< 50.0	< 50.0	< 50.0	< 50.0	< 50.0	< 50.0	< 50.0	< 50.0	233	< 100	NA	< 50.0	< 50.0	< 50.0	< 50.0	< 50.0	< 50.0
Naphthalene	5520	24100	658.2	--	< 27.3	< 27.3	< 27.3	< 27.3	< 27.3	< 27.3	< 27.3	< 27.3	< 27.3	**718** C	**1290** C	NA	< 27.3	< 27.3	< 27.3	< 27.3	< 27.3	< 27.3
n-Butylbenzene	108000	108000	--	--	< 30.0	< 30.0	< 30.0	< 30.0	< 30.0	< 30.0	< 30.0	< 30.0	< 30.0	138	1240	1300	< 30.0	< 30.0	< 30.0	< 30.0	< 30.0	< 30.0
n-Propylbenzene	264000	264000	--	--	< 25.0	< 25.0	< 25.0	< 25.0	< 25.0	< 25.0	< 25.0	< 25.0	< 25.0	96.3	367	570	< 25.0	< 25.0	< 25.0	< 25.0	< 25.0	< 25.0
o-Xylene	434000	434000	--	--	< 25.0	< 25.0	< 25.0	< 25.0	< 25.0	< 25.0	< 25.0	< 25.0	< 25.0	113	< 50.0	NA	< 25.0	< 25.0	< 25.0	< 25.0	< 25.0	< 25.0
p-Isopropyltoluene	162000	162000	--	--	< 25.0	< 25.0	< 25.0	< 25.0	< 25.0	< 25.0	< 25.0	< 25.0	< 25.0	48.5 J	< 50.0	690	< 25.0	< 25.0	< 25.0	< 25.0	< 25.0	< 25.0
sec-Butylbenzene	145000	145000	--	--	< 25.0	< 25.0	< 25.0	< 25.0	< 25.0	< 25.0	< 25.0	< 25.0	< 25.0	54.3 J	2300	1100	< 25.0	< 25.0	< 25.0	< 25.0	< 25.0	< 25.0
Toluene	818000	818000	1107.2	--	< 25.0	< 25.0	< 25.0	< 25.0	< 25.0	< 25.0	< 25.0	< 25.0	< 25.0	123	< 50.0	13 JB	< 25.0	< 25.0	< 25.0	< 25.0	< 25.0	106
Xylene (Total)	260000	260000	3960	--	< 75.0	< 75.0	< 75.0	< 75.0	< 75.0	< 75.0	< 75.0	< 75.0	< 75.0	346	< 150	130 B	< 75.0	< 75.0	< 75.0	< 75.0	< 75.0	< 75.0
PAHs (µg/kg)																						
1-Methylnaphthalene	17600	72700	--	--	< 3.0	5.6 J	< 3.2	< 3.1	< 5.5	< 3.3	< 3.1	< 3.0	< 2.9	30.4	5560	<45	< 3.0	43.3	< 3.2	< 3.4	< 2.7	49.2
2-Methylnaphthalene	239000	3010000	--	--	< 3.0	< 3.2	< 3.2	< 3.1	< 5.5	< 3.3	< 3.1	< 3.0	< 2.9	59.8	7620	280	< 3.0	56.0	< 3.2	< 3.4	< 2.7	62.7
Acenaphthene	3590000	45200000	--	--	< 2.7	< 2.9	< 2.8	< 2.7	< 4.9	< 2.9	< 2.8	< 2.6	< 2.6	< 2.4	1250	260	< 2.6	9.0 J	< 2.9	< 3.1	< 2.4	< 2.8
Acenaphthylene	--	--	--	--	< 2.6	< 2.8	< 2.7	< 2.7	< 4.7	< 2.8	< 2.7	< 2.6	< 2.5	< 2.4	539 J	<4.8	< 2.6	< 2.5	< 2.8	< 3.0	< 2.3	< 2.7
Anthracene	17900000	100000000	196949.2	--	< 2.6	< 2.7	< 2.7	< 2.6	< 4.7	< 2.8	< 2.6	< 2.5	< 2.4	< 2.3	111 J	230	< 2.5	29.0	5.5 J	< 2.9	5.5 J	6.1 J
Benzo(a)anthracene	1140	20800	--	--	3.2 J	< 2.8	4.8 J	< 2.7	12.5 J+	3.1 J	< 2.8	< 2.6	< 2.5	< 2.4	< 112	120	4.2 J	64.6	12.6 J	< 3.0	20.4	9.5 J
Benzo(a)pyrene	115	2110	470	--	2.7 J	< 2.5	3.8 J	< 2.4	12.4 J+	< 2.6	< 2.4	< 2.3	< 2.2	< 2.1	< 98.1	100	3.2 J	68.7	14.2 J	< 2.7	29.7	9.0 J
Benzo(b)fluoranthene	1150	21100	478.1	--	4.2 J	< 3.1	7.0 J	< 2.9	18.1 J+	< 3.1	< 3.0	< 2.8	< 2.7	< 2.6	< 120	<7.9	4.6 J	89.9	17.4 J	< 3.3	39.2	12.5 J
Benzo(g,h,i)perylene	--	--	--	--	< 3.6	< 3.9	3.8 J	< 3.7	20.2 J+	< 3.9	< 3.7	< 3.6	< 3.5	< 3.3	< 152	55	3.7 J	72.1	10.7 J	< 4.1	25.7	8.4 J
Benzo(k)fluoranthene	11500	211000	--	--	< 2.6	< 2.8	2.9 J	< 2.7	8.6 J+	< 2.9	< 2.7	< 2.6	< 2.5	< 2.4	< 110	180	3.2 J	45.7	11.9 J	< 3.0	20.9	6.2 J
Chrysene	115000	2110000	144.2	--	4.2 J	< 4.1	9.0 J	< 4.0	13.6 J+	< 4.2	< 4.0	< 3.8	< 3.7	< 3.5	< 163	120	6.2 J	81.9	20.8 J	< 4.4	37.2	14.6 J
Dibenzo(a,h)anthracene	115	2110	--	--	< 2.9	< 3.0	< 3.0	< 2.9	5.9 J+	< 3.1	< 2.9	< 2.8	< 2.7	< 2.6	< 120	14 J	< 2.8	26.5	< 3.0	< 3.3	4.6 J	< 3.0
Fluoranthene	2390000	30100000	88877.8	--	5.7 J	< 2.6	12.3 J	< 2.5	19.5 J+	5.5 J	< 2.5	3.3 J	< 2.3	< 2.2	< 102	230	8.7 J	151	34.0	< 2.8	59.6	20.4 J
Fluorene	2390000	30100000	14829.9	--	< 2.5	< 2.6	< 2.6	< 2.5	< 4.5	< 2.7	< 2.6	< 2.4	< 2.4	< 2.2	1250	1300	< 2.4	7.7 J	< 2.6	< 2.8	< 2.2	< 2.6
Indeno(1,2,3-cd)pyrene	1150	21100	--	--	< 4.3	< 4.6	< 4.5	< 4.4	11.3 J+	< 4.7	< 4.4	< 4.2	< 4.1	< 3.9	< 180	52	< 4.3	55.3	8.0 J	< 4.9	20.2	5.5 J
Naphthalene	5520	24100	658.2	--	< 2.0	< 2.1	5.2 J	< 2.1	< 3.7	2.4 J	< 2.1	3.6 J	< 1.9	22.0	**1420** C	230	< 2.0	42.9	< 2.1	< 2.3	< 1.8	50.0
Phenanthrene	--	--	--	--	2.9 J	2.5 J	5.5 J	< 2.4	7.3 J+	19.1 J	< 2.4	< 2.3	< 2.3	12.2 J	2190	3100	3.8 J	109	13.3 J	< 2.7	17.3 J	34.1
Pyrene	1790000	22600000	54545.5	--	4.8 J	< 3.2	12.3 J	< 3.1	13.2 J+	< 3.3	< 3.1	3.3 J	< 2.9	3.8 J	294 J	490	7.9 J	118	24.2	< 3.5	46.3	14.3 J
Metals (mg/kg)																						
Arsenic	0.677	3	0.584	8.3	**8.2** ABC	**9.2** ABCD	**4.3** J ABC	**9.4** ABCD	**2.3** J AC	**3.9** J ABC	**9.9** ABCD	< 1.8	**5.5** J ABC	**1.9** J AC	< 1.9	NA	**2.3** J AC	**3.6** J ABC	**8.8** ABCD	**20.9** ABCD	**3.9** J ABC	**7.8** ABC
Barium	15300	100000	164.8	364	**241** C	135	**255** J+ C	**306** C	35.1	**234** C	**338** C	19.2	53.3	7.0	118	NA	80.1	117	**758** CD	**295** C	81.6	**356** C
Cadmium	71.1	985	0.752	1.07	0.33 J	0.25 J	0.21 J	< 0.16	0.22 J	0.35 J	0.19 J	0.18 J	0.24 J	< 0.15	0.19 J	NA	0.43 J	**0.86** CD	**1.8** CD	< 0.36	< 0.15	**1.9** CD
Chromium	--	--	360000	43.5	23.3	23.0	21.8	19.6	8.5	23.5	21.7	7.4	19.4	4.5	14.9	NA	142 D	76.1 D	507 D	37.6	18.8	146 D
Lead	400	800	27	51.6	14.7	7.6	15.2	6.1	5.7	13.4	9.6 J	3.0	7.1	3.0	6.0	NA	**30.1** C	**70.7** CD	**229** CD	10.8	21.3	**165** CD
Mercury	3.13	3.13	0.208	--	0.12	0.040 J	0.064	0.019 J	0.011 J	0.062	0.046	0.020 J	0.023 J	< 0.011 U	< 0.013 U	NA	0.064 J+	0.20	0.17	0.067	0.053 J+	0.16
Selenium	391	5840	0.52	--	**2.7** J C	**1.6** J C	< 1.7	< 1.6	< 1.3	< 1.7	**4.4** J C	< 1.6	< 1.5	< 1.4	< 1.7	NA	< 1.6	< 1.5	< 1.7	**3.3** J C	< 1.4	**2.3** J C
Silver	391	5840	0.8491	--	**1.2** J C	0.51 J	0.55 J	0.57 J	< 0.32	0.45 J	**1.2** J C	< 0.37	< 0.34	< 0.34	< 0.39	NA	< 0.36	< 0.35	< 0.39	**0.90** J C	< 0.34	0.66 J

Notes:
PAHs = Polynuclear Aromatic Hydrocarbons
VOCs = Volatile Organic Compounds
ug/kg = Micrograms per kilogram.
mg/kg = Micrograms per kilogram.
A = Parameter exceeds Generic RCL for Non-Industrial Direct Contact.
B = Parameter exceeds Generic RCL for Industrial Direct Contact (none).
C = Parameter exceeds Generic RCL for Groundwater Pathway.
D = Parameter exceeds Background Threshold Value for Wisconsin.
J = Estimated value (+/- indicate bias).
U = Result qualified nondetect due to laboratory contamination.
-- = No generic RCL established.
Generic RCLs Dec 2018 per WDNR PUB-RR-890.
non-detect VOC results were reported on a wet weight basis.

Table 2
Soil Sample Results
Phase II Environmental Site Assessment - Shoe Factory
Edgerton, Wisconsin

AECOM

	Generic RCLs				SP-109		SP-110		SP-111		SP-112		SP-113		SP-114		SP-115		SP-116	
					1 - 2 ft	4 - 5 ft	1 - 2 ft	8 - 9 ft	1 - 2 ft	7 - 8 ft	2 - 3 ft	4 - 5 ft	3 - 4 ft	5 - 6 ft	4 - 5 ft	7 - 8 ft	4 - 5 ft	6 - 7 ft	1 - 2 ft	4 - 5 ft
	Direct Contact Pathway		Groundwater Pathway	WI Background Theshold Value	SP-109/ 1-2	SP-109/ 4-5	SP-110/ 1-2	SP-110/ 8-9	SP-111/ 1-2	SP-111/ 7-8	SP-112/ 2-3	SP-112/ 4-5	SP-113/ 3-4	SP-113/ 5-6	SP-114/ 4-5	SP-114/ 7-8	SP-115/ 4-5	SP-115/ 6-7	SP-116/ 1-2	SP-116/ 4-5
Parameters	Non-Industrial	Industrial			3/5/2020	3/5/2020	3/5/2020	3/5/2020	3/5/2020	3/5/2020	3/5/2020	3/5/2020	3/5/2020	3/5/2020	3/5/2020	3/5/2020	3/5/2020	3/5/2020	3/5/2020	3/5/2020
Detected VOCs (µg/kg)																				
1,2,4-Trimethylbenzene	219000	219000	--	--	< 25.0	< 25.0	< 25.0	< 25.0	< 25.0	< 25.0	< 25.0	< 25.0	< 25.0	< 25.0	< 25.0	< 25.0	< 25.0	< 25.0	< 25.0	< 25.0
1,3,5-Trimethylbenzene	182000	182000	--		< 25.0	< 25.0	< 25.0	< 25.0	< 25.0	< 25.0	< 25.0	< 25.0	< 25.0	< 25.0	< 25.0	< 25.0	< 25.0	< 25.0	< 25.0	< 25.0
Bromomethane	9600	43000	5.1	--	< 63.8	< 63.8	< 63.8	< 63.8	< 63.8	< 63.8	< 63.8	< 63.8	< 63.8	< 63.8	< 63.8	< 63.8	< 63.8	< 63.8	< 63.8	< 63.8
Ethylbenzene	8020	35400	1570	--	< 25.0	< 25.0	< 25.0	< 25.0	< 25.0	< 25.0	< 25.0	< 25.0	< 25.0	< 25.0	< 25.0	< 25.0	< 25.0	< 25.0	< 25.0	< 25.0
Isopropylbenzene (Cumene)	268000	268000	--	--	< 25.0	< 25.0	< 25.0	< 25.0	< 25.0	< 25.0	< 25.0	< 25.0	< 25.0	< 25.0	< 25.0	< 25.0	< 25.0	< 25.0	< 25.0	< 25.0
m,p-Xylenes	--	--	--	--	< 50.0	< 50.0	< 50.0	< 50.0	< 50.0	< 50.0	< 50.0	< 50.0	< 50.0	< 50.0	< 50.0	< 50.0	< 50.0	< 50.0	< 50.0	< 50.0
Naphthalene	5520	24100	658.2	--	< 27.3	< 27.3	< 27.3	< 27.3	< 27.3	< 27.3	< 27.3	< 27.3	< 27.3	< 27.3	< 27.3	< 27.3	< 27.3	< 27.3	< 27.3	< 27.3
n-Butylbenzene	108000	108000	--	--	< 30.0	< 30.0	< 30.0	< 30.0	< 30.0	< 30.0	< 30.0	< 30.0	< 30.0	< 30.0	< 30.0	< 30.0	< 30.0	< 30.0	< 30.0	< 30.0
n-Propylbenzene	264000	264000	--	--	< 25.0	< 25.0	< 25.0	< 25.0	< 25.0	< 25.0	< 25.0	< 25.0	< 25.0	< 25.0	< 25.0	< 25.0	< 25.0	< 25.0	< 25.0	< 25.0
o-Xylene	434000	434000	--	--	< 25.0	< 25.0	< 25.0	< 25.0	< 25.0	< 25.0	< 25.0	< 25.0	< 25.0	< 25.0	< 25.0	< 25.0	< 25.0	< 25.0	< 25.0	< 25.0
p-Isopropyltoluene	162000	162000	--	--	< 25.0	< 25.0	< 25.0	< 25.0	< 25.0	< 25.0	< 25.0	< 25.0	< 25.0	< 25.0	< 25.0	< 25.0	< 25.0	< 25.0	< 25.0	< 25.0
sec-Butylbenzene	145000	145000	--	--	< 25.0	< 25.0	< 25.0	< 25.0	< 25.0	< 25.0	< 25.0	< 25.0	< 25.0	< 25.0	< 25.0	< 25.0	< 25.0	< 25.0	< 25.0	< 25.0
Toluene	818000	818000	1107.2	--	< 25.0	< 25.0	< 25.0	< 25.0	< 25.0	< 25.0	< 25.0	< 25.0	< 25.0	< 25.0	< 25.0	< 25.0	< 25.0	< 25.0	< 25.0	< 25.0
Xylene (Total)	260000	260000	3960	--	< 75.0	< 75.0	< 75.0	< 75.0	< 75.0	< 75.0	< 75.0	< 75.0	< 75.0	< 75.0	< 75.0	< 75.0	< 75.0	< 75.0	< 75.0	< 75.0
PAHs (µg/kg)																				
1-Methylnaphthalene	17600	72700	--	--	< 2.8	6.9 J	< 2.7	< 3.3	< 2.7	< 3.4	< 2.8	< 3.6	< 2.8	< 3.3	< 2.8	< 3.3	< 3.2	< 3.1	< 2.7	< 3.3
2-Methylnaphthalene	239000	3010000	--	--	< 2.8	9.5 J	< 2.7	< 3.3	< 2.7	< 3.4	< 2.8	< 3.6	< 2.8	< 3.3	< 2.8	< 3.3	< 3.2	< 3.1	< 2.7	< 3.3
Acenaphthene	3590000	45200000	--	--	< 2.5	45.4	< 2.4	< 2.9	< 2.4	< 3.0	< 2.5	< 3.2	< 2.4	< 2.9	< 2.5	< 2.9	< 2.8	< 2.7	< 2.4	< 2.9
Acenaphthylene	--	--	--	--	< 2.5	3.2 J	< 2.4	< 2.9	< 2.4	< 2.9	7.3 J	< 3.1	< 2.4	< 2.9	< 2.4	< 2.8	< 2.8	< 2.7	< 2.3	< 2.8
Anthracene	17900000	100000000	196949.2	--	2.5 J	167	5.0 J	< 2.8	< 2.3	< 2.9	8.3 J	< 3.0	< 2.3	< 2.8	< 2.3	< 2.8	< 2.7	< 2.6	< 2.3	< 2.8
Benzo(a)anthracene	1140	20800	--	--	5.0 J	311	15.0 J	< 2.9	6.8 J	< 3.0	23.5	< 3.1	< 2.4	< 2.9	< 2.4	< 2.9	< 2.8	< 2.7	6.3 J	2.9 J
Benzo(a)pyrene	115	2110	470	--	5.4 J	**317** A	19.5	< 2.6	8.3 J	< 2.6	36.5	< 2.8	< 2.1	< 2.6	< 2.1	< 2.6	< 2.5	< 2.4	6.6 J	< 2.6
Benzo(b)fluoranthene	1150	21100	478.1	--	6.6 J	395	25.8	< 3.1	11.9 J	< 3.2	46.9	< 3.4	< 2.6	< 3.1	< 2.6	< 3.1	< 3.0	< 2.9	8.4 J	< 3.1
Benzo(g,h,i)perylene	--	--	--	--	4.7 J	208	20.0	< 4.0	8.1 J	< 4.0	36.8	< 4.3	< 3.3	< 4.0	< 3.3	< 4.0	< 3.8	< 3.7	5.2 J	< 3.9
Benzo(k)fluoranthene	11500	211000	--	--	4.2 J	176	13.3 J	< 2.9	7.1 J	< 2.9	18.7 J	< 3.1	< 2.4	< 2.9	< 2.4	< 2.9	< 2.8	< 2.7	5.3 J	< 2.9
Chrysene	115000	2110000	144.2	--	7.4 J	**393** C	22.0	< 4.3	11.4 J	< 4.3	38.5	< 4.6	< 3.6	< 4.3	< 3.6	< 4.3	< 4.1	< 4.0	10.4 J	< 4.2
Dibenzo(a,h)anthracene	115	2110	--	--	< 2.7	56.9	3.4 J	< 3.1	< 2.6	< 3.2	9.1 J	< 3.4	< 2.6	< 3.1	< 2.6	< 3.1	< 3.0	< 2.9	< 2.6	< 3.1
Fluoranthene	2390000	30100000	88877.8	--	12.6 J	812	36.5	< 2.7	17.9 J	< 2.7	52.4	4.5 J	< 2.2	4.7 J	< 2.2	< 2.7	4.1 J	< 2.5	17.2 J	6.4 J
Fluorene	2390000	30100000	14829.9	--	< 2.3	43.7	< 2.2	< 2.7	< 2.2	< 2.8	< 2.3	< 2.9	< 2.3	< 2.7	< 2.3	< 2.7	< 2.6	< 2.5	< 2.2	< 2.7
Indeno(1,2,3-cd)pyrene	1150	21100	--	--	< 4.1	174	14.5 J	< 4.7	5.9 J	< 4.8	23.0	< 5.1	< 3.9	< 4.7	< 3.9	< 4.7	< 4.6	< 4.4	3.9 J	< 4.7
Naphthalene	5520	24100	658.2	--	< 1.9	11.4 J	< 1.8	< 2.2	< 1.8	< 2.2	< 1.9	2.4 J	< 1.8	12.5 J	< 1.8	< 2.2	< 2.1	< 2.1	< 1.8	< 2.2
Phenanthrene	--	--	--	--	6.9 J	470	13.9 J	< 2.6	4.5 J	< 2.6	13.5 J	< 2.8	< 2.2	< 2.6	< 2.2	< 2.6	< 2.5	< 2.4	5.4 J	4.5 J
Pyrene	1790000	22600000	54545.5	--	9.7 J	550	24.8	< 3.3	14.2 J	< 3.4	51.9	< 3.6	< 2.8	< 3.3	< 2.8	< 3.3	4.2 J	< 3.1	12.0 J	3.8 J
Metals (mg/kg)																				
Arsenic	0.677	3	0.584	8.3	**4.6** J ABC	**4.8** J ABC	< 1.6	**25.7** J ABCD	**2.9** J AC	**18.5** ABCD	**4.5** J ABC	**7.0** ABC	**2.9** J AC	**6.3** J ABC	**2.8** J AC	**8.1** ABC	**6.5** ABC	**1.9** J AC	**2.3** J AC	**5.4** J ABC
Barium	15300	100000	164.8	364	73.6	**220** C	10.3	123	45.0	**1000** CD	107	**240** C	68.3	**225** C	35.2	152	**207** C	**188** C	17.8	161
Cadmium	71.1	985	0.752	1.07	0.18 J	**3.5** CD	< 0.14	< 0.85	0.16 J	< 0.35	< 0.15	0.30 J	< 0.15	< 0.18	< 0.15	0.41 J	0.27 J	**0.93** C	< 0.15	0.30 J
Chromium	--	--	360000	43.5	16.7	87.1 D	4.0	25.8	12.0	21.6 J	15.8	26.2	14.7	27.6	12.6	26.1	23.7	22.9	6.4	22.1
Lead	400	800	27	51.6	12.9	**87.9** CD	2.2	12.2 J	5.6	< 15.7	**33.6** C	16.0	7.1	13.4	5.2	9.8	15.7	8.4 J	8.4	14.2
Mercury	3.13	3.13	0.208	--	0.035 J	0.18	< 0.011 U	0.060 J+	< 0.011 U	0.055 J+	0.040 J+	**0.26** C	0.018 J	0.069 J+	< 0.011 U	0.053 J+	0.059	0.035 J	0.019 J	0.14
Selenium	391	5840	0.52	--	< 1.5	< 1.6	< 1.4	< 1.7	< 1.4	**8.8** C	< 1.5	**2.0** J C	< 1.5	< 1.8	< 1.4	**1.9** J C	**2.4** J C	**3.2** J C	< 1.4	< 1.6
Silver	391	5840	0.8491	--	< 0.35	< 0.37	< 0.33	0.67 J	< 0.32	**2.4** C	< 0.35	0.46 J	< 0.34	< 0.42	< 0.34	0.53 J	< 0.39	0.52 J	< 0.34	0.45 J

Notes:
PAHs = Polynuclear Aromatic Hydrocarbons
VOCs = Volatile Organic Compounds
ug/kg = Micrograms per kilogram.
mg/kg = Micrograms per kilogram.
A = Parameter exceeds Generic RCL for Non-Industrial Direct Contact.
B = Parameter exceeds Generic RCL for Industrial Direct Contact (none).
C = Parameter exceeds Generic RCL for Groundwater Pathway.
D = Parameter exceeds Background Threshold Value for Wisconsin.
J = Estimated value (+/- indicate bias).
U = Result qualified nondetect due to laboratory contamination.
-- = No generic RCL established.
Generic RCLs Dec 2018 per WDNR PUB-RR-890.
non-detect VOC results were reported on a wet weight basis.

DRAFT

Table 3
Groundwater Sample Results
Phase II Environmental Assessment - Shoe Factory
Edgerton, Wisconsin

AECOM

		Location	SP-102	SP-104	SP-107	SP-109	SP-111	SP-113	SP-114	SP-116	SP-107 DUP
		Sample Date	3/6/2020	3/6/2020	3/6/2020	3/6/2020	3/6/2020	3/6/2020	3/6/2020	3/6/2020	3/6/2020
Analyte	**ES**	**PAL**									
Detected VOCs (µg/L)											
Chloromethane	30	3	*3.1* J	< 2.2	< 2.2	< 2.2	< 2.2	< 2.2	< 2.2	< 2.2	< 2.2
Detected PAHs (µg/L)											
2-Methylnaphthalene	--	--	NA	0.0072 J	NA	NA	NA	NA	NA	NA	NA
Anthracene	3000	600	NA	0.014 J	NA	NA	NA	NA	NA	NA	NA
Benzo(a)anthracene	--	--	NA	0.020 J	NA	NA	NA	NA	NA	NA	NA
Benzo(a)pyrene	0.2	0.02	NA	0.014 J	NA	NA	NA	NA	NA	NA	NA
Benzo(b)fluoranthene	0.2	0.02	NA	*0.045*	NA	NA	NA	NA	NA	NA	NA
Benzo(g,h,i)perylene	--	--	NA	0.021 J	NA	NA	NA	NA	NA	NA	NA
Benzo(k)fluoranthene	--	--	NA	0.014 J	NA	NA	NA	NA	NA	NA	NA
Chrysene	0.2	0.02	NA	*0.078*	NA	NA	NA	NA	NA	NA	NA
Fluoranthene	400	80	NA	0.11	NA	NA	NA	NA	NA	NA	NA
Phenanthrene	--	--	NA	0.044 J	NA	NA	NA	NA	NA	NA	NA
Pyrene	250	50	NA	0.12	NA	NA	NA	NA	NA	NA	NA

Notes:

µg/L = micrograms per liter
J - Estimated concentration between reporting limit and method detection limit.
NA - Not analyzed.
VOCs - Volaile organic compounds - only the detected compounds are listed
PAHs-Polynuclear aromatic hydrocarbons - only the detected compounds are listed
NR 140 ES = Wisconsin Administrative Code, Chapter NR 140 Enforcement Standard, January 2020, Exceedances are **Bold**.
NR 140 PAL = Wisconsin Administrative Code, Chapter NR 140 Preventive Action Limit, January 2020, Exceedances are *Underlined Italics.*

Table 4
PFAS Groundwater Sample Results
Phase II Environmental Assessment - Shoe Factory
Edgerton, Wisconsin

AECOM

				Field Sample ID:	SP-102	SP-104	SP-107	SP-107 DUP	SP-109	SP-111	SP-113	SP-114	SP-116
				Sample Date:	3/6/2020	3/6/2020	3/6/2020	3/6/2020	3/6/2020	3/6/2020	3/6/2020	3/6/2020	3/6/2020
WI PFAS List of 36	**Analyte**	**ES**	**PAL**										
Detected PFAS (ng/L):													
1	Perfluorobutanoic acid (PFBA)	--	--		31.2	6.59	19	21.4	27.1	24.4	17.3	21.6	127
2	Perfluoropentanoic acid (PFPeA)	--	--		30	11	4.94	5.69	4.49	31.9	19.2	16.8	72.9
3	Perfluorohexanoic acid (PFHxA)	--	--		27.2	3.77 J	4.51 J	5.11	3.10 J	40.8	8.31	40.6	88.8
4	Perfluoroheptanoic acid (PFHpA)	--	--		17.6	3.61 J	3.47 J	4.83 J	3.00 J	49.1	7.64	32.2 J	58.0 J
5	Perfluorooctanoic acid (PFOA)	20	2		**73**	*17.8* J	**31.3**	**32.9**	**26.3**	**526**	**95.5**	**264**	**436**
6	Perfluorononanoic acid (PFNA)	--	--		< 0.881	1.98 J	1.19 J	1.54 J	< 0.888	9.36	< 0.881	2.06 J	2.31 J
14	Perfluorobutanesulfonic acid (PFBS)	--	--		8.98	< 1.95	4.24 J	4.71	7.48	35	3.62 J	7.97	25.1
15	Perfluoropentanesulfonic acid (PFPeS)	--	--		6.95	< 2.64	< 2.67	< 2.60	8.29 J	47.1	< 2.63	7.65	20.8
16	Perfluorohexanesulfonic acid (PFHxS)	--	--		10.7	5.27	8.41	9.04	17.1	189	14.9	39.5	110
17	Perfluoroheptanesulfonic Acid (PFHpS)	--	--		< 1.02	3.17 J	3.23 J	2.76 J	< 1.03	40.3	3.02 J	16.5	17.4
18	Perfluorooctanesulfonic acid (PFOS)	20	2		*7.84* J+	**286**	**151**	**162**	< 0.885	**792**	**22.6** J	**305**	**147**
26	Perfluorooctanesulfonamide (FOSA)	--	--		3.25 J	12	6.34 J	10.6 J	< 1.94	7.02 J	< 1.92	2.53 J	< 2.01
30	N-Ethylperfluorooctanesulfonamidoacetic a	--	--		< 1.49	< 1.49	4.66 J+	< 1.47	< 1.50	18.2	< 1.49	< 1.49	< 1.55

Notes:

ng/L - nanogram per liter

J - Estimated result (+/- indicates the direction of bias).

R - Rejected due to severe QC exceedance.

NR 140 ES = Wisconsin Administrative Code, Chapter NR 140 Enforcement Standard (proposed), Exceedances are **Bold**.

NR 140 PAL = Wisconsin Administrative Code, Chapter NR 140 Preventive Action Limit (proposed), Exceedances are *Underlined Italics.*

FIGURES

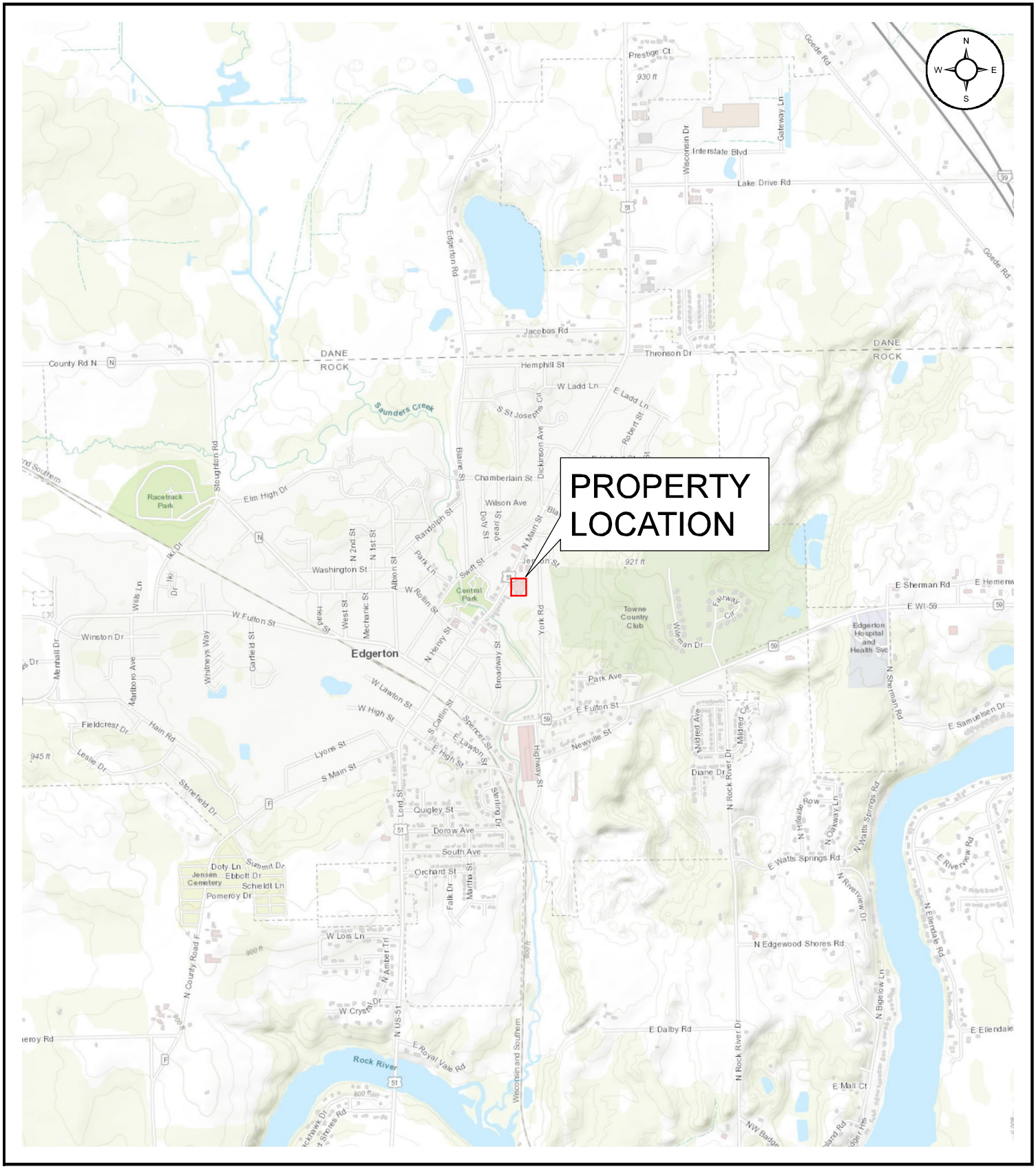

Site Location (Rock County)

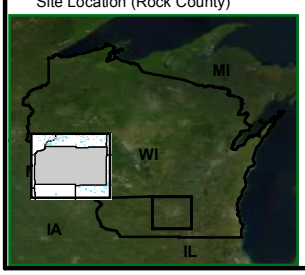

SITE LOCATION MAP
Shoe Factory
407 North Main Street
Edgerton, WI

AECOM Project: 60617051

Date: November 2019

0 0.25 0.5 0.75 1 Miles

Source: NGS USA Topographic Maps
Copyright: © 2009 National Geographic Society

AECOM
1555 N RiverCenter Drive
Milwaukee, WI 53212
414.944.6080

FIGURE 1

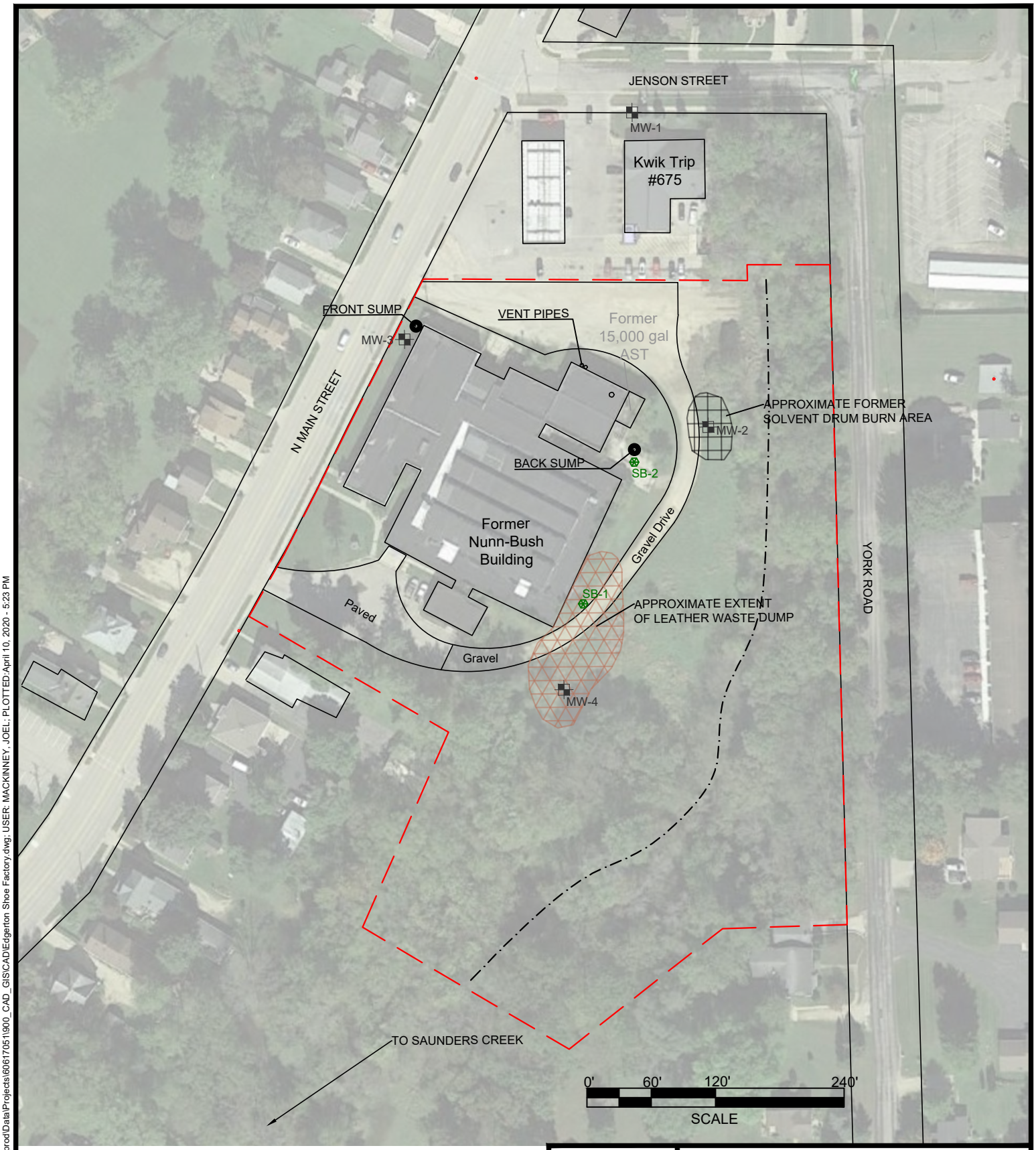

Legend:

- Approximate Property Boundary
- Surface Drainage
- MW-1 Abandoned Monitoring Well
- SB-2 Historic Soil Boring

N

AECOM
Milwaukee Office
1555 RiverCenter Dr
Milwaukee, WI
414.944.6080

AECOM

SHOE FACTORY
407 NORTH MAIN STREET
EDGERTON, WI

SITE LAYOUT

Project Number:	Drawn By:	Date:	Figure No. 2
60617051	CAS/JSM	3/10/2020	

File: \\usmwk1fs001.na.aecomnet.com\prod\Data\Projects\60617051\900_CAD_GIS\CAD\Edgerton Shoe Factory.dwg; USER: MACKINNEY, JOEL; PLOTTED:April 10, 2020 - 5:23 PM

Legend:

- Approximate Property Boundary
- Surface Drainage
- SP-101 AECOM Soil Boring
- SP-102 AECOM Soil Boring and Temporary Well

Aerial Image from Google Earth Pro, dated 10/3/2018

AECOM
Milwaukee Office
1555 RiverCenter Dr
Milwaukee, WI
414.944.6080

SHOE FACTORY
407 NORTH MAIN STREET
EDGERTON, WI

SAMPLE LOCATIONS

Project Number:	Drawn By:	Date:	Figure No. 3
60617051	CAS/JSM	4/10/2020	

File: \\usmwk1fs001.na.aecomnet.com\prod\Data\Projects\60617051\900_CAD_GIS\CAD\Edgerton Shoe Factory.dwg; USER: MACKINNEY, JOEL; PLOTTED:April 10, 2020 - 5:54 PM

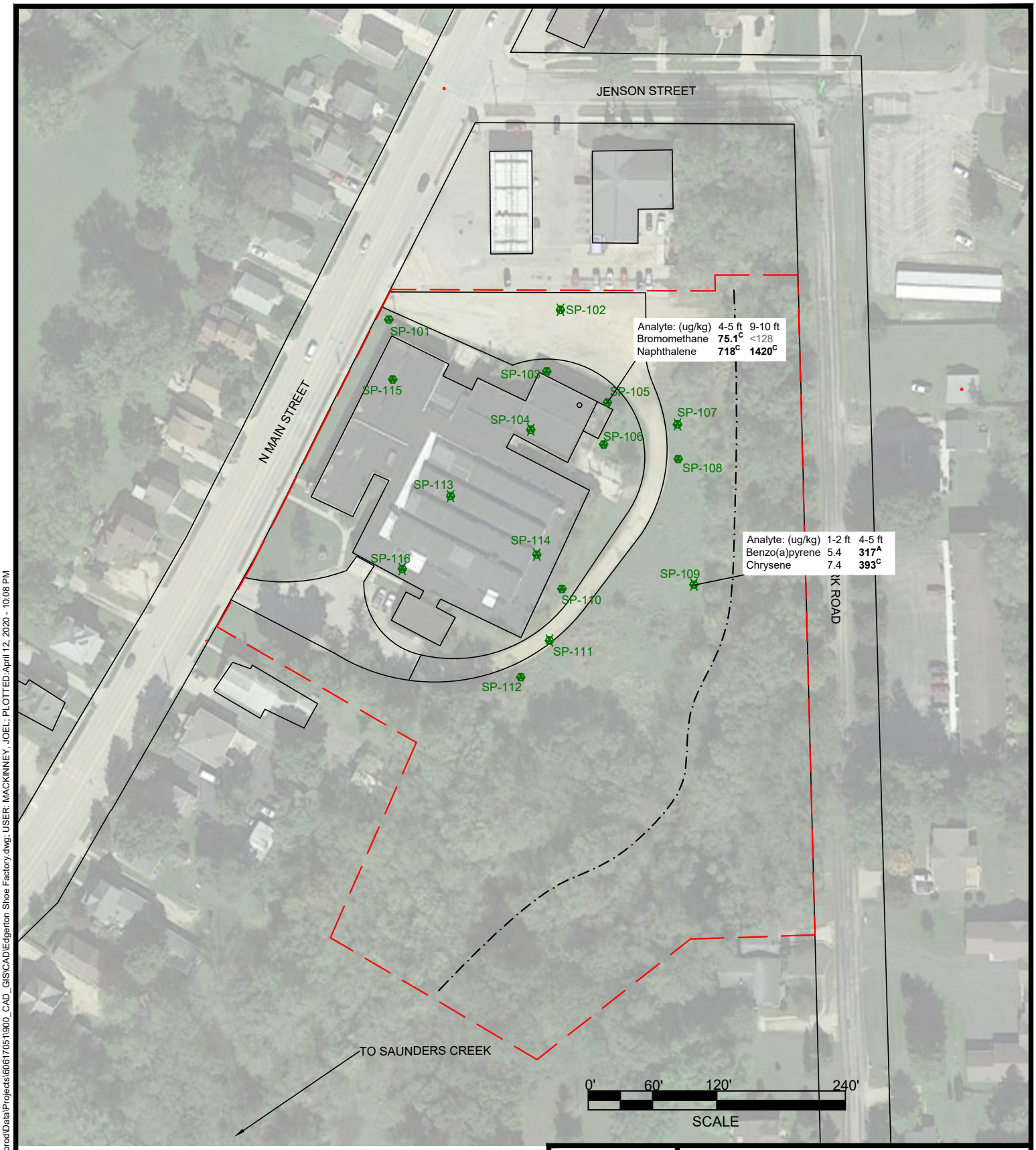

Legend:

- Approximate Property Boundary
- Surface Drainage
- SP-101 AECOM Soil Boring
- SP-102 AECOM Soil Boring and Temporary Well

A= Parameter exceeds Generic RCL for Non-Industrial Direct Contact

C= Parameter exceeds Generic RCL for Groundwater Pathway

Aerial Image from Google Earth Pro, dated 10/3/2018

AECOM
Milwaukee Office
1555 RiverCenter Dr
Milwaukee, WI
414.944.6080

SHOE FACTORY
407 NORTH MAIN STREET
EDGERTON, WI

SOIL LABORATORY RESULTS WITH RCL EXCEEDANCES - VOC AND PAH

Project Number:	Drawn By:	Date:	Figure No. 4
60617051	CAS/JSM	4/11/2020	

File: \\usmwk1fs001.na.aecomnet.com\prod\Data\Projects\60617051\900_CAD_GIS\CAD\Edgerton Shoe Factory.dwg; USER: MACKINNEY, JOEL; PLOTTED:April 12, 2020 - 10:08 PM

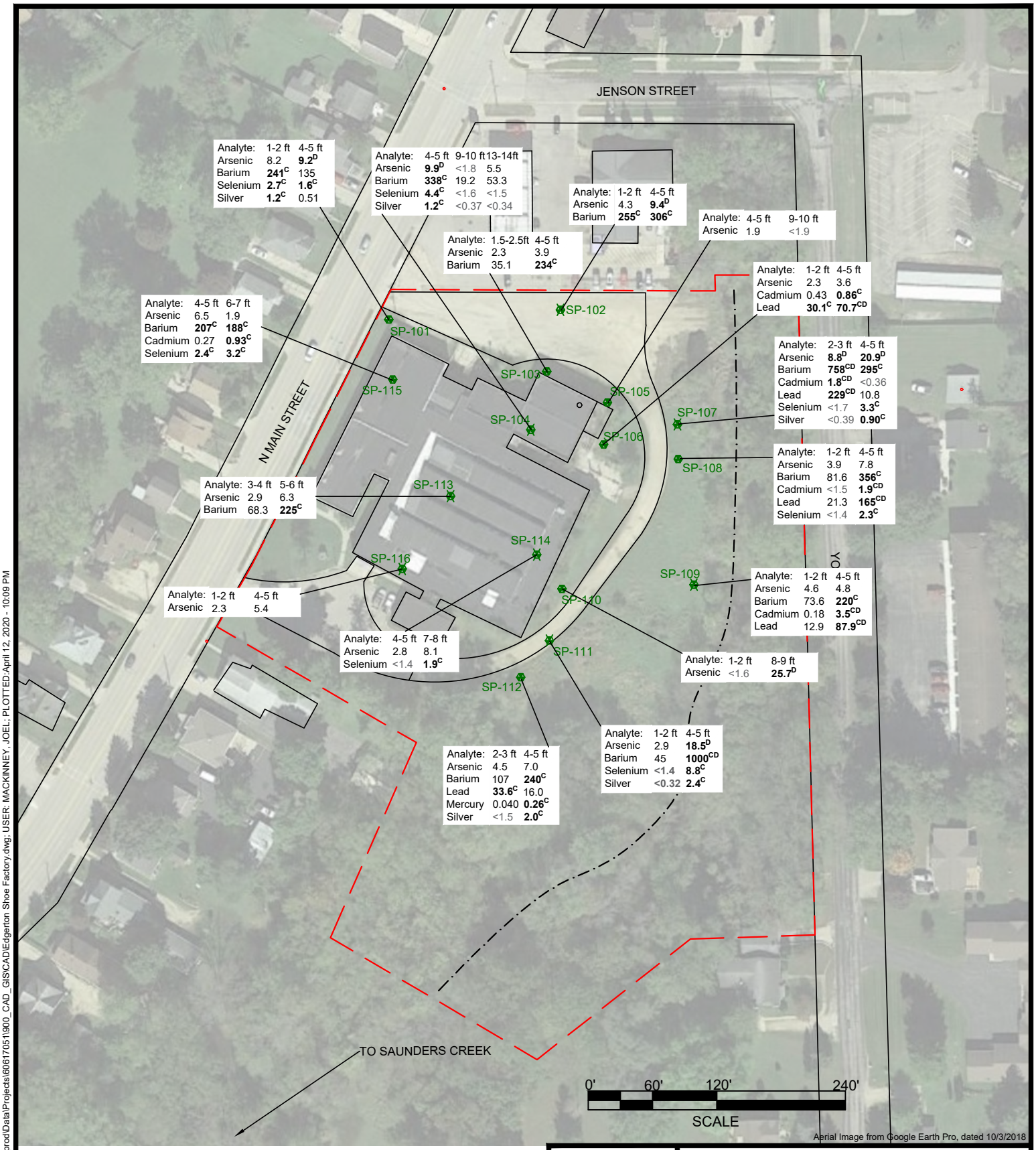

Legend:

- Approximate Property Boundary
- Surface Drainage
- SP-101 AECOM Soil Boring
- SP-102 AECOM Soil Boring and Temporary Well

C= Parameter exceeds Generic RCL for Groundwater Pathway

D= Parameter exceeds Wisconsin Background Threshold Value

All units are in mg/kg.

Only BTV exceedance is indicated for arsenic; see report for discussion.

AECOM
Milwaukee Office
1555 RiverCenter Dr
Milwaukee, WI
414.944.6080

SHOE FACTORY
407 NORTH MAIN STREET
EDGERTON, WI

SOIL LABORATORY RESULTS WITH RCL EXCEEDANCES - METALS

Project Number:	Drawn By:	Date:	Figure No. 5
60617051	CAS/JSM	4/11/2020	

File: \\usmwk1fs001.na.aecomnet.com\prod\Data\Projects\60617051\900_CAD_GIS\CAD\Edgerton Shoe Factory.dwg; USER: MACKINNEY, JOEL; PLOTTED:April 12, 2020 - 10:09 PM

Legend:

- Approximate Property Boundary
- Surface Drainage
- SP-101 AECOM Soil Boring
- SP-102 AECOM Soil Boring and Temporary Well

Enforcement Standard (ES) Exceedances are **Bold**
Preventive Action Limit (PAL) Exceedances are *Underlined Italics*
PFOS and PFOA PAL and ES are proposed standards.

AECOM
Milwaukee Office
1555 RiverCenter Dr
Milwaukee, WI
414.944.6080

SHOE FACTORY
407 NORTH MAIN STREET
EDGERTON, WI

GROUNDWATER LABORATORY RESULTS
PAL OR ES EXCEEDANCES

Project Number:	Drawn By:	Date:	Figure No. 6
60617051	CAS/JSM	4/11/2020	

File: \\usmwk1fs001.na.aecomnet.com\prod\Data\Projects\60617051\900_CAD_GIS\CAD\Edgerton Shoe Factory.dwg; USER: MACKINNEY, JOEL; PLOTTED:April 12, 2020 - 10:10 PM

Appendix A Soil Boring and Borehole Abandonment Forms (WDNR Form 4400-122 and 3300-005)

State of Wisconsin
Department of Natural Resources

SOIL BORING LOG INFORMATION

Form 4400-122 Rev. 7-98

Route To: Watershed/Wastewater ☐ Waste Management ☐
Remediation/Redevelopment ☒ Other ☐

Facility/Project Name	License/Permit/Monitoring Number	Boring Number
Shoe Factory Site		SP-101

Boring Drilled By: Name of crew chief (first, last) and Firm	Date Drilling Started	Date Drilling Completed	Drilling Method
Gage Kapugi Onsite Environmental	3/5/2020	3/5/2020	Direct Push

WI Unique Well No.	DNR Well ID No.	Common Well Name	Final Static Water Level	Surface Elevation	Borehole Diameter
			Feet MSL	Feet MSL	2.00

Local Grid Origin ☐ (estimated: ☐) or Boring Location ☐
State Plane N, E S/C/N
NE 1/4 of SW 1/4 of Section 3, T 4 N, R 12 E
Lat ____ ° ____ ' ____ "
Long ____ ° ____ ' ____ "
Local Grid Location ☐ N Feet ☐ S ☐ E Feet ☐ W

Facility ID	County	County Code	Civil Town/City/ or Village
	Rock	54	Edgerton

Sample Number and Type	Sample Length Att. & Recovered (in)	Blow Counts	Depth In Feet	Soil/Rock Description And Geologic Origin For Each Major Unit	USCS	Graphic Log	Well Diagram	PID/FID	Soil Properties: Compressive Strength	Moisture Content	Liquid Limit	Plasticity Index	P 200	RQD/ Comments
1	60 42		1	FILL: Gravel tan, moist, loose	Fill			0.8						Began drilling at 11:15
			2	Silty clay, dark brown, moist, trace sand, low plasticity	CL			0.8						Sampled 1-2 at 11:30
			3	Sand, orange/brown, moist, loose, fine to medium, trace gravel, subrounded	SP			0.9						
			4	Silt, dark brown, moist, none to low plasticity, 20% medium sand, trace clay	ML			0.9						
2	60 40		5	Observed water table at 5 feet				0.9						Sampled 4-5 at 11:35
			6	50% 1/4-1" gravel, 50% sand, mixed color, gray/tan, wet, loose	GP			0.6						
			7					0.6						
			8					0.6						
			9	Silt, gray, wet, rapid dilatancy, some fine sand	ML			0.6						
			10	End of boring at 10 feet bgs										

I hereby certify that the information on this form is true and correct to the best of my knowledge.

Signature	Firm	Tel:
Joel MacKinney	AECOM	Fax:

This form is authorized by Chapters 281, 283, 289, 291, 292, 293, 295, and 299, Wis. Stats. Completion of this form is mandatory. Failure to file this form may result in forfeiture of between $10 and $25,000, or imprisonment for up to one year, depending on the program and conduct involved. Personally identifiable information on this form is not intended to be be used for any other purpose. NOTE: See instructions for more information, including where the completed form should be sent.

State of Wisconsin
Department of Natural Resources

SOIL BORING LOG INFORMATION

Form 4400-122 Rev. 7-98

Route To: Watershed/Wastewater ☐ Waste Management ☐
Remediation/Redevelopment ☒ Other ☐

Facility/Project Name	License/Permit/Monitoring Number	Boring Number
Shoe Factory Site		SP-102

Boring Drilled By: Name of crew chief (first, last) and Firm	Date Drilling Started	Date Drilling Completed	Drilling Method
Gage Kapugi Onsite Environmental	3/5/2020	3/5/2020	Direct Push

WI Unique Well No.	DNR Well ID No.	Common Well Name	Final Static Water Level	Surface Elevation	Borehole Diameter
		SP-102	Feet MSL	Feet MSL	2.00

Local Grid Origin ☐ (estimated: ☐) or Boring Location ☐
State Plane N, E S / C / N
NE 1/4 of SW 1/4 of Section 3, T 4 N, R 12 E
Lat ____ ° ____ ' ____ "
Long ____ ° ____ ' ____ "
Local Grid Location ☐ N ☐ E Feet ☐ S Feet ☐ W

Facility ID	County	County Code	Civil Town/City/ or Village
	Rock	54	Edgerton

Sample Number and Type	Sample Length Att. & Recovered (in)	Blow Counts	Depth In Feet	Soil/Rock Description And Geologic Origin For Each Major Unit	USCS	Graphic Log	Well Diagram	PID/FID	Soil Properties: Compressive Strength	Moisture Content	Liquid Limit	Plasticity Index	P 200	RQD/ Comments
1	60 36		1	FILL: Gravel, light brown, 60% gravel, 30% sand, 10% fines Black sandy layer from 1-1.2 feet	Fill			0.5						Began drilling at 10:25
			2	Silt, dark brown/dark gray, trace clay, medium to low plasticity	ML			0.5						Sampled 1-2 at 10:25
			3					0.5						
			4											
			5	Silty sand, dark gray, moist to wet, loose, medium Observed water table at 4.6 feet	SM									Sampled 4-5 at 10:40
2	60 60		6	Sand, gray, wet, fine to coarse, trace fine gravel				0.5						
			7		SP			0.5						
			8					0.0						
			9	Silt, light gray, fine	ML			0.0						
			10	Silty sand, light gray, wet, fine										
3	60 50		11		SM			0.0						
			12	Lean clay, light gray, moist, medium to high plasticity, trace fine gravel				0.0						
			13		CL			0.0						
			14											
			15	End of boring at 15 feet bgs Temporary well screened from 3 to 13 feet										

I hereby certify that the information on this form is true and correct to the best of my knowledge.

Signature	Firm	Tel:
Joel MacKinney	AECOM	Fax:

This form is authorized by Chapters 281, 283, 289, 291, 292, 293, 295, and 299, Wis. Stats. Completion of this form is mandatory. Failure to file this form may result in forfeiture of between $10 and $25,000, or imprisonment for up to one year, depending on the program and conduct involved. Personally identifiable information on this form is not intended to be be used for any other purpose. NOTE: See instructions for more information, including where the completed form should be sent.

State of Wisconsin
Department of Natural Resources

SOIL BORING LOG INFORMATION

Form 4400-122 Rev. 7-98

Route To: Watershed/Wastewater ☐ Waste Management ☐
Remediation/Redevelopment ☒ Other ☐

Facility/Project Name	License/Permit/Monitoring Number	Boring Number
Shoe Factory Site		SP-103

Boring Drilled By: Name of crew chief (first, last) and Firm	Date Drilling Started	Date Drilling Completed	Drilling Method
Gage Kapugi Onsite Environmental	3/5/2020	3/5/2020	Direct Push

WI Unique Well No.	DNR Well ID No.	Common Well Name	Final Static Water Level	Surface Elevation	Borehole Diameter
			Feet MSL	Feet MSL	2.00

Local Grid Origin ☐ (estimated: ☐) or Boring Location ☐
State Plane N, E S/C/N
NE 1/4 of SW 1/4 of Section 3, T 4 N, R 12 E
Lat ____ ° ____ ' ____ "
Long ____ ° ____ ' ____ "
Local Grid Location ☐ N Feet ☐ S ☐ E Feet ☐ W

Facility ID	County	County Code	Civil Town/City/ or Village
	Rock	54	Edgerton

Sample Number and Type	Sample Length Att. & Recovered (in)	Blow Counts	Depth In Feet	Soil/Rock Description And Geologic Origin For Each Major Unit	USCS	Graphic Log	Well Diagram	PID/FID	Soil Properties: Compressive Strength	Moisture Content	Liquid Limit	Plasticity Index	P 200	RQD/ Comments
1	60 42		0 1	FILL: Gravel, tan, moist, loose FILL: Silt, dark brown, moist	Fill Fill			0.1						Began drilling at 11:36
			2 3	FILL: Lean clay with 20-30% sand, brown, trace cinders, some silt	Fill			0.1 0.1						Sampled 1.5-2.5 at 11:40
			4	Silt, dark gray, moist	ML			0.1						
2	60 40		5 6 7	Silty sand, dark gray, wet, loose Observed water table ~5 feet	SM			0.2						Sampled 4-5 at 11:45
			8 9	Gravel, 80% 1/4" gravel, 10-20% sand, wet, trace fines	GP			0.1 0.1						
			10	Silt with fine sand, gray, wet End of boring at 10 feet bgs	ML			0.1						

I hereby certify that the information on this form is true and correct to the best of my knowledge.

Signature	Firm	Tel:
Joel MacKinney	AECOM	Fax:

This form is authorized by Chapters 281, 283, 289, 291, 292, 293, 295, and 299, Wis. Stats. Completion of this form is mandatory. Failure to file this form may result in forfeiture of between $10 and $25,000, or imprisonment for up to one year, depending on the program and conduct involved. Personally identifiable information on this form is not intended to be be used for any other purpose. NOTE: See instructions for more information, including where the completed form should be sent.

State of Wisconsin
Department of Natural Resources

SOIL BORING LOG INFORMATION

Form 4400-122 Rev. 7-98

Route To: Watershed/Wastewater ☐ Waste Management ☐
Remediation/Redevelopment ☒ Other ☐

Facility/Project Name	License/Permit/Monitoring Number	Boring Number
Shoe Factory Site		SP-104

Boring Drilled By: Name of crew chief (first, last) and Firm	Date Drilling Started	Date Drilling Completed	Drilling Method
Tony Kapugi Onsite Environmental	3/5/2020	3/5/2020	Direct Push

WI Unique Well No.	DNR Well ID No.	Common Well Name	Final Static Water Level	Surface Elevation	Borehole Diameter
		SP-104	Feet MSL	Feet MSL	2.00

Local Grid Origin ☐ (estimated: ☐) or Boring Location ☐
State Plane N, E S/C/N
NE 1/4 of SW 1/4 of Section 3, T 4 N, R 12 E
Lat ____ ° ____ ' ____ "
Long ____ ° ____ ' ____ "
Local Grid Location ☐ N ☐ E Feet ☐ S Feet ☐ W

Facility ID	County	County Code	Civil Town/City/ or Village
	Rock	54	Edgerton

Sample Number and Type	Sample Length Att. & Recovered (in)	Blow Counts	Depth In Feet	Soil/Rock Description And Geologic Origin For Each Major Unit	USCS	Graphic Log	Well Diagram	PID/FID	Soil Properties: Compressive Strength	Moisture Content	Liquid Limit	Plasticity Index	P 200	RQD/ Comments
1	60 36		1 2	FILL: Gravel, tan, moist, loose, some sand	Fill									Began drilling at 12:14
			3	FILL: Silt and sand, dark brown/gray/black, moist	Fill			0.1						
			4	Silty sand, brown, moist to wet, loose				0.1						
2	60 48		5 6	Observed water table at 4.5 feet	SM									Sampled 4-5 at 12:30
			7 8					0.1						
			9	Sand, gray, wet, loose, medium, odor				0.4						
3	60 48		10 11		SP									Sampled 9-10 at 12:35
			12					0.1						
			13	Lean clay, light gray, medium plasticity										
			14		CL			0.2						Sampled 13-14 at 12:40
			15	End of boring at 15 feet bgs Temporary well screened from 4 to 14 feet										

I hereby certify that the information on this form is true and correct to the best of my knowledge.

Signature	Firm	Tel:
Joel MacKinney	AECOM	Fax:

This form is authorized by Chapters 281, 283, 289, 291, 292, 293, 295, and 299, Wis. Stats. Completion of this form is mandatory. Failure to file this form may result in forfeiture of between $10 and $25,000, or imprisonment for up to one year, depending on the program and conduct involved. Personally identifiable information on this form is not intended to be be used for any other purpose. NOTE: See instructions for more information, including where the completed form should be sent.

State of Wisconsin
Department of Natural Resources

SOIL BORING LOG INFORMATION

Form 4400-122 Rev. 7-98

Route To: Watershed/Wastewater ☐ Waste Management ☐
Remediation/Redevelopment ☒ Other ☐

Facility/Project Name	License/Permit/Monitoring Number	Boring Number
Shoe Factory Site		SP-105

Boring Drilled By: Name of crew chief (first, last) and Firm	Date Drilling Started	Date Drilling Completed	Drilling Method
Gage Kapugi Onsite Environmental	3/5/2020	3/5/2020	Direct Push

WI Unique Well No.	DNR Well ID No.	Common Well Name	Final Static Water Level	Surface Elevation	Borehole Diameter
			Feet MSL	Feet MSL	2.00

Local Grid Origin ☐ (estimated: ☐) or Boring Location ☐
State Plane N, E S/C/N
NE 1/4 of SW 1/4 of Section 3, T 4 N, R 12 E
Lat ____ ° ____ ' ____ "
Long ____ ° ____ ' ____ "
Local Grid Location ☐ N Feet ☐ S ☐ E Feet ☐ W

Facility ID	County	County Code	Civil Town/City/ or Village
	Rock	54	Edgerton

Sample Number and Type	Sample Length Att. & Recovered (in)	Blow Counts	Depth In Feet	Soil/Rock Description And Geologic Origin For Each Major Unit	USCS	Graphic Log	Well Diagram	PID/FID	Soil Properties: Compressive Strength	Moisture Content	Liquid Limit	Plasticity Index	P 200	RQD/ Comments
1	60 14		1 2 3 4	FILL: Sand, moist to wet, low recovery, loose, petroleum odor	Fill			0.2 0.2 0.2						Began dirlling at 16:15
			5	Water table observed at 4.5 feet										
2	60 16		6 7 8 9 10	Fine to medium sand, dark gray/black, wet, loose, petroleum odor End of boring at 10 feet bgs	SP			0.2 10 13.1						Sampled 4-5 at 16:15 Sampled 9-10 at 16:20

I hereby certify that the information on this form is true and correct to the best of my knowledge.

Signature	Firm	Tel:
Joel MacKinney	AECOM	Fax:

This form is authorized by Chapters 281, 283, 289, 291, 292, 293, 295, and 299, Wis. Stats. Completion of this form is mandatory. Failure to file this form may result in forfeiture of between $10 and $25,000, or imprisonment for up to one year, depending on the program and conduct involved. Personally identifiable information on this form is not intended to be be used for any other purpose. NOTE: See instructions for more information, including where the completed form should be sent.

State of Wisconsin
Department of Natural Resources

SOIL BORING LOG INFORMATION

Form 4400-122 Rev. 7-98

Route To: Watershed/Wastewater ☐ Waste Management ☐
Remediation/Redevelopment ☒ Other ☐

Facility/Project Name	License/Permit/Monitoring Number	Boring Number
Shoe Factory Site		SP-106

Boring Drilled By: Name of crew chief (first, last) and Firm	Date Drilling Started	Date Drilling Completed	Drilling Method
Gage Kapugi Onsite Environmental	3/5/2020	3/5/2020	Direct Push

WI Unique Well No.	DNR Well ID No.	Common Well Name	Final Static Water Level	Surface Elevation	Borehole Diameter
			Feet MSL	Feet MSL	2.00

Local Grid Origin ☐ (estimated: ☐) or Boring Location ☐
State Plane N, E S/C/N
NE 1/4 of SW 1/4 of Section 3, T 4 N, R 12 E
Lat ____ ° ____ ' ____ "
Long ____ ° ____ ' ____ "
Local Grid Location ☐ N Feet ☐ S ☐ E Feet ☐ W

Facility ID	County	County Code	Civil Town/City/ or Village
	Rock	54	Edgerton

Sample Number and Type	Sample Length Att. & Recovered (in)	Blow Counts	Depth In Feet	Soil/Rock Description And Geologic Origin For Each Major Unit	USCS	Graphic Log	Well Diagram	PID/FID	Soil Properties: Compressive Strength	Moisture Content	Liquid Limit	Plasticity Index	P 200	RQD/ Comments
1	60 20		1 2 3 4 5	FILL: Silt, 30% sand, brown to dark brown, moist, trace brick, cinder at 5 feet	Fill									Began drilling at 15:40 Sampled 1-2 at 15:40
2	60 0		6 7 8 9 10	No recovery, possible void space										Sampled 4-5 at 15:45
				End of boring at 10 feet bgs										

I hereby certify that the information on this form is true and correct to the best of my knowledge.

Signature	Firm	Tel:
Joel MacKinney	AECOM	Fax:

This form is authorized by Chapters 281, 283, 289, 291, 292, 293, 295, and 299, Wis. Stats. Completion of this form is mandatory. Failure to file this form may result in forfeiture of between $10 and $25,000, or imprisonment for up to one year, depending on the program and conduct involved. Personally identifiable information on this form is not intended to be be used for any other purpose. NOTE: See instructions for more information, including where the completed form should be sent.

State of Wisconsin
Department of Natural Resources

SOIL BORING LOG INFORMATION

Form 4400-122 Rev. 7-98

Route To: Watershed/Wastewater ☐ Waste Management ☐
Remediation/Redevelopment ☒ Other ☐

Facility/Project Name	License/Permit/Monitoring Number	Boring Number
Shoe Factory Site		SP-107

Boring Drilled By: Name of crew chief (first, last) and Firm	Date Drilling Started	Date Drilling Completed	Drilling Method
Tony Kapugi Onsite Environmental	3/5/2020	3/5/2020	Direct Push

WI Unique Well No.	DNR Well ID No.	Common Well Name	Final Static Water Level	Surface Elevation	Borehole Diameter
		SP-107	Feet MSL	Feet MSL	2.00

Local Grid Origin ☐ (estimated: ☐) or Boring Location ☐
State Plane N, E S/C/N
NE 1/4 of SW 1/4 of Section 3, T 4 N, R 12 E
Lat ____ ° ____ ' ____ "
Long ____ ° ____ ' ____ "
Local Grid Location ☐ N Feet ☐ S ☐ E Feet ☐ W

Facility ID	County	County Code	Civil Town/City/ or Village
	Rock	54	Edgerton

Sample Number and Type	Sample Length Att. & Recovered (in)	Blow Counts	Depth In Feet	Soil/Rock Description And Geologic Origin For Each Major Unit	USCS	Graphic Log	Well Diagram	PID/FID	Soil Properties: Compressive Strength	Moisture Content	Liquid Limit	Plasticity Index	P 200	RQD/ Comments
1	60 42		1	FILL: Gravel, light brown, moist, loose	Fill			0.1						Began drilling at 12:40
			2	Sand, dark brown, loose, moist	SM									
			3	Silty sand, dark brown, wet, loose				0.1						Sampled 2-3 at 12:45
			4					0.1						
			5	Observed water table at 4.4 feet										Sampled 4-5 at 12:50
2	60 55		6		SM			0.2						
			7					0.1						
			8	Lean clay, mottled light gray, medium plasticity				0.2						
			9					0.1						
			10	Organic material/grass fiber at 9.6 feet	CL									
3	60 40		11					0.0						
			12					0.0						
			13	Fine sand, light gray, wet, loose, trace fines										
			14		SP									
			15	End of boring at 15 feet bgs Temporary well screened from 2 to 12 feet										

I hereby certify that the information on this form is true and correct to the best of my knowledge.

Signature	Firm	Tel:
Joel MacKinney	AECOM	Fax:

This form is authorized by Chapters 281, 283, 289, 291, 292, 293, 295, and 299, Wis. Stats. Completion of this form is mandatory. Failure to file this form may result in forfeiture of between $10 and $25,000, or imprisonment for up to one year, depending on the program and conduct involved. Personally identifiable information on this form is not intended to be be used for any other purpose. NOTE: See instructions for more information, including where the completed form should be sent.

State of Wisconsin
Department of Natural Resources

SOIL BORING LOG INFORMATION

Form 4400-122 Rev. 7-98

Route To: Watershed/Wastewater ☐ Waste Management ☐
Remediation/Redevelopment ☒ Other ☐

Facility/Project Name	License/Permit/Monitoring Number	Boring Number
Shoe Factory Site		SP-108

Boring Drilled By: Name of crew chief (first, last) and Firm	Date Drilling Started	Date Drilling Completed	Drilling Method
Gage Kapugi Onsite Environmental	3/5/2020	3/5/2020	Direct Push

WI Unique Well No.	DNR Well ID No.	Common Well Name	Final Static Water Level	Surface Elevation	Borehole Diameter
			Feet MSL	Feet MSL	2.00

Local Grid Origin ☐ (estimated: ☐) or Boring Location ☐
State Plane N, E S/C/N
NE 1/4 of SW 1/4 of Section 3, T 4 N, R 12 E
Lat ____ ° ____ ' ____ "
Long ____ ° ____ ' ____ "
Local Grid Location ☐ N Feet ☐ S ☐ E Feet ☐ W

Facility ID	County	County Code	Civil Town/City/ or Village
	Rock	54	Edgerton

Sample Number and Type	Sample Length Att. & Recovered (in)	Blow Counts	Depth In Feet	Soil/Rock Description And Geologic Origin For Each Major Unit	USCS	Graphic Log	Well Diagram	PID/FID	Soil Properties: Compressive Strength	Moisture Content	Liquid Limit	Plasticity Index	P 200	RQD/ Comments
1	60 48		1 2 3	FILL: Silt and 30% gravel, light brown, moist	Fill			0.1						Began drilling at 16:00 Sampled 1-2 at 16:00
			4 5	FILL: Silt, dark gray/black, wet, odor Plastic at 4 feet Observed water table at 4.6 feet	Fill			0.1						
2	60 48		6	Sand, gray, wet, fine and coarse, loose	SP			0.2						Sampled 4-5 at 16:05
			7	Silt, very dark gray, wet	ML			0.1						
			8 9	Lean clay, some silt, mottled gray and light brown	CL			0.1						
			10	End of boring at 10 feet bgs										

I hereby certify that the information on this form is true and correct to the best of my knowledge.

Signature Joel MacKinney Firm AECOM Tel: Fax:

This form is authorized by Chapters 281, 283, 289, 291, 292, 293, 295, and 299, Wis. Stats. Completion of this form is mandatory. Failure to file this form may result in forfeiture of between $10 and $25,000, or imprisonment for up to one year, depending on the program and conduct involved. Personally identifiable information on this form is not intended to be be used for any other purpose. NOTE: See instructions for more information, including where the completed form should be sent.

State of Wisconsin
Department of Natural Resources

SOIL BORING LOG INFORMATION

Form 4400-122 Rev. 7-98

Route To: Watershed/Wastewater ☐ Waste Management ☐
Remediation/Redevelopment ☒ Other ☐

Facility/Project Name	License/Permit/Monitoring Number	Boring Number
Shoe Factory Site		SP-109

Boring Drilled By: Name of crew chief (first, last) and Firm	Date Drilling Started	Date Drilling Completed	Drilling Method
Tony Kapugi Onsite Environmental	3/5/2020	3/5/2020	Direct Push

WI Unique Well No.	DNR Well ID No.	Common Well Name	Final Static Water Level	Surface Elevation	Borehole Diameter
		SP-109	Feet MSL	Feet MSL	2.00

Local Grid Origin ☐ (estimated: ☐) or Boring Location ☐
State Plane N, E S/C/N
NE 1/4 of SW 1/4 of Section 3, T 4 N, R 12 E
Lat ____ ° ____ ' ____ "
Long ____ ° ____ ' ____ "
Local Grid Location ☐ N ☐ E Feet ☐ S Feet ☐ W

Facility ID	County	County Code	Civil Town/City/ or Village
	Rock	54	Edgerton

Sample Number and Type	Sample Length Att. & Recovered (in)	Blow Counts	Depth In Feet	Soil/Rock Description And Geologic Origin For Each Major Unit	USCS	Graphic Log	Well Diagram	PID/FID	Soil Properties: Compressive Strength	Moisture Content	Liquid Limit	Plasticity Index	P 200	RQD/ Comments
1	60 30		1	Silt, grass, roots, brown	ML			0.2						Began drilling at 13:00
			2	Gravel with some sand, tan, moist, loose	GP			0.1						Sampled 1-2 at 13:05
			3	Silt, dark brown, some sand, trace roots Low recovery				0.1						
			4					0.1						
2	60 24		5	Observed water table at 5 feet										Sampled 4-5 at 13:10
			6		ML			0.1						
			7					0.1						
			8											
			9					0.1						
			10	Lean clay, light gray, moist to wet, medium plasticity	CL									
3	60 30		11	Silty sand, brown/gray, wet, loose	SM			0.1						
			12											
			13	Lean clay, brown/gray, medium plasticity, some fine sand partings	CL			0.1						
			14											
			15	Sand, gray, fine, wet, loose	SM									
				End of boring at 15 feet bgs Temporary well screened from 3 to 13 feet				0.1						

I hereby certify that the information on this form is true and correct to the best of my knowledge.

Signature	Firm	Tel:
Joel MacKinney	AECOM	Fax:

This form is authorized by Chapters 281, 283, 289, 291, 292, 293, 295, and 299, Wis. Stats. Completion of this form is mandatory. Failure to file this form may result in forfeiture of between $10 and $25,000, or imprisonment for up to one year, depending on the program and conduct involved. Personally identifiable information on this form is not intended to be be used for any other purpose. NOTE: See instructions for more information, including where the completed form should be sent.

State of Wisconsin
Department of Natural Resources

SOIL BORING LOG INFORMATION

Form 4400-122 Rev. 7-98

Route To: Watershed/Wastewater ☐ Waste Management ☐
Remediation/Redevelopment ☒ Other ☐

Facility/Project Name	License/Permit/Monitoring Number	Boring Number
Shoe Factory Site		SP-110

Boring Drilled By: Name of crew chief (first, last) and Firm	Date Drilling Started	Date Drilling Completed	Drilling Method
Gage Kapugi Onsite Environmental	3/5/2020	3/5/2020	Direct Push

WI Unique Well No.	DNR Well ID No.	Common Well Name	Final Static Water Level	Surface Elevation	Borehole Diameter
			Feet MSL	Feet MSL	2.00

Local Grid Origin ☐ (estimated: ☐) or Boring Location ☐
State Plane N, E S/C/N
NE 1/4 of SW 1/4 of Section 3, T 4 N, R 12 E
Lat ____ ° ____ ' ____ "
Long ____ ° ____ ' ____ "
Local Grid Location ☐ N Feet ☐ S ☐ E Feet ☐ W

Facility ID	County	County Code	Civil Town/City/ or Village
	Rock	54	Edgerton

Sample Number and Type	Sample Length Att. & Recovered (in)	Blow Counts	Depth In Feet	Soil/Rock Description And Geologic Origin For Each Major Unit	USCS	Graphic Log	Well Diagram	PID/FID	Soil Properties: Compressive Strength	Moisture Content	Liquid Limit	Plasticity Index	P 200	RQD/ Comments
1	60 20		1	FILL: Sand, tan and dark brown, moist, loose, medium to fine	Fill			0.15						Began drilling at 15:25
			2					0.1						Sampled 1-2 at 15:30
			3					0.2						
			4					0.1						
2	60 48		5	Wet at 5 feet										
			6					0.1						
			7					0.1						
			8	Silt, dark brown with some orange discoloration, moist, low plasticity, sticky	ML			0.1						
			9											Sampled 8-9 at 15:35
			10	Sand, gray, wet, loose, medium End of boring at 10 feet bgs	SP			0.1						

I hereby certify that the information on this form is true and correct to the best of my knowledge.

Signature	Firm	Tel:
Joel MacKinney	AECOM	Fax:

This form is authorized by Chapters 281, 283, 289, 291, 292, 293, 295, and 299, Wis. Stats. Completion of this form is mandatory. Failure to file this form may result in forfeiture of between $10 and $25,000, or imprisonment for up to one year, depending on the program and conduct involved. Personally identifiable information on this form is not intended to be be used for any other purpose. NOTE: See instructions for more information, including where the completed form should be sent.

State of Wisconsin
Department of Natural Resources

SOIL BORING LOG INFORMATION

Form 4400-122 Rev. 7-98

Route To: Watershed/Wastewater ☐ Waste Management ☐
Remediation/Redevelopment ☒ Other ☐

Facility/Project Name	License/Permit/Monitoring Number	Boring Number
Shoe Factory Site		SP-111

Boring Drilled By: Name of crew chief (first, last) and Firm	Date Drilling Started	Date Drilling Completed	Drilling Method
Tony Kapugi Onsite Environmental	3/5/2020	3/5/2020	Direct Push

WI Unique Well No.	DNR Well ID No.	Common Well Name	Final Static Water Level	Surface Elevation	Borehole Diameter
		SP-111	Feet MSL	Feet MSL	2.00

Local Grid Origin ☐ (estimated: ☐) or Boring Location ☐
State Plane N, E S/C/N
NE 1/4 of SW 1/4 of Section 3, T 4 N, R 12 E
Lat ____ ° ____ ' ____ "
Long ____ ° ____ ' ____ "
Local Grid Location ☐ N ☐ E Feet ☐ S Feet ☐ W

Facility ID	County	County Code	Civil Town/City/ or Village
	Rock	54	Edgerton

Sample Number and Type	Sample Length Att. & Recovered (in)	Blow Counts	Depth In Feet	Soil/Rock Description And Geologic Origin For Each Major Unit	USCS	Graphic Log	Well Diagram	PID/FID	Soil Properties: Compressive Strength	Moisture Content	Liquid Limit	Plasticity Index	P 200	RQD/ Comments
1	60 28		1 2	Silty sand, brown, moist to wet, loose	SM			0.0						Began drilling at 14:55 Sampled 1-2 at 15:00
			3 4	Sand, brown/tan, wet, medium, trace fines	SP			0.0						
				Observed water table at 4.2 feet										
2	60 48		5	Silt, black, moist, sticky	ML			0.1						
			6	Sand, dark brown/black, wet, loose	SP			0.1						
			7 8	Clay, dark gray with orange discoloration, organic odor	CL			0.1						Sampled 7-8 at 15:10
			9	Few strands of fibrous material at 8.6 feet										
3	60 48		10 11	Sand, gray, wet, fine to coarse, some pebbles, rounded	SP			0.0						
			12					0.1						
			13 14	Lean clay, light gray, stiff, trace silt, medium plasticity, sticky	CL									
			15	End of boring at 15 feet bgs										

I hereby certify that the information on this form is true and correct to the best of my knowledge.

Signature Joel MacKinney Firm AECOM Tel: Fax:

This form is authorized by Chapters 281, 283, 289, 291, 292, 293, 295, and 299, Wis. Stats. Completion of this form is mandatory. Failure to file this form may result in forfeiture of between $10 and $25,000, or imprisonment for up to one year, depending on the program and conduct involved. Personally identifiable information on this form is not intended to be be used for any other purpose. NOTE: See instructions for more information, including where the completed form should be sent.

State of Wisconsin
Department of Natural Resources

SOIL BORING LOG INFORMATION

Form 4400-122 Rev. 7-98

Route To: Watershed/Wastewater ☐ Waste Management ☐
Remediation/Redevelopment ☒ Other ☐

Facility/Project Name	License/Permit/Monitoring Number	Boring Number
Shoe Factory Site		SP-112

Boring Drilled By: Name of crew chief (first, last) and Firm	Date Drilling Started	Date Drilling Completed	Drilling Method
Gage Kapugi Onsite Environmental	3/5/2020	3/5/2020	Direct Push

WI Unique Well No.	DNR Well ID No.	Common Well Name	Final Static Water Level	Surface Elevation	Borehole Diameter
			Feet MSL	Feet MSL	2.00

Local Grid Origin ☐ (estimated: ☐) or Boring Location ☐
State Plane N, E S/C/N
NE 1/4 of SW 1/4 of Section 3, T 4 N, R 12 E
Lat ____ ° ____ ' ____ "
Long ____ ° ____ ' ____ "
Local Grid Location ☐ N Feet ☐ S ☐ E Feet ☐ W

Facility ID	County	County Code	Civil Town/City/ or Village
	Rock	54	Edgerton

Sample Number and Type	Sample Length Att. & Recovered (in)	Blow Counts	Depth In Feet	Soil/Rock Description And Geologic Origin For Each Major Unit	USCS	Graphic Log	Well Diagram	PID/FID	Soil Properties: Compressive Strength	Moisture Content	Liquid Limit	Plasticity Index	P 200	RQD/ Comments
1	60 43		1	FILL: Gravel with some sand, tan to gray, moist, trace fines, loose	Fill			0.1						Began at 15:15
			2					0.1						
			3	FILL: 100% Leather scrap, dark brown, dry to moist, loose, peaty, organic odor	Fill									Sampled 2-3 at 15:15
			4					0.35						
			5	FILL: Silt, dark brown to black, moist 1" layer of leather scrap at 5.8 feet	Fill									Sampled 4-5 at 15:20
2	60 55		6	Silty clay, blue/green/gray, moist, low to medium plasticity	CL			0.2						
			7					0.1						
			8	Sand, gray, wet, medium, trace gravel, loose	SP									
			9					0.1						
			10	End of boring at 10 feet bgs										

I hereby certify that the information on this form is true and correct to the best of my knowledge.

Signature	Firm	Tel:
Joel MacKinney	AECOM	Fax:

This form is authorized by Chapters 281, 283, 289, 291, 292, 293, 295, and 299, Wis. Stats. Completion of this form is mandatory. Failure to file this form may result in forfeiture of between $10 and $25,000, or imprisonment for up to one year, depending on the program and conduct involved. Personally identifiable information on this form is not intended to be be used for any other purpose. NOTE: See instructions for more information, including where the completed form should be sent.

State of Wisconsin
Department of Natural Resources

SOIL BORING LOG INFORMATION

Form 4400-122 Rev. 7-98

Route To: Watershed/Wastewater ☐ Waste Management ☐
Remediation/Redevelopment ☒ Other ☐

Facility/Project Name	License/Permit/Monitoring Number	Boring Number
Shoe Factory Site		SP-113

Boring Drilled By: Name of crew chief (first, last) and Firm	Date Drilling Started	Date Drilling Completed	Drilling Method
Tony Kapugi Onsite Environmental	3/5/2020	3/5/2020	Direct Push

WI Unique Well No.	DNR Well ID No.	Common Well Name	Final Static Water Level	Surface Elevation	Borehole Diameter
		SP-113	Feet MSL	Feet MSL	2.00

Local Grid Origin ☐ (estimated: ☐) or Boring Location ☐
State Plane N, E S/C/N
NE 1/4 of SW 1/4 of Section 3, T 4 N, R 12 E
Lat ____ ° ____ ' ____ "
Long ____ ° ____ ' ____ "
Local Grid Location ☐ N Feet ☐ S ☐ E Feet ☐ W

Facility ID	County	County Code	Civil Town/City/ or Village
	Rock	54	Edgerton

Sample Number and Type	Sample Length Att. & Recovered (in)	Blow Counts	Depth In Feet	Soil/Rock Description And Geologic Origin For Each Major Unit	USCS	Graphic Log	Well Diagram	PID/FID	Soil Properties: Compressive Strength	Moisture Content	Liquid Limit	Plasticity Index	P 200	RQD/ Comments
1	60 30		1	FILL: Sand and gravel, tan, loose	Fill									Began drilling at 13:40
			2	Silt and clay, dark brown, moist, low plasticity	ML									
			3	Fine sand, tan, moist, loose	SP									
			4	Sand, brown/red, dense	SP									Sampled 3-4 at 13:45
2	60 30		5	Silt, dark brown, moist, non to low plasticity Observed water table at 5.4 feet	ML									Sampled 5-6 at 13:50
			6	Silty sand, dark brown/orange, wet, loose	SM									
			7											
			8											
			9											
3	60 36		10	Lean clay, tan to light gray, wet, medium plasticity Interbedded fine sand seams	CL									
			11											
			12	Silt with some fine sand, wet, trace clay	ML									
			13											
			14	Lean clay, gray, medium plasticity, trace gravel, very stiff	CL									
			15	End of boring at 15 feet bgs Temporary well screened from 3 to 13 feet										

I hereby certify that the information on this form is true and correct to the best of my knowledge.

Signature	Firm	Tel:
Joel MacKinney	AECOM	Fax:

This form is authorized by Chapters 281, 283, 289, 291, 292, 293, 295, and 299, Wis. Stats. Completion of this form is mandatory. Failure to file this form may result in forfeiture of between $10 and $25,000, or imprisonment for up to one year, depending on the program and conduct involved. Personally identifiable information on this form is not intended to be be used for any other purpose. NOTE: See instructions for more information, including where the completed form should be sent.

State of Wisconsin
Department of Natural Resources

SOIL BORING LOG INFORMATION

Form 4400-122 Rev. 7-98

Route To: Watershed/Wastewater ☐ Waste Management ☐
Remediation/Redevelopment ☒ Other ☐

Facility/Project Name	License/Permit/Monitoring Number	Boring Number
Shoe Factory Site		SP-114

Boring Drilled By: Name of crew chief (first, last) and Firm	Date Drilling Started	Date Drilling Completed	Drilling Method
Gage Kapugi Onsite Environmental	3/5/2020	3/5/2020	Direct Push

WI Unique Well No.	DNR Well ID No.	Common Well Name	Final Static Water Level	Surface Elevation	Borehole Diameter
		SP-114	Feet MSL	Feet MSL	2.00

Local Grid Origin ☐ (estimated: ☐) or Boring Location ☐
State Plane N, E S / C / N
NE 1/4 of SW 1/4 of Section 3, T 4 N, R 12 E
Lat ____ ° ____ ' ____ "
Long ____ ° ____ ' ____ "
Local Grid Location ☐ N ☐ E Feet ☐ S Feet ☐ W

Facility ID	County	County Code	Civil Town/City/ or Village
	Rock	54	Edgerton

Sample Number and Type	Sample Length Att. & Recovered (in)	Blow Counts	Depth In Feet	Soil/Rock Description And Geologic Origin For Each Major Unit	USCS	Graphic Log	Well Diagram	PID/FID	Soil Properties: Compressive Strength	Moisture Content	Liquid Limit	Plasticity Index	P 200	RQD/ Comments
1	60 30		1	FILL: Silt, brown, moist	Fill			0.01						Began drilling at 14:15
			1	FILL: Sand, tan/brown, moist, fine to medium, loose										
			2		Fill			0.1						
			3											
			4					0.1						
2	60 30		5	Silt, dark brown, moist	ML			0.1						Sampled 4-5 at 14:30
			6	Observed water table at 5.4 feet Sand, red/brown, wet, loose, medium	SP									
			7	Silt with some sand, dark brown/black with orange flecks, moist	ML			0.1						Sampled 7-8 at 14:35
			8											
			9	Sand, gray, wet, loose, fine to coarse, some fine gravel, 1/4-1/2" subrounded				0.1						
3	60 60		10					0.1						
			11		SP									
			12					0.1						
			13					0.1						
			14	Lean clay with some silt, trace very fine sand, medium plasticity	CL			0.1						
			15	End of boring at 15 feet bgs Temporary well screened from 3 to 13 feet				0.1						

I hereby certify that the information on this form is true and correct to the best of my knowledge.

Signature	Firm	Tel:
Joel MacKinney	AECOM	Fax:

This form is authorized by Chapters 281, 283, 289, 291, 292, 293, 295, and 299, Wis. Stats. Completion of this form is mandatory. Failure to file this form may result in forfeiture of between $10 and $25,000, or imprisonment for up to one year, depending on the program and conduct involved. Personally identifiable information on this form is not intended to be be used for any other purpose. NOTE: See instructions for more information, including where the completed form should be sent.

State of Wisconsin
Department of Natural Resources

SOIL BORING LOG INFORMATION

Form 4400-122 Rev. 7-98

Route To: Watershed/Wastewater ☐ Waste Management ☐
Remediation/Redevelopment ☒ Other ☐

Facility/Project Name	License/Permit/Monitoring Number	Boring Number
Shoe Factory Site		SP-115

Boring Drilled By: Name of crew chief (first, last) and Firm	Date Drilling Started	Date Drilling Completed	Drilling Method
Tony Kapugi Onsite Environmental	3/5/2020	3/5/2020	Direct Push

WI Unique Well No.	DNR Well ID No.	Common Well Name	Final Static Water Level	Surface Elevation	Borehole Diameter
			Feet MSL	Feet MSL	2.00

Local Grid Origin ☐ (estimated: ☐) or Boring Location ☐
State Plane N, E S/C/N
NE 1/4 of SW 1/4 of Section 3, T 4 N, R 12 E
Lat ____ ° ____ ' ____ "
Long ____ ° ____ ' ____ "
Local Grid Location ☐ N Feet ☐ S ☐ E Feet ☐ W

Facility ID	County	County Code	Civil Town/City/ or Village
	Rock	54	Edgerton

Sample Number and Type	Sample Length Att. & Recovered (in)	Blow Counts	Depth In Feet	Soil/Rock Description And Geologic Origin For Each Major Unit	USCS	Graphic Log	Well Diagram	PID/FID	Soil Properties: Compressive Strength	Moisture Content	Liquid Limit	Plasticity Index	P 200	RQD/ Comments
1	60 36		1 2 3 4	FILL: Mixed brown silt and tan clay with gravel, moist, loose	Fill			0.0 0.02						Began drilling at 11:55
				Sand, brown, moist, medium, trace fines, loose	SP			0.1						
				Silt with 20% sand, brown, moist, trace 1" gravel Grades to light gray at bottom				0.1						
2	60 20		5 6 7 8 9		ML			0.1 0.1 0.1						Sampled 4-5 at 12:00 Sampled 6-7 at 12:05
			10	End of boring at 10 feet bgs										

I hereby certify that the information on this form is true and correct to the best of my knowledge.

Signature	Firm	Tel:
Joel MacKinney	AECOM	Fax:

This form is authorized by Chapters 281, 283, 289, 291, 292, 293, 295, and 299, Wis. Stats. Completion of this form is mandatory. Failure to file this form may result in forfeiture of between $10 and $25,000, or imprisonment for up to one year, depending on the program and conduct involved. Personally identifiable information on this form is not intended to be be used for any other purpose. NOTE: See instructions for more information, including where the completed form should be sent.

State of Wisconsin
Department of Natural Resources

SOIL BORING LOG INFORMATION

Form 4400-122 Rev. 7-98

Route To: Watershed/Wastewater ☐ Waste Management ☐
Remediation/Redevelopment ☒ Other ☐

Facility/Project Name	License/Permit/Monitoring Number	Boring Number
Shoe Factory Site		SP-116

Boring Drilled By: Name of crew chief (first, last) and Firm	Date Drilling Started	Date Drilling Completed	Drilling Method
Tony Kapugi Onsite Environmental	3/5/2020	3/5/2020	Direct Push

WI Unique Well No.	DNR Well ID No.	Common Well Name	Final Static Water Level	Surface Elevation	Borehole Diameter
		SP-116	Feet MSL	Feet MSL	2.00

Local Grid Origin ☐ (estimated: ☐) or Boring Location ☐
State Plane N, E S / C / N
NE 1/4 of SW 1/4 of Section 3, T 4 N, R 12 E
Lat ____ ° ____ ' ____ "
Long ____ ° ____ ' ____ "
Local Grid Location ☐ N ☐ E Feet ☐ S Feet ☐ W

Facility ID	County	County Code	Civil Town/City/ or Village
	Rock	54	Edgerton

Sample Number and Type	Sample Length Att. & Recovered (in)	Blow Counts	Depth In Feet	Soil/Rock Description And Geologic Origin For Each Major Unit	USCS	Graphic Log	Well Diagram	PID/FID	Soil Properties: Compressive Strength	Moisture Content	Liquid Limit	Plasticity Index	P 200	RQD/ Comments
1	60 30		1	FILL: Silt, dark brown, moist	Fill									Began drilling at 13:15
			2	FILL: Sand, tan/brown, moist, loose, mottled, trace silt	Fill			0.2 0.2						Sampled 1-2 at 13:15
			3											
			4					0.2						
			5	Silt, dark brown, trace sand, moist	ML									Sampled 4-5 at 13:30
2	60 36		6	Sand, gray/tan, wet, medium, loose Observed water table ~6 feet	SP			0.2						
			7					0.2						
			8	Clay, mottled tan and light gray, medium plasticity, few very fine sand seams	CL									
			9					0.2						
3	60 36		10					0.2						
			11											
			12					0.2						
			13					0.2						
			14	Turns to fine sandy clay at 14 feet										
			15	End of boring at 15 feet bgs Temporary well screened from 4 to 14 feet				0.2						

I hereby certify that the information on this form is true and correct to the best of my knowledge.

Signature	Firm	Tel:
Joel MacKinney	AECOM	Fax:

This form is authorized by Chapters 281, 283, 289, 291, 292, 293, 295, and 299, Wis. Stats. Completion of this form is mandatory. Failure to file this form may result in forfeiture of between $10 and $25,000, or imprisonment for up to one year, depending on the program and conduct involved. Personally identifiable information on this form is not intended to be be used for any other purpose. NOTE: See instructions for more information, including where the completed form should be sent.

State of Wis., Dept. of Natural Resources
dnr.wi.gov

Well / Drillhole / Borehole Filling & Sealing

Form 3300-5 (R 4/08)

Notice: Completion of this report is required by chs. 160, 281, 283, 289, 291-293, 295, and 299, Wis. Stats., and ch. NR 141, Wis. Adm. Code. In accordance with chs. 281, 289, 291-293, 295, and 299, Wis. Stats., failure to file this form may result in a forfeiture of between $10-25,000, or imprisonment for up to one year, depending on the program and conduct involved. Personally identifiable information on this form is not intended to be used for any other purpose. Return this form to the appropriate DNR office and bureau. See instructions on reverse for more information.

☐ Verification Only of Fill and Seal

Route to:
☐ Drinking Water ☐ Watershed/Wastewater ☒ Remediation/Redevelopment
☐ Waste Management ☐ Other

1. Well Location Information

County	WI Unique Well # of Removed Well	Hicap #
Rock		

Lattitude / Longitude (Degrees and Minutes) ° ' " 'W / ° ' " 'N — Method Code (see instructions):

¼ / ¼	¼	Section	Township	Range
NE	SW	3	4	12 ☒ E ☐ W

or Gov't Lot #

Well Street Address: 407 N. Main Street

Well City, Village or Town	Well ZIP Code
Edgerton	

Subdivision Name	Lot #

Reason For Removal From Service	WI Unique Well # of Replacement Well
Borehole only	

2. Facility / Owner Information

Facility Name: Shoe Factory Site
Facility ID (FID or PWS):
License/Permit/Monitoring #: SP-101
Original Well Owner:
Present Well Owner: City of Edgerton
Mailing Address of Present Owner: 12 Albion Street

City of Present Owner	State	ZIP Code
Edgerton	WI	53534

3. Well / Drillhole / Borehole Information

☐ Monitoring Well ☐ Water Well ☐ Drillhole / Borehole

Original Construction Date:

If a Well Construction Report is available, please attach.

Construction Type:
☒ Drilled ☐ Driven (Sandpoint) ☐ Dug ☐ Other (Specify)

Formation Type:
☒ Unconsolidated Formation ☐ Bedrock

Total Well Depth From Ground Surface (ft)	Casing Diameter (in.)

Lower Drillhole Diameter (in.)	Casing Depth (ft.)

Was well annular space grouted? ☐ Yes ☐ No ☒ Unknown

If yes, to what depth (feet)?	Depth to Water (feet)

4. Pump, Liner, Screen, Casing & Sealing Material

Pump and piping removed?	☐ Yes	☐ No	☒ N/A
Liner(s) removed?	☐ Yes	☐ No	☒ N/A
Screen removed?	☐ Yes	☐ No	☒ N/A
Casing left in place?	☐ Yes	☐ No	☒ N/A
Was casing cut off below surface?	☐ Yes	☐ No	☒ N/A
Did sealing material rise to surface?	☐ Yes	☐ No	☒ N/A
Did material settle after 24 hours?	☐ Yes	☒ No	☐ N/A
If yes, was hole retopped?	☐ Yes	☐ No	☒ N/A
If bentonite chips were used, were they hydrated with water from a known safe source	☐ Yes	☐ No	☒ N/A

Required Method of Placing Sealing Material
☐ Conductor Pipe-Gravity ☐ Conductor Pipe-Pumped
☒ Screened & Poured (Bentonite Chips) ☐ Other (Explain)

Sealing Materials
☐ Neat Cement Grout ☐ Clay-Sand Slurry (11 lb./gal. wt.)
☐ Sand-Cement (Concrete) Grout ☐ Bentonite-Sand Slurry " "
☐ Concrete ☒ Bentonite Chips

For Monitoring Wells and Monitoring Well Boreholes Only:
☐ Bentonite Chips ☐ Bentonite - Cement Grout
☐ Granular Bentonite ☐ Bentonite - Sand Slurry

5. Material Used to Fill Well / Drillhole	From (ft.)	To (ft.)	No. Yards, Sacks Sealant or Volume (circle one)	Mix Ratio or Mud Weight
3/8" pure Wyoming sodium bentonite	Surface	10.0	0.22	

6. Comments

7. Supervision of Work

Name of Person or Firm Doing Filling & Sealing	License #	Date of Filling & Sealing (mm/dd/yyyy)
Gage Kapugi On-site Environmental		3/5/2020

Street or Route	Telephone Number
PO Box 280	

City	State	ZIP Code
Sun Prairie	WI	53590

Signature of Person Doing Work: *Gage Kapugi*
Date Signed: 3/5/2020

DNR Use Only

Date Received	Noted By

Comments:

State of Wis., Dept. of Natural Resources
dnr.wi.gov

Well / Drillhole / Borehole Filling & Sealing

Form 3300-5 (R 4/08)

Notice: Completion of this report is required by chs. 160, 281, 283, 289, 291-293, 295, and 299, Wis. Stats., and ch. NR 141, Wis. Adm. Code. In accordance with chs. 281, 289, 291-293, 295, and 299, Wis. Stats., failure to file this form may result in a forfeiture of between $10-25,000, or imprisonment for up to one year, depending on the program and conduct involved. Personally identifiable information on this form is not intended to be used for any other purpose. Return this form to the appropriate DNR office and bureau. See instructions on reverse for more information.

☐ Verification Only of Fill and Seal

Route to:
☐ Drinking Water ☐ Watershed/Wastewater ☒ Remediation/Redevelopment
☐ Waste Management ☐ Other

1. Well Location Information

County	WI Unique Well # of Removed Well	Hicap #
Rock	SP-102	

Lattitude / Longitude (Degrees and Minutes) ° ' " 'W ° ' " 'N
Method Code (see instructions)

¼ / ¼	¼	Section	Township	Range
NE	SW	3	4	12 ☒ E ☐ W

or Gov't Lot #

Well Street Address: 407 N. Main Street

Well City, Village or Town	Well ZIP Code
Edgerton	

Subdivision Name	Lot #

Reason For Removal From Service	WI Unique Well # of Replacement Well
Temp Well Removed	

2. Facility / Owner Information

Facility Name: Shoe Factory Site
Facility ID (FID or PWS):
License/Permit/Monitoring #: SP-102
Original Well Owner:
Present Well Owner: City of Edgerton
Mailing Address of Present Owner: 12 Albion Street

City of Present Owner	State	ZIP Code
Edgerton	WI	53534

3. Well / Drillhole / Borehole Information

☒ Monitoring Well ☐ Water Well ☐ Drillhole / Borehole

Original Construction Date:
If a Well Construction Report is available, please attach.

Construction Type:
☒ Drilled ☐ Driven (Sandpoint) ☐ Dug ☐ Other (Specify)

Formation Type:
☒ Unconsolidated Formation ☐ Bedrock

Total Well Depth From Ground Surface (ft)	Casing Diameter (in.)

Lower Drillhole Diameter (in.)	Casing Depth (ft.)
2.00	

Was well annular space grouted? ☐ Yes ☒ No ☐ Unknown

If yes, to what depth (feet)?	Depth to Water (feet)
	2.9

4. Pump, Liner, Screen, Casing & Sealing Material

Pump and piping removed?	☐ Yes	☐ No	☒ N/A
Liner(s) removed?	☐ Yes	☐ No	☒ N/A
Screen removed?	☒ Yes	☐ No	☐ N/A
Casing left in place?	☐ Yes	☒ No	☐ N/A
Was casing cut off below surface?	☐ Yes	☐ No	☒ N/A
Did sealing material rise to surface?	☐ Yes	☒ No	☐ N/A
Did material settle after 24 hours?	☐ Yes	☒ No	☐ N/A
If yes, was hole retopped?	☐ Yes	☒ No	☐ N/A
If bentonite chips were used, were they hydrated with water from a known safe source	☐ Yes	☐ No	☒ N/A

Required Method of Placing Sealing Material
☐ Conductor Pipe-Gravity ☐ Conductor Pipe-Pumped
☒ Screened & Poured (Bentonite Chips) ☐ Other (Explain)

Sealing Materials
☐ Neat Cement Grout ☐ Clay-Sand Slurry (11 lb./gal. wt.)
☐ Sand-Cement (Concrete) Grout ☐ Bentonite-Sand Slurry " "
☐ Concrete ☒ Bentonite Chips

For Monitoring Wells and Monitoring Well Boreholes Only:
☒ Bentonite Chips ☐ Bentonite - Cement Grout
☐ Granular Bentonite ☐ Bentonite - Sand Slurry

5. Material Used to Fill Well / Drillhole	From (ft.)	To (ft.)	No. Yards, Sacks Sealant or Volume (circle one)	Mix Ratio or Mud Weight
3/8" pure Wyoming sodium bentonite	Surface	15.0	0.33	

6. Comments

7. Supervision of Work

Name of Person or Firm Doing Filling & Sealing	License #	Date of Filling & Sealing (mm/dd/yyyy)
Joel MacKinney AECOM		3/6/2020

Street or Route	Telephone Number
1555 N. RiverCenter Drie, Suite 214	

City	State	ZIP Code	Signature of Person Doing Work	Date Signed
Milwaukee	WI	53212	Joel MacKinney	3/19/2020

DNR Use Only

Date Received	Noted By

Comments:

State of Wis., Dept. of Natural Resources
dnr.wi.gov

Well / Drillhole / Borehole Filling & Sealing

Form 3300-5 (R 4/08)

Notice: Completion of this report is required by chs. 160, 281, 283, 289, 291-293, 295, and 299, Wis. Stats., and ch. NR 141, Wis. Adm. Code. In accordance with chs. 281, 289, 291-293, 295, and 299, Wis. Stats., failure to file this form may result in a forfeiture of between $10-25,000, or imprisonment for up to one year, depending on the program and conduct involved. Personally identifiable information on this form is not intended to be used for any other purpose. Return this form to the appropriate DNR office and bureau. See instructions on reverse for more information.

☐ Verification Only of Fill and Seal

Route to:
☐ Drinking Water ☐ Watershed/Wastewater ☒ Remediation/Redevelopment
☐ Waste Management ☐ Other

1. Well Location Information

County	WI Unique Well # of Removed Well	Hicap #
Rock		

Lattitude / Longitude (Degrees and Minutes) ° ' " 'W / ° ' " 'N — Method Code (see instructions):

¼ / ¼	¼	Section	Township	Range
NE	SW	3	4	12 ☒ E ☐ W

or Gov't Lot #:

Well Street Address: 407 N. Main Street

Well City, Village or Town	Well ZIP Code
Edgerton	

Subdivision Name	Lot #

Reason For Removal From Service	WI Unique Well # of Replacement Well
Borehole only	

2. Facility / Owner Information

Facility Name: Shoe Factory Site
Facility ID (FID or PWS):
License/Permit/Monitoring #: SP-103
Original Well Owner:
Present Well Owner: City of Edgerton
Mailing Address of Present Owner: 12 Albion Street

City of Present Owner	State	ZIP Code
Edgerton	WI	53534

3. Well / Drillhole / Borehole Information

☐ Monitoring Well ☐ Water Well ☐ Drillhole / Borehole

Original Construction Date:

If a Well Construction Report is available, please attach.

Construction Type:
☒ Drilled ☐ Driven (Sandpoint) ☐ Dug ☐ Other (Specify)

Formation Type:
☒ Unconsolidated Formation ☐ Bedrock

Total Well Depth From Ground Surface (ft)	Casing Diameter (in.)

Lower Drillhole Diameter (in.)	Casing Depth (ft.)

Was well annular space grouted? ☐ Yes ☐ No ☒ Unknown

If yes, to what depth (feet)?	Depth to Water (feet)

4. Pump, Liner, Screen, Casing & Sealing Material

Pump and piping removed?	☐ Yes	☐ No	☒ N/A
Liner(s) removed?	☐ Yes	☐ No	☒ N/A
Screen removed?	☐ Yes	☐ No	☒ N/A
Casing left in place?	☐ Yes	☐ No	☒ N/A
Was casing cut off below surface?	☐ Yes	☐ No	☒ N/A
Did sealing material rise to surface?	☐ Yes	☐ No	☒ N/A
Did material settle after 24 hours?	☐ Yes	☒ No	☐ N/A
If yes, was hole retopped?	☐ Yes	☐ No	☒ N/A
If bentonite chips were used, were they hydrated with water from a known safe source	☐ Yes	☐ No	☒ N/A

Required Method of Placing Sealing Material
☐ Conductor Pipe-Gravity ☐ Conductor Pipe-Pumped
☒ Screened & Poured (Bentonite Chips) ☐ Other (Explain)

Sealing Materials
☐ Neat Cement Grout ☐ Clay-Sand Slurry (11 lb./gal. wt.)
☐ Sand-Cement (Concrete) Grout ☐ Bentonite-Sand Slurry " "
☐ Concrete ☒ Bentonite Chips

For Monitoring Wells and Monitoring Well Boreholes Only:
☐ Bentonite Chips ☐ Bentonite - Cement Grout
☐ Granular Bentonite ☐ Bentonite - Sand Slurry

5. Material Used to Fill Well / Drillhole	From (ft.)	To (ft.)	No. Yards, Sacks Sealant or Volume (circle one)	Mix Ratio or Mud Weight
3/8" pure Wyoming sodium bentonite	Surface	10.0	0.22	

6. Comments

7. Supervision of Work

Name of Person or Firm Doing Filling & Sealing	License #	Date of Filling & Sealing (mm/dd/yyyy)
Gage Kapugi On-site Environmental		3/5/2020

Street or Route	Telephone Number
PO Box 280	

City	State	ZIP Code
Sun Prairie	WI	53590

Signature of Person Doing Work: *Gage Kapugi*
Date Signed: 3/5/2020

DNR Use Only

Date Received	Noted By

Comments:

State of Wis., Dept. of Natural Resources
dnr.wi.gov

Well / Drillhole / Borehole Filling & Sealing

Form 3300-5 (R 4/08)

Notice: Completion of this report is required by chs. 160, 281, 283, 289, 291-293, 295, and 299, Wis. Stats., and ch. NR 141, Wis. Adm. Code. In accordance with chs. 281, 289, 291-293, 295, and 299, Wis. Stats., failure to file this form may result in a forfeiture of between $10-25,000, or imprisonment for up to one year, depending on the program and conduct involved. Personally identifiable information on this form is not intended to be used for any other purpose. Return this form to the appropriate DNR office and bureau. See instructions on reverse for more information.

☐ Verification Only of Fill and Seal

Route to:
☐ Drinking Water ☐ Watershed/Wastewater ☒ Remediation/Redevelopment
☐ Waste Management ☐ Other

1. Well Location Information

County	WI Unique Well # of Removed Well	Hicap #
Rock	SP-104	

Lattitude / Longitude (Degrees and Minutes) ° ' " 'W ° ' " 'N
Method Code (see instructions)

¼ / ¼	¼	Section	Township	Range
NE	SW	3	4	12 ☒ E ☐ W

or Gov't Lot #

Well Street Address: 407 N. Main Street

Well City, Village or Town	Well ZIP Code
Edgerton	

Subdivision Name	Lot #

Reason For Removal From Service	WI Unique Well # of Replacement Well
Temp Well Removed	

2. Facility / Owner Information

Facility Name: Shoe Factory Site
Facility ID (FID or PWS):
License/Permit/Monitoring #: SP-104
Original Well Owner:
Present Well Owner: City of Edgerton
Mailing Address of Present Owner: 12 Albion Street

City of Present Owner	State	ZIP Code
Edgerton	WI	53534

3. Well / Drillhole / Borehole Information

☒ Monitoring Well ☐ Water Well ☐ Drillhole / Borehole

Original Construction Date:
If a Well Construction Report is available, please attach.

Construction Type:
☒ Drilled ☐ Driven (Sandpoint) ☐ Dug ☐ Other (Specify)

Formation Type:
☒ Unconsolidated Formation ☐ Bedrock

Total Well Depth From Ground Surface (ft)	Casing Diameter (in.)

Lower Drillhole Diameter (in.)	Casing Depth (ft.)
2.00	

Was well annular space grouted? ☐ Yes ☒ No ☐ Unknown

If yes, to what depth (feet)?	Depth to Water (feet)
	4.7

4. Pump, Liner, Screen, Casing & Sealing Material

Pump and piping removed?	☐ Yes	☐ No	☒ N/A
Liner(s) removed?	☐ Yes	☐ No	☒ N/A
Screen removed?	☒ Yes	☐ No	☐ N/A
Casing left in place?	☐ Yes	☒ No	☐ N/A
Was casing cut off below surface?	☐ Yes	☐ No	☒ N/A
Did sealing material rise to surface?	☐ Yes	☒ No	☐ N/A
Did material settle after 24 hours?	☐ Yes	☒ No	☐ N/A
If yes, was hole retopped?	☐ Yes	☒ No	☐ N/A
If bentonite chips were used, were they hydrated with water from a known safe source	☐ Yes	☐ No	☒ N/A

Required Method of Placing Sealing Material
☐ Conductor Pipe-Gravity ☐ Conductor Pipe-Pumped
☒ Screened & Poured (Bentonite Chips) ☐ Other (Explain)

Sealing Materials
☐ Neat Cement Grout ☐ Clay-Sand Slurry (11 lb./gal. wt.)
☐ Sand-Cement (Concrete) Grout ☐ Bentonite-Sand Slurry " "
☐ Concrete ☒ Bentonite Chips

For Monitoring Wells and Monitoring Well Boreholes Only:
☒ Bentonite Chips ☐ Bentonite - Cement Grout
☐ Granular Bentonite ☐ Bentonite - Sand Slurry

5. Material Used to Fill Well / Drillhole	From (ft.)	To (ft.)	No. Yards, Sacks Sealant or Volume (circle one)	Mix Ratio or Mud Weight
3/8" pure Wyoming sodium bentonite	Surface	15.0	0.33	

6. Comments

7. Supervision of Work

Name of Person or Firm Doing Filling & Sealing	License #	Date of Filling & Sealing (mm/dd/yyyy)
Joel MacKinney AECOM		3/6/2020

Street or Route	Telephone Number
1555 N. RiverCenter Drie, Suite 214	

City	State	ZIP Code
Milwaukee	WI	53212

Signature of Person Doing Work: *Joel MacKinney*
Date Signed: 3/19/2020

DNR Use Only

Date Received	Noted By

Comments:

State of Wis., Dept. of Natural Resources
dnr.wi.gov

Well / Drillhole / Borehole Filling & Sealing

Form 3300-5 (R 4/08)

Notice: Completion of this report is required by chs. 160, 281, 283, 289, 291-293, 295, and 299, Wis. Stats., and ch. NR 141, Wis. Adm. Code. In accordance with chs. 281, 289, 291-293, 295, and 299, Wis. Stats., failure to file this form may result in a forfeiture of between $10-25,000, or imprisonment for up to one year, depending on the program and conduct involved. Personally identifiable information on this form is not intended to be used for any other purpose. Return this form to the appropriate DNR office and bureau. See instructions on reverse for more information.

☐ Verification Only of Fill and Seal

Route to:
☐ Drinking Water ☐ Watershed/Wastewater ☒ Remediation/Redevelopment
☐ Waste Management ☐ Other

1. Well Location Information

County	WI Unique Well # of Removed Well	Hicap #
Rock		

Lattitude / Longitude (Degrees and Minutes) ° ' " 'W / ° ' " 'N — Method Code (see instructions):

¼ / ¼	¼	Section	Township	Range
NE	SW	3	4	12 ☒ E ☐ W

or Gov't Lot #:

Well Street Address: 407 N. Main Street

Well City, Village or Town	Well ZIP Code
Edgerton	

Subdivision Name	Lot #

Reason For Removal From Service	WI Unique Well # of Replacement Well
Borehole only	

2. Facility / Owner Information

Facility Name: Shoe Factory Site
Facility ID (FID or PWS):
License/Permit/Monitoring #: SP-105
Original Well Owner:
Present Well Owner: City of Edgerton
Mailing Address of Present Owner: 12 Albion Street

City of Present Owner	State	ZIP Code
Edgerton	WI	53534

3. Well / Drillhole / Borehole Information

☐ Monitoring Well
☐ Water Well
☐ Drillhole / Borehole

Original Construction Date:

If a Well Construction Report is available, please attach.

Construction Type:
☒ Drilled ☐ Driven (Sandpoint) ☐ Dug
☐ Other (Specify)

Formation Type:
☒ Unconsolidated Formation ☐ Bedrock

Total Well Depth From Ground Surface (ft)	Casing Diameter (in.)

Lower Drillhole Diameter (in.)	Casing Depth (ft.)

Was well annular space grouted? ☐ Yes ☐ No ☒ Unknown

If yes, to what depth (feet)?	Depth to Water (feet)

4. Pump, Liner, Screen, Casing & Sealing Material

Pump and piping removed?	☐ Yes	☐ No	☒ N/A
Liner(s) removed?	☐ Yes	☐ No	☒ N/A
Screen removed?	☐ Yes	☐ No	☒ N/A
Casing left in place?	☐ Yes	☐ No	☒ N/A
Was casing cut off below surface?	☐ Yes	☐ No	☒ N/A
Did sealing material rise to surface?	☐ Yes	☐ No	☒ N/A
Did material settle after 24 hours?	☐ Yes	☒ No	☐ N/A
If yes, was hole retopped?	☐ Yes	☐ No	☒ N/A
If bentonite chips were used, were they hydrated with water from a known safe source	☐ Yes	☐ No	☒ N/A

Required Method of Placing Sealing Material
☐ Conductor Pipe-Gravity ☐ Conductor Pipe-Pumped
☒ Screened & Poured (Bentonite Chips) ☐ Other (Explain)

Sealing Materials
☐ Neat Cement Grout ☐ Clay-Sand Slurry (11 lb./gal. wt.)
☐ Sand-Cement (Concrete) Grout ☐ Bentonite-Sand Slurry " "
☐ Concrete ☒ Bentonite Chips

For Monitoring Wells and Monitoring Well Boreholes Only:
☐ Bentonite Chips ☐ Bentonite - Cement Grout
☐ Granular Bentonite ☐ Bentonite - Sand Slurry

5. Material Used to Fill Well / Drillhole	From (ft.)	To (ft.)	No. Yards, Sacks Sealant or Volume (circle one)	Mix Ratio or Mud Weight
3/8" pure Wyoming sodium bentonite	Surface	10.0	0.22	

6. Comments

7. Supervision of Work

Name of Person or Firm Doing Filling & Sealing	License #	Date of Filling & Sealing (mm/dd/yyyy)
Gage Kapugi On-site Environmental		3/5/2020

Street or Route	Telephone Number
PO Box 280	

City	State	ZIP Code
Sun Prairie	WI	53590

Signature of Person Doing Work: *Gage Kapugi*
Date Signed: 3/5/2020

DNR Use Only

Date Received	Noted By

Comments:

State of Wis., Dept. of Natural Resources
dnr.wi.gov

Well / Drillhole / Borehole Filling & Sealing

Form 3300-5 (R 4/08)

Notice: Completion of this report is required by chs. 160, 281, 283, 289, 291-293, 295, and 299, Wis. Stats., and ch. NR 141, Wis. Adm. Code. In accordance with chs. 281, 289, 291-293, 295, and 299, Wis. Stats., failure to file this form may result in a forfeiture of between $10-25,000, or imprisonment for up to one year, depending on the program and conduct involved. Personally identifiable information on this form is not intended to be used for any other purpose. Return this form to the appropriate DNR office and bureau. See instructions on reverse for more information.

☐ Verification Only of Fill and Seal

Route to:
☐ Drinking Water ☐ Watershed/Wastewater ☒ Remediation/Redevelopment
☐ Waste Management ☐ Other

1. Well Location Information

County	WI Unique Well # of Removed Well	Hicap #
Rock		

Lattitude / Longitude (Degrees and Minutes) ° ' " 'W / ° ' " 'N — Method Code (see instructions):

¼ / ¼	¼	Section	Township	Range
NE	SW	3	4	12 ☒ E ☐ W

or Gov't Lot #

Well Street Address: 407 N. Main Street

Well City, Village or Town	Well ZIP Code
Edgerton	

Subdivision Name	Lot #

Reason For Removal From Service	WI Unique Well # of Replacement Well
Borehole only	

2. Facility / Owner Information

Facility Name: Shoe Factory Site
Facility ID (FID or PWS):
License/Permit/Monitoring #: SP-106
Original Well Owner:
Present Well Owner: City of Edgerton
Mailing Address of Present Owner: 12 Albion Street

City of Present Owner	State	ZIP Code
Edgerton	WI	53534

3. Well / Drillhole / Borehole Information

☐ Monitoring Well ☐ Water Well ☐ Drillhole / Borehole

Original Construction Date:

If a Well Construction Report is available, please attach.

Construction Type:
☒ Drilled ☐ Driven (Sandpoint) ☐ Dug ☐ Other (Specify)

Formation Type:
☒ Unconsolidated Formation ☐ Bedrock

Total Well Depth From Ground Surface (ft)	Casing Diameter (in.)

Lower Drillhole Diameter (in.)	Casing Depth (ft.)

Was well annular space grouted? ☐ Yes ☐ No ☒ Unknown

If yes, to what depth (feet)?	Depth to Water (feet)

4. Pump, Liner, Screen, Casing & Sealing Material

Pump and piping removed?	☐ Yes	☐ No	☒ N/A
Liner(s) removed?	☐ Yes	☐ No	☒ N/A
Screen removed?	☐ Yes	☐ No	☒ N/A
Casing left in place?	☐ Yes	☐ No	☒ N/A
Was casing cut off below surface?	☐ Yes	☐ No	☒ N/A
Did sealing material rise to surface?	☐ Yes	☐ No	☒ N/A
Did material settle after 24 hours?	☐ Yes	☒ No	☐ N/A
If yes, was hole retopped?	☐ Yes	☐ No	☒ N/A
If bentonite chips were used, were they hydrated with water from a known safe source	☐ Yes	☐ No	☒ N/A

Required Method of Placing Sealing Material
☐ Conductor Pipe-Gravity ☐ Conductor Pipe-Pumped
☒ Screened & Poured (Bentonite Chips) ☐ Other (Explain)

Sealing Materials
☐ Neat Cement Grout ☐ Clay-Sand Slurry (11 lb./gal. wt.)
☐ Sand-Cement (Concrete) Grout ☐ Bentonite-Sand Slurry " "
☐ Concrete ☒ Bentonite Chips

For Monitoring Wells and Monitoring Well Boreholes Only:
☐ Bentonite Chips ☐ Bentonite - Cement Grout
☐ Granular Bentonite ☐ Bentonite - Sand Slurry

5. Material Used to Fill Well / Drillhole	From (ft.)	To (ft.)	No. Yards, Sacks Sealant or Volume (circle one)	Mix Ratio or Mud Weight
3/8" pure Wyoming sodium bentonite	Surface	10.0	0.22	

6. Comments

7. Supervision of Work

Name of Person or Firm Doing Filling & Sealing	License #	Date of Filling & Sealing (mm/dd/yyyy)
Gage Kapugi On-site Environmental		3/5/2020

Street or Route	Telephone Number
PO Box 280	

City	State	ZIP Code
Sun Prairie	WI	53590

Signature of Person Doing Work: *Gage Kapugi*
Date Signed: 3/5/2020

DNR Use Only

Date Received	Noted By

Comments:

State of Wis., Dept. of Natural Resources
dnr.wi.gov

Well / Drillhole / Borehole Filling & Sealing

Form 3300-5 (R 4/08)

Notice: Completion of this report is required by chs. 160, 281, 283, 289, 291-293, 295, and 299, Wis. Stats., and ch. NR 141, Wis. Adm. Code. In accordance with chs. 281, 289, 291-293, 295, and 299, Wis. Stats., failure to file this form may result in a forfeiture of between $10-25,000, or imprisonment for up to one year, depending on the program and conduct involved. Personally identifiable information on this form is not intended to be used for any other purpose. Return this form to the appropriate DNR office and bureau. See instructions on reverse for more information.

☐ Verification Only of Fill and Seal

Route to:
☐ Drinking Water ☐ Watershed/Wastewater ☒ Remediation/Redevelopment
☐ Waste Management ☐ Other

1. Well Location Information

County	WI Unique Well # of Removed Well	Hicap #
Rock	SP-107	

Lattitude / Longitude (Degrees and Minutes) ° ' " 'W ° ' " 'N
Method Code (see instructions)

¼ / ¼	¼	Section	Township	Range
NE	SW	3	4	12 ☒ E ☐ W

or Gov't Lot #

Well Street Address: 407 N. Main Street

Well City, Village or Town	Well ZIP Code
Edgerton	

Subdivision Name	Lot #

Reason For Removal From Service	WI Unique Well # of Replacement Well
Temp Well Removed	

2. Facility / Owner Information

Facility Name: Shoe Factory Site
Facility ID (FID or PWS):
License/Permit/Monitoring #: SP-107
Original Well Owner:
Present Well Owner: City of Edgerton
Mailing Address of Present Owner: 12 Albion Street

City of Present Owner	State	ZIP Code
Edgerton	WI	53534

3. Well / Drillhole / Borehole Information

☒ Monitoring Well ☐ Water Well ☐ Drillhole / Borehole

Original Construction Date:
If a Well Construction Report is available, please attach.

Construction Type:
☒ Drilled ☐ Driven (Sandpoint) ☐ Dug ☐ Other (Specify)

Formation Type:
☒ Unconsolidated Formation ☐ Bedrock

Total Well Depth From Ground Surface (ft)	Casing Diameter (in.)

Lower Drillhole Diameter (in.)	Casing Depth (ft.)
2.00	

Was well annular space grouted? ☐ Yes ☒ No ☐ Unknown

If yes, to what depth (feet)?	Depth to Water (feet)
	2.6

4. Pump, Liner, Screen, Casing & Sealing Material

Pump and piping removed?	☐ Yes	☐ No	☒ N/A
Liner(s) removed?	☐ Yes	☐ No	☒ N/A
Screen removed?	☒ Yes	☐ No	☐ N/A
Casing left in place?	☐ Yes	☒ No	☐ N/A
Was casing cut off below surface?	☐ Yes	☐ No	☒ N/A
Did sealing material rise to surface?	☐ Yes	☒ No	☐ N/A
Did material settle after 24 hours?	☐ Yes	☒ No	☐ N/A
If yes, was hole retopped?	☐ Yes	☒ No	☐ N/A
If bentonite chips were used, were they hydrated with water from a known safe source	☐ Yes	☐ No	☒ N/A

Required Method of Placing Sealing Material
☐ Conductor Pipe-Gravity ☐ Conductor Pipe-Pumped
☒ Screened & Poured (Bentonite Chips) ☐ Other (Explain)

Sealing Materials
☐ Neat Cement Grout ☐ Clay-Sand Slurry (11 lb./gal. wt.)
☐ Sand-Cement (Concrete) Grout ☐ Bentonite-Sand Slurry " "
☐ Concrete ☒ Bentonite Chips

For Monitoring Wells and Monitoring Well Boreholes Only:
☒ Bentonite Chips ☐ Bentonite - Cement Grout
☐ Granular Bentonite ☐ Bentonite - Sand Slurry

5. Material Used to Fill Well / Drillhole	From (ft.)	To (ft.)	No. Yards, Sacks Sealant or Volume (circle one)	Mix Ratio or Mud Weight
3/8" pure Wyoming sodium bentonite	Surface	15.0	0.33	

6. Comments

7. Supervision of Work

Name of Person or Firm Doing Filling & Sealing	License #	Date of Filling & Sealing (mm/dd/yyyy)
Joel MacKinney AECOM		3/6/2020

Street or Route	Telephone Number
1555 N. RiverCenter Drie, Suite 214	

City	State	ZIP Code
Milwaukee	WI	53212

Signature of Person Doing Work: *Joel MacKinney*
Date Signed: 3/19/2020

DNR Use Only

Date Received	Noted By

Comments:

State of Wis., Dept. of Natural Resources
dnr.wi.gov

Well / Drillhole / Borehole Filling & Sealing

Form 3300-5 (R 4/08)

Notice: Completion of this report is required by chs. 160, 281, 283, 289, 291-293, 295, and 299, Wis. Stats., and ch. NR 141, Wis. Adm. Code. In accordance with chs. 281, 289, 291-293, 295, and 299, Wis. Stats., failure to file this form may result in a forfeiture of between $10-25,000, or imprisonment for up to one year, depending on the program and conduct involved. Personally identifiable information on this form is not intended to be used for any other purpose. Return this form to the appropriate DNR office and bureau. See instructions on reverse for more information.

☐ Verification Only of Fill and Seal

Route to:
☐ Drinking Water ☐ Watershed/Wastewater ☒ Remediation/Redevelopment
☐ Waste Management ☐ Other

1. Well Location Information

County	WI Unique Well # of Removed Well	Hicap #
Rock		

Lattitude / Longitude (Degrees and Minutes) ° ' " 'W / ° ' " 'N — Method Code (see instructions):

¼ / ¼	¼	Section	Township	Range
NE	SW	3	4	12 ☒ E ☐ W

or Gov't Lot #

Well Street Address: 407 N. Main Street

Well City, Village or Town	Well ZIP Code
Edgerton	

Subdivision Name	Lot #

Reason For Removal From Service	WI Unique Well # of Replacement Well
Borehole only	

2. Facility / Owner Information

Facility Name: Shoe Factory Site
Facility ID (FID or PWS):
License/Permit/Monitoring #: SP-108
Original Well Owner:
Present Well Owner: City of Edgerton
Mailing Address of Present Owner: 12 Albion Street

City of Present Owner	State	ZIP Code
Edgerton	WI	53534

3. Well / Drillhole / Borehole Information

☐ Monitoring Well ☐ Water Well ☐ Drillhole / Borehole

Original Construction Date:

If a Well Construction Report is available, please attach.

Construction Type:
☒ Drilled ☐ Driven (Sandpoint) ☐ Dug ☐ Other (Specify)

Formation Type:
☒ Unconsolidated Formation ☐ Bedrock

Total Well Depth From Ground Surface (ft)	Casing Diameter (in.)

Lower Drillhole Diameter (in.)	Casing Depth (ft.)

Was well annular space grouted? ☐ Yes ☐ No ☒ Unknown

If yes, to what depth (feet)?	Depth to Water (feet)

4. Pump, Liner, Screen, Casing & Sealing Material

Pump and piping removed?	☐ Yes	☐ No	☒ N/A
Liner(s) removed?	☐ Yes	☐ No	☒ N/A
Screen removed?	☐ Yes	☐ No	☒ N/A
Casing left in place?	☐ Yes	☐ No	☒ N/A
Was casing cut off below surface?	☐ Yes	☐ No	☒ N/A
Did sealing material rise to surface?	☐ Yes	☐ No	☒ N/A
Did material settle after 24 hours?	☐ Yes	☒ No	☐ N/A
If yes, was hole retopped?	☐ Yes	☐ No	☒ N/A
If bentonite chips were used, were they hydrated with water from a known safe source	☐ Yes	☐ No	☒ N/A

Required Method of Placing Sealing Material
☐ Conductor Pipe-Gravity ☐ Conductor Pipe-Pumped
☒ Screened & Poured (Bentonite Chips) ☐ Other (Explain)

Sealing Materials
☐ Neat Cement Grout ☐ Clay-Sand Slurry (11 lb./gal. wt.)
☐ Sand-Cement (Concrete) Grout ☐ Bentonite-Sand Slurry " "
☐ Concrete ☒ Bentonite Chips

For Monitoring Wells and Monitoring Well Boreholes Only:
☐ Bentonite Chips ☐ Bentonite - Cement Grout
☐ Granular Bentonite ☐ Bentonite - Sand Slurry

5. Material Used to Fill Well / Drillhole	From (ft.)	To (ft.)	No. Yards, Sacks Sealant or Volume (circle one)	Mix Ratio or Mud Weight
3/8" pure Wyoming sodium bentonite	Surface	10.0	0.22	

6. Comments

7. Supervision of Work

Name of Person or Firm Doing Filling & Sealing	License #	Date of Filling & Sealing (mm/dd/yyyy)
Gage Kapugi On-site Environmental		3/5/2020

Street or Route	Telephone Number
PO Box 280	

City	State	ZIP Code
Sun Prairie	WI	53590

Signature of Person Doing Work: *Gage Kapugi*
Date Signed: 3/5/2020

DNR Use Only

Date Received	Noted By

Comments:

State of Wis., Dept. of Natural Resources
dnr.wi.gov

Well / Drillhole / Borehole Filling & Sealing

Form 3300-5 (R 4/08)

Notice: Completion of this report is required by chs. 160, 281, 283, 289, 291-293, 295, and 299, Wis. Stats., and ch. NR 141, Wis. Adm. Code. In accordance with chs. 281, 289, 291-293, 295, and 299, Wis. Stats., failure to file this form may result in a forfeiture of between $10-25,000, or imprisonment for up to one year, depending on the program and conduct involved. Personally identifiable information on this form is not intended to be used for any other purpose. Return this form to the appropriate DNR office and bureau. See instructions on reverse for more information.

☐ Verification Only of Fill and Seal

Route to:
☐ Drinking Water ☐ Watershed/Wastewater ☒ Remediation/Redevelopment
☐ Waste Management ☐ Other

1. Well Location Information

County	WI Unique Well # of Removed Well	Hicap #
Rock	SP-109	

Lattitude / Longitude (Degrees and Minutes) ° ' " 'W ° ' " 'N
Method Code (see instructions)

¼ / ¼	¼	Section	Township	Range
NE	SW	3	4	12 ☒ E ☐ W

or Gov't Lot #

Well Street Address: 407 N. Main Street

Well City, Village or Town	Well ZIP Code
Edgerton	

Subdivision Name	Lot #

Reason For Removal From Service	WI Unique Well # of Replacement Well
Temp Well Removed	

2. Facility / Owner Information

Facility Name: Shoe Factory Site
Facility ID (FID or PWS):
License/Permit/Monitoring #: SP-109
Original Well Owner:
Present Well Owner: City of Edgerton
Mailing Address of Present Owner: 12 Albion Street

City of Present Owner	State	ZIP Code
Edgerton	WI	53534

3. Well / Drillhole / Borehole Information

☒ Monitoring Well ☐ Water Well ☐ Drillhole / Borehole

Original Construction Date:
If a Well Construction Report is available, please attach.

Construction Type:
☒ Drilled ☐ Driven (Sandpoint) ☐ Dug ☐ Other (Specify)

Formation Type:
☒ Unconsolidated Formation ☐ Bedrock

Total Well Depth From Ground Surface (ft)	Casing Diameter (in.)

Lower Drillhole Diameter (in.)	Casing Depth (ft.)
2.00	

Was well annular space grouted? ☐ Yes ☒ No ☐ Unknown

If yes, to what depth (feet)?	Depth to Water (feet)
	4.7

4. Pump, Liner, Screen, Casing & Sealing Material

Pump and piping removed?	☐ Yes	☐ No	☒ N/A
Liner(s) removed?	☐ Yes	☐ No	☒ N/A
Screen removed?	☒ Yes	☐ No	☐ N/A
Casing left in place?	☐ Yes	☒ No	☐ N/A
Was casing cut off below surface?	☐ Yes	☐ No	☒ N/A
Did sealing material rise to surface?	☐ Yes	☒ No	☐ N/A
Did material settle after 24 hours?	☐ Yes	☒ No	☐ N/A
If yes, was hole retopped?	☐ Yes	☒ No	☐ N/A
If bentonite chips were used, were they hydrated with water from a known safe source	☐ Yes	☐ No	☒ N/A

Required Method of Placing Sealing Material
☐ Conductor Pipe-Gravity ☐ Conductor Pipe-Pumped
☒ Screened & Poured (Bentonite Chips) ☐ Other (Explain)

Sealing Materials
☐ Neat Cement Grout ☐ Clay-Sand Slurry (11 lb./gal. wt.)
☐ Sand-Cement (Concrete) Grout ☐ Bentonite-Sand Slurry " "
☐ Concrete ☒ Bentonite Chips

For Monitoring Wells and Monitoring Well Boreholes Only:
☒ Bentonite Chips ☐ Bentonite - Cement Grout
☐ Granular Bentonite ☐ Bentonite - Sand Slurry

5. Material Used to Fill Well / Drillhole	From (ft.)	To (ft.)	No. Yards, Sacks Sealant or Volume (circle one)	Mix Ratio or Mud Weight
3/8" pure Wyoming sodium bentonite	Surface	15.0	0.33	

6. Comments

7. Supervision of Work

Name of Person or Firm Doing Filling & Sealing	License #	Date of Filling & Sealing (mm/dd/yyyy)
Joel MacKinney AECOM		3/6/2020

Street or Route	Telephone Number
1555 N. RiverCenter Drie, Suite 214	

City	State	ZIP Code
Milwaukee	WI	53212

Signature of Person Doing Work: *Joel MacKinney*
Date Signed: 3/19/2020

DNR Use Only

Date Received	Noted By

Comments:

State of Wis., Dept. of Natural Resources
dnr.wi.gov

Well / Drillhole / Borehole Filling & Sealing

Form 3300-5 (R 4/08)

Notice: Completion of this report is required by chs. 160, 281, 283, 289, 291-293, 295, and 299, Wis. Stats., and ch. NR 141, Wis. Adm. Code. In accordance with chs. 281, 289, 291-293, 295, and 299, Wis. Stats., failure to file this form may result in a forfeiture of between $10-25,000, or imprisonment for up to one year, depending on the program and conduct involved. Personally identifiable information on this form is not intended to be used for any other purpose. Return this form to the appropriate DNR office and bureau. See instructions on reverse for more information.

☐ Verification Only of Fill and Seal

Route to:
☐ Drinking Water ☐ Watershed/Wastewater ☒ Remediation/Redevelopment
☐ Waste Management ☐ Other

1. Well Location Information

County	WI Unique Well # of Removed Well	Hicap #
Rock		

Lattitude / Longitude (Degrees and Minutes) ° ' " 'W / ° ' " 'N — Method Code (see instructions):

¼ / ¼	¼	Section	Township	Range
NE	SW	3	4	12 ☒ E ☐ W

or Gov't Lot #

Well Street Address: 407 N. Main Street

Well City, Village or Town	Well ZIP Code
Edgerton	

Subdivision Name	Lot #

Reason For Removal From Service	WI Unique Well # of Replacement Well
Borehole only	

2. Facility / Owner Information

Facility Name: Shoe Factory Site
Facility ID (FID or PWS):
License/Permit/Monitoring #: SP-110
Original Well Owner:
Present Well Owner: City of Edgerton
Mailing Address of Present Owner: 12 Albion Street

City of Present Owner	State	ZIP Code
Edgerton	WI	53534

3. Well / Drillhole / Borehole Information

☐ Monitoring Well ☐ Water Well ☐ Drillhole / Borehole

Original Construction Date:

If a Well Construction Report is available, please attach.

Construction Type:
☒ Drilled ☐ Driven (Sandpoint) ☐ Dug ☐ Other (Specify)

Formation Type:
☒ Unconsolidated Formation ☐ Bedrock

Total Well Depth From Ground Surface (ft)	Casing Diameter (in.)

Lower Drillhole Diameter (in.)	Casing Depth (ft.)

Was well annular space grouted? ☐ Yes ☐ No ☒ Unknown

If yes, to what depth (feet)?	Depth to Water (feet)

4. Pump, Liner, Screen, Casing & Sealing Material

Pump and piping removed?	☐ Yes	☐ No	☒ N/A
Liner(s) removed?	☐ Yes	☐ No	☒ N/A
Screen removed?	☐ Yes	☐ No	☒ N/A
Casing left in place?	☐ Yes	☐ No	☒ N/A
Was casing cut off below surface?	☐ Yes	☐ No	☒ N/A
Did sealing material rise to surface?	☐ Yes	☐ No	☒ N/A
Did material settle after 24 hours?	☐ Yes	☒ No	☐ N/A
If yes, was hole retopped?	☐ Yes	☐ No	☒ N/A
If bentonite chips were used, were they hydrated with water from a known safe source	☐ Yes	☐ No	☒ N/A

Required Method of Placing Sealing Material
☐ Conductor Pipe-Gravity ☐ Conductor Pipe-Pumped
☒ Screened & Poured (Bentonite Chips) ☐ Other (Explain)

Sealing Materials
☐ Neat Cement Grout ☐ Clay-Sand Slurry (11 lb./gal. wt.)
☐ Sand-Cement (Concrete) Grout ☐ Bentonite-Sand Slurry " "
☐ Concrete ☒ Bentonite Chips

For Monitoring Wells and Monitoring Well Boreholes Only:
☐ Bentonite Chips ☐ Bentonite - Cement Grout
☐ Granular Bentonite ☐ Bentonite - Sand Slurry

5. Material Used to Fill Well / Drillhole	From (ft.)	To (ft.)	No. Yards, Sacks Sealant or Volume (circle one)	Mix Ratio or Mud Weight
3/8" pure Wyoming sodium bentonite	Surface	10.0	0.22	

6. Comments

7. Supervision of Work

Name of Person or Firm Doing Filling & Sealing	License #	Date of Filling & Sealing (mm/dd/yyyy)
Gage Kapugi On-site Environmental		3/5/2020

Street or Route	Telephone Number
PO Box 280	

City	State	ZIP Code
Sun Prairie	WI	53590

Signature of Person Doing Work: *Gage Kapugi*
Date Signed: 3/5/2020

DNR Use Only

Date Received	Noted By

Comments:

State of Wis., Dept. of Natural Resources
dnr.wi.gov

Well / Drillhole / Borehole Filling & Sealing

Form 3300-5 (R 4/08)

Notice: Completion of this report is required by chs. 160, 281, 283, 289, 291-293, 295, and 299, Wis. Stats., and ch. NR 141, Wis. Adm. Code. In accordance with chs. 281, 289, 291-293, 295, and 299, Wis. Stats., failure to file this form may result in a forfeiture of between $10-25,000, or imprisonment for up to one year, depending on the program and conduct involved. Personally identifiable information on this form is not intended to be used for any other purpose. Return this form to the appropriate DNR office and bureau. See instructions on reverse for more information.

☐ Verification Only of Fill and Seal

Route to:
☐ Drinking Water ☐ Watershed/Wastewater ☒ Remediation/Redevelopment
☐ Waste Management ☐ Other

1. Well Location Information

County	WI Unique Well # of Removed Well	Hicap #
Rock	SP-111	

Lattitude / Longitude (Degrees and Minutes): ° ' " 'W ; ° ' " 'N
Method Code (see instructions):

¼ / ¼	¼	Section	Township	Range
NE	SW	3	4	12 ☒ E ☐ W

or Gov't Lot #

Well Street Address: 407 N. Main Street

Well City, Village or Town	Well ZIP Code
Edgerton	

Subdivision Name	Lot #

Reason For Removal From Service	WI Unique Well # of Replacement Well
Temp Well Removed	

2. Facility / Owner Information

Facility Name: Shoe Factory Site
Facility ID (FID or PWS):
License/Permit/Monitoring #: SP-111
Original Well Owner:
Present Well Owner: City of Edgerton
Mailing Address of Present Owner: 12 Albion Street

City of Present Owner	State	ZIP Code
Edgerton	WI	53534

3. Well / Drillhole / Borehole Information

☒ Monitoring Well ☐ Water Well ☐ Drillhole / Borehole

Original Construction Date:
If a Well Construction Report is available, please attach.

Construction Type:
☒ Drilled ☐ Driven (Sandpoint) ☐ Dug ☐ Other (Specify)

Formation Type:
☒ Unconsolidated Formation ☐ Bedrock

Total Well Depth From Ground Surface (ft)	Casing Diameter (in.)

Lower Drillhole Diameter (in.)	Casing Depth (ft.)
2.00	

Was well annular space grouted? ☐ Yes ☒ No ☐ Unknown

If yes, to what depth (feet)?	Depth to Water (feet)
	4.2

4. Pump, Liner, Screen, Casing & Sealing Material

Pump and piping removed?	☐ Yes	☐ No	☒ N/A
Liner(s) removed?	☐ Yes	☐ No	☒ N/A
Screen removed?	☒ Yes	☐ No	☐ N/A
Casing left in place?	☐ Yes	☒ No	☐ N/A
Was casing cut off below surface?	☐ Yes	☐ No	☒ N/A
Did sealing material rise to surface?	☐ Yes	☒ No	☐ N/A
Did material settle after 24 hours?	☐ Yes	☒ No	☐ N/A
If yes, was hole retopped?	☐ Yes	☒ No	☐ N/A
If bentonite chips were used, were they hydrated with water from a known safe source	☐ Yes	☐ No	☒ N/A

Required Method of Placing Sealing Material
☐ Conductor Pipe-Gravity ☐ Conductor Pipe-Pumped
☒ Screened & Poured (Bentonite Chips) ☐ Other (Explain)

Sealing Materials
☐ Neat Cement Grout ☐ Clay-Sand Slurry (11 lb./gal. wt.)
☐ Sand-Cement (Concrete) Grout ☐ Bentonite-Sand Slurry " "
☐ Concrete ☒ Bentonite Chips

For Monitoring Wells and Monitoring Well Boreholes Only:
☒ Bentonite Chips ☐ Bentonite - Cement Grout
☐ Granular Bentonite ☐ Bentonite - Sand Slurry

5. Material Used to Fill Well / Drillhole	From (ft.)	To (ft.)	No. Yards, Sacks Sealant or Volume (circle one)	Mix Ratio or Mud Weight
3/8" pure Wyoming sodium bentonite	Surface	15.0	0.33	

6. Comments

7. Supervision of Work

Name of Person or Firm Doing Filling & Sealing	License #	Date of Filling & Sealing (mm/dd/yyyy)
Joel MacKinney AECOM		3/6/2020

Street or Route	Telephone Number
1555 N. RiverCenter Drie, Suite 214	

City	State	ZIP Code	Signature of Person Doing Work	Date Signed
Milwaukee	WI	53212	Joel MacKinney	3/19/2020

DNR Use Only

Date Received	Noted By

Comments:

State of Wis., Dept. of Natural Resources
dnr.wi.gov

Well / Drillhole / Borehole Filling & Sealing

Form 3300-5 (R 4/08)

Notice: Completion of this report is required by chs. 160, 281, 283, 289, 291-293, 295, and 299, Wis. Stats., and ch. NR 141, Wis. Adm. Code. In accordance with chs. 281, 289, 291-293, 295, and 299, Wis. Stats., failure to file this form may result in a forfeiture of between $10-25,000, or imprisonment for up to one year, depending on the program and conduct involved. Personally identifiable information on this form is not intended to be used for any other purpose. Return this form to the appropriate DNR office and bureau. See instructions on reverse for more information.

☐ Verification Only of Fill and Seal

Route to:
☐ Drinking Water ☐ Watershed/Wastewater ☒ Remediation/Redevelopment
☐ Waste Management ☐ Other

1. Well Location Information

County	WI Unique Well # of Removed Well	Hicap #
Rock		

Lattitude / Longitude (Degrees and Minutes) ° ' " 'W / ° ' " 'N — Method Code (see instructions):

¼ / ¼	¼	Section	Township	Range
NE	SW	3	4	12 ☒ E ☐ W

or Gov't Lot #

Well Street Address: 407 N. Main Street

Well City, Village or Town	Well ZIP Code
Edgerton	

Subdivision Name	Lot #

Reason For Removal From Service	WI Unique Well # of Replacement Well
Borehole only	

2. Facility / Owner Information

Facility Name: Shoe Factory Site
Facility ID (FID or PWS):
License/Permit/Monitoring #: SP-112
Original Well Owner:
Present Well Owner: City of Edgerton
Mailing Address of Present Owner: 12 Albion Street

City of Present Owner	State	ZIP Code
Edgerton	WI	53534

3. Well / Drillhole / Borehole Information

☐ Monitoring Well ☐ Water Well ☐ Drillhole / Borehole

Original Construction Date:

If a Well Construction Report is available, please attach.

Construction Type:
☒ Drilled ☐ Driven (Sandpoint) ☐ Dug ☐ Other (Specify)

Formation Type:
☒ Unconsolidated Formation ☐ Bedrock

Total Well Depth From Ground Surface (ft)	Casing Diameter (in.)

Lower Drillhole Diameter (in.)	Casing Depth (ft.)

Was well annular space grouted? ☐ Yes ☐ No ☒ Unknown

If yes, to what depth (feet)?	Depth to Water (feet)

4. Pump, Liner, Screen, Casing & Sealing Material

Pump and piping removed?	☐ Yes	☐ No	☒ N/A
Liner(s) removed?	☐ Yes	☐ No	☒ N/A
Screen removed?	☐ Yes	☐ No	☒ N/A
Casing left in place?	☐ Yes	☐ No	☒ N/A
Was casing cut off below surface?	☐ Yes	☐ No	☒ N/A
Did sealing material rise to surface?	☐ Yes	☐ No	☒ N/A
Did material settle after 24 hours?	☐ Yes	☒ No	☐ N/A
If yes, was hole retopped?	☐ Yes	☐ No	☒ N/A
If bentonite chips were used, were they hydrated with water from a known safe source	☐ Yes	☐ No	☒ N/A

Required Method of Placing Sealing Material
☐ Conductor Pipe-Gravity ☐ Conductor Pipe-Pumped
☒ Screened & Poured ☐ Other (Explain)
(Bentonite Chips)

Sealing Materials
☐ Neat Cement Grout ☐ Clay-Sand Slurry (11 lb./gal. wt.)
☐ Sand-Cement (Concrete) Grout ☐ Bentonite-Sand Slurry " "
☐ Concrete ☒ Bentonite Chips

For Monitoring Wells and Monitoring Well Boreholes Only:
☐ Bentonite Chips ☐ Bentonite - Cement Grout
☐ Granular Bentonite ☐ Bentonite - Sand Slurry

5. Material Used to Fill Well / Drillhole	From (ft.)	To (ft.)	No. Yards, Sacks Sealant or Volume (circle one)	Mix Ratio or Mud Weight
3/8" pure Wyoming sodium bentonite	Surface	10.0	0.22	

6. Comments

7. Supervision of Work

Name of Person or Firm Doing Filling & Sealing	License #	Date of Filling & Sealing (mm/dd/yyyy)
Gage Kapugi On-site Environmental		3/5/2020

Street or Route	Telephone Number
PO Box 280	

City	State	ZIP Code
Sun Prairie	WI	53590

Signature of Person Doing Work: *Gage Kapugi*
Date Signed: 3/5/2020

DNR Use Only

Date Received	Noted By

Comments:

State of Wis., Dept. of Natural Resources
dnr.wi.gov

Well / Drillhole / Borehole Filling & Sealing

Form 3300-5 (R 4/08)

Notice: Completion of this report is required by chs. 160, 281, 283, 289, 291-293, 295, and 299, Wis. Stats., and ch. NR 141, Wis. Adm. Code. In accordance with chs. 281, 289, 291-293, 295, and 299, Wis. Stats., failure to file this form may result in a forfeiture of between $10-25,000, or imprisonment for up to one year, depending on the program and conduct involved. Personally identifiable information on this form is not intended to be used for any other purpose. Return this form to the appropriate DNR office and bureau. See instructions on reverse for more information.

☐ Verification Only of Fill and Seal

Route to:
☐ Drinking Water ☐ Watershed/Wastewater ☒ Remediation/Redevelopment
☐ Waste Management ☐ Other

1. Well Location Information

County	WI Unique Well # of Removed Well	Hicap #
Rock	SP-113	

Lattitude / Longitude (Degrees and Minutes): ° ' " 'W ; ° ' " 'N
Method Code (see instructions):

¼ / ¼	¼	Section	Township	Range
NE	SW	3	4	12 ☒ E ☐ W

or Gov't Lot #

Well Street Address: 407 N. Main Street

Well City, Village or Town	Well ZIP Code
Edgerton	

Subdivision Name	Lot #

Reason For Removal From Service	WI Unique Well # of Replacement Well
Temp Well Removed	

2. Facility / Owner Information

Facility Name: Shoe Factory Site
Facility ID (FID or PWS):
License/Permit/Monitoring #: SP-113
Original Well Owner:
Present Well Owner: City of Edgerton
Mailing Address of Present Owner: 12 Albion Street

City of Present Owner	State	ZIP Code
Edgerton	WI	53534

3. Well / Drillhole / Borehole Information

☒ Monitoring Well ☐ Water Well ☐ Drillhole / Borehole

Original Construction Date:
If a Well Construction Report is available, please attach.

Construction Type:
☒ Drilled ☐ Driven (Sandpoint) ☐ Dug ☐ Other (Specify)

Formation Type:
☒ Unconsolidated Formation ☐ Bedrock

Total Well Depth From Ground Surface (ft)	Casing Diameter (in.)

Lower Drillhole Diameter (in.)	Casing Depth (ft.)
2.00	

Was well annular space grouted? ☐ Yes ☒ No ☐ Unknown

If yes, to what depth (feet)?	Depth to Water (feet)
	6.4

4. Pump, Liner, Screen, Casing & Sealing Material

Pump and piping removed?	☐ Yes	☐ No	☒ N/A
Liner(s) removed?	☐ Yes	☐ No	☒ N/A
Screen removed?	☒ Yes	☐ No	☐ N/A
Casing left in place?	☐ Yes	☒ No	☐ N/A
Was casing cut off below surface?	☐ Yes	☐ No	☒ N/A
Did sealing material rise to surface?	☐ Yes	☒ No	☐ N/A
Did material settle after 24 hours?	☐ Yes	☒ No	☐ N/A
If yes, was hole retopped?	☐ Yes	☒ No	☐ N/A
If bentonite chips were used, were they hydrated with water from a known safe source	☐ Yes	☐ No	☒ N/A

Required Method of Placing Sealing Material
☐ Conductor Pipe-Gravity ☐ Conductor Pipe-Pumped
☒ Screened & Poured (Bentonite Chips) ☐ Other (Explain)

Sealing Materials
☐ Neat Cement Grout ☐ Clay-Sand Slurry (11 lb./gal. wt.)
☐ Sand-Cement (Concrete) Grout ☐ Bentonite-Sand Slurry " "
☐ Concrete ☒ Bentonite Chips

For Monitoring Wells and Monitoring Well Boreholes Only:
☒ Bentonite Chips ☐ Bentonite - Cement Grout
☐ Granular Bentonite ☐ Bentonite - Sand Slurry

5. Material Used to Fill Well / Drillhole	From (ft.)	To (ft.)	No. Yards, Sacks Sealant or Volume (circle one)	Mix Ratio or Mud Weight
3/8" pure Wyoming sodium bentonite	Surface	15.0	0.33	

6. Comments

7. Supervision of Work

Name of Person or Firm Doing Filling & Sealing	License #	Date of Filling & Sealing (mm/dd/yyyy)
Joel MacKinney AECOM		3/6/2020

Street or Route	Telephone Number
1555 N. RiverCenter Drie, Suite 214	

City	State	ZIP Code
Milwaukee	WI	53212

Signature of Person Doing Work: *Joel MacKinney*
Date Signed: 3/19/2020

DNR Use Only

Date Received	Noted By

Comments:

State of Wis., Dept. of Natural Resources
dnr.wi.gov

Well / Drillhole / Borehole Filling & Sealing

Form 3300-5 (R 4/08)

Notice: Completion of this report is required by chs. 160, 281, 283, 289, 291-293, 295, and 299, Wis. Stats., and ch. NR 141, Wis. Adm. Code. In accordance with chs. 281, 289, 291-293, 295, and 299, Wis. Stats., failure to file this form may result in a forfeiture of between $10-25,000, or imprisonment for up to one year, depending on the program and conduct involved. Personally identifiable information on this form is not intended to be used for any other purpose. Return this form to the appropriate DNR office and bureau. See instructions on reverse for more information.

☐ Verification Only of Fill and Seal

Route to:
☐ Drinking Water ☐ Watershed/Wastewater ☒ Remediation/Redevelopment
☐ Waste Management ☐ Other

1. Well Location Information

County	WI Unique Well # of Removed Well	Hicap #
Rock	SP-114	

Lattitude / Longitude (Degrees and Minutes) ° ' " 'W / ° ' " 'N
Method Code (see instructions)

¼ / ¼	¼	Section	Township	Range
NE	SW	3	4	12 ☒ E ☐ W

or Gov't Lot #

Well Street Address: 407 N. Main Street

Well City, Village or Town	Well ZIP Code
Edgerton	

Subdivision Name	Lot #

Reason For Removal From Service	WI Unique Well # of Replacement Well
Temp Well Removed	

2. Facility / Owner Information

Facility Name: Shoe Factory Site
Facility ID (FID or PWS):
License/Permit/Monitoring #: SP-114
Original Well Owner:
Present Well Owner: City of Edgerton
Mailing Address of Present Owner: 12 Albion Street

City of Present Owner	State	ZIP Code
Edgerton	WI	53534

3. Well / Drillhole / Borehole Information

☒ Monitoring Well ☐ Water Well ☐ Drillhole / Borehole

Original Construction Date:
If a Well Construction Report is available, please attach.

Construction Type:
☒ Drilled ☐ Driven (Sandpoint) ☐ Dug ☐ Other (Specify)

Formation Type:
☒ Unconsolidated Formation ☐ Bedrock

Total Well Depth From Ground Surface (ft)	Casing Diameter (in.)

Lower Drillhole Diameter (in.)	Casing Depth (ft.)
2.00	

Was well annular space grouted? ☐ Yes ☒ No ☐ Unknown

If yes, to what depth (feet)?	Depth to Water (feet)
	5.8

4. Pump, Liner, Screen, Casing & Sealing Material

Pump and piping removed?	☐ Yes	☐ No	☒ N/A
Liner(s) removed?	☐ Yes	☐ No	☒ N/A
Screen removed?	☒ Yes	☐ No	☐ N/A
Casing left in place?	☐ Yes	☒ No	☐ N/A
Was casing cut off below surface?	☐ Yes	☐ No	☒ N/A
Did sealing material rise to surface?	☐ Yes	☒ No	☐ N/A
Did material settle after 24 hours?	☐ Yes	☒ No	☐ N/A
If yes, was hole retopped?	☐ Yes	☒ No	☐ N/A
If bentonite chips were used, were they hydrated with water from a known safe source	☐ Yes	☐ No	☒ N/A

Required Method of Placing Sealing Material
☐ Conductor Pipe-Gravity ☐ Conductor Pipe-Pumped
☒ Screened & Poured (Bentonite Chips) ☐ Other (Explain)

Sealing Materials
☐ Neat Cement Grout ☐ Clay-Sand Slurry (11 lb./gal. wt.)
☐ Sand-Cement (Concrete) Grout ☐ Bentonite-Sand Slurry " "
☐ Concrete ☒ Bentonite Chips

For Monitoring Wells and Monitoring Well Boreholes Only:
☒ Bentonite Chips ☐ Bentonite - Cement Grout
☐ Granular Bentonite ☐ Bentonite - Sand Slurry

5. Material Used to Fill Well / Drillhole	From (ft.)	To (ft.)	No. Yards, Sacks Sealant or Volume (circle one)	Mix Ratio or Mud Weight
3/8" pure Wyoming sodium bentonite	Surface	15.0	0.33	

6. Comments

7. Supervision of Work

Name of Person or Firm Doing Filling & Sealing	License #	Date of Filling & Sealing (mm/dd/yyyy)
Joel MacKinney AECOM		3/6/2020

Street or Route	Telephone Number
1555 N. RiverCenter Drie, Suite 214	

City	State	ZIP Code
Milwaukee	WI	53212

Signature of Person Doing Work: *Joel MacKinney*
Date Signed: 3/19/2020

DNR Use Only

Date Received	Noted By

Comments:

State of Wis., Dept. of Natural Resources
dnr.wi.gov

Well / Drillhole / Borehole Filling & Sealing

Form 3300-5 (R 4/08)

Notice: Completion of this report is required by chs. 160, 281, 283, 289, 291-293, 295, and 299, Wis. Stats., and ch. NR 141, Wis. Adm. Code. In accordance with chs. 281, 289, 291-293, 295, and 299, Wis. Stats., failure to file this form may result in a forfeiture of between $10-25,000, or imprisonment for up to one year, depending on the program and conduct involved. Personally identifiable information on this form is not intended to be used for any other purpose. Return this form to the appropriate DNR office and bureau. See instructions on reverse for more information.

☐ Verification Only of Fill and Seal

Route to:
☐ Drinking Water ☐ Watershed/Wastewater ☒ Remediation/Redevelopment
☐ Waste Management ☐ Other

1. Well Location Information

County	WI Unique Well # of Removed Well	Hicap #
Rock		

Lattitude / Longitude (Degrees and Minutes): ° ' " 'W / ° ' " 'N
Method Code (see instructions):

¼ / ¼	¼	Section	Township	Range
NE	SW	3	4	12 ☒ E ☐ W

or Gov't Lot #

Well Street Address: 407 N. Main Street

Well City, Village or Town	Well ZIP Code
Edgerton	

Subdivision Name	Lot #

Reason For Removal From Service	WI Unique Well # of Replacement Well
Borehole only	

2. Facility / Owner Information

Facility Name: Shoe Factory Site
Facility ID (FID or PWS):
License/Permit/Monitoring #: SP-115
Original Well Owner:
Present Well Owner: City of Edgerton
Mailing Address of Present Owner: 12 Albion Street

City of Present Owner	State	ZIP Code
Edgerton	WI	53534

3. Well / Drillhole / Borehole Information

☐ Monitoring Well
☐ Water Well
☐ Drillhole / Borehole

Original Construction Date:
If a Well Construction Report is available, please attach.

Construction Type:
☒ Drilled ☐ Driven (Sandpoint) ☐ Dug
☐ Other (Specify)

Formation Type:
☒ Unconsolidated Formation ☐ Bedrock

Total Well Depth From Ground Surface (ft)	Casing Diameter (in.)

Lower Drillhole Diameter (in.)	Casing Depth (ft.)

Was well annular space grouted? ☐ Yes ☐ No ☒ Unknown

If yes, to what depth (feet)?	Depth to Water (feet)

4. Pump, Liner, Screen, Casing & Sealing Material

Pump and piping removed?	☐ Yes	☐ No	☒ N/A
Liner(s) removed?	☐ Yes	☐ No	☒ N/A
Screen removed?	☐ Yes	☐ No	☒ N/A
Casing left in place?	☐ Yes	☐ No	☒ N/A
Was casing cut off below surface?	☐ Yes	☐ No	☒ N/A
Did sealing material rise to surface?	☐ Yes	☐ No	☒ N/A
Did material settle after 24 hours?	☐ Yes	☒ No	☐ N/A
If yes, was hole retopped?	☐ Yes	☐ No	☒ N/A
If bentonite chips were used, were they hydrated with water from a known safe source	☐ Yes	☐ No	☒ N/A

Required Method of Placing Sealing Material
☐ Conductor Pipe-Gravity ☐ Conductor Pipe-Pumped
☒ Screened & Poured ☐ Other (Explain)
(Bentonite Chips)

Sealing Materials
☐ Neat Cement Grout ☐ Clay-Sand Slurry (11 lb./gal. wt.)
☐ Sand-Cement (Concrete) Grout ☐ Bentonite-Sand Slurry " "
☐ Concrete ☒ Bentonite Chips

For Monitoring Wells and Monitoring Well Boreholes Only:
☐ Bentonite Chips ☐ Bentonite - Cement Grout
☐ Granular Bentonite ☐ Bentonite - Sand Slurry

5. Material Used to Fill Well / Drillhole	From (ft.)	To (ft.)	No. Yards, Sacks Sealant or Volume (circle one)	Mix Ratio or Mud Weight
3/8" pure Wyoming sodium bentonite	Surface	10.0	0.22	

6. Comments

7. Supervision of Work

Name of Person or Firm Doing Filling & Sealing	License #	Date of Filling & Sealing (mm/dd/yyyy)
Gage Kapugi On-site Environmental		3/5/2020

Street or Route	Telephone Number
PO Box 280	

City	State	ZIP Code
Sun Prairie	WI	53590

Signature of Person Doing Work: *Gage Kapugi*
Date Signed: 3/5/2020

DNR Use Only

Date Received	Noted By

Comments:

State of Wis., Dept. of Natural Resources
dnr.wi.gov

Well / Drillhole / Borehole Filling & Sealing

Form 3300-5 (R 4/08)

Notice: Completion of this report is required by chs. 160, 281, 283, 289, 291-293, 295, and 299, Wis. Stats., and ch. NR 141, Wis. Adm. Code. In accordance with chs. 281, 289, 291-293, 295, and 299, Wis. Stats., failure to file this form may result in a forfeiture of between $10-25,000, or imprisonment for up to one year, depending on the program and conduct involved. Personally identifiable information on this form is not intended to be used for any other purpose. Return this form to the appropriate DNR office and bureau. See instructions on reverse for more information.

☐ Verification Only of Fill and Seal

Route to:
☐ Drinking Water ☐ Watershed/Wastewater ☒ Remediation/Redevelopment
☐ Waste Management ☐ Other

1. Well Location Information

County	WI Unique Well # of Removed Well	Hicap #
Rock	SP-116	

Lattitude / Longitude (Degrees and Minutes): ° ' " 'W ; ° ' " 'N
Method Code (see instructions):

¼ / ¼	¼	Section	Township	Range
NE	SW	3	4	12 ☒ E ☐ W

or Gov't Lot #

Well Street Address: 407 N. Main Street

Well City, Village or Town	Well ZIP Code
Edgerton	

Subdivision Name	Lot #

Reason For Removal From Service	WI Unique Well # of Replacement Well
Temp Well Removed	

2. Facility / Owner Information

Facility Name: Shoe Factory Site
Facility ID (FID or PWS):
License/Permit/Monitoring #: SP-116
Original Well Owner:
Present Well Owner: City of Edgerton
Mailing Address of Present Owner: 12 Albion Street

City of Present Owner	State	ZIP Code
Edgerton	WI	53534

3. Well / Drillhole / Borehole Information

☒ Monitoring Well ☐ Water Well ☐ Drillhole / Borehole

Original Construction Date:
If a Well Construction Report is available, please attach.

Construction Type:
☒ Drilled ☐ Driven (Sandpoint) ☐ Dug ☐ Other (Specify)

Formation Type:
☒ Unconsolidated Formation ☐ Bedrock

Total Well Depth From Ground Surface (ft)	Casing Diameter (in.)

Lower Drillhole Diameter (in.)	Casing Depth (ft.)
2.00	

Was well annular space grouted? ☐ Yes ☒ No ☐ Unknown

If yes, to what depth (feet)?	Depth to Water (feet)
	5.5

4. Pump, Liner, Screen, Casing & Sealing Material

Pump and piping removed?	☐ Yes	☐ No	☒ N/A
Liner(s) removed?	☐ Yes	☐ No	☒ N/A
Screen removed?	☒ Yes	☐ No	☐ N/A
Casing left in place?	☐ Yes	☒ No	☐ N/A
Was casing cut off below surface?	☐ Yes	☐ No	☒ N/A
Did sealing material rise to surface?	☐ Yes	☒ No	☐ N/A
Did material settle after 24 hours?	☐ Yes	☒ No	☐ N/A
If yes, was hole retopped?	☐ Yes	☒ No	☐ N/A
If bentonite chips were used, were they hydrated with water from a known safe source	☐ Yes	☐ No	☒ N/A

Required Method of Placing Sealing Material
☐ Conductor Pipe-Gravity ☐ Conductor Pipe-Pumped
☒ Screened & Poured (Bentonite Chips) ☐ Other (Explain)

Sealing Materials
☐ Neat Cement Grout ☐ Clay-Sand Slurry (11 lb./gal. wt.)
☐ Sand-Cement (Concrete) Grout ☐ Bentonite-Sand Slurry " "
☐ Concrete ☒ Bentonite Chips

For Monitoring Wells and Monitoring Well Boreholes Only:
☒ Bentonite Chips ☐ Bentonite - Cement Grout
☐ Granular Bentonite ☐ Bentonite - Sand Slurry

5. Material Used to Fill Well / Drillhole	From (ft.)	To (ft.)	No. Yards, Sacks Sealant or Volume (circle one)	Mix Ratio or Mud Weight
3/8" pure Wyoming sodium bentonite	Surface	15.0	0.33	

6. Comments

7. Supervision of Work

Name of Person or Firm Doing Filling & Sealing	License #	Date of Filling & Sealing (mm/dd/yyyy)
Joel MacKinney AECOM		3/6/2020

Street or Route	Telephone Number
1555 N. RiverCenter Drie, Suite 214	

City	State	ZIP Code
Milwaukee	WI	53212

Signature of Person Doing Work: *Joel MacKinney*
Date Signed: 3/19/2020

DNR Use Only

Date Received	Noted By

Comments:

Appendix B Laboratory Data Validation Memos

AECOM Environment
1555 N. RiverCenter Drive, Suite 214, Milwaukee, WI 53212
T 414.944.6080 F 414.944.6081 www.aecom.com

AECOM

Memorandum

Date: April 6, 2020

To: Lanette Altenbach, Project Manager (PG)

From: Lisa Smith, Environmental Chemist (CEAC)

Subject: PFAS Data Validation for Groundwater Samples
Phase II Environmental Site Assessment
Shoe Factory Site, Edgerton, Wisconsin

SUMMARY

Data validation was performed on the analytical results of the groundwater samples collected at the Shoe Factory Site in Edgerton, Wisconsin on March 5 and 6, 2020 and submitted to Vista Analytical Laboratory (Vista) El Dorado Hills, CA for analysis. Vista processed the samples and reported the results under Work Order (WO) 2000512.

The analytical data were evaluated with reference to the Data Review and Validation Guidelines for Perfluoroalkyl Substances (PFASs) Analyzed Using EPA Method 537 (November 2018) and Wisconsin PFAS Aqueous (Non-Potable Water) and Non-Aqueous Matrices Method Expectations (December 16, 2019). Laboratory control limits and/or method criteria were used as appropriate as the basis for validation actions.

Based on the results of the validation, the data are valid as reported and may be used for decision making purpose. Some data required qualifications as discussed below and summarized in Table 1 and two results for sample SP-116 were rejected (R). Data validation qualifiers override any assigned laboratory data flags. Results reported below the reporting limit (RL) were qualified as estimated (J) by the laboratory; qualifications of these results were accepted by the validator, but are not shown in Table 1.

METHODS

The samples were analyzed by the methods listed below.

Analyte Group	Method	Number of Samples
PFAS	EPA 537 (modified)	8 Groundwater Samples, 1 Field Duplicate, 1 Field Blanks and 3 Equipment Blanks

AECOM Environment
1555 N. RiverCenter Drive, Suite 214, Milwaukee, WI 53212
T 414.944.6080 F 414.944.6081 www.aecom.com

REVIEW ELEMENTS

A limited data validation was performed on the samples. Quality control (QC) parameters listed below were reviewed, if applicable to the methodology.

Limited Validation
Holding Time
Method Blanks
Field and Equipment Blanks
Isotope Dilution (Labeled Analog) Results
Laboratory Control Samples
Field Duplicates
Quantitation Limits

DISCUSSION

Sample Receipt

Samples were received at the laboratory intact, within the temperature criteria of < 6 ºC, and in good condition. The laboratory indicated that one of the two bottles received for sample EB- well screen was empty. The laboratory was able to analyze the remaining intact bottle and report results for this equipment blank. In addition, the second page of the chain of custody did not list the number of bottles, bottle type, and sample matrix. The AECOM project manager indicated the matrix for these samples as aqueous.

Holding Times

Samples were extracted within the 28-day holding time, and analyzed within 30 days of extraction.

Method Blanks

Laboratory blanks are analyzed to assess contamination from laboratory procedures. Method blanks were analyzed at the correct frequency. Analytes were not detected in the method blank.

Equipment and Field Blanks

One field blank and three equipment blanks were collected to assess contamination from field procedures. Analytes were not detected in the field and equipment blanks, with the exceptions listed below.

Blank ID	Compound	Units	Blank Concentration	Results Qualified
Field Blank	NEtFOSAA	ng/L	1.55 J	The detect for sample SP-107 was above the RL, but within 5 times the blank concentration and qualified as estimated biased high (J+).
EB- DRILL ROD	Perfluorooctanesulfonic acid (PFOS)	ng/L	2.76 J	The detect for sample SP-102 was above the RL, but within 5 times the blank concentration and qualified as estimated biased high (J+).

AECOM Environment
1555 N. RiverCenter Drive, Suite 214, Milwaukee, WI 53212
T 414.944.6080 F 414.944.6081 www.aecom.com

AECOM

Isotope Dilution (Labeled Analog) Results

Labeled analogs are spiked into all field samples, field QC samples, and method QC samples and are used during quantitation and to evaluate accuracy. Recoveries (%Rs) were within acceptable limits, with the exception of samples listed below. Results qualified are also listed below. Two results for sample SP-116 were rejected (R) due to severe inabilities to recover the labeled analog.

Sample ID	Labeled Analog	% Recovery	Recovery Limits	Qualifications
SP-116	d3-MeFOSA	9.6	10-150	Rejected (R)
	d5-EtFOSA	9.1	10-150	Rejected (R)

Laboratory Control Samples (LCSs)

LCSs are analyzed to monitor the accuracy of the analytical method independent of matrix effects. LCS recoveries were within the 50% to 150% limits for low range LCSs.

Quantitation

Results associated with ion transition ratios that were outside of acceptance criteria were qualified as estimated (J).

Field Duplicates

Field duplicates are collected to assess the overall precision of field sampling and laboratory analysis. One field duplicate sample was collected, and field precision is summarized below. RPDs for the field duplicate pair were within the 30 percent limit for water sample, or were within 50% for results within ± 2 times the reporting limit (RL), with the exception of perfluorooctane sulfonamide (PFOSA) which had an RPD of 50.3%. PFOSA results for sample SP-107 and SP-107 DUP were qualified as estimated (J).

Sample & Compound(s)	Units	RL (max)	Sample Concentration	Field Duplicate Concentration	RPD (%)
SP-107/SP-107 DUP:					
Perfluorobutanesulfonic acid	ng/L	4.42	4.24 J	4.71	10.5
Perfluorobutanoic acid	ng/L	4.42	19	21.4	11.9
Perfluoroheptanesulfonic acid	ng/L	4.42	3.23 J	2.76 J	15.7
Perfluoroheptanoic acid	ng/L	4.42	3.47 J	4.83	32.8
Perfluorohexanesulfonoic acid	ng/L	4.42	8.41	9.04	7.2
Perfluorohexanoic acid	ng/L	4.42	4.51	5.11	12.5
Perfluorononaoic acid	ng/L	4.42	1.19 J	1.54 J	25.6
Perfluorooctane sulfonamide	ng/L	4.42	6.34	10.6	**50.3**
Perfluorooctanesulfonic acid	ng/L	4.42	151	162	7
Perfluorooctanoic acid	ng/L	4.42	31.3	32.9	5
Perfluoropentanoic acid	ng/L	4.42	4.94	5.69	14.1

Results qualified nondetect due to contamination are not included in the table.

AECOM Environment
1555 N. RiverCenter Drive, Suite 214, Milwaukee, WI 53212
T 414.944.6080 F 414.944.6081 www.aecom.com

Validation Flags

Table 1 – Data Validation Summary of Qualified Data

Sample ID	Analyte	Units	Validation Qualifier[1]	Reason Code[2]
SP-107	EtFOSAA	ng/L	J+	fb
SP-102	PFOS	ng/L	J+	eb
SP-116	MeFOSA	ng/L	R	id
	EtFOSA	ng/L	R	id
EB- drill rod	PFOS	ng/L	J	q
Field Blank	EtFOSAA	ng/L	J	q
SP-102	PFOSA	ng/L	J	q
	PFOS	ng/L	J	q
SP-104	PFHpA	ng/L	J	q
	PFOA	ng/L	J	q
	PFNA	ng/L	J	q
SP-107	PFBS	ng/L	J	q
	PFHxA	ng/L	J	q
	PFHpA	ng/L	J	q
	PFHpS	ng/L	J	q
	PFOSA	ng/L	J	q
	PFNA	ng/L	J	q
	EtFOSAA	ng/L	J	q
SP-107 Dup	PFHpA	ng/L	J	q
	PFHpS	ng/L	J	q
	PFNA	ng/L	J	q
SP-109	PFPeS	ng/L	J	q
	PFHxA	ng/L	J	q
	PFHpA	ng/L	J	q
SP-113	PFOS	ng/L	J	q
SP-114	PFHpA	ng/L	J	q
	PFOSA	ng/L	J	q
	PFNA	ng/L	J	q
SP-111	PFOSA	ng/L	J	q
SP-116	PFHpA	ng/L	J	q
SP-107 SP-107 DUP	PFOSA	ng/L	J	fd

(1): Data Validation Qualifiers:
J: The analyte was positively identified. The associated numerical value is estimated (+/- indicates the direction of bias).
R: The data are unusable. The sample results are rejected due to serious deficiencies in meeting QC criteria. The analyte may or may not be present in the sample.

(2): Reason Codes:

eb	Equipment blank
fb	Field Blank
fd	Field Duplicate
id	Isotope dilution
q	Quantitation (ion transition ratios

AECOM Environment
1555 N. RiverCenter Drive, Suite 214, Milwaukee, WI 53212
T 414.944.6080 F 414.944.6081 www.aecom.com

Memorandum

Date: March 19, 2020

To: Lanette Altenbach, Project Manager (PG)

From: Lisa Smith, Environmental Chemist (CEAC)

Subject: Data Validation - Analytical Results for Soil and Groundwater Samples
Phase II Environmental Site Assessment
Shoe Factory Site, Edgerton, Wisconsin

SUMMARY

Data validation was performed on the analytical results of the soil and groundwater samples collected at the Shoe Factory Site in Edgerton, Wisconsin on March 5 and 6, 2020 and submitted to Pace Analytical, Green Bay for analysis. Pace processed the samples and reported the results under sample delivery group (SDG) 40204467.

The analytical data were evaluated with reference to the United States Environmental Protection Agency (USEPA) National Functional Guidelines for Superfund Organic Methods Data Review (January 2017), and National Functional Guidelines for Inorganic Superfund Methods Data Review (January 2017). The National Functional Guidelines were modified to accommodate the non-CLP methodology. Laboratory control limits and/or method criteria were used as appropriate as the basis for validation actions.

Based on the results of the validation, the data are valid as reported and may be used for decision making purpose. Some data required qualifications as discussed below and summarized in Table 1. Data validation qualifiers override any assigned laboratory data flags. Results reported below the limit of quantitation (LOQ) were qualified as estimated (J) by the laboratory; qualifications of these results were accepted by the validator, but are not shown in Table 1.

METHODS

The samples were analyzed by the methods listed below.

Matrix	Analyte Group	Method	Number of Samples
Soil	VOCs PAHs RCRA Metals	SW-846 8260 SW-846 8270 SIM SW-846 6010/7471	33 soil samples 1 Trip Blank (VOCs only)
Groundwater	VOCs	SW-846 8260	8 samples, 1 field duplicate, and 1 trip blank
	PAHs	SW-846 8270 SIM	1 sample

REVIEW ELEMENTS

A limited data validation was performed on the samples. Quality control (QC) parameters listed below were reviewed, if applicable to the methodology.

AECOM Environment
1555 N. RiverCenter Drive, Suite 214, Milwaukee, WI 53212
T 414.944.6080 F 414.944.6081 www.aecom.com

Limited Validation
Holding Time
Method Blanks
Trip Blanks
Surrogate Recoveries
Laboratory Control Samples
Matrix Spikes/Matrix Spike Duplicates
Field Duplicates
Quantitation Limits

DISCUSSION

Sample Receipt

Samples were received at the laboratory intact, properly preserved and in good condition. The samples were received on ice.

Holding Times

Samples were extracted and analyzed within holding times.

Method Blanks

Laboratory blanks are analyzed to assess contamination from laboratory procedures. Method blanks were analyzed at the correct frequency. Analytes were not detected in the associated method blanks, with the exception of mercury. Mercury was detected in the method blank for batch 349788 at a concentration of 0.017 J mg/kg. Associated detects that were less than the LOQ were qualified as nondetect (U), while associated detects that were above the LOQ and within five times the blank concentration were qualified as estimated biased high (J+).

Trip Blanks

Trip blanks are used to assess contamination from sample shipping. Two trip blanks were associated with the sample shipments. Analytes were not detected in the trip blanks.

Surrogate Recoveries

Surrogates are spiked into all field samples, field QC samples, and method QC samples and are used to evaluate accuracy. The surrogates are organic compounds similar to the target compounds in chemical composition and behavior in the analytical process, but are not usually found in environmental samples. Surrogates recoveries were within the laboratory specified QC limits, with the exception of the 2-fluorobiphenyl surrogate for sample SP-103/ 1.5-2.5. The laboratory reported a 2-fluorobiphenyl surrogate recovery of 94%, while the acceptable recovery range is 42% to 92%. Associated PAH detects were qualified as estimated biased high (J+). Surrogates that were diluted out were not evaluated.

Laboratory Control Samples (LCSs)

LCSs are analyzed to monitor the accuracy of the analytical method independent of matrix effects. LCS recoveries were within the laboratory specified QC limits.

Matrix Spike/Matrix Spike Duplicates (MS/MSDs)

MS/MSDs are analyzed to determine the effects of sample matrix on the measurement methodology. MS/MSDs were reported from batch analysis. MS/MSD results were reported for soil sample SP-102/1-2 for ICP metals; sample SP-104/ 13-14 and SP-105/ 4-5 for VOCs; and sample SP-113/ 3-4 for PAHs.

AECOM Environment
1555 N. RiverCenter Drive, Suite 214, Milwaukee, WI 53212
T 414.944.6080 F 414.944.6081 www.aecom.com

The table below summarizes MS/MSD exceedances and qualifications. Non-project MS/MSDs were not applicable and were not evaluated.

Spiked Sample	Compound	MS/MSD % Recovery	Recovery Limits	Results Qualified
SP-102/1-2_0320	Barium	**143**/118	75-125	The barium result for sample SP-102/1-2_0320 was qualified as estimated biased high (J+).

Quantitation

Dilutions were required during analysis of the soil samples due to high sample concentrations. The dilutions were necessary to bring the sample concentrations within the calibration range of the instrument. In addition, some of the soil metals samples were diluted due to matrix interference.

Non-detect VOC soil results were reported on a wet weight basis.

Field Duplicates

Field duplicates are collected to assess the overall precision of field sampling and laboratory analysis. One groundwater field duplicate sample was collected. Analytes were not detected in the field duplicate or parent sample, and precision could not be assessed.

Validation Flags

Table 1 – Data Validation Summary of Qualified Data

Sample ID	Analyte	Units	Validation Qualifier[1]	Reason Code[2]
Soil Samples:				
SP-105/ 4-5_0320 SP-105/ 9-10_0320 SP-110/ 1-2_0320 SP-111/ 1-2_0320 SP-114/ 4-5_0320	Mercury	mg/kg	U	mb
SP-106/ 1-2_0320 SP-108/ 1-2_0320 SP-110/ 8-9_0320 SP-111/ 7-8_0320 SP-112/ 2-3_0320 SP-113/ 5-6_0320 SP-114/ 7-8_0320	Mercury	mg/kg	J+	mb
SP-103/ 1.5-2.5_0320	PAHs	ug/kg	Detects: J+	s
SP-102/1-2_0320	Barium	mg/kg	J+	ms

(1): Data Validation Qualifiers:
J+: The analyte was positively identified. The associated numerical value is estimated biased high.
U: The analyte was analyzed for, but was not detected.

(2): Reason Codes:
mb Method blank
ms Matrix spike
s Surrogate

Appendix C Laboratory Analytical Reports

Pace Analytical Services, LLC
1241 Bellevue Street - Suite 9
Green Bay, WI 54302
(920)469-2436

March 18, 2020

Lanette Altenbach
AECOM, Inc.
1555 N River Center Drive
Suite 214
Milwaukee, WI 53212

RE: Project: 60617051 SHOE FACTORY SITE
Pace Project No.: 40204467

Dear Lanette Altenbach:
Enclosed are the analytical results for sample(s) received by the laboratory on March 10, 2020. The results relate only to the samples included in this report. Results reported herein conform to the most current, applicable TNI/NELAC standards and the laboratory's Quality Assurance Manual, where applicable, unless otherwise noted in the body of the report.

If you have any questions concerning this report, please feel free to contact me.

Sincerely,

Christopher Hyska

Christopher Hyska
christopher.hyska@pacelabs.com
(920)469-2436
Project Manager

Enclosures

This report shall not be reproduced, except in full,
without the written consent of Pace Analytical Services, LLC.

Pace Analytical Services, LLC
1241 Bellevue Street - Suite 9
Green Bay, WI 54302
(920)469-2436

CERTIFICATIONS

Project: 60617051 SHOE FACTORY SITE
Pace Project No.: 40204467

Pace Analytical Services Green Bay
1241 Bellevue Street, Green Bay, WI 54302
Florida/NELAP Certification #: E87948
Illinois Certification #: 200050
Kentucky UST Certification #: 82
Louisiana Certification #: 04168
Minnesota Certification #: 055-999-334
New York Certification #: 12064
North Dakota Certification #: R-150
Virginia VELAP ID: 460263
South Carolina Certification #: 83006001
Texas Certification #: T104704529-14-1
Wisconsin Certification #: 405132750
Wisconsin DATCP Certification #: 105-444
USDA Soil Permit #: P330-16-00157
Federal Fish & Wildlife Permit #: LE51774A-0

This report shall not be reproduced, except in full,
without the written consent of Pace Analytical Services, LLC.

Pace Analytical Services, LLC
1241 Bellevue Street - Suite 9
Green Bay, WI 54302
(920)469-2436

SAMPLE SUMMARY

Project: 60617051 SHOE FACTORY SITE
Pace Project No.: 40204467

Lab ID	Sample ID	Matrix	Date Collected	Date Received
40204467001	TRIP BLANK SOIL	Solid	03/05/20 10:00	03/10/20 09:15
40204467002	SP-102/1-2	Solid	03/05/20 10:25	03/10/20 09:15
40204467003	SP-102/ 4-5	Solid	03/05/20 10:40	03/10/20 09:15
40204467004	SP-101/ 1-2	Solid	03/05/20 11:30	03/10/20 09:15
40204467005	SP-101/ 4-5	Solid	03/05/20 11:35	03/10/20 09:15
40204467006	SP-103/ 1.5-2.5	Solid	03/05/20 11:40	03/10/20 09:15
40204467007	SP-103/ 4-5	Solid	03/05/20 11:45	03/10/20 09:15
40204467008	SP-115/ 4-5	Solid	03/05/20 12:00	03/10/20 09:15
40204467009	SP-115/ 6-7	Solid	03/05/20 12:05	03/10/20 09:15
40204467010	SP-104/ 4-5	Solid	03/05/20 12:30	03/10/20 09:15
40204467011	SP-104/ 9-10	Solid	03/05/20 12:35	03/10/20 09:15
40204467012	SP-104/ 13-14	Solid	03/05/20 12:40	03/10/20 09:15
40204467013	SP-107/ 2-3	Solid	03/05/20 12:45	03/10/20 09:15
40204467014	SP-107/ 4-5	Solid	03/05/20 12:50	03/10/20 09:15
40204467015	SP-109/ 1-2	Solid	03/05/20 13:05	03/10/20 09:15
40204467016	SP-109/ 4-5	Solid	03/05/20 13:10	03/10/20 09:15
40204467017	SP-116/ 1-2	Solid	03/05/20 13:15	03/10/20 09:15
40204467018	SP-116/ 4-5	Solid	03/05/20 13:30	03/10/20 09:15
40204467019	SP-113/ 3-4	Solid	03/05/20 13:45	03/10/20 09:15
40204467020	SP-113/ 5-6	Solid	03/05/20 13:50	03/10/20 09:15
40204467021	SP-114/ 4-5	Solid	03/05/20 14:30	03/10/20 09:15
40204467022	SP-114/ 7-8	Solid	03/05/20 14:35	03/10/20 09:15
40204467023	SP-111/ 1-2	Solid	03/05/20 15:00	03/10/20 09:15
40204467024	SP-111/ 7-8	Solid	03/05/20 15:10	03/10/20 09:15
40204467025	SP-112/ 2-3	Solid	03/05/20 15:15	03/10/20 09:15
40204467026	SP-112/ 4-5	Solid	03/05/20 15:20	03/10/20 09:15
40204467027	SP-110/ 1-2	Solid	03/05/20 15:30	03/10/20 09:15
40204467028	SP-110/ 8-9	Solid	03/05/20 15:35	03/10/20 09:15
40204467029	SP-106/ 1-2	Solid	03/05/20 15:40	03/10/20 09:15
40204467030	SP-106/ 4-5	Solid	03/05/20 15:45	03/10/20 09:15
40204467031	SP-108/ 1-2	Solid	03/05/20 16:00	03/10/20 09:15
40204467032	SP-108/ 4-5	Solid	03/05/20 16:05	03/10/20 09:15
40204467033	SP-105/ 4-5	Solid	03/05/20 16:15	03/10/20 09:15
40204467034	SP-105/ 9-10	Solid	03/05/20 16:20	03/10/20 09:15
40204467035	TRIP BLANK WATERS	Water	03/06/20 09:00	03/10/20 09:15
40204467036	SP-116	Water	03/06/20 09:20	03/10/20 09:15
40204467037	SP-111	Water	03/06/20 10:15	03/10/20 09:15

REPORT OF LABORATORY ANALYSIS

This report shall not be reproduced, except in full,
without the written consent of Pace Analytical Services, LLC.

Pace Analytical Services, LLC
1241 Bellevue Street - Suite 9
Green Bay, WI 54302
(920)469-2436

SAMPLE SUMMARY

Project: 60617051 SHOE FACTORY SITE
Pace Project No.: 40204467

Lab ID	Sample ID	Matrix	Date Collected	Date Received
40204467038	**SP-109**	Water	03/06/20 11:25	03/10/20 09:15
40204467039	**SP-114**	Water	03/06/20 12:45	03/10/20 09:15
40204467040	**SP-113**	Water	03/06/20 13:40	03/10/20 09:15
40204467041	**SP-107**	Water	03/06/20 14:40	03/10/20 09:15
40204467042	**SP-104**	Water	03/06/20 15:50	03/10/20 09:15
40204467043	**SP-102**	Water	03/06/20 16:50	03/10/20 09:15
40204467044	**SP-107 DUP**	Water	03/06/20 14:40	03/10/20 09:15

This report shall not be reproduced, except in full,
without the written consent of Pace Analytical Services, LLC.

Pace Analytical Services, LLC
1241 Bellevue Street - Suite 9
Green Bay, WI 54302
(920)469-2436

SAMPLE ANALYTE COUNT

Project: 60617051 SHOE FACTORY SITE
Pace Project No.: 40204467

Lab ID	Sample ID	Method	Analysts	Analytes Reported	Laboratory
40204467001	**TRIP BLANK SOIL**	EPA 8260	ALD	65	PASI-G
40204467002	**SP-102/1-2**	EPA 6010	TXW	7	PASI-G
		EPA 7471	AJT	1	PASI-G
		EPA 8270 by SIM	JJB	20	PASI-G
		EPA 8260	ALD	65	PASI-G
		ASTM D2974-87	MLR	1	PASI-G
40204467003	**SP-102/ 4-5**	EPA 6010	TXW	7	PASI-G
		EPA 7471	AJT	1	PASI-G
		EPA 8270 by SIM	JJB	20	PASI-G
		EPA 8260	ALD	65	PASI-G
		ASTM D2974-87	MLR	1	PASI-G
40204467004	**SP-101/ 1-2**	EPA 6010	TXW	7	PASI-G
		EPA 7471	AJT	1	PASI-G
		EPA 8270 by SIM	JJB	20	PASI-G
		EPA 8260	ALD	65	PASI-G
		ASTM D2974-87	MLR	1	PASI-G
40204467005	**SP-101/ 4-5**	EPA 6010	TXW	7	PASI-G
		EPA 7471	AJT	1	PASI-G
		EPA 8270 by SIM	JJB	20	PASI-G
		EPA 8260	ALD	65	PASI-G
		ASTM D2974-87	MLR	1	PASI-G
40204467006	**SP-103/ 1.5-2.5**	EPA 6010	TXW	7	PASI-G
		EPA 7471	AJT	1	PASI-G
		EPA 8270 by SIM	JJB	20	PASI-G
		EPA 8260	ALD	65	PASI-G
		ASTM D2974-87	MLR	1	PASI-G
40204467007	**SP-103/ 4-5**	EPA 6010	TXW	7	PASI-G
		EPA 7471	AJT	1	PASI-G
		EPA 8270 by SIM	JJB	20	PASI-G
		EPA 8260	ALD	65	PASI-G
		ASTM D2974-87	MLR	1	PASI-G
40204467008	**SP-115/ 4-5**	EPA 6010	TXW	7	PASI-G
		EPA 7471	AJT	1	PASI-G
		EPA 8270 by SIM	JJB	20	PASI-G
		EPA 8260	ALD	65	PASI-G
		ASTM D2974-87	MLR	1	PASI-G
40204467009	**SP-115/ 6-7**	EPA 6010	TXW	7	PASI-G

This report shall not be reproduced, except in full,
without the written consent of Pace Analytical Services, LLC.

Pace Analytical Services, LLC
1241 Bellevue Street - Suite 9
Green Bay, WI 54302
(920)469-2436

SAMPLE ANALYTE COUNT

Project: 60617051 SHOE FACTORY SITE
Pace Project No.: 40204467

Lab ID	Sample ID	Method	Analysts	Analytes Reported	Laboratory
		EPA 7471	AJT	1	PASI-G
		EPA 8270 by SIM	JJB	20	PASI-G
		EPA 8260	ALD	65	PASI-G
		ASTM D2974-87	MLR	1	PASI-G
40204467010	**SP-104/ 4-5**	EPA 6010	TXW	7	PASI-G
		EPA 7471	AJT	1	PASI-G
		EPA 8270 by SIM	JJB	20	PASI-G
		EPA 8260	ALD	65	PASI-G
		ASTM D2974-87	MLR	1	PASI-G
40204467011	**SP-104/ 9-10**	EPA 6010	TXW	7	PASI-G
		EPA 7471	AJT	1	PASI-G
		EPA 8270 by SIM	JJB	20	PASI-G
		EPA 8260	ALD	65	PASI-G
		ASTM D2974-87	MLR	1	PASI-G
40204467012	**SP-104/ 13-14**	EPA 6010	TXW	7	PASI-G
		EPA 7471	AJT	1	PASI-G
		EPA 8270 by SIM	JJB	20	PASI-G
		EPA 8260	ALD	65	PASI-G
		ASTM D2974-87	MLR	1	PASI-G
40204467013	**SP-107/ 2-3**	EPA 6010	TXW	7	PASI-G
		EPA 7471	AJT	1	PASI-G
		EPA 8270 by SIM	JJB	20	PASI-G
		EPA 8260	ALD	65	PASI-G
		ASTM D2974-87	MLR	1	PASI-G
40204467014	**SP-107/ 4-5**	EPA 6010	TXW	7	PASI-G
		EPA 7471	AJT	1	PASI-G
		EPA 8270 by SIM	JJB	20	PASI-G
		EPA 8260	ALD	65	PASI-G
		ASTM D2974-87	MLR	1	PASI-G
40204467015	**SP-109/ 1-2**	EPA 6010	TXW	7	PASI-G
		EPA 7471	AJT	1	PASI-G
		EPA 8270 by SIM	JJB	20	PASI-G
		EPA 8260	MDS	65	PASI-G
		ASTM D2974-87	MLR	1	PASI-G
40204467016	**SP-109/ 4-5**	EPA 6010	TXW	7	PASI-G
		EPA 7471	AJT	1	PASI-G
		EPA 8270 by SIM	JJB	20	PASI-G

This report shall not be reproduced, except in full,
without the written consent of Pace Analytical Services, LLC.

Pace Analytical Services, LLC
1241 Bellevue Street - Suite 9
Green Bay, WI 54302
(920)469-2436

SAMPLE ANALYTE COUNT

Project: 60617051 SHOE FACTORY SITE
Pace Project No.: 40204467

Lab ID	Sample ID	Method	Analysts	Analytes Reported	Laboratory
		EPA 8260	MDS	65	PASI-G
		ASTM D2974-87	MLR	1	PASI-G
40204467017	**SP-116/ 1-2**	EPA 6010	TXW	7	PASI-G
		EPA 7471	AJT	1	PASI-G
		EPA 8270 by SIM	JJB	20	PASI-G
		EPA 8260	MDS	65	PASI-G
		ASTM D2974-87	MLR	1	PASI-G
40204467018	**SP-116/ 4-5**	EPA 6010	TXW	7	PASI-G
		EPA 7471	AJT	1	PASI-G
		EPA 8270 by SIM	JJB	20	PASI-G
		EPA 8260	MDS	65	PASI-G
		ASTM D2974-87	MLR	1	PASI-G
40204467019	**SP-113/ 3-4**	EPA 6010	TXW	7	PASI-G
		EPA 7471	AJT	1	PASI-G
		EPA 8270 by SIM	JJB	20	PASI-G
		EPA 8260	MDS	65	PASI-G
		ASTM D2974-87	MLR	1	PASI-G
40204467020	**SP-113/ 5-6**	EPA 6010	TXW	7	PASI-G
		EPA 7471	AJT	1	PASI-G
		EPA 8270 by SIM	JJB	20	PASI-G
		EPA 8260	MDS	65	PASI-G
		ASTM D2974-87	MLR	1	PASI-G
40204467021	**SP-114/ 4-5**	EPA 6010	TXW	7	PASI-G
		EPA 7471	AJT	1	PASI-G
		EPA 8270 by SIM	JJB	20	PASI-G
		EPA 8260	MDS	65	PASI-G
		ASTM D2974-87	MLR	1	PASI-G
40204467022	**SP-114/ 7-8**	EPA 6010	TXW	7	PASI-G
		EPA 7471	AJT	1	PASI-G
		EPA 8270 by SIM	JJB	20	PASI-G
		EPA 8260	MDS	65	PASI-G
		ASTM D2974-87	MLR	1	PASI-G
40204467023	**SP-111/ 1-2**	EPA 6010	TXW	7	PASI-G
		EPA 7471	AJT	1	PASI-G
		EPA 8270 by SIM	JJB	20	PASI-G
		EPA 8260	MDS	65	PASI-G
		ASTM D2974-87	MLR	1	PASI-G

This report shall not be reproduced, except in full,
without the written consent of Pace Analytical Services, LLC.

Pace Analytical Services, LLC
1241 Bellevue Street - Suite 9
Green Bay, WI 54302
(920)469-2436

SAMPLE ANALYTE COUNT

Project: 60617051 SHOE FACTORY SITE
Pace Project No.: 40204467

Lab ID	Sample ID	Method	Analysts	Analytes Reported	Laboratory
40204467024	**SP-111/ 7-8**	EPA 6010	TXW	7	PASI-G
		EPA 7471	AJT	1	PASI-G
		EPA 8270 by SIM	JJB	20	PASI-G
		EPA 8260	MDS	65	PASI-G
		ASTM D2974-87	MLR	1	PASI-G
40204467025	**SP-112/ 2-3**	EPA 6010	TXW	7	PASI-G
		EPA 7471	AJT	1	PASI-G
		EPA 8270 by SIM	JJB	20	PASI-G
		EPA 8260	MDS	65	PASI-G
		ASTM D2974-87	MLR	1	PASI-G
40204467026	**SP-112/ 4-5**	EPA 6010	TXW	7	PASI-G
		EPA 7471	AJT	1	PASI-G
		EPA 8270 by SIM	JJB	20	PASI-G
		EPA 8260	MDS	65	PASI-G
		ASTM D2974-87	MLR	1	PASI-G
40204467027	**SP-110/ 1-2**	EPA 6010	TXW	7	PASI-G
		EPA 7471	AJT	1	PASI-G
		EPA 8270 by SIM	JJB	20	PASI-G
		EPA 8260	MDS	65	PASI-G
		ASTM D2974-87	MLR	1	PASI-G
40204467028	**SP-110/ 8-9**	EPA 6010	TXW	7	PASI-G
		EPA 7471	AJT	1	PASI-G
		EPA 8270 by SIM	JJB	20	PASI-G
		EPA 8260	MDS	65	PASI-G
		ASTM D2974-87	MLR	1	PASI-G
40204467029	**SP-106/ 1-2**	EPA 6010	TXW	7	PASI-G
		EPA 7471	AJT	1	PASI-G
		EPA 8270 by SIM	JJB	20	PASI-G
		EPA 8260	MDS	65	PASI-G
		ASTM D2974-87	MLR	1	PASI-G
40204467030	**SP-106/ 4-5**	EPA 6010	TXW	7	PASI-G
		EPA 7471	AJT	1	PASI-G
		EPA 8270 by SIM	JJB	20	PASI-G
		EPA 8260	MDS	65	PASI-G
		ASTM D2974-87	MLR	1	PASI-G
40204467031	**SP-108/ 1-2**	EPA 6010	TXW	7	PASI-G
		EPA 7471	AJT	1	PASI-G

This report shall not be reproduced, except in full,
without the written consent of Pace Analytical Services, LLC.

Pace Analytical Services, LLC
1241 Bellevue Street - Suite 9
Green Bay, WI 54302
(920)469-2436

SAMPLE ANALYTE COUNT

Project: 60617051 SHOE FACTORY SITE
Pace Project No.: 40204467

Lab ID	Sample ID	Method	Analysts	Analytes Reported	Laboratory
		EPA 8270 by SIM	JJB	20	PASI-G
		EPA 8260	MDS	65	PASI-G
		ASTM D2974-87	MMX	1	PASI-G
40204467032	**SP-108/ 4-5**	EPA 6010	TXW	7	PASI-G
		EPA 7471	AJT	1	PASI-G
		EPA 8270 by SIM	JJB	20	PASI-G
		EPA 8260	MDS	65	PASI-G
		ASTM D2974-87	MMX	1	PASI-G
40204467033	**SP-105/ 4-5**	EPA 6010	TXW	7	PASI-G
		EPA 7471	AJT	1	PASI-G
		EPA 8270 by SIM	JJB	20	PASI-G
		EPA 8260	MDS	65	PASI-G
		ASTM D2974-87	MMX	1	PASI-G
40204467034	**SP-105/ 9-10**	EPA 6010	TXW	7	PASI-G
		EPA 7471	AJT	1	PASI-G
		EPA 8270 by SIM	JJB	20	PASI-G
		EPA 8260	MDS	65	PASI-G
		ASTM D2974-87	MLR	1	PASI-G
40204467035	**TRIP BLANK WATERS**	EPA 8260	HNW	65	PASI-G
40204467036	**SP-116**	EPA 8260	HNW	65	PASI-G
40204467037	**SP-111**	EPA 8260	HNW	65	PASI-G
40204467038	**SP-109**	EPA 8260	HNW	65	PASI-G
40204467039	**SP-114**	EPA 8260	HNW	65	PASI-G
40204467040	**SP-113**	EPA 8260	HNW	65	PASI-G
40204467041	**SP-107**	EPA 8260	HNW	65	PASI-G
40204467042	**SP-104**	EPA 8270 by HVI	TPO	20	PASI-G
		EPA 8260	HNW	65	PASI-G
40204467043	**SP-102**	EPA 8260	HNW	65	PASI-G
40204467044	**SP-107 DUP**	EPA 8260	HNW	65	PASI-G

This report shall not be reproduced, except in full,
without the written consent of Pace Analytical Services, LLC.

Pace Analytical Services, LLC
1241 Bellevue Street - Suite 9
Green Bay, WI 54302
(920)469-2436

SUMMARY OF DETECTION

Project: 60617051 SHOE FACTORY SITE
Pace Project No.: 40204467

Lab Sample ID / Method	Client Sample ID / Parameters	Result	Units	Report Limit	Analyzed	Qualifiers
40204467002	**SP-102/1-2**					
EPA 6010	Arsenic	4.3J	mg/kg	6.3	03/11/20 18:19	
EPA 6010	Barium	255	mg/kg	0.64	03/11/20 18:19	M0
EPA 6010	Cadmium	0.21J	mg/kg	0.64	03/11/20 18:19	
EPA 6010	Chromium	21.8	mg/kg	1.3	03/11/20 18:19	
EPA 6010	Lead	15.2	mg/kg	2.6	03/11/20 18:19	
EPA 6010	Silver	0.55J	mg/kg	1.3	03/11/20 18:19	
EPA 7471	Mercury	0.064	mg/kg	0.042	03/12/20 13:56	
EPA 8270 by SIM	Benzo(a)anthracene	4.8J	ug/kg	21.6	03/13/20 13:37	
EPA 8270 by SIM	Benzo(a)pyrene	3.8J	ug/kg	21.6	03/13/20 13:37	
EPA 8270 by SIM	Benzo(b)fluoranthene	7.0J	ug/kg	21.6	03/13/20 13:37	
EPA 8270 by SIM	Benzo(g,h,i)perylene	3.8J	ug/kg	21.6	03/13/20 13:37	
EPA 8270 by SIM	Benzo(k)fluoranthene	2.9J	ug/kg	21.6	03/13/20 13:37	
EPA 8270 by SIM	Chrysene	9.0J	ug/kg	21.6	03/13/20 13:37	
EPA 8270 by SIM	Fluoranthene	12.3J	ug/kg	21.6	03/13/20 13:37	
EPA 8270 by SIM	Naphthalene	5.2J	ug/kg	21.6	03/13/20 13:37	
EPA 8270 by SIM	Phenanthrene	5.5J	ug/kg	21.6	03/13/20 13:37	
EPA 8270 by SIM	Pyrene	12.3J	ug/kg	21.6	03/13/20 13:37	
ASTM D2974-87	Percent Moisture	22.6	%	0.10	03/11/20 14:18	
40204467003	**SP-102/ 4-5**					
EPA 6010	Arsenic	9.4	mg/kg	6.0	03/11/20 18:31	
EPA 6010	Barium	306	mg/kg	0.61	03/11/20 18:31	
EPA 6010	Chromium	19.6	mg/kg	1.2	03/11/20 18:31	
EPA 6010	Lead	6.1	mg/kg	2.5	03/11/20 18:31	
EPA 6010	Silver	0.57J	mg/kg	1.2	03/11/20 18:31	
EPA 7471	Mercury	0.019J	mg/kg	0.044	03/12/20 13:58	
ASTM D2974-87	Percent Moisture	21.2	%	0.10	03/11/20 14:18	
40204467004	**SP-101/ 1-2**					
EPA 6010	Arsenic	8.2	mg/kg	5.9	03/11/20 18:33	
EPA 6010	Barium	241	mg/kg	0.60	03/11/20 18:33	
EPA 6010	Cadmium	0.33J	mg/kg	0.60	03/11/20 18:33	
EPA 6010	Chromium	23.3	mg/kg	6.0	03/12/20 14:00	
EPA 6010	Lead	14.7	mg/kg	12.1	03/12/20 14:00	
EPA 6010	Selenium	2.7J	mg/kg	5.3	03/11/20 18:33	
EPA 6010	Silver	1.2J	mg/kg	1.2	03/11/20 18:33	
EPA 7471	Mercury	0.12	mg/kg	0.041	03/12/20 14:00	
EPA 8270 by SIM	Benzo(a)anthracene	3.2J	ug/kg	20.7	03/13/20 15:04	
EPA 8270 by SIM	Benzo(a)pyrene	2.7J	ug/kg	20.7	03/13/20 15:04	
EPA 8270 by SIM	Benzo(b)fluoranthene	4.2J	ug/kg	20.7	03/13/20 15:04	
EPA 8270 by SIM	Chrysene	4.2J	ug/kg	20.7	03/13/20 15:04	
EPA 8270 by SIM	Fluoranthene	5.7J	ug/kg	20.7	03/13/20 15:04	
EPA 8270 by SIM	Phenanthrene	2.9J	ug/kg	20.7	03/13/20 15:04	
EPA 8270 by SIM	Pyrene	4.8J	ug/kg	20.7	03/13/20 15:04	
ASTM D2974-87	Percent Moisture	19.3	%	0.10	03/11/20 14:18	
40204467005	**SP-101/ 4-5**					
EPA 6010	Arsenic	9.2	mg/kg	6.0	03/11/20 18:36	
EPA 6010	Barium	135	mg/kg	0.61	03/11/20 18:36	

This report shall not be reproduced, except in full,
without the written consent of Pace Analytical Services, LLC.

Pace Analytical Services, LLC
1241 Bellevue Street - Suite 9
Green Bay, WI 54302
(920)469-2436

SUMMARY OF DETECTION

Project: 60617051 SHOE FACTORY SITE
Pace Project No.: 40204467

Lab Sample ID / Method	Client Sample ID / Parameters	Result	Units	Report Limit	Analyzed	Qualifiers
40204467005	**SP-101/ 4-5**					
EPA 6010	Cadmium	0.25J	mg/kg	0.61	03/11/20 18:36	
EPA 6010	Chromium	23.0	mg/kg	1.2	03/11/20 18:36	
EPA 6010	Lead	7.6	mg/kg	2.4	03/11/20 18:36	
EPA 6010	Selenium	1.6J	mg/kg	5.3	03/11/20 18:36	
EPA 6010	Silver	0.51J	mg/kg	1.2	03/11/20 18:36	
EPA 7471	Mercury	0.040J	mg/kg	0.042	03/12/20 14:03	
EPA 8270 by SIM	1-Methylnaphthalene	5.6J	ug/kg	22.0	03/13/20 15:21	
EPA 8270 by SIM	Phenanthrene	2.5J	ug/kg	22.0	03/13/20 15:21	
ASTM D2974-87	Percent Moisture	24.1	%	0.10	03/13/20 10:14	
40204467006	**SP-103/ 1.5-2.5**					
EPA 6010	Arsenic	2.3J	mg/kg	5.0	03/11/20 18:38	
EPA 6010	Barium	35.1	mg/kg	0.51	03/11/20 18:38	
EPA 6010	Cadmium	0.22J	mg/kg	0.51	03/11/20 18:38	
EPA 6010	Chromium	8.5	mg/kg	1.0	03/11/20 18:38	
EPA 6010	Lead	5.7	mg/kg	2.1	03/11/20 18:38	
EPA 7471	Mercury	0.011J	mg/kg	0.035	03/12/20 14:05	
EPA 8270 by SIM	Benzo(a)anthracene	12.5J	ug/kg	37.5	03/16/20 18:36	
EPA 8270 by SIM	Benzo(a)pyrene	12.4J	ug/kg	37.5	03/16/20 18:36	
EPA 8270 by SIM	Benzo(b)fluoranthene	18.1J	ug/kg	37.5	03/16/20 18:36	
EPA 8270 by SIM	Benzo(g,h,i)perylene	20.2J	ug/kg	37.5	03/16/20 18:36	
EPA 8270 by SIM	Benzo(k)fluoranthene	8.6J	ug/kg	37.5	03/16/20 18:36	
EPA 8270 by SIM	Chrysene	13.6J	ug/kg	37.5	03/16/20 18:36	
EPA 8270 by SIM	Dibenz(a,h)anthracene	5.9J	ug/kg	37.5	03/16/20 18:36	
EPA 8270 by SIM	Fluoranthene	19.5J	ug/kg	37.5	03/16/20 18:36	
EPA 8270 by SIM	Indeno(1,2,3-cd)pyrene	11.3J	ug/kg	37.5	03/16/20 18:36	
EPA 8270 by SIM	Phenanthrene	7.3J	ug/kg	37.5	03/16/20 18:36	
EPA 8270 by SIM	Pyrene	13.2J	ug/kg	37.5	03/16/20 18:36	
ASTM D2974-87	Percent Moisture	11.0	%	0.10	03/13/20 10:14	
40204467007	**SP-103/ 4-5**					
EPA 6010	Arsenic	3.9J	mg/kg	6.5	03/11/20 18:41	
EPA 6010	Barium	234	mg/kg	0.66	03/11/20 18:41	
EPA 6010	Cadmium	0.35J	mg/kg	0.66	03/11/20 18:41	
EPA 6010	Chromium	23.5	mg/kg	1.3	03/11/20 18:41	
EPA 6010	Lead	13.4	mg/kg	2.7	03/11/20 18:41	
EPA 6010	Silver	0.45J	mg/kg	1.3	03/11/20 18:41	
EPA 7471	Mercury	0.062	mg/kg	0.044	03/12/20 14:07	
EPA 8270 by SIM	Benzo(a)anthracene	3.1J	ug/kg	22.5	03/13/20 15:38	
EPA 8270 by SIM	Fluoranthene	5.5J	ug/kg	22.5	03/13/20 15:38	
EPA 8270 by SIM	Naphthalene	2.4J	ug/kg	22.5	03/13/20 15:38	
EPA 8270 by SIM	Phenanthrene	19.1J	ug/kg	22.5	03/13/20 15:38	
ASTM D2974-87	Percent Moisture	25.7	%	0.10	03/13/20 10:14	
40204467008	**SP-115/ 4-5**					
EPA 6010	Arsenic	6.5	mg/kg	6.1	03/11/20 18:43	
EPA 6010	Barium	207	mg/kg	0.63	03/11/20 18:43	
EPA 6010	Cadmium	0.27J	mg/kg	0.63	03/11/20 18:43	
EPA 6010	Chromium	23.7	mg/kg	1.3	03/11/20 18:43	

This report shall not be reproduced, except in full,
without the written consent of Pace Analytical Services, LLC.

Pace Analytical Services, LLC
1241 Bellevue Street - Suite 9
Green Bay, WI 54302
(920)469-2436

SUMMARY OF DETECTION

Project: 60617051 SHOE FACTORY SITE
Pace Project No.: 40204467

Lab Sample ID / Method	Client Sample ID / Parameters	Result	Units	Report Limit	Analyzed	Qualifiers
40204467008	**SP-115/ 4-5**					
EPA 6010	Lead	15.7	mg/kg	2.5	03/11/20 18:43	
EPA 6010	Selenium	2.4J	mg/kg	5.5	03/11/20 18:43	
EPA 7471	Mercury	0.059	mg/kg	0.044	03/12/20 14:10	
EPA 8270 by SIM	Fluoranthene	4.1J	ug/kg	21.9	03/13/20 15:55	
EPA 8270 by SIM	Pyrene	4.2J	ug/kg	21.9	03/13/20 15:55	
ASTM D2974-87	Percent Moisture	23.7	%	0.10	03/13/20 10:15	
40204467009	**SP-115/ 6-7**					
EPA 6010	Arsenic	1.9J	mg/kg	5.9	03/11/20 18:45	
EPA 6010	Barium	188	mg/kg	0.60	03/11/20 18:45	
EPA 6010	Cadmium	0.93	mg/kg	0.60	03/11/20 18:45	
EPA 6010	Chromium	22.9	mg/kg	6.0	03/12/20 14:02	
EPA 6010	Lead	8.4J	mg/kg	12.0	03/12/20 14:02	D3
EPA 6010	Selenium	3.2J	mg/kg	5.3	03/11/20 18:45	
EPA 6010	Silver	0.52J	mg/kg	1.2	03/11/20 18:45	
EPA 7471	Mercury	0.035J	mg/kg	0.041	03/12/20 14:12	
ASTM D2974-87	Percent Moisture	21.1	%	0.10	03/13/20 11:35	
40204467010	**SP-104/ 4-5**					
EPA 6010	Arsenic	9.9	mg/kg	6.2	03/11/20 18:48	
EPA 6010	Barium	338	mg/kg	0.63	03/11/20 18:48	
EPA 6010	Cadmium	0.19J	mg/kg	0.63	03/11/20 18:48	
EPA 6010	Chromium	21.7	mg/kg	6.3	03/12/20 14:04	
EPA 6010	Lead	9.6J	mg/kg	12.7	03/12/20 14:04	D3
EPA 6010	Selenium	4.4J	mg/kg	5.5	03/11/20 18:48	
EPA 6010	Silver	1.2J	mg/kg	1.3	03/11/20 18:48	
EPA 7471	Mercury	0.046	mg/kg	0.042	03/12/20 14:14	
ASTM D2974-87	Percent Moisture	21.7	%	0.10	03/13/20 11:35	
40204467011	**SP-104/ 9-10**					
EPA 6010	Barium	19.2	mg/kg	0.60	03/11/20 18:55	
EPA 6010	Cadmium	0.18J	mg/kg	0.60	03/11/20 18:55	
EPA 6010	Chromium	7.4	mg/kg	1.2	03/11/20 18:55	
EPA 6010	Lead	3.0	mg/kg	2.4	03/11/20 18:55	
EPA 7471	Mercury	0.020J	mg/kg	0.042	03/12/20 14:17	
EPA 8270 by SIM	Fluoranthene	3.3J	ug/kg	20.3	03/13/20 16:47	
EPA 8270 by SIM	Naphthalene	3.6J	ug/kg	20.3	03/13/20 16:47	
EPA 8270 by SIM	Pyrene	3.3J	ug/kg	20.3	03/13/20 16:47	
ASTM D2974-87	Percent Moisture	17.5	%	0.10	03/13/20 11:35	
40204467012	**SP-104/ 13-14**					
EPA 6010	Arsenic	5.5J	mg/kg	10.9	03/12/20 14:07	D3
EPA 6010	Barium	53.3	mg/kg	0.56	03/11/20 18:58	
EPA 6010	Cadmium	0.24J	mg/kg	0.56	03/11/20 18:58	
EPA 6010	Chromium	19.4	mg/kg	1.1	03/11/20 18:58	
EPA 6010	Lead	7.1	mg/kg	2.2	03/11/20 18:58	
EPA 7471	Mercury	0.023J	mg/kg	0.037	03/12/20 14:24	
ASTM D2974-87	Percent Moisture	15.2	%	0.10	03/13/20 11:35	

This report shall not be reproduced, except in full,
without the written consent of Pace Analytical Services, LLC.

Pace Analytical Services, LLC
1241 Bellevue Street - Suite 9
Green Bay, WI 54302
(920)469-2436

SUMMARY OF DETECTION

Project: 60617051 SHOE FACTORY SITE
Pace Project No.: 40204467

Lab Sample ID / Method	Client Sample ID / Parameters	Result	Units	Report Limit	Analyzed	Qualifiers
40204467013	**SP-107/ 2-3**					
EPA 6010	Arsenic	8.8	mg/kg	6.2	03/11/20 19:00	
EPA 6010	Barium	758	mg/kg	0.63	03/11/20 19:00	
EPA 6010	Cadmium	1.8	mg/kg	0.63	03/11/20 19:00	
EPA 6010	Chromium	507	mg/kg	1.3	03/11/20 19:00	
EPA 6010	Lead	229	mg/kg	2.5	03/11/20 19:00	
EPA 7471	Mercury	0.17	mg/kg	0.045	03/12/20 14:26	
EPA 8270 by SIM	Anthracene	5.5J	ug/kg	22.0	03/13/20 17:21	
EPA 8270 by SIM	Benzo(a)anthracene	12.6J	ug/kg	22.0	03/13/20 17:21	
EPA 8270 by SIM	Benzo(a)pyrene	14.2J	ug/kg	22.0	03/13/20 17:21	
EPA 8270 by SIM	Benzo(b)fluoranthene	17.4J	ug/kg	22.0	03/13/20 17:21	
EPA 8270 by SIM	Benzo(g,h,i)perylene	10.7J	ug/kg	22.0	03/13/20 17:21	
EPA 8270 by SIM	Benzo(k)fluoranthene	11.9J	ug/kg	22.0	03/13/20 17:21	
EPA 8270 by SIM	Chrysene	20.8J	ug/kg	22.0	03/13/20 17:21	
EPA 8270 by SIM	Fluoranthene	34.0	ug/kg	22.0	03/13/20 17:21	
EPA 8270 by SIM	Indeno(1,2,3-cd)pyrene	8.0J	ug/kg	22.0	03/13/20 17:21	
EPA 8270 by SIM	Phenanthrene	13.3J	ug/kg	22.0	03/13/20 17:21	
EPA 8270 by SIM	Pyrene	24.2	ug/kg	22.0	03/13/20 17:21	
ASTM D2974-87	Percent Moisture	24.2	%	0.10	03/13/20 11:35	
40204467014	**SP-107/ 4-5**					
EPA 6010	Arsenic	20.9	mg/kg	13.1	03/12/20 14:10	
EPA 6010	Barium	295	mg/kg	0.67	03/11/20 19:02	
EPA 6010	Chromium	37.6	mg/kg	2.7	03/12/20 14:10	
EPA 6010	Lead	10.8	mg/kg	5.4	03/12/20 14:10	
EPA 6010	Selenium	3.3J	mg/kg	5.8	03/11/20 19:02	
EPA 6010	Silver	0.90J	mg/kg	1.3	03/11/20 19:02	
EPA 7471	Mercury	0.067	mg/kg	0.048	03/12/20 14:28	
ASTM D2974-87	Percent Moisture	29.2	%	0.10	03/13/20 11:35	
40204467015	**SP-109/ 1-2**					
EPA 6010	Arsenic	4.6J	mg/kg	5.6	03/11/20 19:05	
EPA 6010	Barium	73.6	mg/kg	0.57	03/11/20 19:05	
EPA 6010	Cadmium	0.18J	mg/kg	0.57	03/11/20 19:05	
EPA 6010	Chromium	16.7	mg/kg	1.1	03/11/20 19:05	
EPA 6010	Lead	12.9	mg/kg	2.3	03/11/20 19:05	
EPA 7471	Mercury	0.035J	mg/kg	0.037	03/12/20 14:31	
EPA 8270 by SIM	Anthracene	2.5J	ug/kg	19.5	03/16/20 12:17	
EPA 8270 by SIM	Benzo(a)anthracene	5.0J	ug/kg	19.5	03/16/20 12:17	
EPA 8270 by SIM	Benzo(a)pyrene	5.4J	ug/kg	19.5	03/16/20 12:17	
EPA 8270 by SIM	Benzo(b)fluoranthene	6.6J	ug/kg	19.5	03/16/20 12:17	
EPA 8270 by SIM	Benzo(g,h,i)perylene	4.7J	ug/kg	19.5	03/16/20 12:17	
EPA 8270 by SIM	Benzo(k)fluoranthene	4.2J	ug/kg	19.5	03/16/20 12:17	
EPA 8270 by SIM	Chrysene	7.4J	ug/kg	19.5	03/16/20 12:17	
EPA 8270 by SIM	Fluoranthene	12.6J	ug/kg	19.5	03/16/20 12:17	
EPA 8270 by SIM	Phenanthrene	6.9J	ug/kg	19.5	03/16/20 12:17	
EPA 8270 by SIM	Pyrene	9.7J	ug/kg	19.5	03/16/20 12:17	
ASTM D2974-87	Percent Moisture	14.0	%	0.10	03/13/20 11:36	

REPORT OF LABORATORY ANALYSIS

This report shall not be reproduced, except in full,
without the written consent of Pace Analytical Services, LLC.

Pace Analytical Services, LLC
1241 Bellevue Street - Suite 9
Green Bay, WI 54302
(920)469-2436

SUMMARY OF DETECTION

Project: 60617051 SHOE FACTORY SITE
Pace Project No.: 40204467

Lab Sample ID / Method	Client Sample ID / Parameters	Result	Units	Report Limit	Analyzed	Qualifiers
40204467016	**SP-109/ 4-5**					
EPA 6010	Arsenic	4.8J	mg/kg	5.9	03/11/20 19:07	
EPA 6010	Barium	220	mg/kg	0.61	03/11/20 19:07	
EPA 6010	Cadmium	3.5	mg/kg	0.61	03/11/20 19:07	
EPA 6010	Chromium	87.1	mg/kg	1.2	03/11/20 19:07	
EPA 6010	Lead	87.9	mg/kg	2.4	03/11/20 19:07	
EPA 7471	Mercury	0.18	mg/kg	0.044	03/12/20 14:33	
EPA 8270 by SIM	Acenaphthene	45.4	ug/kg	21.5	03/16/20 18:53	
EPA 8270 by SIM	Acenaphthylene	3.2J	ug/kg	21.5	03/16/20 18:53	
EPA 8270 by SIM	Anthracene	167	ug/kg	21.5	03/16/20 18:53	
EPA 8270 by SIM	Benzo(a)anthracene	311	ug/kg	21.5	03/16/20 18:53	
EPA 8270 by SIM	Benzo(a)pyrene	317	ug/kg	21.5	03/16/20 18:53	
EPA 8270 by SIM	Benzo(b)fluoranthene	395	ug/kg	21.5	03/16/20 18:53	
EPA 8270 by SIM	Benzo(g,h,i)perylene	208	ug/kg	21.5	03/16/20 18:53	
EPA 8270 by SIM	Benzo(k)fluoranthene	176	ug/kg	21.5	03/16/20 18:53	
EPA 8270 by SIM	Chrysene	393	ug/kg	21.5	03/16/20 18:53	
EPA 8270 by SIM	Dibenz(a,h)anthracene	56.9	ug/kg	21.5	03/16/20 18:53	
EPA 8270 by SIM	Fluoranthene	812	ug/kg	21.5	03/16/20 18:53	
EPA 8270 by SIM	Fluorene	43.7	ug/kg	21.5	03/16/20 18:53	
EPA 8270 by SIM	Indeno(1,2,3-cd)pyrene	174	ug/kg	21.5	03/16/20 18:53	
EPA 8270 by SIM	1-Methylnaphthalene	6.9J	ug/kg	21.5	03/16/20 18:53	
EPA 8270 by SIM	2-Methylnaphthalene	9.5J	ug/kg	21.5	03/16/20 18:53	
EPA 8270 by SIM	Naphthalene	11.4J	ug/kg	21.5	03/16/20 18:53	
EPA 8270 by SIM	Phenanthrene	470	ug/kg	21.5	03/16/20 18:53	
EPA 8270 by SIM	Pyrene	550	ug/kg	21.5	03/16/20 18:53	
ASTM D2974-87	Percent Moisture	22.1	%	0.10	03/13/20 11:36	
40204467017	**SP-116/ 1-2**					
EPA 6010	Arsenic	2.3J	mg/kg	5.4	03/11/20 19:10	
EPA 6010	Barium	17.8	mg/kg	0.55	03/11/20 19:10	
EPA 6010	Chromium	6.4	mg/kg	1.1	03/11/20 19:10	
EPA 6010	Lead	8.4	mg/kg	2.2	03/11/20 19:10	
EPA 7471	Mercury	0.019J	mg/kg	0.038	03/12/20 14:35	
EPA 8270 by SIM	Benzo(a)anthracene	6.3J	ug/kg	18.6	03/13/20 17:56	
EPA 8270 by SIM	Benzo(a)pyrene	6.6J	ug/kg	18.6	03/13/20 17:56	
EPA 8270 by SIM	Benzo(b)fluoranthene	8.4J	ug/kg	18.6	03/13/20 17:56	
EPA 8270 by SIM	Benzo(g,h,i)perylene	5.2J	ug/kg	18.6	03/13/20 17:56	
EPA 8270 by SIM	Benzo(k)fluoranthene	5.3J	ug/kg	18.6	03/13/20 17:56	
EPA 8270 by SIM	Chrysene	10.4J	ug/kg	18.6	03/13/20 17:56	
EPA 8270 by SIM	Fluoranthene	17.2J	ug/kg	18.6	03/13/20 17:56	
EPA 8270 by SIM	Indeno(1,2,3-cd)pyrene	3.9J	ug/kg	18.6	03/13/20 17:56	
EPA 8270 by SIM	Phenanthrene	5.4J	ug/kg	18.6	03/13/20 17:56	
EPA 8270 by SIM	Pyrene	12.0J	ug/kg	18.6	03/13/20 17:56	
ASTM D2974-87	Percent Moisture	10.5	%	0.10	03/13/20 11:36	
40204467018	**SP-116/ 4-5**					
EPA 6010	Arsenic	5.4J	mg/kg	6.1	03/11/20 19:12	
EPA 6010	Barium	161	mg/kg	0.62	03/11/20 19:12	
EPA 6010	Cadmium	0.30J	mg/kg	0.62	03/11/20 19:12	

REPORT OF LABORATORY ANALYSIS

This report shall not be reproduced, except in full,
without the written consent of Pace Analytical Services, LLC.

Pace Analytical Services, LLC
1241 Bellevue Street - Suite 9
Green Bay, WI 54302
(920)469-2436

SUMMARY OF DETECTION

Project: 60617051 SHOE FACTORY SITE
Pace Project No.: 40204467

Lab Sample ID / Method	Client Sample ID / Parameters	Result	Units	Report Limit	Analyzed	Qualifiers
40204467018	**SP-116/ 4-5**					
EPA 6010	Chromium	22.1	mg/kg	1.2	03/11/20 19:12	
EPA 6010	Lead	14.2	mg/kg	2.5	03/11/20 19:12	
EPA 6010	Silver	0.45J	mg/kg	1.2	03/11/20 19:12	
EPA 7471	Mercury	0.14	mg/kg	0.046	03/12/20 14:37	
EPA 8270 by SIM	Benzo(a)anthracene	2.9J	ug/kg	22.5	03/16/20 09:25	
EPA 8270 by SIM	Fluoranthene	6.4J	ug/kg	22.5	03/16/20 09:25	
EPA 8270 by SIM	Phenanthrene	4.5J	ug/kg	22.5	03/16/20 09:25	
EPA 8270 by SIM	Pyrene	3.8J	ug/kg	22.5	03/16/20 09:25	
ASTM D2974-87	Percent Moisture	25.7	%	0.10	03/13/20 11:36	
40204467019	**SP-113/ 3-4**					
EPA 6010	Arsenic	2.9J	mg/kg	5.5	03/11/20 19:15	
EPA 6010	Barium	68.3	mg/kg	0.56	03/11/20 19:15	
EPA 6010	Chromium	14.7	mg/kg	1.1	03/11/20 19:15	
EPA 6010	Lead	7.1	mg/kg	2.2	03/11/20 19:15	
EPA 7471	Mercury	0.018J	mg/kg	0.038	03/12/20 14:40	
ASTM D2974-87	Percent Moisture	11.5	%	0.10	03/13/20 11:36	
40204467020	**SP-113/ 5-6**					
EPA 6010	Arsenic	6.3J	mg/kg	6.6	03/12/20 14:17	
EPA 6010	Barium	225	mg/kg	0.68	03/12/20 14:17	
EPA 6010	Chromium	27.6	mg/kg	2.7	03/13/20 11:21	
EPA 6010	Lead	13.4	mg/kg	5.4	03/13/20 11:21	
EPA 7471	Mercury	0.069	mg/kg	0.044	03/12/20 15:08	B
EPA 8270 by SIM	Fluoranthene	4.7J	ug/kg	22.7	03/16/20 09:43	
EPA 8270 by SIM	Naphthalene	12.5J	ug/kg	22.7	03/16/20 09:43	
ASTM D2974-87	Percent Moisture	26.3	%	0.10	03/13/20 11:36	
40204467021	**SP-114/ 4-5**					
EPA 6010	Arsenic	2.8J	mg/kg	5.3	03/11/20 19:24	
EPA 6010	Barium	35.2	mg/kg	0.55	03/11/20 19:24	
EPA 6010	Chromium	12.6	mg/kg	1.1	03/11/20 19:24	
EPA 6010	Lead	5.2	mg/kg	2.2	03/11/20 19:24	
EPA 7471	Mercury	0.036J	mg/kg	0.037	03/12/20 15:10	B
ASTM D2974-87	Percent Moisture	11.8	%	0.10	03/13/20 11:37	
40204467022	**SP-114/ 7-8**					
EPA 6010	Arsenic	8.1	mg/kg	6.3	03/11/20 19:56	
EPA 6010	Barium	152	mg/kg	0.64	03/11/20 19:56	
EPA 6010	Cadmium	0.41J	mg/kg	0.64	03/11/20 19:56	
EPA 6010	Chromium	26.1	mg/kg	1.3	03/11/20 19:56	
EPA 6010	Lead	9.8	mg/kg	2.6	03/11/20 19:56	
EPA 6010	Selenium	1.9J	mg/kg	5.6	03/11/20 19:56	
EPA 6010	Silver	0.53J	mg/kg	1.3	03/11/20 19:56	
EPA 7471	Mercury	0.053	mg/kg	0.047	03/12/20 15:12	B
ASTM D2974-87	Percent Moisture	26.1	%	0.10	03/13/20 11:37	
40204467023	**SP-111/ 1-2**					
EPA 6010	Arsenic	2.9J	mg/kg	5.1	03/11/20 19:59	

This report shall not be reproduced, except in full,
without the written consent of Pace Analytical Services, LLC.

Pace Analytical Services, LLC
1241 Bellevue Street - Suite 9
Green Bay, WI 54302
(920)469-2436

SUMMARY OF DETECTION

Project: 60617051 SHOE FACTORY SITE
Pace Project No.: 40204467

Lab Sample ID / Method	Client Sample ID / Parameters	Result	Units	Report Limit	Analyzed	Qualifiers
40204467023	**SP-111/ 1-2**					
EPA 6010	Barium	45.0	mg/kg	0.53	03/11/20 19:59	
EPA 6010	Cadmium	0.16J	mg/kg	0.53	03/11/20 19:59	
EPA 6010	Chromium	12.0	mg/kg	1.1	03/11/20 19:59	
EPA 6010	Lead	5.6	mg/kg	2.1	03/11/20 19:59	
EPA 7471	Mercury	0.031J	mg/kg	0.036	03/12/20 15:15	B
EPA 8270 by SIM	Benzo(a)anthracene	6.8J	ug/kg	18.7	03/16/20 10:34	
EPA 8270 by SIM	Benzo(a)pyrene	8.3J	ug/kg	18.7	03/16/20 10:34	
EPA 8270 by SIM	Benzo(b)fluoranthene	11.9J	ug/kg	18.7	03/16/20 10:34	
EPA 8270 by SIM	Benzo(g,h,i)perylene	8.1J	ug/kg	18.7	03/16/20 10:34	
EPA 8270 by SIM	Benzo(k)fluoranthene	7.1J	ug/kg	18.7	03/16/20 10:34	
EPA 8270 by SIM	Chrysene	11.4J	ug/kg	18.7	03/16/20 10:34	
EPA 8270 by SIM	Fluoranthene	17.9J	ug/kg	18.7	03/16/20 10:34	
EPA 8270 by SIM	Indeno(1,2,3-cd)pyrene	5.9J	ug/kg	18.7	03/16/20 10:34	
EPA 8270 by SIM	Phenanthrene	4.5J	ug/kg	18.7	03/16/20 10:34	
EPA 8270 by SIM	Pyrene	14.2J	ug/kg	18.7	03/16/20 10:34	
ASTM D2974-87	Percent Moisture	10.6	%	0.10	03/13/20 11:37	
40204467024	**SP-111/ 7-8**					
EPA 6010	Arsenic	18.5	mg/kg	12.8	03/12/20 13:50	
EPA 6010	Barium	1000	mg/kg	0.66	03/11/20 20:01	
EPA 6010	Chromium	21.6J	mg/kg	26.3	03/12/20 13:47	D3
EPA 6010	Selenium	8.8	mg/kg	5.7	03/11/20 20:01	
EPA 6010	Silver	2.4	mg/kg	1.3	03/11/20 20:01	
EPA 7471	Mercury	0.055	mg/kg	0.046	03/12/20 15:22	B
ASTM D2974-87	Percent Moisture	27.2	%	0.10	03/13/20 11:37	
40204467025	**SP-112/ 2-3**					
EPA 6010	Arsenic	4.5J	mg/kg	5.6	03/11/20 20:03	
EPA 6010	Barium	107	mg/kg	0.57	03/11/20 20:03	
EPA 6010	Chromium	15.8	mg/kg	1.1	03/11/20 20:03	
EPA 6010	Lead	33.6	mg/kg	2.3	03/11/20 20:03	
EPA 7471	Mercury	0.040	mg/kg	0.036	03/12/20 15:24	B
EPA 8270 by SIM	Acenaphthylene	7.3J	ug/kg	19.5	03/16/20 17:44	
EPA 8270 by SIM	Anthracene	8.3J	ug/kg	19.5	03/16/20 17:44	
EPA 8270 by SIM	Benzo(a)anthracene	23.5	ug/kg	19.5	03/16/20 17:44	
EPA 8270 by SIM	Benzo(a)pyrene	36.5	ug/kg	19.5	03/16/20 17:44	
EPA 8270 by SIM	Benzo(b)fluoranthene	46.9	ug/kg	19.5	03/16/20 17:44	
EPA 8270 by SIM	Benzo(g,h,i)perylene	36.8	ug/kg	19.5	03/16/20 17:44	
EPA 8270 by SIM	Benzo(k)fluoranthene	18.7J	ug/kg	19.5	03/16/20 17:44	
EPA 8270 by SIM	Chrysene	38.5	ug/kg	19.5	03/16/20 17:44	
EPA 8270 by SIM	Dibenz(a,h)anthracene	9.1J	ug/kg	19.5	03/16/20 17:44	
EPA 8270 by SIM	Fluoranthene	52.4	ug/kg	19.5	03/16/20 17:44	
EPA 8270 by SIM	Indeno(1,2,3-cd)pyrene	23.0	ug/kg	19.5	03/16/20 17:44	
EPA 8270 by SIM	Phenanthrene	13.5J	ug/kg	19.5	03/16/20 17:44	
EPA 8270 by SIM	Pyrene	51.9	ug/kg	19.5	03/16/20 17:44	
ASTM D2974-87	Percent Moisture	14.1	%	0.10	03/13/20 11:37	
40204467026	**SP-112/ 4-5**					
EPA 6010	Arsenic	7.0	mg/kg	7.0	03/11/20 20:06	

REPORT OF LABORATORY ANALYSIS

This report shall not be reproduced, except in full,
without the written consent of Pace Analytical Services, LLC.

Pace Analytical Services, LLC
1241 Bellevue Street - Suite 9
Green Bay, WI 54302
(920)469-2436

SUMMARY OF DETECTION

Project: 60617051 SHOE FACTORY SITE
Pace Project No.: 40204467

Lab Sample ID / Method	Client Sample ID / Parameters	Result	Units	Report Limit	Analyzed	Qualifiers
40204467026	**SP-112/ 4-5**					
EPA 6010	Barium	240	mg/kg	0.71	03/11/20 20:06	
EPA 6010	Cadmium	0.30J	mg/kg	0.71	03/11/20 20:06	
EPA 6010	Chromium	26.2	mg/kg	1.4	03/11/20 20:06	
EPA 6010	Lead	16.0	mg/kg	2.8	03/11/20 20:06	
EPA 6010	Selenium	2.0J	mg/kg	6.2	03/11/20 20:06	
EPA 6010	Silver	0.46J	mg/kg	1.4	03/11/20 20:06	
EPA 7471	Mercury	0.26	mg/kg	0.051	03/12/20 15:26	
EPA 8270 by SIM	Fluoranthene	4.5J	ug/kg	24.3	03/16/20 11:08	
EPA 8270 by SIM	Naphthalene	2.4J	ug/kg	24.3	03/16/20 11:08	
ASTM D2974-87	Percent Moisture	31.4	%	0.10	03/13/20 11:38	
40204467027	**SP-110/ 1-2**					
EPA 6010	Barium	10.3	mg/kg	0.54	03/11/20 20:08	
EPA 6010	Chromium	4.0	mg/kg	1.1	03/11/20 20:08	
EPA 6010	Lead	2.2	mg/kg	2.1	03/11/20 20:08	
EPA 7471	Mercury	0.023J	mg/kg	0.037	03/12/20 15:29	B
EPA 8270 by SIM	Anthracene	5.0J	ug/kg	18.7	03/16/20 18:01	
EPA 8270 by SIM	Benzo(a)anthracene	15.0J	ug/kg	18.7	03/16/20 18:01	
EPA 8270 by SIM	Benzo(a)pyrene	19.5	ug/kg	18.7	03/16/20 18:01	
EPA 8270 by SIM	Benzo(b)fluoranthene	25.8	ug/kg	18.7	03/16/20 18:01	
EPA 8270 by SIM	Benzo(g,h,i)perylene	20.0	ug/kg	18.7	03/16/20 18:01	
EPA 8270 by SIM	Benzo(k)fluoranthene	13.3J	ug/kg	18.7	03/16/20 18:01	
EPA 8270 by SIM	Chrysene	22.0	ug/kg	18.7	03/16/20 18:01	
EPA 8270 by SIM	Dibenz(a,h)anthracene	3.4J	ug/kg	18.7	03/16/20 18:01	
EPA 8270 by SIM	Fluoranthene	36.5	ug/kg	18.7	03/16/20 18:01	
EPA 8270 by SIM	Indeno(1,2,3-cd)pyrene	14.5J	ug/kg	18.7	03/16/20 18:01	
EPA 8270 by SIM	Phenanthrene	13.9J	ug/kg	18.7	03/16/20 18:01	
EPA 8270 by SIM	Pyrene	24.8	ug/kg	18.7	03/16/20 18:01	
ASTM D2974-87	Percent Moisture	10.4	%	0.10	03/13/20 11:38	
40204467028	**SP-110/ 8-9**					
EPA 6010	Arsenic	25.7J	mg/kg	31.4	03/12/20 20:12	D3
EPA 6010	Barium	123	mg/kg	0.64	03/11/20 20:11	
EPA 6010	Chromium	25.8	mg/kg	1.3	03/11/20 20:11	
EPA 6010	Lead	12.2J	mg/kg	12.9	03/12/20 20:12	D3
EPA 6010	Silver	0.67J	mg/kg	1.3	03/11/20 20:11	
EPA 7471	Mercury	0.060	mg/kg	0.046	03/12/20 15:31	B
ASTM D2974-87	Percent Moisture	26.3	%	0.10	03/13/20 11:38	
40204467029	**SP-106/ 1-2**					
EPA 6010	Arsenic	2.3J	mg/kg	5.8	03/11/20 20:13	
EPA 6010	Barium	80.1	mg/kg	0.59	03/11/20 20:13	
EPA 6010	Cadmium	0.43J	mg/kg	0.59	03/11/20 20:13	
EPA 6010	Chromium	142	mg/kg	1.2	03/11/20 20:13	
EPA 6010	Lead	30.1	mg/kg	2.4	03/11/20 20:13	
EPA 7471	Mercury	0.064	mg/kg	0.041	03/12/20 15:33	B
EPA 8270 by SIM	Benzo(a)anthracene	4.2J	ug/kg	20.4	03/16/20 12:00	
EPA 8270 by SIM	Benzo(a)pyrene	3.2J	ug/kg	20.4	03/16/20 12:00	
EPA 8270 by SIM	Benzo(b)fluoranthene	4.6J	ug/kg	20.4	03/16/20 12:00	

This report shall not be reproduced, except in full,
without the written consent of Pace Analytical Services, LLC.

Pace Analytical Services, LLC
1241 Bellevue Street - Suite 9
Green Bay, WI 54302
(920)469-2436

SUMMARY OF DETECTION

Project: 60617051 SHOE FACTORY SITE
Pace Project No.: 40204467

Lab Sample ID / Method	Client Sample ID / Parameters	Result	Units	Report Limit	Analyzed	Qualifiers
40204467029	**SP-106/ 1-2**					
EPA 8270 by SIM	Benzo(g,h,i)perylene	3.7J	ug/kg	20.4	03/16/20 12:00	
EPA 8270 by SIM	Benzo(k)fluoranthene	3.2J	ug/kg	20.4	03/16/20 12:00	
EPA 8270 by SIM	Chrysene	6.2J	ug/kg	20.4	03/16/20 12:00	
EPA 8270 by SIM	Fluoranthene	8.7J	ug/kg	20.4	03/16/20 12:00	
EPA 8270 by SIM	Phenanthrene	3.8J	ug/kg	20.4	03/16/20 12:00	
EPA 8270 by SIM	Pyrene	7.9J	ug/kg	20.4	03/16/20 12:00	
ASTM D2974-87	Percent Moisture	18.2	%	0.10	03/13/20 15:52	
40204467030	**SP-106/ 4-5**					
EPA 6010	Arsenic	3.6J	mg/kg	5.6	03/12/20 13:55	
EPA 6010	Barium	117	mg/kg	0.58	03/12/20 13:55	
EPA 6010	Cadmium	0.86	mg/kg	0.58	03/12/20 13:55	
EPA 6010	Chromium	76.1	mg/kg	1.2	03/12/20 13:55	
EPA 6010	Lead	70.7	mg/kg	2.3	03/12/20 13:55	
EPA 7471	Mercury	0.20	mg/kg	0.037	03/12/20 15:35	
EPA 8270 by SIM	Acenaphthene	9.0J	ug/kg	19.8	03/16/20 18:19	
EPA 8270 by SIM	Anthracene	29.0	ug/kg	19.8	03/16/20 18:19	
EPA 8270 by SIM	Benzo(a)anthracene	64.6	ug/kg	19.8	03/16/20 18:19	
EPA 8270 by SIM	Benzo(a)pyrene	68.7	ug/kg	19.8	03/16/20 18:19	
EPA 8270 by SIM	Benzo(b)fluoranthene	89.9	ug/kg	19.8	03/16/20 18:19	
EPA 8270 by SIM	Benzo(g,h,i)perylene	72.1	ug/kg	19.8	03/16/20 18:19	
EPA 8270 by SIM	Benzo(k)fluoranthene	45.7	ug/kg	19.8	03/16/20 18:19	
EPA 8270 by SIM	Chrysene	81.9	ug/kg	19.8	03/16/20 18:19	
EPA 8270 by SIM	Dibenz(a,h)anthracene	26.5	ug/kg	19.8	03/16/20 18:19	
EPA 8270 by SIM	Fluoranthene	151	ug/kg	19.8	03/16/20 18:19	
EPA 8270 by SIM	Fluorene	7.7J	ug/kg	19.8	03/16/20 18:19	
EPA 8270 by SIM	Indeno(1,2,3-cd)pyrene	55.3	ug/kg	19.8	03/16/20 18:19	
EPA 8270 by SIM	1-Methylnaphthalene	43.3	ug/kg	19.8	03/16/20 18:19	
EPA 8270 by SIM	2-Methylnaphthalene	56.0	ug/kg	19.8	03/16/20 18:19	
EPA 8270 by SIM	Naphthalene	42.9	ug/kg	19.8	03/16/20 18:19	
EPA 8270 by SIM	Phenanthrene	109	ug/kg	19.8	03/16/20 18:19	
EPA 8270 by SIM	Pyrene	118	ug/kg	19.8	03/16/20 18:19	
ASTM D2974-87	Percent Moisture	16.0	%	0.10	03/13/20 15:52	
40204467031	**SP-108/ 1-2**					
EPA 6010	Arsenic	3.9J	mg/kg	5.3	03/12/20 13:57	
EPA 6010	Barium	81.6	mg/kg	0.55	03/12/20 13:57	
EPA 6010	Chromium	18.8	mg/kg	1.1	03/12/20 13:57	
EPA 6010	Lead	21.3	mg/kg	2.2	03/12/20 13:57	
EPA 7471	Mercury	0.053	mg/kg	0.037	03/12/20 15:38	B
EPA 8270 by SIM	Anthracene	5.5J	ug/kg	18.6	03/16/20 12:34	
EPA 8270 by SIM	Benzo(a)anthracene	20.4	ug/kg	18.6	03/16/20 12:34	
EPA 8270 by SIM	Benzo(a)pyrene	29.7	ug/kg	18.6	03/16/20 12:34	
EPA 8270 by SIM	Benzo(b)fluoranthene	39.2	ug/kg	18.6	03/16/20 12:34	
EPA 8270 by SIM	Benzo(g,h,i)perylene	25.7	ug/kg	18.6	03/16/20 12:34	
EPA 8270 by SIM	Benzo(k)fluoranthene	20.9	ug/kg	18.6	03/16/20 12:34	
EPA 8270 by SIM	Chrysene	37.2	ug/kg	18.6	03/16/20 12:34	
EPA 8270 by SIM	Dibenz(a,h)anthracene	4.6J	ug/kg	18.6	03/16/20 12:34	

REPORT OF LABORATORY ANALYSIS

This report shall not be reproduced, except in full,
without the written consent of Pace Analytical Services, LLC.

Pace Analytical Services, LLC
1241 Bellevue Street - Suite 9
Green Bay, WI 54302
(920)469-2436

SUMMARY OF DETECTION

Project: 60617051 SHOE FACTORY SITE
Pace Project No.: 40204467

Lab Sample ID / Method	Client Sample ID / Parameters	Result	Units	Report Limit	Analyzed	Qualifiers
40204467031	**SP-108/ 1-2**					
EPA 8270 by SIM	Fluoranthene	59.6	ug/kg	18.6	03/16/20 12:34	
EPA 8270 by SIM	Indeno(1,2,3-cd)pyrene	20.2	ug/kg	18.6	03/16/20 12:34	
EPA 8270 by SIM	Phenanthrene	17.3J	ug/kg	18.6	03/16/20 12:34	
EPA 8270 by SIM	Pyrene	46.3	ug/kg	18.6	03/16/20 12:34	
ASTM D2974-87	Percent Moisture	10.2	%	0.10	03/14/20 12:14	
40204467032	**SP-108/ 4-5**					
EPA 6010	Arsenic	7.8	mg/kg	6.1	03/11/20 20:25	
EPA 6010	Barium	356	mg/kg	0.62	03/11/20 20:25	
EPA 6010	Cadmium	1.9	mg/kg	0.62	03/11/20 20:25	
EPA 6010	Chromium	146	mg/kg	1.2	03/11/20 20:25	
EPA 6010	Lead	165	mg/kg	2.5	03/11/20 20:25	
EPA 6010	Selenium	2.3J	mg/kg	5.4	03/11/20 20:25	
EPA 6010	Silver	0.66J	mg/kg	1.2	03/11/20 20:25	
EPA 7471	Mercury	0.16	mg/kg	0.045	03/12/20 15:40	B
EPA 8270 by SIM	Anthracene	6.1J	ug/kg	21.4	03/16/20 12:52	
EPA 8270 by SIM	Benzo(a)anthracene	9.5J	ug/kg	21.4	03/16/20 12:52	
EPA 8270 by SIM	Benzo(a)pyrene	9.0J	ug/kg	21.4	03/16/20 12:52	
EPA 8270 by SIM	Benzo(b)fluoranthene	12.5J	ug/kg	21.4	03/16/20 12:52	
EPA 8270 by SIM	Benzo(g,h,i)perylene	8.4J	ug/kg	21.4	03/16/20 12:52	
EPA 8270 by SIM	Benzo(k)fluoranthene	6.2J	ug/kg	21.4	03/16/20 12:52	
EPA 8270 by SIM	Chrysene	14.6J	ug/kg	21.4	03/16/20 12:52	
EPA 8270 by SIM	Fluoranthene	20.4J	ug/kg	21.4	03/16/20 12:52	
EPA 8270 by SIM	Indeno(1,2,3-cd)pyrene	5.5J	ug/kg	21.4	03/16/20 12:52	
EPA 8270 by SIM	1-Methylnaphthalene	49.2	ug/kg	21.4	03/16/20 12:52	
EPA 8270 by SIM	2-Methylnaphthalene	62.7	ug/kg	21.4	03/16/20 12:52	
EPA 8270 by SIM	Naphthalene	50.0	ug/kg	21.4	03/16/20 12:52	
EPA 8270 by SIM	Phenanthrene	34.1	ug/kg	21.4	03/16/20 12:52	
EPA 8270 by SIM	Pyrene	14.3J	ug/kg	21.4	03/16/20 12:52	
EPA 8260	Toluene	106	ug/kg	77.0	03/12/20 17:21	
ASTM D2974-87	Percent Moisture	22.1	%	0.10	03/14/20 12:14	
40204467033	**SP-105/ 4-5**					
EPA 6010	Arsenic	1.9J	mg/kg	5.3	03/11/20 20:28	
EPA 6010	Barium	7.0	mg/kg	0.55	03/11/20 20:28	
EPA 6010	Chromium	4.5	mg/kg	1.1	03/11/20 20:28	
EPA 6010	Lead	3.0	mg/kg	2.2	03/11/20 20:28	
EPA 7471	Mercury	0.020J	mg/kg	0.038	03/12/20 15:42	B
EPA 8270 by SIM	1-Methylnaphthalene	30.4	ug/kg	18.6	03/16/20 11:43	
EPA 8270 by SIM	2-Methylnaphthalene	59.8	ug/kg	18.6	03/16/20 11:43	
EPA 8270 by SIM	Naphthalene	22.0	ug/kg	18.6	03/16/20 11:43	
EPA 8270 by SIM	Phenanthrene	12.2J	ug/kg	18.6	03/16/20 11:43	
EPA 8270 by SIM	Pyrene	3.8J	ug/kg	18.6	03/16/20 11:43	
EPA 8260	Bromomethane	75.1J	ug/kg	279	03/12/20 12:13	
EPA 8260	n-Butylbenzene	138	ug/kg	112	03/12/20 12:13	
EPA 8260	sec-Butylbenzene	54.3J	ug/kg	80.4	03/12/20 12:13	
EPA 8260	Ethylbenzene	91.1	ug/kg	67.0	03/12/20 12:13	
EPA 8260	Isopropylbenzene (Cumene)	32.3J	ug/kg	67.0	03/12/20 12:13	

This report shall not be reproduced, except in full,
without the written consent of Pace Analytical Services, LLC.

Pace Analytical Services, LLC
1241 Bellevue Street - Suite 9
Green Bay, WI 54302
(920)469-2436

SUMMARY OF DETECTION

Project: 60617051 SHOE FACTORY SITE
Pace Project No.: 40204467

Lab Sample ID / Method	Client Sample ID / Parameters	Result	Units	Report Limit	Analyzed	Qualifiers
40204467033	**SP-105/ 4-5**					
EPA 8260	p-Isopropyltoluene	48.5J	ug/kg	80.4	03/12/20 12:13	
EPA 8260	Naphthalene	718	ug/kg	102	03/12/20 12:13	
EPA 8260	n-Propylbenzene	96.3	ug/kg	67.0	03/12/20 12:13	
EPA 8260	Toluene	123	ug/kg	67.0	03/12/20 12:13	
EPA 8260	1,2,4-Trimethylbenzene	179	ug/kg	67.0	03/12/20 12:13	
EPA 8260	Xylene (Total)	346	ug/kg	201	03/12/20 12:13	
EPA 8260	m&p-Xylene	233	ug/kg	134	03/12/20 12:13	
EPA 8260	o-Xylene	113	ug/kg	67.0	03/12/20 12:13	
ASTM D2974-87	Percent Moisture	10.4	%	0.10	03/14/20 12:14	
40204467034	**SP-105/ 9-10**					
EPA 6010	Barium	118	mg/kg	0.64	03/11/20 20:30	
EPA 6010	Cadmium	0.19J	mg/kg	0.64	03/11/20 20:30	
EPA 6010	Chromium	14.9	mg/kg	1.3	03/11/20 20:30	
EPA 6010	Lead	6.0	mg/kg	2.5	03/11/20 20:30	
EPA 7471	Mercury	0.041J	mg/kg	0.044	03/12/20 15:49	B
EPA 8270 by SIM	Acenaphthene	1250	ug/kg	864	03/17/20 17:32	
EPA 8270 by SIM	Acenaphthylene	539J	ug/kg	864	03/17/20 17:32	
EPA 8270 by SIM	Anthracene	111J	ug/kg	864	03/17/20 17:32	
EPA 8270 by SIM	Fluorene	1250	ug/kg	864	03/17/20 17:32	
EPA 8270 by SIM	1-Methylnaphthalene	5560	ug/kg	864	03/17/20 17:32	
EPA 8270 by SIM	2-Methylnaphthalene	7620	ug/kg	864	03/17/20 17:32	
EPA 8270 by SIM	Naphthalene	1420	ug/kg	864	03/17/20 17:32	
EPA 8270 by SIM	Phenanthrene	2190	ug/kg	864	03/17/20 17:32	
EPA 8270 by SIM	Pyrene	294J	ug/kg	864	03/17/20 17:32	
EPA 8260	n-Butylbenzene	1240	ug/kg	258	03/12/20 17:38	
EPA 8260	sec-Butylbenzene	2300	ug/kg	186	03/12/20 17:38	
EPA 8260	Isopropylbenzene (Cumene)	426	ug/kg	155	03/12/20 17:38	
EPA 8260	Naphthalene	1290	ug/kg	235	03/12/20 17:38	
EPA 8260	n-Propylbenzene	367	ug/kg	155	03/12/20 17:38	
ASTM D2974-87	Percent Moisture	22.6	%	0.10	03/13/20 15:52	
40204467042	**SP-104**					
EPA 8270 by HVI	Anthracene	0.014J	ug/L	0.054	03/11/20 16:54	
EPA 8270 by HVI	Benzo(a)anthracene	0.020J	ug/L	0.039	03/11/20 16:54	
EPA 8270 by HVI	Benzo(a)pyrene	0.014J	ug/L	0.054	03/11/20 16:54	
EPA 8270 by HVI	Benzo(b)fluoranthene	0.045	ug/L	0.030	03/11/20 16:54	
EPA 8270 by HVI	Benzo(g,h,i)perylene	0.021J	ug/L	0.035	03/11/20 16:54	
EPA 8270 by HVI	Benzo(k)fluoranthene	0.014J	ug/L	0.039	03/11/20 16:54	
EPA 8270 by HVI	Chrysene	0.078	ug/L	0.067	03/11/20 16:54	
EPA 8270 by HVI	Fluoranthene	0.11	ug/L	0.055	03/11/20 16:54	
EPA 8270 by HVI	2-Methylnaphthalene	0.0072J	ug/L	0.025	03/11/20 16:54	
EPA 8270 by HVI	Phenanthrene	0.044J	ug/L	0.071	03/11/20 16:54	
EPA 8270 by HVI	Pyrene	0.12	ug/L	0.039	03/11/20 16:54	
40204467043	**SP-102**					
EPA 8260	Chloromethane	3.1J	ug/L	7.3	03/11/20 19:02	

This report shall not be reproduced, except in full,
without the written consent of Pace Analytical Services, LLC.

Pace Analytical Services, LLC
1241 Bellevue Street - Suite 9
Green Bay, WI 54302
(920)469-2436

ANALYTICAL RESULTS

Project: 60617051 SHOE FACTORY SITE
Pace Project No.: 40204467

Sample: TRIP BLANK SOIL **Lab ID: 40204467001** Collected: 03/05/20 10:00 Received: 03/10/20 09:15 Matrix: Solid

Results reported on a "wet-weight" basis

Parameters	Results	Units	LOQ	LOD	DF	Prepared	Analyzed	CAS No.	Qual
8260 MSV Med Level Normal List	Analytical Method: EPA 8260 Preparation Method: EPA 5035/5030B								
Benzene	**<25.0**	ug/kg	60.0	25.0	1	03/12/20 08:00	03/12/20 12:15	71-43-2	W
Bromobenzene	**<25.0**	ug/kg	62.0	25.0	1	03/12/20 08:00	03/12/20 12:15	108-86-1	W
Bromochloromethane	**<25.0**	ug/kg	70.0	25.0	1	03/12/20 08:00	03/12/20 12:15	74-97-5	W
Bromodichloromethane	**<25.0**	ug/kg	60.0	25.0	1	03/12/20 08:00	03/12/20 12:15	75-27-4	W
Bromoform	**<25.0**	ug/kg	72.0	25.0	1	03/12/20 08:00	03/12/20 12:15	75-25-2	W
Bromomethane	**<63.8**	ug/kg	250	63.8	1	03/12/20 08:00	03/12/20 12:15	74-83-9	W
n-Butylbenzene	**<30.0**	ug/kg	100	30.0	1	03/12/20 08:00	03/12/20 12:15	104-51-8	W
sec-Butylbenzene	**<25.0**	ug/kg	72.0	25.0	1	03/12/20 08:00	03/12/20 12:15	135-98-8	W
tert-Butylbenzene	**<25.0**	ug/kg	62.0	25.0	1	03/12/20 08:00	03/12/20 12:15	98-06-6	W
Carbon tetrachloride	**<25.0**	ug/kg	60.0	25.0	1	03/12/20 08:00	03/12/20 12:15	56-23-5	W
Chlorobenzene	**<25.0**	ug/kg	60.0	25.0	1	03/12/20 08:00	03/12/20 12:15	108-90-7	W
Chloroethane	**<46.4**	ug/kg	250	46.4	1	03/12/20 08:00	03/12/20 12:15	75-00-3	W
Chloroform	**<47.5**	ug/kg	250	47.5	1	03/12/20 08:00	03/12/20 12:15	67-66-3	W
Chloromethane	**<25.0**	ug/kg	80.0	25.0	1	03/12/20 08:00	03/12/20 12:15	74-87-3	W
2-Chlorotoluene	**<25.0**	ug/kg	64.0	25.0	1	03/12/20 08:00	03/12/20 12:15	95-49-8	W
4-Chlorotoluene	**<25.0**	ug/kg	64.0	25.0	1	03/12/20 08:00	03/12/20 12:15	106-43-4	W
1,2-Dibromo-3-chloropropane	**<237**	ug/kg	789	237	1	03/12/20 08:00	03/12/20 12:15	96-12-8	W
Dibromochloromethane	**<229**	ug/kg	763	229	1	03/12/20 08:00	03/12/20 12:15	124-48-1	W
1,2-Dibromoethane (EDB)	**<25.0**	ug/kg	60.0	25.0	1	03/12/20 08:00	03/12/20 12:15	106-93-4	W
Dibromomethane	**<25.0**	ug/kg	60.0	25.0	1	03/12/20 08:00	03/12/20 12:15	74-95-3	W
1,2-Dichlorobenzene	**<25.0**	ug/kg	60.0	25.0	1	03/12/20 08:00	03/12/20 12:15	95-50-1	W
1,3-Dichlorobenzene	**<25.0**	ug/kg	60.0	25.0	1	03/12/20 08:00	03/12/20 12:15	541-73-1	W
1,4-Dichlorobenzene	**<25.0**	ug/kg	60.0	25.0	1	03/12/20 08:00	03/12/20 12:15	106-46-7	W
Dichlorodifluoromethane	**<25.0**	ug/kg	72.0	25.0	1	03/12/20 08:00	03/12/20 12:15	75-71-8	W
1,1-Dichloroethane	**<25.0**	ug/kg	60.0	25.0	1	03/12/20 08:00	03/12/20 12:15	75-34-3	W
1,2-Dichloroethane	**<25.0**	ug/kg	60.0	25.0	1	03/12/20 08:00	03/12/20 12:15	107-06-2	W
1,1-Dichloroethene	**<25.0**	ug/kg	60.0	25.0	1	03/12/20 08:00	03/12/20 12:15	75-35-4	W
cis-1,2-Dichloroethene	**<25.0**	ug/kg	60.0	25.0	1	03/12/20 08:00	03/12/20 12:15	156-59-2	W
trans-1,2-Dichloroethene	**<25.0**	ug/kg	67.0	25.0	1	03/12/20 08:00	03/12/20 12:15	156-60-5	W
1,2-Dichloropropane	**<25.0**	ug/kg	60.0	25.0	1	03/12/20 08:00	03/12/20 12:15	78-87-5	W
1,3-Dichloropropane	**<25.0**	ug/kg	60.0	25.0	1	03/12/20 08:00	03/12/20 12:15	142-28-9	W
2,2-Dichloropropane	**<25.0**	ug/kg	60.0	25.0	1	03/12/20 08:00	03/12/20 12:15	594-20-7	W
1,1-Dichloropropene	**<25.0**	ug/kg	60.0	25.0	1	03/12/20 08:00	03/12/20 12:15	563-58-6	W
cis-1,3-Dichloropropene	**<42.3**	ug/kg	141	42.3	1	03/12/20 08:00	03/12/20 12:15	10061-01-5	W
trans-1,3-Dichloropropene	**<25.0**	ug/kg	74.0	25.0	1	03/12/20 08:00	03/12/20 12:15	10061-02-6	W
Diisopropyl ether	**<25.0**	ug/kg	60.0	25.0	1	03/12/20 08:00	03/12/20 12:15	108-20-3	W
Ethylbenzene	**<25.0**	ug/kg	60.0	25.0	1	03/12/20 08:00	03/12/20 12:15	100-41-4	W
Hexachloro-1,3-butadiene	**<68.7**	ug/kg	229	68.7	1	03/12/20 08:00	03/12/20 12:15	87-68-3	W
Isopropylbenzene (Cumene)	**<25.0**	ug/kg	60.0	25.0	1	03/12/20 08:00	03/12/20 12:15	98-82-8	W
p-Isopropyltoluene	**<25.0**	ug/kg	72.0	25.0	1	03/12/20 08:00	03/12/20 12:15	99-87-6	W
Methylene Chloride	**<26.3**	ug/kg	88.0	26.3	1	03/12/20 08:00	03/12/20 12:15	75-09-2	W
Methyl-tert-butyl ether	**<25.0**	ug/kg	60.0	25.0	1	03/12/20 08:00	03/12/20 12:15	1634-04-4	W
Naphthalene	**<27.3**	ug/kg	91.0	27.3	1	03/12/20 08:00	03/12/20 12:15	91-20-3	W
n-Propylbenzene	**<25.0**	ug/kg	60.0	25.0	1	03/12/20 08:00	03/12/20 12:15	103-65-1	W
Styrene	**<25.0**	ug/kg	60.0	25.0	1	03/12/20 08:00	03/12/20 12:15	100-42-5	W

REPORT OF LABORATORY ANALYSIS

This report shall not be reproduced, except in full,
without the written consent of Pace Analytical Services, LLC.

Pace Analytical Services, LLC
1241 Bellevue Street - Suite 9
Green Bay, WI 54302
(920)469-2436

ANALYTICAL RESULTS

Project: 60617051 SHOE FACTORY SITE
Pace Project No.: 40204467

Sample: TRIP BLANK SOIL **Lab ID: 40204467001** Collected: 03/05/20 10:00 Received: 03/10/20 09:15 Matrix: Solid

Results reported on a "wet-weight" basis

Parameters	Results	Units	LOQ	LOD	DF	Prepared	Analyzed	CAS No.	Qual
8260 MSV Med Level Normal List	Analytical Method: EPA 8260 Preparation Method: EPA 5035/5030B								
1,1,1,2-Tetrachloroethane	**<25.0**	ug/kg	60.0	25.0	1	03/12/20 08:00	03/12/20 12:15	630-20-6	W
1,1,2,2-Tetrachloroethane	**<25.0**	ug/kg	60.0	25.0	1	03/12/20 08:00	03/12/20 12:15	79-34-5	W
Tetrachloroethene	**<38.7**	ug/kg	129	38.7	1	03/12/20 08:00	03/12/20 12:15	127-18-4	W
Toluene	**<25.0**	ug/kg	60.0	25.0	1	03/12/20 08:00	03/12/20 12:15	108-88-3	W
1,2,3-Trichlorobenzene	**<47.3**	ug/kg	158	47.3	1	03/12/20 08:00	03/12/20 12:15	87-61-6	W
1,2,4-Trichlorobenzene	**<41.7**	ug/kg	250	41.7	1	03/12/20 08:00	03/12/20 12:15	120-82-1	W
1,1,1-Trichloroethane	**<25.0**	ug/kg	60.0	25.0	1	03/12/20 08:00	03/12/20 12:15	71-55-6	W
1,1,2-Trichloroethane	**<25.0**	ug/kg	60.0	25.0	1	03/12/20 08:00	03/12/20 12:15	79-00-5	W
Trichloroethene	**<25.0**	ug/kg	60.0	25.0	1	03/12/20 08:00	03/12/20 12:15	79-01-6	W
Trichlorofluoromethane	**<25.0**	ug/kg	65.0	25.0	1	03/12/20 08:00	03/12/20 12:15	75-69-4	W
1,2,3-Trichloropropane	**<37.4**	ug/kg	125	37.4	1	03/12/20 08:00	03/12/20 12:15	96-18-4	W
1,2,4-Trimethylbenzene	**<25.0**	ug/kg	60.0	25.0	1	03/12/20 08:00	03/12/20 12:15	95-63-6	W
1,3,5-Trimethylbenzene	**<25.0**	ug/kg	60.0	25.0	1	03/12/20 08:00	03/12/20 12:15	108-67-8	W
Vinyl chloride	**<25.0**	ug/kg	60.0	25.0	1	03/12/20 08:00	03/12/20 12:15	75-01-4	W
Xylene (Total)	**<75.0**	ug/kg	180	75.0	1	03/12/20 08:00	03/12/20 12:15	1330-20-7	W
m&p-Xylene	**<50.0**	ug/kg	120	50.0	1	03/12/20 08:00	03/12/20 12:15	179601-23-1	W
o-Xylene	**<25.0**	ug/kg	60.0	25.0	1	03/12/20 08:00	03/12/20 12:15	95-47-6	W
Surrogates									
Dibromofluoromethane (S)	94	%	57-146		1	03/12/20 08:00	03/12/20 12:15	1868-53-7	
Toluene-d8 (S)	87	%	64-134		1	03/12/20 08:00	03/12/20 12:15	2037-26-5	
4-Bromofluorobenzene (S)	100	%	54-126		1	03/12/20 08:00	03/12/20 12:15	460-00-4	

REPORT OF LABORATORY ANALYSIS

This report shall not be reproduced, except in full,
without the written consent of Pace Analytical Services, LLC.

Pace Analytical Services, LLC
1241 Bellevue Street - Suite 9
Green Bay, WI 54302
(920)469-2436

ANALYTICAL RESULTS

Project: 60617051 SHOE FACTORY SITE
Pace Project No.: 40204467

Sample: SP-102/1-2 **Lab ID: 40204467002** Collected: 03/05/20 10:25 Received: 03/10/20 09:15 Matrix: Solid

Results reported on a "dry weight" basis and are adjusted for percent moisture, sample size and any dilutions.

Parameters	Results	Units	LOQ	LOD	DF	Prepared	Analyzed	CAS No.	Qual
6010 MET ICP	Analytical Method: EPA 6010 Preparation Method: EPA 3050								
Arsenic	**4.3J**	mg/kg	6.3	1.9	1	03/11/20 08:07	03/11/20 18:19	7440-38-2	
Barium	**255**	mg/kg	0.64	0.19	1	03/11/20 08:07	03/11/20 18:19	7440-39-3	M0
Cadmium	**0.21J**	mg/kg	0.64	0.17	1	03/11/20 08:07	03/11/20 18:19	7440-43-9	
Chromium	**21.8**	mg/kg	1.3	0.36	1	03/11/20 08:07	03/11/20 18:19	7440-47-3	
Lead	**15.2**	mg/kg	2.6	0.77	1	03/11/20 08:07	03/11/20 18:19	7439-92-1	
Selenium	**<1.7**	mg/kg	5.6	1.7	1	03/11/20 08:07	03/11/20 18:19	7782-49-2	
Silver	**0.55J**	mg/kg	1.3	0.39	1	03/11/20 08:07	03/11/20 18:19	7440-22-4	
7471 Mercury	Analytical Method: EPA 7471 Preparation Method: EPA 7471								
Mercury	**0.064**	mg/kg	0.042	0.013	1	03/12/20 08:32	03/12/20 13:56	7439-97-6	
8270 MSSV PAH by SIM	Analytical Method: EPA 8270 by SIM Preparation Method: EPA 3546								
Acenaphthene	**<2.8**	ug/kg	21.6	2.8	1	03/11/20 09:14	03/13/20 13:37	83-32-9	
Acenaphthylene	**<2.7**	ug/kg	21.6	2.7	1	03/11/20 09:14	03/13/20 13:37	208-96-8	
Anthracene	**<2.7**	ug/kg	21.6	2.7	1	03/11/20 09:14	03/13/20 13:37	120-12-7	
Benzo(a)anthracene	**4.8J**	ug/kg	21.6	2.8	1	03/11/20 09:14	03/13/20 13:37	56-55-3	
Benzo(a)pyrene	**3.8J**	ug/kg	21.6	2.5	1	03/11/20 09:14	03/13/20 13:37	50-32-8	
Benzo(b)fluoranthene	**7.0J**	ug/kg	21.6	3.0	1	03/11/20 09:14	03/13/20 13:37	205-99-2	
Benzo(g,h,i)perylene	**3.8J**	ug/kg	21.6	3.8	1	03/11/20 09:14	03/13/20 13:37	191-24-2	
Benzo(k)fluoranthene	**2.9J**	ug/kg	21.6	2.8	1	03/11/20 09:14	03/13/20 13:37	207-08-9	
Chrysene	**9.0J**	ug/kg	21.6	4.1	1	03/11/20 09:14	03/13/20 13:37	218-01-9	
Dibenz(a,h)anthracene	**<3.0**	ug/kg	21.6	3.0	1	03/11/20 09:14	03/13/20 13:37	53-70-3	
Fluoranthene	**12.3J**	ug/kg	21.6	2.6	1	03/11/20 09:14	03/13/20 13:37	206-44-0	
Fluorene	**<2.6**	ug/kg	21.6	2.6	1	03/11/20 09:14	03/13/20 13:37	86-73-7	
Indeno(1,2,3-cd)pyrene	**<4.5**	ug/kg	21.6	4.5	1	03/11/20 09:14	03/13/20 13:37	193-39-5	
1-Methylnaphthalene	**<3.2**	ug/kg	21.6	3.2	1	03/11/20 09:14	03/13/20 13:37	90-12-0	
2-Methylnaphthalene	**<3.2**	ug/kg	21.6	3.2	1	03/11/20 09:14	03/13/20 13:37	91-57-6	
Naphthalene	**5.2J**	ug/kg	21.6	2.1	1	03/11/20 09:14	03/13/20 13:37	91-20-3	
Phenanthrene	**5.5J**	ug/kg	21.6	2.5	1	03/11/20 09:14	03/13/20 13:37	85-01-8	
Pyrene	**12.3J**	ug/kg	21.6	3.2	1	03/11/20 09:14	03/13/20 13:37	129-00-0	
Surrogates									
2-Fluorobiphenyl (S)	69	%	42-92		1	03/11/20 09:14	03/13/20 13:37	321-60-8	
Terphenyl-d14 (S)	64	%	40-92		1	03/11/20 09:14	03/13/20 13:37	1718-51-0	
8260 MSV Med Level Normal List	Analytical Method: EPA 8260 Preparation Method: EPA 5035/5030B								
Benzene	**<25.0**	ug/kg	60.0	25.0	1	03/12/20 08:00	03/12/20 14:30	71-43-2	W
Bromobenzene	**<25.0**	ug/kg	62.0	25.0	1	03/12/20 08:00	03/12/20 14:30	108-86-1	W
Bromochloromethane	**<25.0**	ug/kg	70.0	25.0	1	03/12/20 08:00	03/12/20 14:30	74-97-5	W
Bromodichloromethane	**<25.0**	ug/kg	60.0	25.0	1	03/12/20 08:00	03/12/20 14:30	75-27-4	W
Bromoform	**<25.0**	ug/kg	72.0	25.0	1	03/12/20 08:00	03/12/20 14:30	75-25-2	W
Bromomethane	**<63.8**	ug/kg	250	63.8	1	03/12/20 08:00	03/12/20 14:30	74-83-9	W
n-Butylbenzene	**<30.0**	ug/kg	100	30.0	1	03/12/20 08:00	03/12/20 14:30	104-51-8	W
sec-Butylbenzene	**<25.0**	ug/kg	72.0	25.0	1	03/12/20 08:00	03/12/20 14:30	135-98-8	W
tert-Butylbenzene	**<25.0**	ug/kg	62.0	25.0	1	03/12/20 08:00	03/12/20 14:30	98-06-6	W
Carbon tetrachloride	**<25.0**	ug/kg	60.0	25.0	1	03/12/20 08:00	03/12/20 14:30	56-23-5	W

REPORT OF LABORATORY ANALYSIS

This report shall not be reproduced, except in full,
without the written consent of Pace Analytical Services, LLC.

Pace Analytical Services, LLC
1241 Bellevue Street - Suite 9
Green Bay, WI 54302
(920)469-2436

ANALYTICAL RESULTS

Project: 60617051 SHOE FACTORY SITE
Pace Project No.: 40204467

Sample: SP-102/1-2 **Lab ID: 40204467002** Collected: 03/05/20 10:25 Received: 03/10/20 09:15 Matrix: Solid

Results reported on a "dry weight" basis and are adjusted for percent moisture, sample size and any dilutions.

Parameters	Results	Units	LOQ	LOD	DF	Prepared	Analyzed	CAS No.	Qual
8260 MSV Med Level Normal List	Analytical Method: EPA 8260 Preparation Method: EPA 5035/5030B								
Chlorobenzene	**<25.0**	ug/kg	60.0	25.0	1	03/12/20 08:00	03/12/20 14:30	108-90-7	W
Chloroethane	**<46.4**	ug/kg	250	46.4	1	03/12/20 08:00	03/12/20 14:30	75-00-3	W
Chloroform	**<47.5**	ug/kg	250	47.5	1	03/12/20 08:00	03/12/20 14:30	67-66-3	W
Chloromethane	**<25.0**	ug/kg	80.0	25.0	1	03/12/20 08:00	03/12/20 14:30	74-87-3	W
2-Chlorotoluene	**<25.0**	ug/kg	64.0	25.0	1	03/12/20 08:00	03/12/20 14:30	95-49-8	W
4-Chlorotoluene	**<25.0**	ug/kg	64.0	25.0	1	03/12/20 08:00	03/12/20 14:30	106-43-4	W
1,2-Dibromo-3-chloropropane	**<237**	ug/kg	789	237	1	03/12/20 08:00	03/12/20 14:30	96-12-8	W
Dibromochloromethane	**<229**	ug/kg	763	229	1	03/12/20 08:00	03/12/20 14:30	124-48-1	W
1,2-Dibromoethane (EDB)	**<25.0**	ug/kg	60.0	25.0	1	03/12/20 08:00	03/12/20 14:30	106-93-4	W
Dibromomethane	**<25.0**	ug/kg	60.0	25.0	1	03/12/20 08:00	03/12/20 14:30	74-95-3	W
1,2-Dichlorobenzene	**<25.0**	ug/kg	60.0	25.0	1	03/12/20 08:00	03/12/20 14:30	95-50-1	W
1,3-Dichlorobenzene	**<25.0**	ug/kg	60.0	25.0	1	03/12/20 08:00	03/12/20 14:30	541-73-1	W
1,4-Dichlorobenzene	**<25.0**	ug/kg	60.0	25.0	1	03/12/20 08:00	03/12/20 14:30	106-46-7	W
Dichlorodifluoromethane	**<25.0**	ug/kg	72.0	25.0	1	03/12/20 08:00	03/12/20 14:30	75-71-8	W
1,1-Dichloroethane	**<25.0**	ug/kg	60.0	25.0	1	03/12/20 08:00	03/12/20 14:30	75-34-3	W
1,2-Dichloroethane	**<25.0**	ug/kg	60.0	25.0	1	03/12/20 08:00	03/12/20 14:30	107-06-2	W
1,1-Dichloroethene	**<25.0**	ug/kg	60.0	25.0	1	03/12/20 08:00	03/12/20 14:30	75-35-4	W
cis-1,2-Dichloroethene	**<25.0**	ug/kg	60.0	25.0	1	03/12/20 08:00	03/12/20 14:30	156-59-2	W
trans-1,2-Dichloroethene	**<25.0**	ug/kg	67.0	25.0	1	03/12/20 08:00	03/12/20 14:30	156-60-5	W
1,2-Dichloropropane	**<25.0**	ug/kg	60.0	25.0	1	03/12/20 08:00	03/12/20 14:30	78-87-5	W
1,3-Dichloropropane	**<25.0**	ug/kg	60.0	25.0	1	03/12/20 08:00	03/12/20 14:30	142-28-9	W
2,2-Dichloropropane	**<25.0**	ug/kg	60.0	25.0	1	03/12/20 08:00	03/12/20 14:30	594-20-7	W
1,1-Dichloropropene	**<25.0**	ug/kg	60.0	25.0	1	03/12/20 08:00	03/12/20 14:30	563-58-6	W
cis-1,3-Dichloropropene	**<42.3**	ug/kg	141	42.3	1	03/12/20 08:00	03/12/20 14:30	10061-01-5	W
trans-1,3-Dichloropropene	**<25.0**	ug/kg	74.0	25.0	1	03/12/20 08:00	03/12/20 14:30	10061-02-6	W
Diisopropyl ether	**<25.0**	ug/kg	60.0	25.0	1	03/12/20 08:00	03/12/20 14:30	108-20-3	W
Ethylbenzene	**<25.0**	ug/kg	60.0	25.0	1	03/12/20 08:00	03/12/20 14:30	100-41-4	W
Hexachloro-1,3-butadiene	**<68.7**	ug/kg	229	68.7	1	03/12/20 08:00	03/12/20 14:30	87-68-3	W
Isopropylbenzene (Cumene)	**<25.0**	ug/kg	60.0	25.0	1	03/12/20 08:00	03/12/20 14:30	98-82-8	W
p-Isopropyltoluene	**<25.0**	ug/kg	72.0	25.0	1	03/12/20 08:00	03/12/20 14:30	99-87-6	W
Methylene Chloride	**<26.3**	ug/kg	88.0	26.3	1	03/12/20 08:00	03/12/20 14:30	75-09-2	W
Methyl-tert-butyl ether	**<25.0**	ug/kg	60.0	25.0	1	03/12/20 08:00	03/12/20 14:30	1634-04-4	W
Naphthalene	**<27.3**	ug/kg	91.0	27.3	1	03/12/20 08:00	03/12/20 14:30	91-20-3	W
n-Propylbenzene	**<25.0**	ug/kg	60.0	25.0	1	03/12/20 08:00	03/12/20 14:30	103-65-1	W
Styrene	**<25.0**	ug/kg	60.0	25.0	1	03/12/20 08:00	03/12/20 14:30	100-42-5	W
1,1,1,2-Tetrachloroethane	**<25.0**	ug/kg	60.0	25.0	1	03/12/20 08:00	03/12/20 14:30	630-20-6	W
1,1,2,2-Tetrachloroethane	**<25.0**	ug/kg	60.0	25.0	1	03/12/20 08:00	03/12/20 14:30	79-34-5	W
Tetrachloroethene	**<38.7**	ug/kg	129	38.7	1	03/12/20 08:00	03/12/20 14:30	127-18-4	W
Toluene	**<25.0**	ug/kg	60.0	25.0	1	03/12/20 08:00	03/12/20 14:30	108-88-3	W
1,2,3-Trichlorobenzene	**<47.3**	ug/kg	158	47.3	1	03/12/20 08:00	03/12/20 14:30	87-61-6	W
1,2,4-Trichlorobenzene	**<41.7**	ug/kg	250	41.7	1	03/12/20 08:00	03/12/20 14:30	120-82-1	W
1,1,1-Trichloroethane	**<25.0**	ug/kg	60.0	25.0	1	03/12/20 08:00	03/12/20 14:30	71-55-6	W
1,1,2-Trichloroethane	**<25.0**	ug/kg	60.0	25.0	1	03/12/20 08:00	03/12/20 14:30	79-00-5	W
Trichloroethene	**<25.0**	ug/kg	60.0	25.0	1	03/12/20 08:00	03/12/20 14:30	79-01-6	W
Trichlorofluoromethane	**<25.0**	ug/kg	65.0	25.0	1	03/12/20 08:00	03/12/20 14:30	75-69-4	W

REPORT OF LABORATORY ANALYSIS

This report shall not be reproduced, except in full,
without the written consent of Pace Analytical Services, LLC.

Pace Analytical Services, LLC
1241 Bellevue Street - Suite 9
Green Bay, WI 54302
(920)469-2436

ANALYTICAL RESULTS

Project: 60617051 SHOE FACTORY SITE
Pace Project No.: 40204467

Sample: SP-102/1-2 **Lab ID: 40204467002** Collected: 03/05/20 10:25 Received: 03/10/20 09:15 Matrix: Solid

Results reported on a "dry weight" basis and are adjusted for percent moisture, sample size and any dilutions.

Parameters	Results	Units	LOQ	LOD	DF	Prepared	Analyzed	CAS No.	Qual
8260 MSV Med Level Normal List	Analytical Method: EPA 8260 Preparation Method: EPA 5035/5030B								
1,2,3-Trichloropropane	**<37.4**	ug/kg	125	37.4	1	03/12/20 08:00	03/12/20 14:30	96-18-4	W
1,2,4-Trimethylbenzene	**<25.0**	ug/kg	60.0	25.0	1	03/12/20 08:00	03/12/20 14:30	95-63-6	W
1,3,5-Trimethylbenzene	**<25.0**	ug/kg	60.0	25.0	1	03/12/20 08:00	03/12/20 14:30	108-67-8	W
Vinyl chloride	**<25.0**	ug/kg	60.0	25.0	1	03/12/20 08:00	03/12/20 14:30	75-01-4	W
Xylene (Total)	**<75.0**	ug/kg	180	75.0	1	03/12/20 08:00	03/12/20 14:30	1330-20-7	W
m&p-Xylene	**<50.0**	ug/kg	120	50.0	1	03/12/20 08:00	03/12/20 14:30	179601-23-1	W
o-Xylene	**<25.0**	ug/kg	60.0	25.0	1	03/12/20 08:00	03/12/20 14:30	95-47-6	W
Surrogates									
Dibromofluoromethane (S)	104	%	57-146		1	03/12/20 08:00	03/12/20 14:30	1868-53-7	
Toluene-d8 (S)	106	%	64-134		1	03/12/20 08:00	03/12/20 14:30	2037-26-5	
4-Bromofluorobenzene (S)	99	%	54-126		1	03/12/20 08:00	03/12/20 14:30	460-00-4	
Percent Moisture	Analytical Method: ASTM D2974-87								
Percent Moisture	**22.6**	%	0.10	0.10	1		03/11/20 14:18		

REPORT OF LABORATORY ANALYSIS

This report shall not be reproduced, except in full,
without the written consent of Pace Analytical Services, LLC.

Pace Analytical Services, LLC
1241 Bellevue Street - Suite 9
Green Bay, WI 54302
(920)469-2436

ANALYTICAL RESULTS

Project: 60617051 SHOE FACTORY SITE
Pace Project No.: 40204467

Sample: SP-102/ 4-5 **Lab ID: 40204467003** Collected: 03/05/20 10:40 Received: 03/10/20 09:15 Matrix: Solid

Results reported on a "dry weight" basis and are adjusted for percent moisture, sample size and any dilutions.

Parameters	Results	Units	LOQ	LOD	DF	Prepared	Analyzed	CAS No.	Qual
6010 MET ICP	Analytical Method: EPA 6010 Preparation Method: EPA 3050								
Arsenic	**9.4**	mg/kg	6.0	1.8	1	03/11/20 08:07	03/11/20 18:31	7440-38-2	
Barium	**306**	mg/kg	0.61	0.18	1	03/11/20 08:07	03/11/20 18:31	7440-39-3	
Cadmium	**<0.16**	mg/kg	0.61	0.16	1	03/11/20 08:07	03/11/20 18:31	7440-43-9	
Chromium	**19.6**	mg/kg	1.2	0.34	1	03/11/20 08:07	03/11/20 18:31	7440-47-3	
Lead	**6.1**	mg/kg	2.5	0.73	1	03/11/20 08:07	03/11/20 18:31	7439-92-1	
Selenium	**<1.6**	mg/kg	5.3	1.6	1	03/11/20 08:07	03/11/20 18:31	7782-49-2	
Silver	**0.57J**	mg/kg	1.2	0.38	1	03/11/20 08:07	03/11/20 18:31	7440-22-4	
7471 Mercury	Analytical Method: EPA 7471 Preparation Method: EPA 7471								
Mercury	**0.019J**	mg/kg	0.044	0.013	1	03/12/20 08:32	03/12/20 13:58	7439-97-6	
8270 MSSV PAH by SIM	Analytical Method: EPA 8270 by SIM Preparation Method: EPA 3546								
Acenaphthene	**<2.7**	ug/kg	21.2	2.7	1	03/11/20 09:14	03/13/20 14:46	83-32-9	
Acenaphthylene	**<2.7**	ug/kg	21.2	2.7	1	03/11/20 09:14	03/13/20 14:46	208-96-8	
Anthracene	**<2.6**	ug/kg	21.2	2.6	1	03/11/20 09:14	03/13/20 14:46	120-12-7	
Benzo(a)anthracene	**<2.7**	ug/kg	21.2	2.7	1	03/11/20 09:14	03/13/20 14:46	56-55-3	
Benzo(a)pyrene	**<2.4**	ug/kg	21.2	2.4	1	03/11/20 09:14	03/13/20 14:46	50-32-8	
Benzo(b)fluoranthene	**<2.9**	ug/kg	21.2	2.9	1	03/11/20 09:14	03/13/20 14:46	205-99-2	
Benzo(g,h,i)perylene	**<3.7**	ug/kg	21.2	3.7	1	03/11/20 09:14	03/13/20 14:46	191-24-2	
Benzo(k)fluoranthene	**<2.7**	ug/kg	21.2	2.7	1	03/11/20 09:14	03/13/20 14:46	207-08-9	
Chrysene	**<4.0**	ug/kg	21.2	4.0	1	03/11/20 09:14	03/13/20 14:46	218-01-9	
Dibenz(a,h)anthracene	**<2.9**	ug/kg	21.2	2.9	1	03/11/20 09:14	03/13/20 14:46	53-70-3	
Fluoranthene	**<2.5**	ug/kg	21.2	2.5	1	03/11/20 09:14	03/13/20 14:46	206-44-0	
Fluorene	**<2.5**	ug/kg	21.2	2.5	1	03/11/20 09:14	03/13/20 14:46	86-73-7	
Indeno(1,2,3-cd)pyrene	**<4.4**	ug/kg	21.2	4.4	1	03/11/20 09:14	03/13/20 14:46	193-39-5	
1-Methylnaphthalene	**<3.1**	ug/kg	21.2	3.1	1	03/11/20 09:14	03/13/20 14:46	90-12-0	
2-Methylnaphthalene	**<3.1**	ug/kg	21.2	3.1	1	03/11/20 09:14	03/13/20 14:46	91-57-6	
Naphthalene	**<2.1**	ug/kg	21.2	2.1	1	03/11/20 09:14	03/13/20 14:46	91-20-3	
Phenanthrene	**<2.4**	ug/kg	21.2	2.4	1	03/11/20 09:14	03/13/20 14:46	85-01-8	
Pyrene	**<3.1**	ug/kg	21.2	3.1	1	03/11/20 09:14	03/13/20 14:46	129-00-0	
Surrogates									
2-Fluorobiphenyl (S)	75	%	42-92		1	03/11/20 09:14	03/13/20 14:46	321-60-8	
Terphenyl-d14 (S)	70	%	40-92		1	03/11/20 09:14	03/13/20 14:46	1718-51-0	
8260 MSV Med Level Normal List	Analytical Method: EPA 8260 Preparation Method: EPA 5035/5030B								
Benzene	**<25.0**	ug/kg	60.0	25.0	1	03/12/20 08:00	03/12/20 14:53	71-43-2	W
Bromobenzene	**<25.0**	ug/kg	62.0	25.0	1	03/12/20 08:00	03/12/20 14:53	108-86-1	W
Bromochloromethane	**<25.0**	ug/kg	70.0	25.0	1	03/12/20 08:00	03/12/20 14:53	74-97-5	W
Bromodichloromethane	**<25.0**	ug/kg	60.0	25.0	1	03/12/20 08:00	03/12/20 14:53	75-27-4	W
Bromoform	**<25.0**	ug/kg	72.0	25.0	1	03/12/20 08:00	03/12/20 14:53	75-25-2	W
Bromomethane	**<63.8**	ug/kg	250	63.8	1	03/12/20 08:00	03/12/20 14:53	74-83-9	W
n-Butylbenzene	**<30.0**	ug/kg	100	30.0	1	03/12/20 08:00	03/12/20 14:53	104-51-8	W
sec-Butylbenzene	**<25.0**	ug/kg	72.0	25.0	1	03/12/20 08:00	03/12/20 14:53	135-98-8	W
tert-Butylbenzene	**<25.0**	ug/kg	62.0	25.0	1	03/12/20 08:00	03/12/20 14:53	98-06-6	W
Carbon tetrachloride	**<25.0**	ug/kg	60.0	25.0	1	03/12/20 08:00	03/12/20 14:53	56-23-5	W

REPORT OF LABORATORY ANALYSIS

This report shall not be reproduced, except in full,
without the written consent of Pace Analytical Services, LLC.

Pace Analytical Services, LLC
1241 Bellevue Street - Suite 9
Green Bay, WI 54302
(920)469-2436

ANALYTICAL RESULTS

Project: 60617051 SHOE FACTORY SITE
Pace Project No.: 40204467

Sample: SP-102/ 4-5 **Lab ID: 40204467003** Collected: 03/05/20 10:40 Received: 03/10/20 09:15 Matrix: Solid

Results reported on a "dry weight" basis and are adjusted for percent moisture, sample size and any dilutions.

Parameters	Results	Units	LOQ	LOD	DF	Prepared	Analyzed	CAS No.	Qual
8260 MSV Med Level Normal List	Analytical Method: EPA 8260 Preparation Method: EPA 5035/5030B								
Chlorobenzene	**<25.0**	ug/kg	60.0	25.0	1	03/12/20 08:00	03/12/20 14:53	108-90-7	W
Chloroethane	**<46.4**	ug/kg	250	46.4	1	03/12/20 08:00	03/12/20 14:53	75-00-3	W
Chloroform	**<47.5**	ug/kg	250	47.5	1	03/12/20 08:00	03/12/20 14:53	67-66-3	W
Chloromethane	**<25.0**	ug/kg	80.0	25.0	1	03/12/20 08:00	03/12/20 14:53	74-87-3	W
2-Chlorotoluene	**<25.0**	ug/kg	64.0	25.0	1	03/12/20 08:00	03/12/20 14:53	95-49-8	W
4-Chlorotoluene	**<25.0**	ug/kg	64.0	25.0	1	03/12/20 08:00	03/12/20 14:53	106-43-4	W
1,2-Dibromo-3-chloropropane	**<237**	ug/kg	789	237	1	03/12/20 08:00	03/12/20 14:53	96-12-8	W
Dibromochloromethane	**<229**	ug/kg	763	229	1	03/12/20 08:00	03/12/20 14:53	124-48-1	W
1,2-Dibromoethane (EDB)	**<25.0**	ug/kg	60.0	25.0	1	03/12/20 08:00	03/12/20 14:53	106-93-4	W
Dibromomethane	**<25.0**	ug/kg	60.0	25.0	1	03/12/20 08:00	03/12/20 14:53	74-95-3	W
1,2-Dichlorobenzene	**<25.0**	ug/kg	60.0	25.0	1	03/12/20 08:00	03/12/20 14:53	95-50-1	W
1,3-Dichlorobenzene	**<25.0**	ug/kg	60.0	25.0	1	03/12/20 08:00	03/12/20 14:53	541-73-1	W
1,4-Dichlorobenzene	**<25.0**	ug/kg	60.0	25.0	1	03/12/20 08:00	03/12/20 14:53	106-46-7	W
Dichlorodifluoromethane	**<25.0**	ug/kg	72.0	25.0	1	03/12/20 08:00	03/12/20 14:53	75-71-8	W
1,1-Dichloroethane	**<25.0**	ug/kg	60.0	25.0	1	03/12/20 08:00	03/12/20 14:53	75-34-3	W
1,2-Dichloroethane	**<25.0**	ug/kg	60.0	25.0	1	03/12/20 08:00	03/12/20 14:53	107-06-2	W
1,1-Dichloroethene	**<25.0**	ug/kg	60.0	25.0	1	03/12/20 08:00	03/12/20 14:53	75-35-4	W
cis-1,2-Dichloroethene	**<25.0**	ug/kg	60.0	25.0	1	03/12/20 08:00	03/12/20 14:53	156-59-2	W
trans-1,2-Dichloroethene	**<25.0**	ug/kg	67.0	25.0	1	03/12/20 08:00	03/12/20 14:53	156-60-5	W
1,2-Dichloropropane	**<25.0**	ug/kg	60.0	25.0	1	03/12/20 08:00	03/12/20 14:53	78-87-5	W
1,3-Dichloropropane	**<25.0**	ug/kg	60.0	25.0	1	03/12/20 08:00	03/12/20 14:53	142-28-9	W
2,2-Dichloropropane	**<25.0**	ug/kg	60.0	25.0	1	03/12/20 08:00	03/12/20 14:53	594-20-7	W
1,1-Dichloropropene	**<25.0**	ug/kg	60.0	25.0	1	03/12/20 08:00	03/12/20 14:53	563-58-6	W
cis-1,3-Dichloropropene	**<42.3**	ug/kg	141	42.3	1	03/12/20 08:00	03/12/20 14:53	10061-01-5	W
trans-1,3-Dichloropropene	**<25.0**	ug/kg	74.0	25.0	1	03/12/20 08:00	03/12/20 14:53	10061-02-6	W
Diisopropyl ether	**<25.0**	ug/kg	60.0	25.0	1	03/12/20 08:00	03/12/20 14:53	108-20-3	W
Ethylbenzene	**<25.0**	ug/kg	60.0	25.0	1	03/12/20 08:00	03/12/20 14:53	100-41-4	W
Hexachloro-1,3-butadiene	**<68.7**	ug/kg	229	68.7	1	03/12/20 08:00	03/12/20 14:53	87-68-3	W
Isopropylbenzene (Cumene)	**<25.0**	ug/kg	60.0	25.0	1	03/12/20 08:00	03/12/20 14:53	98-82-8	W
p-Isopropyltoluene	**<25.0**	ug/kg	72.0	25.0	1	03/12/20 08:00	03/12/20 14:53	99-87-6	W
Methylene Chloride	**<26.3**	ug/kg	88.0	26.3	1	03/12/20 08:00	03/12/20 14:53	75-09-2	W
Methyl-tert-butyl ether	**<25.0**	ug/kg	60.0	25.0	1	03/12/20 08:00	03/12/20 14:53	1634-04-4	W
Naphthalene	**<27.3**	ug/kg	91.0	27.3	1	03/12/20 08:00	03/12/20 14:53	91-20-3	W
n-Propylbenzene	**<25.0**	ug/kg	60.0	25.0	1	03/12/20 08:00	03/12/20 14:53	103-65-1	W
Styrene	**<25.0**	ug/kg	60.0	25.0	1	03/12/20 08:00	03/12/20 14:53	100-42-5	W
1,1,1,2-Tetrachloroethane	**<25.0**	ug/kg	60.0	25.0	1	03/12/20 08:00	03/12/20 14:53	630-20-6	W
1,1,2,2-Tetrachloroethane	**<25.0**	ug/kg	60.0	25.0	1	03/12/20 08:00	03/12/20 14:53	79-34-5	W
Tetrachloroethene	**<38.7**	ug/kg	129	38.7	1	03/12/20 08:00	03/12/20 14:53	127-18-4	W
Toluene	**<25.0**	ug/kg	60.0	25.0	1	03/12/20 08:00	03/12/20 14:53	108-88-3	W
1,2,3-Trichlorobenzene	**<47.3**	ug/kg	158	47.3	1	03/12/20 08:00	03/12/20 14:53	87-61-6	W
1,2,4-Trichlorobenzene	**<41.7**	ug/kg	250	41.7	1	03/12/20 08:00	03/12/20 14:53	120-82-1	W
1,1,1-Trichloroethane	**<25.0**	ug/kg	60.0	25.0	1	03/12/20 08:00	03/12/20 14:53	71-55-6	W
1,1,2-Trichloroethane	**<25.0**	ug/kg	60.0	25.0	1	03/12/20 08:00	03/12/20 14:53	79-00-5	W
Trichloroethene	**<25.0**	ug/kg	60.0	25.0	1	03/12/20 08:00	03/12/20 14:53	79-01-6	W
Trichlorofluoromethane	**<25.0**	ug/kg	65.0	25.0	1	03/12/20 08:00	03/12/20 14:53	75-69-4	W

REPORT OF LABORATORY ANALYSIS

This report shall not be reproduced, except in full,
without the written consent of Pace Analytical Services, LLC.

Pace Analytical Services, LLC
1241 Bellevue Street - Suite 9
Green Bay, WI 54302
(920)469-2436

ANALYTICAL RESULTS

Project: 60617051 SHOE FACTORY SITE
Pace Project No.: 40204467

Sample: SP-102/ 4-5 **Lab ID: 40204467003** Collected: 03/05/20 10:40 Received: 03/10/20 09:15 Matrix: Solid

Results reported on a "dry weight" basis and are adjusted for percent moisture, sample size and any dilutions.

Parameters	Results	Units	LOQ	LOD	DF	Prepared	Analyzed	CAS No.	Qual
8260 MSV Med Level Normal List	Analytical Method: EPA 8260 Preparation Method: EPA 5035/5030B								
1,2,3-Trichloropropane	**<37.4**	ug/kg	125	37.4	1	03/12/20 08:00	03/12/20 14:53	96-18-4	W
1,2,4-Trimethylbenzene	**<25.0**	ug/kg	60.0	25.0	1	03/12/20 08:00	03/12/20 14:53	95-63-6	W
1,3,5-Trimethylbenzene	**<25.0**	ug/kg	60.0	25.0	1	03/12/20 08:00	03/12/20 14:53	108-67-8	W
Vinyl chloride	**<25.0**	ug/kg	60.0	25.0	1	03/12/20 08:00	03/12/20 14:53	75-01-4	W
Xylene (Total)	**<75.0**	ug/kg	180	75.0	1	03/12/20 08:00	03/12/20 14:53	1330-20-7	W
m&p-Xylene	**<50.0**	ug/kg	120	50.0	1	03/12/20 08:00	03/12/20 14:53	179601-23-1	W
o-Xylene	**<25.0**	ug/kg	60.0	25.0	1	03/12/20 08:00	03/12/20 14:53	95-47-6	W
Surrogates									
Dibromofluoromethane (S)	102	%	57-146		1	03/12/20 08:00	03/12/20 14:53	1868-53-7	
Toluene-d8 (S)	104	%	64-134		1	03/12/20 08:00	03/12/20 14:53	2037-26-5	
4-Bromofluorobenzene (S)	95	%	54-126		1	03/12/20 08:00	03/12/20 14:53	460-00-4	
Percent Moisture	Analytical Method: ASTM D2974-87								
Percent Moisture	**21.2**	%	0.10	0.10	1		03/11/20 14:18		

REPORT OF LABORATORY ANALYSIS

This report shall not be reproduced, except in full,
without the written consent of Pace Analytical Services, LLC.

Pace Analytical Services, LLC
1241 Bellevue Street - Suite 9
Green Bay, WI 54302
(920)469-2436

ANALYTICAL RESULTS

Project: 60617051 SHOE FACTORY SITE
Pace Project No.: 40204467

Sample: SP-101/ 1-2 **Lab ID: 40204467004** Collected: 03/05/20 11:30 Received: 03/10/20 09:15 Matrix: Solid

Results reported on a "dry weight" basis and are adjusted for percent moisture, sample size and any dilutions.

Parameters	Results	Units	LOQ	LOD	DF	Prepared	Analyzed	CAS No.	Qual
6010 MET ICP	Analytical Method: EPA 6010 Preparation Method: EPA 3050								
Arsenic	**8.2**	mg/kg	5.9	1.8	1	03/11/20 08:07	03/11/20 18:33	7440-38-2	
Barium	**241**	mg/kg	0.60	0.18	1	03/11/20 08:07	03/11/20 18:33	7440-39-3	
Cadmium	**0.33J**	mg/kg	0.60	0.16	1	03/11/20 08:07	03/11/20 18:33	7440-43-9	
Chromium	**23.3**	mg/kg	6.0	1.7	5	03/11/20 08:07	03/12/20 14:00	7440-47-3	
Lead	**14.7**	mg/kg	12.1	3.6	5	03/11/20 08:07	03/12/20 14:00	7439-92-1	
Selenium	**2.7J**	mg/kg	5.3	1.6	1	03/11/20 08:07	03/11/20 18:33	7782-49-2	
Silver	**1.2J**	mg/kg	1.2	0.37	1	03/11/20 08:07	03/11/20 18:33	7440-22-4	
7471 Mercury	Analytical Method: EPA 7471 Preparation Method: EPA 7471								
Mercury	**0.12**	mg/kg	0.041	0.012	1	03/12/20 08:32	03/12/20 14:00	7439-97-6	
8270 MSSV PAH by SIM	Analytical Method: EPA 8270 by SIM Preparation Method: EPA 3546								
Acenaphthene	**<2.7**	ug/kg	20.7	2.7	1	03/11/20 09:14	03/13/20 15:04	83-32-9	
Acenaphthylene	**<2.6**	ug/kg	20.7	2.6	1	03/11/20 09:14	03/13/20 15:04	208-96-8	
Anthracene	**<2.6**	ug/kg	20.7	2.6	1	03/11/20 09:14	03/13/20 15:04	120-12-7	
Benzo(a)anthracene	**3.2J**	ug/kg	20.7	2.7	1	03/11/20 09:14	03/13/20 15:04	56-55-3	
Benzo(a)pyrene	**2.7J**	ug/kg	20.7	2.3	1	03/11/20 09:14	03/13/20 15:04	50-32-8	
Benzo(b)fluoranthene	**4.2J**	ug/kg	20.7	2.9	1	03/11/20 09:14	03/13/20 15:04	205-99-2	
Benzo(g,h,i)perylene	**<3.6**	ug/kg	20.7	3.6	1	03/11/20 09:14	03/13/20 15:04	191-24-2	
Benzo(k)fluoranthene	**<2.6**	ug/kg	20.7	2.6	1	03/11/20 09:14	03/13/20 15:04	207-08-9	
Chrysene	**4.2J**	ug/kg	20.7	3.9	1	03/11/20 09:14	03/13/20 15:04	218-01-9	
Dibenz(a,h)anthracene	**<2.9**	ug/kg	20.7	2.9	1	03/11/20 09:14	03/13/20 15:04	53-70-3	
Fluoranthene	**5.7J**	ug/kg	20.7	2.4	1	03/11/20 09:14	03/13/20 15:04	206-44-0	
Fluorene	**<2.5**	ug/kg	20.7	2.5	1	03/11/20 09:14	03/13/20 15:04	86-73-7	
Indeno(1,2,3-cd)pyrene	**<4.3**	ug/kg	20.7	4.3	1	03/11/20 09:14	03/13/20 15:04	193-39-5	
1-Methylnaphthalene	**<3.0**	ug/kg	20.7	3.0	1	03/11/20 09:14	03/13/20 15:04	90-12-0	
2-Methylnaphthalene	**<3.0**	ug/kg	20.7	3.0	1	03/11/20 09:14	03/13/20 15:04	91-57-6	
Naphthalene	**<2.0**	ug/kg	20.7	2.0	1	03/11/20 09:14	03/13/20 15:04	91-20-3	
Phenanthrene	**2.9J**	ug/kg	20.7	2.4	1	03/11/20 09:14	03/13/20 15:04	85-01-8	
Pyrene	**4.8J**	ug/kg	20.7	3.0	1	03/11/20 09:14	03/13/20 15:04	129-00-0	
Surrogates									
2-Fluorobiphenyl (S)	73	%	42-92		1	03/11/20 09:14	03/13/20 15:04	321-60-8	
Terphenyl-d14 (S)	64	%	40-92		1	03/11/20 09:14	03/13/20 15:04	1718-51-0	
8260 MSV Med Level Normal List	Analytical Method: EPA 8260 Preparation Method: EPA 5035/5030B								
Benzene	**<25.0**	ug/kg	60.0	25.0	1	03/12/20 08:00	03/12/20 15:15	71-43-2	W
Bromobenzene	**<25.0**	ug/kg	62.0	25.0	1	03/12/20 08:00	03/12/20 15:15	108-86-1	W
Bromochloromethane	**<25.0**	ug/kg	70.0	25.0	1	03/12/20 08:00	03/12/20 15:15	74-97-5	W
Bromodichloromethane	**<25.0**	ug/kg	60.0	25.0	1	03/12/20 08:00	03/12/20 15:15	75-27-4	W
Bromoform	**<25.0**	ug/kg	72.0	25.0	1	03/12/20 08:00	03/12/20 15:15	75-25-2	W
Bromomethane	**<63.8**	ug/kg	250	63.8	1	03/12/20 08:00	03/12/20 15:15	74-83-9	W
n-Butylbenzene	**<30.0**	ug/kg	100	30.0	1	03/12/20 08:00	03/12/20 15:15	104-51-8	W
sec-Butylbenzene	**<25.0**	ug/kg	72.0	25.0	1	03/12/20 08:00	03/12/20 15:15	135-98-8	W
tert-Butylbenzene	**<25.0**	ug/kg	62.0	25.0	1	03/12/20 08:00	03/12/20 15:15	98-06-6	W
Carbon tetrachloride	**<25.0**	ug/kg	60.0	25.0	1	03/12/20 08:00	03/12/20 15:15	56-23-5	W

REPORT OF LABORATORY ANALYSIS

This report shall not be reproduced, except in full,
without the written consent of Pace Analytical Services, LLC.

Pace Analytical Services, LLC
1241 Bellevue Street - Suite 9
Green Bay, WI 54302
(920)469-2436

ANALYTICAL RESULTS

Project: 60617051 SHOE FACTORY SITE
Pace Project No.: 40204467

Sample: SP-101/ 1-2 **Lab ID: 40204467004** Collected: 03/05/20 11:30 Received: 03/10/20 09:15 Matrix: Solid

Results reported on a "dry weight" basis and are adjusted for percent moisture, sample size and any dilutions.

Parameters	Results	Units	LOQ	LOD	DF	Prepared	Analyzed	CAS No.	Qual
8260 MSV Med Level Normal List	Analytical Method: EPA 8260 Preparation Method: EPA 5035/5030B								
Chlorobenzene	**<25.0**	ug/kg	60.0	25.0	1	03/12/20 08:00	03/12/20 15:15	108-90-7	W
Chloroethane	**<46.4**	ug/kg	250	46.4	1	03/12/20 08:00	03/12/20 15:15	75-00-3	W
Chloroform	**<47.5**	ug/kg	250	47.5	1	03/12/20 08:00	03/12/20 15:15	67-66-3	W
Chloromethane	**<25.0**	ug/kg	80.0	25.0	1	03/12/20 08:00	03/12/20 15:15	74-87-3	W
2-Chlorotoluene	**<25.0**	ug/kg	64.0	25.0	1	03/12/20 08:00	03/12/20 15:15	95-49-8	W
4-Chlorotoluene	**<25.0**	ug/kg	64.0	25.0	1	03/12/20 08:00	03/12/20 15:15	106-43-4	W
1,2-Dibromo-3-chloropropane	**<237**	ug/kg	789	237	1	03/12/20 08:00	03/12/20 15:15	96-12-8	W
Dibromochloromethane	**<229**	ug/kg	763	229	1	03/12/20 08:00	03/12/20 15:15	124-48-1	W
1,2-Dibromoethane (EDB)	**<25.0**	ug/kg	60.0	25.0	1	03/12/20 08:00	03/12/20 15:15	106-93-4	W
Dibromomethane	**<25.0**	ug/kg	60.0	25.0	1	03/12/20 08:00	03/12/20 15:15	74-95-3	W
1,2-Dichlorobenzene	**<25.0**	ug/kg	60.0	25.0	1	03/12/20 08:00	03/12/20 15:15	95-50-1	W
1,3-Dichlorobenzene	**<25.0**	ug/kg	60.0	25.0	1	03/12/20 08:00	03/12/20 15:15	541-73-1	W
1,4-Dichlorobenzene	**<25.0**	ug/kg	60.0	25.0	1	03/12/20 08:00	03/12/20 15:15	106-46-7	W
Dichlorodifluoromethane	**<25.0**	ug/kg	72.0	25.0	1	03/12/20 08:00	03/12/20 15:15	75-71-8	W
1,1-Dichloroethane	**<25.0**	ug/kg	60.0	25.0	1	03/12/20 08:00	03/12/20 15:15	75-34-3	W
1,2-Dichloroethane	**<25.0**	ug/kg	60.0	25.0	1	03/12/20 08:00	03/12/20 15:15	107-06-2	W
1,1-Dichloroethene	**<25.0**	ug/kg	60.0	25.0	1	03/12/20 08:00	03/12/20 15:15	75-35-4	W
cis-1,2-Dichloroethene	**<25.0**	ug/kg	60.0	25.0	1	03/12/20 08:00	03/12/20 15:15	156-59-2	W
trans-1,2-Dichloroethene	**<25.0**	ug/kg	67.0	25.0	1	03/12/20 08:00	03/12/20 15:15	156-60-5	W
1,2-Dichloropropane	**<25.0**	ug/kg	60.0	25.0	1	03/12/20 08:00	03/12/20 15:15	78-87-5	W
1,3-Dichloropropane	**<25.0**	ug/kg	60.0	25.0	1	03/12/20 08:00	03/12/20 15:15	142-28-9	W
2,2-Dichloropropane	**<25.0**	ug/kg	60.0	25.0	1	03/12/20 08:00	03/12/20 15:15	594-20-7	W
1,1-Dichloropropene	**<25.0**	ug/kg	60.0	25.0	1	03/12/20 08:00	03/12/20 15:15	563-58-6	W
cis-1,3-Dichloropropene	**<42.3**	ug/kg	141	42.3	1	03/12/20 08:00	03/12/20 15:15	10061-01-5	W
trans-1,3-Dichloropropene	**<25.0**	ug/kg	74.0	25.0	1	03/12/20 08:00	03/12/20 15:15	10061-02-6	W
Diisopropyl ether	**<25.0**	ug/kg	60.0	25.0	1	03/12/20 08:00	03/12/20 15:15	108-20-3	W
Ethylbenzene	**<25.0**	ug/kg	60.0	25.0	1	03/12/20 08:00	03/12/20 15:15	100-41-4	W
Hexachloro-1,3-butadiene	**<68.7**	ug/kg	229	68.7	1	03/12/20 08:00	03/12/20 15:15	87-68-3	W
Isopropylbenzene (Cumene)	**<25.0**	ug/kg	60.0	25.0	1	03/12/20 08:00	03/12/20 15:15	98-82-8	W
p-Isopropyltoluene	**<25.0**	ug/kg	72.0	25.0	1	03/12/20 08:00	03/12/20 15:15	99-87-6	W
Methylene Chloride	**<26.3**	ug/kg	88.0	26.3	1	03/12/20 08:00	03/12/20 15:15	75-09-2	W
Methyl-tert-butyl ether	**<25.0**	ug/kg	60.0	25.0	1	03/12/20 08:00	03/12/20 15:15	1634-04-4	W
Naphthalene	**<27.3**	ug/kg	91.0	27.3	1	03/12/20 08:00	03/12/20 15:15	91-20-3	W
n-Propylbenzene	**<25.0**	ug/kg	60.0	25.0	1	03/12/20 08:00	03/12/20 15:15	103-65-1	W
Styrene	**<25.0**	ug/kg	60.0	25.0	1	03/12/20 08:00	03/12/20 15:15	100-42-5	W
1,1,1,2-Tetrachloroethane	**<25.0**	ug/kg	60.0	25.0	1	03/12/20 08:00	03/12/20 15:15	630-20-6	W
1,1,2,2-Tetrachloroethane	**<25.0**	ug/kg	60.0	25.0	1	03/12/20 08:00	03/12/20 15:15	79-34-5	W
Tetrachloroethene	**<38.7**	ug/kg	129	38.7	1	03/12/20 08:00	03/12/20 15:15	127-18-4	W
Toluene	**<25.0**	ug/kg	60.0	25.0	1	03/12/20 08:00	03/12/20 15:15	108-88-3	W
1,2,3-Trichlorobenzene	**<47.3**	ug/kg	158	47.3	1	03/12/20 08:00	03/12/20 15:15	87-61-6	W
1,2,4-Trichlorobenzene	**<41.7**	ug/kg	250	41.7	1	03/12/20 08:00	03/12/20 15:15	120-82-1	W
1,1,1-Trichloroethane	**<25.0**	ug/kg	60.0	25.0	1	03/12/20 08:00	03/12/20 15:15	71-55-6	W
1,1,2-Trichloroethane	**<25.0**	ug/kg	60.0	25.0	1	03/12/20 08:00	03/12/20 15:15	79-00-5	W
Trichloroethene	**<25.0**	ug/kg	60.0	25.0	1	03/12/20 08:00	03/12/20 15:15	79-01-6	W
Trichlorofluoromethane	**<25.0**	ug/kg	65.0	25.0	1	03/12/20 08:00	03/12/20 15:15	75-69-4	W

REPORT OF LABORATORY ANALYSIS

This report shall not be reproduced, except in full,
without the written consent of Pace Analytical Services, LLC.

Pace Analytical Services, LLC
1241 Bellevue Street - Suite 9
Green Bay, WI 54302
(920)469-2436

ANALYTICAL RESULTS

Project: 60617051 SHOE FACTORY SITE
Pace Project No.: 40204467

Sample: SP-101/ 1-2 **Lab ID: 40204467004** Collected: 03/05/20 11:30 Received: 03/10/20 09:15 Matrix: Solid

Results reported on a "dry weight" basis and are adjusted for percent moisture, sample size and any dilutions.

Parameters	Results	Units	LOQ	LOD	DF	Prepared	Analyzed	CAS No.	Qual
8260 MSV Med Level Normal List	Analytical Method: EPA 8260 Preparation Method: EPA 5035/5030B								
1,2,3-Trichloropropane	**<37.4**	ug/kg	125	37.4	1	03/12/20 08:00	03/12/20 15:15	96-18-4	W
1,2,4-Trimethylbenzene	**<25.0**	ug/kg	60.0	25.0	1	03/12/20 08:00	03/12/20 15:15	95-63-6	W
1,3,5-Trimethylbenzene	**<25.0**	ug/kg	60.0	25.0	1	03/12/20 08:00	03/12/20 15:15	108-67-8	W
Vinyl chloride	**<25.0**	ug/kg	60.0	25.0	1	03/12/20 08:00	03/12/20 15:15	75-01-4	W
Xylene (Total)	**<75.0**	ug/kg	180	75.0	1	03/12/20 08:00	03/12/20 15:15	1330-20-7	W
m&p-Xylene	**<50.0**	ug/kg	120	50.0	1	03/12/20 08:00	03/12/20 15:15	179601-23-1	W
o-Xylene	**<25.0**	ug/kg	60.0	25.0	1	03/12/20 08:00	03/12/20 15:15	95-47-6	W
Surrogates									
Dibromofluoromethane (S)	107	%	57-146		1	03/12/20 08:00	03/12/20 15:15	1868-53-7	
Toluene-d8 (S)	108	%	64-134		1	03/12/20 08:00	03/12/20 15:15	2037-26-5	
4-Bromofluorobenzene (S)	100	%	54-126		1	03/12/20 08:00	03/12/20 15:15	460-00-4	
Percent Moisture	Analytical Method: ASTM D2974-87								
Percent Moisture	**19.3**	%	0.10	0.10	1		03/11/20 14:18		

REPORT OF LABORATORY ANALYSIS

This report shall not be reproduced, except in full,
without the written consent of Pace Analytical Services, LLC.

Pace Analytical Services, LLC
1241 Bellevue Street - Suite 9
Green Bay, WI 54302
(920)469-2436

ANALYTICAL RESULTS

Project: 60617051 SHOE FACTORY SITE
Pace Project No.: 40204467

Sample: SP-101/ 4-5 **Lab ID: 40204467005** Collected: 03/05/20 11:35 Received: 03/10/20 09:15 Matrix: Solid

Results reported on a "dry weight" basis and are adjusted for percent moisture, sample size and any dilutions.

Parameters	Results	Units	LOQ	LOD	DF	Prepared	Analyzed	CAS No.	Qual
6010 MET ICP	Analytical Method: EPA 6010 Preparation Method: EPA 3050								
Arsenic	**9.2**	mg/kg	6.0	1.8	1	03/11/20 08:07	03/11/20 18:36	7440-38-2	
Barium	**135**	mg/kg	0.61	0.18	1	03/11/20 08:07	03/11/20 18:36	7440-39-3	
Cadmium	**0.25J**	mg/kg	0.61	0.16	1	03/11/20 08:07	03/11/20 18:36	7440-43-9	
Chromium	**23.0**	mg/kg	1.2	0.34	1	03/11/20 08:07	03/11/20 18:36	7440-47-3	
Lead	**7.6**	mg/kg	2.4	0.73	1	03/11/20 08:07	03/11/20 18:36	7439-92-1	
Selenium	**1.6J**	mg/kg	5.3	1.6	1	03/11/20 08:07	03/11/20 18:36	7782-49-2	
Silver	**0.51J**	mg/kg	1.2	0.38	1	03/11/20 08:07	03/11/20 18:36	7440-22-4	
7471 Mercury	Analytical Method: EPA 7471 Preparation Method: EPA 7471								
Mercury	**0.040J**	mg/kg	0.042	0.013	1	03/12/20 08:32	03/12/20 14:03	7439-97-6	
8270 MSSV PAH by SIM	Analytical Method: EPA 8270 by SIM Preparation Method: EPA 3546								
Acenaphthene	**<2.9**	ug/kg	22.0	2.9	1	03/11/20 09:14	03/13/20 15:21	83-32-9	
Acenaphthylene	**<2.8**	ug/kg	22.0	2.8	1	03/11/20 09:14	03/13/20 15:21	208-96-8	
Anthracene	**<2.7**	ug/kg	22.0	2.7	1	03/11/20 09:14	03/13/20 15:21	120-12-7	
Benzo(a)anthracene	**<2.8**	ug/kg	22.0	2.8	1	03/11/20 09:14	03/13/20 15:21	56-55-3	
Benzo(a)pyrene	**<2.5**	ug/kg	22.0	2.5	1	03/11/20 09:14	03/13/20 15:21	50-32-8	
Benzo(b)fluoranthene	**<3.1**	ug/kg	22.0	3.1	1	03/11/20 09:14	03/13/20 15:21	205-99-2	
Benzo(g,h,i)perylene	**<3.9**	ug/kg	22.0	3.9	1	03/11/20 09:14	03/13/20 15:21	191-24-2	
Benzo(k)fluoranthene	**<2.8**	ug/kg	22.0	2.8	1	03/11/20 09:14	03/13/20 15:21	207-08-9	
Chrysene	**<4.1**	ug/kg	22.0	4.1	1	03/11/20 09:14	03/13/20 15:21	218-01-9	
Dibenz(a,h)anthracene	**<3.0**	ug/kg	22.0	3.0	1	03/11/20 09:14	03/13/20 15:21	53-70-3	
Fluoranthene	**<2.6**	ug/kg	22.0	2.6	1	03/11/20 09:14	03/13/20 15:21	206-44-0	
Fluorene	**<2.6**	ug/kg	22.0	2.6	1	03/11/20 09:14	03/13/20 15:21	86-73-7	
Indeno(1,2,3-cd)pyrene	**<4.6**	ug/kg	22.0	4.6	1	03/11/20 09:14	03/13/20 15:21	193-39-5	
1-Methylnaphthalene	**5.6J**	ug/kg	22.0	3.2	1	03/11/20 09:14	03/13/20 15:21	90-12-0	
2-Methylnaphthalene	**<3.2**	ug/kg	22.0	3.2	1	03/11/20 09:14	03/13/20 15:21	91-57-6	
Naphthalene	**<2.1**	ug/kg	22.0	2.1	1	03/11/20 09:14	03/13/20 15:21	91-20-3	
Phenanthrene	**2.5J**	ug/kg	22.0	2.5	1	03/11/20 09:14	03/13/20 15:21	85-01-8	
Pyrene	**<3.2**	ug/kg	22.0	3.2	1	03/11/20 09:14	03/13/20 15:21	129-00-0	
Surrogates									
2-Fluorobiphenyl (S)	64	%	42-92		1	03/11/20 09:14	03/13/20 15:21	321-60-8	
Terphenyl-d14 (S)	59	%	40-92		1	03/11/20 09:14	03/13/20 15:21	1718-51-0	
8260 MSV Med Level Normal List	Analytical Method: EPA 8260 Preparation Method: EPA 5035/5030B								
Benzene	**<25.0**	ug/kg	60.0	25.0	1	03/12/20 08:00	03/12/20 15:38	71-43-2	W
Bromobenzene	**<25.0**	ug/kg	62.0	25.0	1	03/12/20 08:00	03/12/20 15:38	108-86-1	W
Bromochloromethane	**<25.0**	ug/kg	70.0	25.0	1	03/12/20 08:00	03/12/20 15:38	74-97-5	W
Bromodichloromethane	**<25.0**	ug/kg	60.0	25.0	1	03/12/20 08:00	03/12/20 15:38	75-27-4	W
Bromoform	**<25.0**	ug/kg	72.0	25.0	1	03/12/20 08:00	03/12/20 15:38	75-25-2	W
Bromomethane	**<63.8**	ug/kg	250	63.8	1	03/12/20 08:00	03/12/20 15:38	74-83-9	W
n-Butylbenzene	**<30.0**	ug/kg	100	30.0	1	03/12/20 08:00	03/12/20 15:38	104-51-8	W
sec-Butylbenzene	**<25.0**	ug/kg	72.0	25.0	1	03/12/20 08:00	03/12/20 15:38	135-98-8	W
tert-Butylbenzene	**<25.0**	ug/kg	62.0	25.0	1	03/12/20 08:00	03/12/20 15:38	98-06-6	W
Carbon tetrachloride	**<25.0**	ug/kg	60.0	25.0	1	03/12/20 08:00	03/12/20 15:38	56-23-5	W

REPORT OF LABORATORY ANALYSIS

This report shall not be reproduced, except in full,
without the written consent of Pace Analytical Services, LLC.

Pace Analytical Services, LLC
1241 Bellevue Street - Suite 9
Green Bay, WI 54302
(920)469-2436

ANALYTICAL RESULTS

Project: 60617051 SHOE FACTORY SITE
Pace Project No.: 40204467

Sample: SP-101/ 4-5 **Lab ID: 40204467005** Collected: 03/05/20 11:35 Received: 03/10/20 09:15 Matrix: Solid

Results reported on a "dry weight" basis and are adjusted for percent moisture, sample size and any dilutions.

Parameters	Results	Units	LOQ	LOD	DF	Prepared	Analyzed	CAS No.	Qual
8260 MSV Med Level Normal List	Analytical Method: EPA 8260 Preparation Method: EPA 5035/5030B								
Chlorobenzene	**<25.0**	ug/kg	60.0	25.0	1	03/12/20 08:00	03/12/20 15:38	108-90-7	W
Chloroethane	**<46.4**	ug/kg	250	46.4	1	03/12/20 08:00	03/12/20 15:38	75-00-3	W
Chloroform	**<47.5**	ug/kg	250	47.5	1	03/12/20 08:00	03/12/20 15:38	67-66-3	W
Chloromethane	**<25.0**	ug/kg	80.0	25.0	1	03/12/20 08:00	03/12/20 15:38	74-87-3	W
2-Chlorotoluene	**<25.0**	ug/kg	64.0	25.0	1	03/12/20 08:00	03/12/20 15:38	95-49-8	W
4-Chlorotoluene	**<25.0**	ug/kg	64.0	25.0	1	03/12/20 08:00	03/12/20 15:38	106-43-4	W
1,2-Dibromo-3-chloropropane	**<237**	ug/kg	789	237	1	03/12/20 08:00	03/12/20 15:38	96-12-8	W
Dibromochloromethane	**<229**	ug/kg	763	229	1	03/12/20 08:00	03/12/20 15:38	124-48-1	W
1,2-Dibromoethane (EDB)	**<25.0**	ug/kg	60.0	25.0	1	03/12/20 08:00	03/12/20 15:38	106-93-4	W
Dibromomethane	**<25.0**	ug/kg	60.0	25.0	1	03/12/20 08:00	03/12/20 15:38	74-95-3	W
1,2-Dichlorobenzene	**<25.0**	ug/kg	60.0	25.0	1	03/12/20 08:00	03/12/20 15:38	95-50-1	W
1,3-Dichlorobenzene	**<25.0**	ug/kg	60.0	25.0	1	03/12/20 08:00	03/12/20 15:38	541-73-1	W
1,4-Dichlorobenzene	**<25.0**	ug/kg	60.0	25.0	1	03/12/20 08:00	03/12/20 15:38	106-46-7	W
Dichlorodifluoromethane	**<25.0**	ug/kg	72.0	25.0	1	03/12/20 08:00	03/12/20 15:38	75-71-8	W
1,1-Dichloroethane	**<25.0**	ug/kg	60.0	25.0	1	03/12/20 08:00	03/12/20 15:38	75-34-3	W
1,2-Dichloroethane	**<25.0**	ug/kg	60.0	25.0	1	03/12/20 08:00	03/12/20 15:38	107-06-2	W
1,1-Dichloroethene	**<25.0**	ug/kg	60.0	25.0	1	03/12/20 08:00	03/12/20 15:38	75-35-4	W
cis-1,2-Dichloroethene	**<25.0**	ug/kg	60.0	25.0	1	03/12/20 08:00	03/12/20 15:38	156-59-2	W
trans-1,2-Dichloroethene	**<25.0**	ug/kg	67.0	25.0	1	03/12/20 08:00	03/12/20 15:38	156-60-5	W
1,2-Dichloropropane	**<25.0**	ug/kg	60.0	25.0	1	03/12/20 08:00	03/12/20 15:38	78-87-5	W
1,3-Dichloropropane	**<25.0**	ug/kg	60.0	25.0	1	03/12/20 08:00	03/12/20 15:38	142-28-9	W
2,2-Dichloropropane	**<25.0**	ug/kg	60.0	25.0	1	03/12/20 08:00	03/12/20 15:38	594-20-7	W
1,1-Dichloropropene	**<25.0**	ug/kg	60.0	25.0	1	03/12/20 08:00	03/12/20 15:38	563-58-6	W
cis-1,3-Dichloropropene	**<42.3**	ug/kg	141	42.3	1	03/12/20 08:00	03/12/20 15:38	10061-01-5	W
trans-1,3-Dichloropropene	**<25.0**	ug/kg	74.0	25.0	1	03/12/20 08:00	03/12/20 15:38	10061-02-6	W
Diisopropyl ether	**<25.0**	ug/kg	60.0	25.0	1	03/12/20 08:00	03/12/20 15:38	108-20-3	W
Ethylbenzene	**<25.0**	ug/kg	60.0	25.0	1	03/12/20 08:00	03/12/20 15:38	100-41-4	W
Hexachloro-1,3-butadiene	**<68.7**	ug/kg	229	68.7	1	03/12/20 08:00	03/12/20 15:38	87-68-3	W
Isopropylbenzene (Cumene)	**<25.0**	ug/kg	60.0	25.0	1	03/12/20 08:00	03/12/20 15:38	98-82-8	W
p-Isopropyltoluene	**<25.0**	ug/kg	72.0	25.0	1	03/12/20 08:00	03/12/20 15:38	99-87-6	W
Methylene Chloride	**<26.3**	ug/kg	88.0	26.3	1	03/12/20 08:00	03/12/20 15:38	75-09-2	W
Methyl-tert-butyl ether	**<25.0**	ug/kg	60.0	25.0	1	03/12/20 08:00	03/12/20 15:38	1634-04-4	W
Naphthalene	**<27.3**	ug/kg	91.0	27.3	1	03/12/20 08:00	03/12/20 15:38	91-20-3	W
n-Propylbenzene	**<25.0**	ug/kg	60.0	25.0	1	03/12/20 08:00	03/12/20 15:38	103-65-1	W
Styrene	**<25.0**	ug/kg	60.0	25.0	1	03/12/20 08:00	03/12/20 15:38	100-42-5	W
1,1,1,2-Tetrachloroethane	**<25.0**	ug/kg	60.0	25.0	1	03/12/20 08:00	03/12/20 15:38	630-20-6	W
1,1,2,2-Tetrachloroethane	**<25.0**	ug/kg	60.0	25.0	1	03/12/20 08:00	03/12/20 15:38	79-34-5	W
Tetrachloroethene	**<38.7**	ug/kg	129	38.7	1	03/12/20 08:00	03/12/20 15:38	127-18-4	W
Toluene	**<25.0**	ug/kg	60.0	25.0	1	03/12/20 08:00	03/12/20 15:38	108-88-3	W
1,2,3-Trichlorobenzene	**<47.3**	ug/kg	158	47.3	1	03/12/20 08:00	03/12/20 15:38	87-61-6	W
1,2,4-Trichlorobenzene	**<41.7**	ug/kg	250	41.7	1	03/12/20 08:00	03/12/20 15:38	120-82-1	W
1,1,1-Trichloroethane	**<25.0**	ug/kg	60.0	25.0	1	03/12/20 08:00	03/12/20 15:38	71-55-6	W
1,1,2-Trichloroethane	**<25.0**	ug/kg	60.0	25.0	1	03/12/20 08:00	03/12/20 15:38	79-00-5	W
Trichloroethene	**<25.0**	ug/kg	60.0	25.0	1	03/12/20 08:00	03/12/20 15:38	79-01-6	W
Trichlorofluoromethane	**<25.0**	ug/kg	65.0	25.0	1	03/12/20 08:00	03/12/20 15:38	75-69-4	W

REPORT OF LABORATORY ANALYSIS

This report shall not be reproduced, except in full,
without the written consent of Pace Analytical Services, LLC.

Pace Analytical Services, LLC
1241 Bellevue Street - Suite 9
Green Bay, WI 54302
(920)469-2436

ANALYTICAL RESULTS

Project: 60617051 SHOE FACTORY SITE
Pace Project No.: 40204467

Sample: SP-101/ 4-5 **Lab ID: 40204467005** Collected: 03/05/20 11:35 Received: 03/10/20 09:15 Matrix: Solid

Results reported on a "dry weight" basis and are adjusted for percent moisture, sample size and any dilutions.

Parameters	Results	Units	LOQ	LOD	DF	Prepared	Analyzed	CAS No.	Qual
8260 MSV Med Level Normal List	Analytical Method: EPA 8260 Preparation Method: EPA 5035/5030B								
1,2,3-Trichloropropane	**<37.4**	ug/kg	125	37.4	1	03/12/20 08:00	03/12/20 15:38	96-18-4	W
1,2,4-Trimethylbenzene	**<25.0**	ug/kg	60.0	25.0	1	03/12/20 08:00	03/12/20 15:38	95-63-6	W
1,3,5-Trimethylbenzene	**<25.0**	ug/kg	60.0	25.0	1	03/12/20 08:00	03/12/20 15:38	108-67-8	W
Vinyl chloride	**<25.0**	ug/kg	60.0	25.0	1	03/12/20 08:00	03/12/20 15:38	75-01-4	W
Xylene (Total)	**<75.0**	ug/kg	180	75.0	1	03/12/20 08:00	03/12/20 15:38	1330-20-7	W
m&p-Xylene	**<50.0**	ug/kg	120	50.0	1	03/12/20 08:00	03/12/20 15:38	179601-23-1	W
o-Xylene	**<25.0**	ug/kg	60.0	25.0	1	03/12/20 08:00	03/12/20 15:38	95-47-6	W
Surrogates									
Dibromofluoromethane (S)	110	%	57-146		1	03/12/20 08:00	03/12/20 15:38	1868-53-7	
Toluene-d8 (S)	111	%	64-134		1	03/12/20 08:00	03/12/20 15:38	2037-26-5	
4-Bromofluorobenzene (S)	104	%	54-126		1	03/12/20 08:00	03/12/20 15:38	460-00-4	
Percent Moisture	Analytical Method: ASTM D2974-87								
Percent Moisture	**24.1**	%	0.10	0.10	1		03/13/20 10:14		

REPORT OF LABORATORY ANALYSIS

This report shall not be reproduced, except in full,
without the written consent of Pace Analytical Services, LLC.

Pace Analytical Services, LLC
1241 Bellevue Street - Suite 9
Green Bay, WI 54302
(920)469-2436

ANALYTICAL RESULTS

Project: 60617051 SHOE FACTORY SITE
Pace Project No.: 40204467

Sample: SP-103/ 1.5-2.5 **Lab ID: 40204467006** Collected: 03/05/20 11:40 Received: 03/10/20 09:15 Matrix: Solid

Results reported on a "dry weight" basis and are adjusted for percent moisture, sample size and any dilutions.

Parameters	Results	Units	LOQ	LOD	DF	Prepared	Analyzed	CAS No.	Qual
6010 MET ICP	Analytical Method: EPA 6010 Preparation Method: EPA 3050								
Arsenic	**2.3J**	mg/kg	5.0	1.5	1	03/11/20 08:07	03/11/20 18:38	7440-38-2	
Barium	**35.1**	mg/kg	0.51	0.15	1	03/11/20 08:07	03/11/20 18:38	7440-39-3	
Cadmium	**0.22J**	mg/kg	0.51	0.14	1	03/11/20 08:07	03/11/20 18:38	7440-43-9	
Chromium	**8.5**	mg/kg	1.0	0.29	1	03/11/20 08:07	03/11/20 18:38	7440-47-3	
Lead	**5.7**	mg/kg	2.1	0.62	1	03/11/20 08:07	03/11/20 18:38	7439-92-1	
Selenium	**<1.3**	mg/kg	4.5	1.3	1	03/11/20 08:07	03/11/20 18:38	7782-49-2	
Silver	**<0.32**	mg/kg	1.0	0.32	1	03/11/20 08:07	03/11/20 18:38	7440-22-4	
7471 Mercury	Analytical Method: EPA 7471 Preparation Method: EPA 7471								
Mercury	**0.011J**	mg/kg	0.035	0.010	1	03/12/20 08:32	03/12/20 14:05	7439-97-6	
8270 MSSV PAH by SIM	Analytical Method: EPA 8270 by SIM Preparation Method: EPA 3546								
Acenaphthene	**<4.9**	ug/kg	37.5	4.9	1	03/11/20 09:14	03/16/20 18:36	83-32-9	
Acenaphthylene	**<4.7**	ug/kg	37.5	4.7	1	03/11/20 09:14	03/16/20 18:36	208-96-8	
Anthracene	**<4.7**	ug/kg	37.5	4.7	1	03/11/20 09:14	03/16/20 18:36	120-12-7	
Benzo(a)anthracene	**12.5J**	ug/kg	37.5	4.8	1	03/11/20 09:14	03/16/20 18:36	56-55-3	
Benzo(a)pyrene	**12.4J**	ug/kg	37.5	4.3	1	03/11/20 09:14	03/16/20 18:36	50-32-8	
Benzo(b)fluoranthene	**18.1J**	ug/kg	37.5	5.2	1	03/11/20 09:14	03/16/20 18:36	205-99-2	
Benzo(g,h,i)perylene	**20.2J**	ug/kg	37.5	6.6	1	03/11/20 09:14	03/16/20 18:36	191-24-2	
Benzo(k)fluoranthene	**8.6J**	ug/kg	37.5	4.8	1	03/11/20 09:14	03/16/20 18:36	207-08-9	
Chrysene	**13.6J**	ug/kg	37.5	7.1	1	03/11/20 09:14	03/16/20 18:36	218-01-9	
Dibenz(a,h)anthracene	**5.9J**	ug/kg	37.5	5.2	1	03/11/20 09:14	03/16/20 18:36	53-70-3	
Fluoranthene	**19.5J**	ug/kg	37.5	4.4	1	03/11/20 09:14	03/16/20 18:36	206-44-0	
Fluorene	**<4.5**	ug/kg	37.5	4.5	1	03/11/20 09:14	03/16/20 18:36	86-73-7	
Indeno(1,2,3-cd)pyrene	**11.3J**	ug/kg	37.5	7.8	1	03/11/20 09:14	03/16/20 18:36	193-39-5	
1-Methylnaphthalene	**<5.5**	ug/kg	37.5	5.5	1	03/11/20 09:14	03/16/20 18:36	90-12-0	
2-Methylnaphthalene	**<5.5**	ug/kg	37.5	5.5	1	03/11/20 09:14	03/16/20 18:36	91-57-6	
Naphthalene	**<3.7**	ug/kg	37.5	3.7	1	03/11/20 09:14	03/16/20 18:36	91-20-3	
Phenanthrene	**7.3J**	ug/kg	37.5	4.3	1	03/11/20 09:14	03/16/20 18:36	85-01-8	
Pyrene	**13.2J**	ug/kg	37.5	5.5	1	03/11/20 09:14	03/16/20 18:36	129-00-0	
Surrogates									
2-Fluorobiphenyl (S)	94	%	42-92		1	03/11/20 09:14	03/16/20 18:36	321-60-8	S3
Terphenyl-d14 (S)	84	%	40-92		1	03/11/20 09:14	03/16/20 18:36	1718-51-0	
8260 MSV Med Level Normal List	Analytical Method: EPA 8260 Preparation Method: EPA 5035/5030B								
Benzene	**<25.0**	ug/kg	60.0	25.0	1	03/12/20 08:00	03/12/20 16:01	71-43-2	W
Bromobenzene	**<25.0**	ug/kg	62.0	25.0	1	03/12/20 08:00	03/12/20 16:01	108-86-1	W
Bromochloromethane	**<25.0**	ug/kg	70.0	25.0	1	03/12/20 08:00	03/12/20 16:01	74-97-5	W
Bromodichloromethane	**<25.0**	ug/kg	60.0	25.0	1	03/12/20 08:00	03/12/20 16:01	75-27-4	W
Bromoform	**<25.0**	ug/kg	72.0	25.0	1	03/12/20 08:00	03/12/20 16:01	75-25-2	W
Bromomethane	**<63.8**	ug/kg	250	63.8	1	03/12/20 08:00	03/12/20 16:01	74-83-9	W
n-Butylbenzene	**<30.0**	ug/kg	100	30.0	1	03/12/20 08:00	03/12/20 16:01	104-51-8	W
sec-Butylbenzene	**<25.0**	ug/kg	72.0	25.0	1	03/12/20 08:00	03/12/20 16:01	135-98-8	W
tert-Butylbenzene	**<25.0**	ug/kg	62.0	25.0	1	03/12/20 08:00	03/12/20 16:01	98-06-6	W
Carbon tetrachloride	**<25.0**	ug/kg	60.0	25.0	1	03/12/20 08:00	03/12/20 16:01	56-23-5	W

REPORT OF LABORATORY ANALYSIS

This report shall not be reproduced, except in full,
without the written consent of Pace Analytical Services, LLC.

Pace Analytical Services, LLC
1241 Bellevue Street - Suite 9
Green Bay, WI 54302
(920)469-2436

ANALYTICAL RESULTS

Project: 60617051 SHOE FACTORY SITE
Pace Project No.: 40204467

Sample: SP-103/ 1.5-2.5 **Lab ID: 40204467006** Collected: 03/05/20 11:40 Received: 03/10/20 09:15 Matrix: Solid

Results reported on a "dry weight" basis and are adjusted for percent moisture, sample size and any dilutions.

Parameters	Results	Units	LOQ	LOD	DF	Prepared	Analyzed	CAS No.	Qual
8260 MSV Med Level Normal List	Analytical Method: EPA 8260 Preparation Method: EPA 5035/5030B								
Chlorobenzene	**<25.0**	ug/kg	60.0	25.0	1	03/12/20 08:00	03/12/20 16:01	108-90-7	W
Chloroethane	**<46.4**	ug/kg	250	46.4	1	03/12/20 08:00	03/12/20 16:01	75-00-3	W
Chloroform	**<47.5**	ug/kg	250	47.5	1	03/12/20 08:00	03/12/20 16:01	67-66-3	W
Chloromethane	**<25.0**	ug/kg	80.0	25.0	1	03/12/20 08:00	03/12/20 16:01	74-87-3	W
2-Chlorotoluene	**<25.0**	ug/kg	64.0	25.0	1	03/12/20 08:00	03/12/20 16:01	95-49-8	W
4-Chlorotoluene	**<25.0**	ug/kg	64.0	25.0	1	03/12/20 08:00	03/12/20 16:01	106-43-4	W
1,2-Dibromo-3-chloropropane	**<237**	ug/kg	789	237	1	03/12/20 08:00	03/12/20 16:01	96-12-8	W
Dibromochloromethane	**<229**	ug/kg	763	229	1	03/12/20 08:00	03/12/20 16:01	124-48-1	W
1,2-Dibromoethane (EDB)	**<25.0**	ug/kg	60.0	25.0	1	03/12/20 08:00	03/12/20 16:01	106-93-4	W
Dibromomethane	**<25.0**	ug/kg	60.0	25.0	1	03/12/20 08:00	03/12/20 16:01	74-95-3	W
1,2-Dichlorobenzene	**<25.0**	ug/kg	60.0	25.0	1	03/12/20 08:00	03/12/20 16:01	95-50-1	W
1,3-Dichlorobenzene	**<25.0**	ug/kg	60.0	25.0	1	03/12/20 08:00	03/12/20 16:01	541-73-1	W
1,4-Dichlorobenzene	**<25.0**	ug/kg	60.0	25.0	1	03/12/20 08:00	03/12/20 16:01	106-46-7	W
Dichlorodifluoromethane	**<25.0**	ug/kg	72.0	25.0	1	03/12/20 08:00	03/12/20 16:01	75-71-8	W
1,1-Dichloroethane	**<25.0**	ug/kg	60.0	25.0	1	03/12/20 08:00	03/12/20 16:01	75-34-3	W
1,2-Dichloroethane	**<25.0**	ug/kg	60.0	25.0	1	03/12/20 08:00	03/12/20 16:01	107-06-2	W
1,1-Dichloroethene	**<25.0**	ug/kg	60.0	25.0	1	03/12/20 08:00	03/12/20 16:01	75-35-4	W
cis-1,2-Dichloroethene	**<25.0**	ug/kg	60.0	25.0	1	03/12/20 08:00	03/12/20 16:01	156-59-2	W
trans-1,2-Dichloroethene	**<25.0**	ug/kg	67.0	25.0	1	03/12/20 08:00	03/12/20 16:01	156-60-5	W
1,2-Dichloropropane	**<25.0**	ug/kg	60.0	25.0	1	03/12/20 08:00	03/12/20 16:01	78-87-5	W
1,3-Dichloropropane	**<25.0**	ug/kg	60.0	25.0	1	03/12/20 08:00	03/12/20 16:01	142-28-9	W
2,2-Dichloropropane	**<25.0**	ug/kg	60.0	25.0	1	03/12/20 08:00	03/12/20 16:01	594-20-7	W
1,1-Dichloropropene	**<25.0**	ug/kg	60.0	25.0	1	03/12/20 08:00	03/12/20 16:01	563-58-6	W
cis-1,3-Dichloropropene	**<42.3**	ug/kg	141	42.3	1	03/12/20 08:00	03/12/20 16:01	10061-01-5	W
trans-1,3-Dichloropropene	**<25.0**	ug/kg	74.0	25.0	1	03/12/20 08:00	03/12/20 16:01	10061-02-6	W
Diisopropyl ether	**<25.0**	ug/kg	60.0	25.0	1	03/12/20 08:00	03/12/20 16:01	108-20-3	W
Ethylbenzene	**<25.0**	ug/kg	60.0	25.0	1	03/12/20 08:00	03/12/20 16:01	100-41-4	W
Hexachloro-1,3-butadiene	**<68.7**	ug/kg	229	68.7	1	03/12/20 08:00	03/12/20 16:01	87-68-3	W
Isopropylbenzene (Cumene)	**<25.0**	ug/kg	60.0	25.0	1	03/12/20 08:00	03/12/20 16:01	98-82-8	W
p-Isopropyltoluene	**<25.0**	ug/kg	72.0	25.0	1	03/12/20 08:00	03/12/20 16:01	99-87-6	W
Methylene Chloride	**<26.3**	ug/kg	88.0	26.3	1	03/12/20 08:00	03/12/20 16:01	75-09-2	W
Methyl-tert-butyl ether	**<25.0**	ug/kg	60.0	25.0	1	03/12/20 08:00	03/12/20 16:01	1634-04-4	W
Naphthalene	**<27.3**	ug/kg	91.0	27.3	1	03/12/20 08:00	03/12/20 16:01	91-20-3	W
n-Propylbenzene	**<25.0**	ug/kg	60.0	25.0	1	03/12/20 08:00	03/12/20 16:01	103-65-1	W
Styrene	**<25.0**	ug/kg	60.0	25.0	1	03/12/20 08:00	03/12/20 16:01	100-42-5	W
1,1,1,2-Tetrachloroethane	**<25.0**	ug/kg	60.0	25.0	1	03/12/20 08:00	03/12/20 16:01	630-20-6	W
1,1,2,2-Tetrachloroethane	**<25.0**	ug/kg	60.0	25.0	1	03/12/20 08:00	03/12/20 16:01	79-34-5	W
Tetrachloroethene	**<38.7**	ug/kg	129	38.7	1	03/12/20 08:00	03/12/20 16:01	127-18-4	W
Toluene	**<25.0**	ug/kg	60.0	25.0	1	03/12/20 08:00	03/12/20 16:01	108-88-3	W
1,2,3-Trichlorobenzene	**<47.3**	ug/kg	158	47.3	1	03/12/20 08:00	03/12/20 16:01	87-61-6	W
1,2,4-Trichlorobenzene	**<41.7**	ug/kg	250	41.7	1	03/12/20 08:00	03/12/20 16:01	120-82-1	W
1,1,1-Trichloroethane	**<25.0**	ug/kg	60.0	25.0	1	03/12/20 08:00	03/12/20 16:01	71-55-6	W
1,1,2-Trichloroethane	**<25.0**	ug/kg	60.0	25.0	1	03/12/20 08:00	03/12/20 16:01	79-00-5	W
Trichloroethene	**<25.0**	ug/kg	60.0	25.0	1	03/12/20 08:00	03/12/20 16:01	79-01-6	W
Trichlorofluoromethane	**<25.0**	ug/kg	65.0	25.0	1	03/12/20 08:00	03/12/20 16:01	75-69-4	W

REPORT OF LABORATORY ANALYSIS

This report shall not be reproduced, except in full,
without the written consent of Pace Analytical Services, LLC.

Pace Analytical Services, LLC
1241 Bellevue Street - Suite 9
Green Bay, WI 54302
(920)469-2436

ANALYTICAL RESULTS

Project: 60617051 SHOE FACTORY SITE
Pace Project No.: 40204467

Sample: SP-103/ 1.5-2.5 **Lab ID: 40204467006** Collected: 03/05/20 11:40 Received: 03/10/20 09:15 Matrix: Solid

Results reported on a "dry weight" basis and are adjusted for percent moisture, sample size and any dilutions.

Parameters	Results	Units	LOQ	LOD	DF	Prepared	Analyzed	CAS No.	Qual
8260 MSV Med Level Normal List	Analytical Method: EPA 8260 Preparation Method: EPA 5035/5030B								
1,2,3-Trichloropropane	**<37.4**	ug/kg	125	37.4	1	03/12/20 08:00	03/12/20 16:01	96-18-4	W
1,2,4-Trimethylbenzene	**<25.0**	ug/kg	60.0	25.0	1	03/12/20 08:00	03/12/20 16:01	95-63-6	W
1,3,5-Trimethylbenzene	**<25.0**	ug/kg	60.0	25.0	1	03/12/20 08:00	03/12/20 16:01	108-67-8	W
Vinyl chloride	**<25.0**	ug/kg	60.0	25.0	1	03/12/20 08:00	03/12/20 16:01	75-01-4	W
Xylene (Total)	**<75.0**	ug/kg	180	75.0	1	03/12/20 08:00	03/12/20 16:01	1330-20-7	W
m&p-Xylene	**<50.0**	ug/kg	120	50.0	1	03/12/20 08:00	03/12/20 16:01	179601-23-1	W
o-Xylene	**<25.0**	ug/kg	60.0	25.0	1	03/12/20 08:00	03/12/20 16:01	95-47-6	W
Surrogates									
Dibromofluoromethane (S)	104	%	57-146		1	03/12/20 08:00	03/12/20 16:01	1868-53-7	
Toluene-d8 (S)	106	%	64-134		1	03/12/20 08:00	03/12/20 16:01	2037-26-5	
4-Bromofluorobenzene (S)	96	%	54-126		1	03/12/20 08:00	03/12/20 16:01	460-00-4	
Percent Moisture	Analytical Method: ASTM D2974-87								
Percent Moisture	**11.0**	%	0.10	0.10	1		03/13/20 10:14		

REPORT OF LABORATORY ANALYSIS

This report shall not be reproduced, except in full,
without the written consent of Pace Analytical Services, LLC.

Pace Analytical Services, LLC
1241 Bellevue Street - Suite 9
Green Bay, WI 54302
(920)469-2436

ANALYTICAL RESULTS

Project: 60617051 SHOE FACTORY SITE
Pace Project No.: 40204467

Sample: SP-103/ 4-5 **Lab ID: 40204467007** Collected: 03/05/20 11:45 Received: 03/10/20 09:15 Matrix: Solid

Results reported on a "dry weight" basis and are adjusted for percent moisture, sample size and any dilutions.

Parameters	Results	Units	LOQ	LOD	DF	Prepared	Analyzed	CAS No.	Qual
6010 MET ICP	Analytical Method: EPA 6010 Preparation Method: EPA 3050								
Arsenic	**3.9J**	mg/kg	6.5	1.9	1	03/11/20 08:07	03/11/20 18:41	7440-38-2	
Barium	**234**	mg/kg	0.66	0.20	1	03/11/20 08:07	03/11/20 18:41	7440-39-3	
Cadmium	**0.35J**	mg/kg	0.66	0.18	1	03/11/20 08:07	03/11/20 18:41	7440-43-9	
Chromium	**23.5**	mg/kg	1.3	0.37	1	03/11/20 08:07	03/11/20 18:41	7440-47-3	
Lead	**13.4**	mg/kg	2.7	0.80	1	03/11/20 08:07	03/11/20 18:41	7439-92-1	
Selenium	**<1.7**	mg/kg	5.8	1.7	1	03/11/20 08:07	03/11/20 18:41	7782-49-2	
Silver	**0.45J**	mg/kg	1.3	0.41	1	03/11/20 08:07	03/11/20 18:41	7440-22-4	
7471 Mercury	Analytical Method: EPA 7471 Preparation Method: EPA 7471								
Mercury	**0.062**	mg/kg	0.044	0.013	1	03/12/20 08:32	03/12/20 14:07	7439-97-6	
8270 MSSV PAH by SIM	Analytical Method: EPA 8270 by SIM Preparation Method: EPA 3546								
Acenaphthene	**<2.9**	ug/kg	22.5	2.9	1	03/11/20 09:14	03/13/20 15:38	83-32-9	
Acenaphthylene	**<2.8**	ug/kg	22.5	2.8	1	03/11/20 09:14	03/13/20 15:38	208-96-8	
Anthracene	**<2.8**	ug/kg	22.5	2.8	1	03/11/20 09:14	03/13/20 15:38	120-12-7	
Benzo(a)anthracene	**3.1J**	ug/kg	22.5	2.9	1	03/11/20 09:14	03/13/20 15:38	56-55-3	
Benzo(a)pyrene	**<2.6**	ug/kg	22.5	2.6	1	03/11/20 09:14	03/13/20 15:38	50-32-8	
Benzo(b)fluoranthene	**<3.1**	ug/kg	22.5	3.1	1	03/11/20 09:14	03/13/20 15:38	205-99-2	
Benzo(g,h,i)perylene	**<3.9**	ug/kg	22.5	3.9	1	03/11/20 09:14	03/13/20 15:38	191-24-2	
Benzo(k)fluoranthene	**<2.9**	ug/kg	22.5	2.9	1	03/11/20 09:14	03/13/20 15:38	207-08-9	
Chrysene	**<4.2**	ug/kg	22.5	4.2	1	03/11/20 09:14	03/13/20 15:38	218-01-9	
Dibenz(a,h)anthracene	**<3.1**	ug/kg	22.5	3.1	1	03/11/20 09:14	03/13/20 15:38	53-70-3	
Fluoranthene	**5.5J**	ug/kg	22.5	2.7	1	03/11/20 09:14	03/13/20 15:38	206-44-0	
Fluorene	**<2.7**	ug/kg	22.5	2.7	1	03/11/20 09:14	03/13/20 15:38	86-73-7	
Indeno(1,2,3-cd)pyrene	**<4.7**	ug/kg	22.5	4.7	1	03/11/20 09:14	03/13/20 15:38	193-39-5	
1-Methylnaphthalene	**<3.3**	ug/kg	22.5	3.3	1	03/11/20 09:14	03/13/20 15:38	90-12-0	
2-Methylnaphthalene	**<3.3**	ug/kg	22.5	3.3	1	03/11/20 09:14	03/13/20 15:38	91-57-6	
Naphthalene	**2.4J**	ug/kg	22.5	2.2	1	03/11/20 09:14	03/13/20 15:38	91-20-3	
Phenanthrene	**19.1J**	ug/kg	22.5	2.6	1	03/11/20 09:14	03/13/20 15:38	85-01-8	
Pyrene	**<3.3**	ug/kg	22.5	3.3	1	03/11/20 09:14	03/13/20 15:38	129-00-0	
Surrogates									
2-Fluorobiphenyl (S)	63	%	42-92		1	03/11/20 09:14	03/13/20 15:38	321-60-8	
Terphenyl-d14 (S)	70	%	40-92		1	03/11/20 09:14	03/13/20 15:38	1718-51-0	
8260 MSV Med Level Normal List	Analytical Method: EPA 8260 Preparation Method: EPA 5035/5030B								
Benzene	**<25.0**	ug/kg	60.0	25.0	1	03/12/20 08:00	03/12/20 16:23	71-43-2	W
Bromobenzene	**<25.0**	ug/kg	62.0	25.0	1	03/12/20 08:00	03/12/20 16:23	108-86-1	W
Bromochloromethane	**<25.0**	ug/kg	70.0	25.0	1	03/12/20 08:00	03/12/20 16:23	74-97-5	W
Bromodichloromethane	**<25.0**	ug/kg	60.0	25.0	1	03/12/20 08:00	03/12/20 16:23	75-27-4	W
Bromoform	**<25.0**	ug/kg	72.0	25.0	1	03/12/20 08:00	03/12/20 16:23	75-25-2	W
Bromomethane	**<63.8**	ug/kg	250	63.8	1	03/12/20 08:00	03/12/20 16:23	74-83-9	W
n-Butylbenzene	**<30.0**	ug/kg	100	30.0	1	03/12/20 08:00	03/12/20 16:23	104-51-8	W
sec-Butylbenzene	**<25.0**	ug/kg	72.0	25.0	1	03/12/20 08:00	03/12/20 16:23	135-98-8	W
tert-Butylbenzene	**<25.0**	ug/kg	62.0	25.0	1	03/12/20 08:00	03/12/20 16:23	98-06-6	W
Carbon tetrachloride	**<25.0**	ug/kg	60.0	25.0	1	03/12/20 08:00	03/12/20 16:23	56-23-5	W

REPORT OF LABORATORY ANALYSIS

This report shall not be reproduced, except in full,
without the written consent of Pace Analytical Services, LLC.

Pace Analytical Services, LLC
1241 Bellevue Street - Suite 9
Green Bay, WI 54302
(920)469-2436

ANALYTICAL RESULTS

Project: 60617051 SHOE FACTORY SITE
Pace Project No.: 40204467

Sample: SP-103/ 4-5 **Lab ID: 40204467007** Collected: 03/05/20 11:45 Received: 03/10/20 09:15 Matrix: Solid

Results reported on a "dry weight" basis and are adjusted for percent moisture, sample size and any dilutions.

Parameters	Results	Units	LOQ	LOD	DF	Prepared	Analyzed	CAS No.	Qual
8260 MSV Med Level Normal List	Analytical Method: EPA 8260 Preparation Method: EPA 5035/5030B								
Chlorobenzene	**<25.0**	ug/kg	60.0	25.0	1	03/12/20 08:00	03/12/20 16:23	108-90-7	W
Chloroethane	**<46.4**	ug/kg	250	46.4	1	03/12/20 08:00	03/12/20 16:23	75-00-3	W
Chloroform	**<47.5**	ug/kg	250	47.5	1	03/12/20 08:00	03/12/20 16:23	67-66-3	W
Chloromethane	**<25.0**	ug/kg	80.0	25.0	1	03/12/20 08:00	03/12/20 16:23	74-87-3	W
2-Chlorotoluene	**<25.0**	ug/kg	64.0	25.0	1	03/12/20 08:00	03/12/20 16:23	95-49-8	W
4-Chlorotoluene	**<25.0**	ug/kg	64.0	25.0	1	03/12/20 08:00	03/12/20 16:23	106-43-4	W
1,2-Dibromo-3-chloropropane	**<237**	ug/kg	789	237	1	03/12/20 08:00	03/12/20 16:23	96-12-8	W
Dibromochloromethane	**<229**	ug/kg	763	229	1	03/12/20 08:00	03/12/20 16:23	124-48-1	W
1,2-Dibromoethane (EDB)	**<25.0**	ug/kg	60.0	25.0	1	03/12/20 08:00	03/12/20 16:23	106-93-4	W
Dibromomethane	**<25.0**	ug/kg	60.0	25.0	1	03/12/20 08:00	03/12/20 16:23	74-95-3	W
1,2-Dichlorobenzene	**<25.0**	ug/kg	60.0	25.0	1	03/12/20 08:00	03/12/20 16:23	95-50-1	W
1,3-Dichlorobenzene	**<25.0**	ug/kg	60.0	25.0	1	03/12/20 08:00	03/12/20 16:23	541-73-1	W
1,4-Dichlorobenzene	**<25.0**	ug/kg	60.0	25.0	1	03/12/20 08:00	03/12/20 16:23	106-46-7	W
Dichlorodifluoromethane	**<25.0**	ug/kg	72.0	25.0	1	03/12/20 08:00	03/12/20 16:23	75-71-8	W
1,1-Dichloroethane	**<25.0**	ug/kg	60.0	25.0	1	03/12/20 08:00	03/12/20 16:23	75-34-3	W
1,2-Dichloroethane	**<25.0**	ug/kg	60.0	25.0	1	03/12/20 08:00	03/12/20 16:23	107-06-2	W
1,1-Dichloroethene	**<25.0**	ug/kg	60.0	25.0	1	03/12/20 08:00	03/12/20 16:23	75-35-4	W
cis-1,2-Dichloroethene	**<25.0**	ug/kg	60.0	25.0	1	03/12/20 08:00	03/12/20 16:23	156-59-2	W
trans-1,2-Dichloroethene	**<25.0**	ug/kg	67.0	25.0	1	03/12/20 08:00	03/12/20 16:23	156-60-5	W
1,2-Dichloropropane	**<25.0**	ug/kg	60.0	25.0	1	03/12/20 08:00	03/12/20 16:23	78-87-5	W
1,3-Dichloropropane	**<25.0**	ug/kg	60.0	25.0	1	03/12/20 08:00	03/12/20 16:23	142-28-9	W
2,2-Dichloropropane	**<25.0**	ug/kg	60.0	25.0	1	03/12/20 08:00	03/12/20 16:23	594-20-7	W
1,1-Dichloropropene	**<25.0**	ug/kg	60.0	25.0	1	03/12/20 08:00	03/12/20 16:23	563-58-6	W
cis-1,3-Dichloropropene	**<42.3**	ug/kg	141	42.3	1	03/12/20 08:00	03/12/20 16:23	10061-01-5	W
trans-1,3-Dichloropropene	**<25.0**	ug/kg	74.0	25.0	1	03/12/20 08:00	03/12/20 16:23	10061-02-6	W
Diisopropyl ether	**<25.0**	ug/kg	60.0	25.0	1	03/12/20 08:00	03/12/20 16:23	108-20-3	W
Ethylbenzene	**<25.0**	ug/kg	60.0	25.0	1	03/12/20 08:00	03/12/20 16:23	100-41-4	W
Hexachloro-1,3-butadiene	**<68.7**	ug/kg	229	68.7	1	03/12/20 08:00	03/12/20 16:23	87-68-3	W
Isopropylbenzene (Cumene)	**<25.0**	ug/kg	60.0	25.0	1	03/12/20 08:00	03/12/20 16:23	98-82-8	W
p-Isopropyltoluene	**<25.0**	ug/kg	72.0	25.0	1	03/12/20 08:00	03/12/20 16:23	99-87-6	W
Methylene Chloride	**<26.3**	ug/kg	88.0	26.3	1	03/12/20 08:00	03/12/20 16:23	75-09-2	W
Methyl-tert-butyl ether	**<25.0**	ug/kg	60.0	25.0	1	03/12/20 08:00	03/12/20 16:23	1634-04-4	W
Naphthalene	**<27.3**	ug/kg	91.0	27.3	1	03/12/20 08:00	03/12/20 16:23	91-20-3	W
n-Propylbenzene	**<25.0**	ug/kg	60.0	25.0	1	03/12/20 08:00	03/12/20 16:23	103-65-1	W
Styrene	**<25.0**	ug/kg	60.0	25.0	1	03/12/20 08:00	03/12/20 16:23	100-42-5	W
1,1,1,2-Tetrachloroethane	**<25.0**	ug/kg	60.0	25.0	1	03/12/20 08:00	03/12/20 16:23	630-20-6	W
1,1,2,2-Tetrachloroethane	**<25.0**	ug/kg	60.0	25.0	1	03/12/20 08:00	03/12/20 16:23	79-34-5	W
Tetrachloroethene	**<38.7**	ug/kg	129	38.7	1	03/12/20 08:00	03/12/20 16:23	127-18-4	W
Toluene	**<25.0**	ug/kg	60.0	25.0	1	03/12/20 08:00	03/12/20 16:23	108-88-3	W
1,2,3-Trichlorobenzene	**<47.3**	ug/kg	158	47.3	1	03/12/20 08:00	03/12/20 16:23	87-61-6	W
1,2,4-Trichlorobenzene	**<41.7**	ug/kg	250	41.7	1	03/12/20 08:00	03/12/20 16:23	120-82-1	W
1,1,1-Trichloroethane	**<25.0**	ug/kg	60.0	25.0	1	03/12/20 08:00	03/12/20 16:23	71-55-6	W
1,1,2-Trichloroethane	**<25.0**	ug/kg	60.0	25.0	1	03/12/20 08:00	03/12/20 16:23	79-00-5	W
Trichloroethene	**<25.0**	ug/kg	60.0	25.0	1	03/12/20 08:00	03/12/20 16:23	79-01-6	W
Trichlorofluoromethane	**<25.0**	ug/kg	65.0	25.0	1	03/12/20 08:00	03/12/20 16:23	75-69-4	W

REPORT OF LABORATORY ANALYSIS

This report shall not be reproduced, except in full,
without the written consent of Pace Analytical Services, LLC.

Pace Analytical Services, LLC
1241 Bellevue Street - Suite 9
Green Bay, WI 54302
(920)469-2436

ANALYTICAL RESULTS

Project: 60617051 SHOE FACTORY SITE
Pace Project No.: 40204467

Sample: SP-103/ 4-5 **Lab ID: 40204467007** Collected: 03/05/20 11:45 Received: 03/10/20 09:15 Matrix: Solid

Results reported on a "dry weight" basis and are adjusted for percent moisture, sample size and any dilutions.

Parameters	Results	Units	LOQ	LOD	DF	Prepared	Analyzed	CAS No.	Qual
8260 MSV Med Level Normal List	Analytical Method: EPA 8260 Preparation Method: EPA 5035/5030B								
1,2,3-Trichloropropane	**<37.4**	ug/kg	125	37.4	1	03/12/20 08:00	03/12/20 16:23	96-18-4	W
1,2,4-Trimethylbenzene	**<25.0**	ug/kg	60.0	25.0	1	03/12/20 08:00	03/12/20 16:23	95-63-6	W
1,3,5-Trimethylbenzene	**<25.0**	ug/kg	60.0	25.0	1	03/12/20 08:00	03/12/20 16:23	108-67-8	W
Vinyl chloride	**<25.0**	ug/kg	60.0	25.0	1	03/12/20 08:00	03/12/20 16:23	75-01-4	W
Xylene (Total)	**<75.0**	ug/kg	180	75.0	1	03/12/20 08:00	03/12/20 16:23	1330-20-7	W
m&p-Xylene	**<50.0**	ug/kg	120	50.0	1	03/12/20 08:00	03/12/20 16:23	179601-23-1	W
o-Xylene	**<25.0**	ug/kg	60.0	25.0	1	03/12/20 08:00	03/12/20 16:23	95-47-6	W
Surrogates									
Dibromofluoromethane (S)	109	%	57-146		1	03/12/20 08:00	03/12/20 16:23	1868-53-7	
Toluene-d8 (S)	109	%	64-134		1	03/12/20 08:00	03/12/20 16:23	2037-26-5	
4-Bromofluorobenzene (S)	103	%	54-126		1	03/12/20 08:00	03/12/20 16:23	460-00-4	
Percent Moisture	Analytical Method: ASTM D2974-87								
Percent Moisture	**25.7**	%	0.10	0.10	1		03/13/20 10:14		

REPORT OF LABORATORY ANALYSIS

This report shall not be reproduced, except in full,
without the written consent of Pace Analytical Services, LLC.

Pace Analytical Services, LLC
1241 Bellevue Street - Suite 9
Green Bay, WI 54302
(920)469-2436

ANALYTICAL RESULTS

Project: 60617051 SHOE FACTORY SITE
Pace Project No.: 40204467

Sample: SP-115/ 4-5 **Lab ID: 40204467008** Collected: 03/05/20 12:00 Received: 03/10/20 09:15 Matrix: Solid

Results reported on a "dry weight" basis and are adjusted for percent moisture, sample size and any dilutions.

Parameters	Results	Units	LOQ	LOD	DF	Prepared	Analyzed	CAS No.	Qual
6010 MET ICP	Analytical Method: EPA 6010 Preparation Method: EPA 3050								
Arsenic	**6.5**	mg/kg	6.1	1.8	1	03/11/20 08:07	03/11/20 18:43	7440-38-2	
Barium	**207**	mg/kg	0.63	0.19	1	03/11/20 08:07	03/11/20 18:43	7440-39-3	
Cadmium	**0.27J**	mg/kg	0.63	0.17	1	03/11/20 08:07	03/11/20 18:43	7440-43-9	
Chromium	**23.7**	mg/kg	1.3	0.35	1	03/11/20 08:07	03/11/20 18:43	7440-47-3	
Lead	**15.7**	mg/kg	2.5	0.75	1	03/11/20 08:07	03/11/20 18:43	7439-92-1	
Selenium	**2.4J**	mg/kg	5.5	1.6	1	03/11/20 08:07	03/11/20 18:43	7782-49-2	
Silver	**<0.39**	mg/kg	1.3	0.39	1	03/11/20 08:07	03/11/20 18:43	7440-22-4	
7471 Mercury	Analytical Method: EPA 7471 Preparation Method: EPA 7471								
Mercury	**0.059**	mg/kg	0.044	0.013	1	03/12/20 08:32	03/12/20 14:10	7439-97-6	
8270 MSSV PAH by SIM	Analytical Method: EPA 8270 by SIM Preparation Method: EPA 3546								
Acenaphthene	**<2.8**	ug/kg	21.9	2.8	1	03/11/20 09:14	03/13/20 15:55	83-32-9	
Acenaphthylene	**<2.8**	ug/kg	21.9	2.8	1	03/11/20 09:14	03/13/20 15:55	208-96-8	
Anthracene	**<2.7**	ug/kg	21.9	2.7	1	03/11/20 09:14	03/13/20 15:55	120-12-7	
Benzo(a)anthracene	**<2.8**	ug/kg	21.9	2.8	1	03/11/20 09:14	03/13/20 15:55	56-55-3	
Benzo(a)pyrene	**<2.5**	ug/kg	21.9	2.5	1	03/11/20 09:14	03/13/20 15:55	50-32-8	
Benzo(b)fluoranthene	**<3.0**	ug/kg	21.9	3.0	1	03/11/20 09:14	03/13/20 15:55	205-99-2	
Benzo(g,h,i)perylene	**<3.8**	ug/kg	21.9	3.8	1	03/11/20 09:14	03/13/20 15:55	191-24-2	
Benzo(k)fluoranthene	**<2.8**	ug/kg	21.9	2.8	1	03/11/20 09:14	03/13/20 15:55	207-08-9	
Chrysene	**<4.1**	ug/kg	21.9	4.1	1	03/11/20 09:14	03/13/20 15:55	218-01-9	
Dibenz(a,h)anthracene	**<3.0**	ug/kg	21.9	3.0	1	03/11/20 09:14	03/13/20 15:55	53-70-3	
Fluoranthene	**4.1J**	ug/kg	21.9	2.6	1	03/11/20 09:14	03/13/20 15:55	206-44-0	
Fluorene	**<2.6**	ug/kg	21.9	2.6	1	03/11/20 09:14	03/13/20 15:55	86-73-7	
Indeno(1,2,3-cd)pyrene	**<4.6**	ug/kg	21.9	4.6	1	03/11/20 09:14	03/13/20 15:55	193-39-5	
1-Methylnaphthalene	**<3.2**	ug/kg	21.9	3.2	1	03/11/20 09:14	03/13/20 15:55	90-12-0	
2-Methylnaphthalene	**<3.2**	ug/kg	21.9	3.2	1	03/11/20 09:14	03/13/20 15:55	91-57-6	
Naphthalene	**<2.1**	ug/kg	21.9	2.1	1	03/11/20 09:14	03/13/20 15:55	91-20-3	
Phenanthrene	**<2.5**	ug/kg	21.9	2.5	1	03/11/20 09:14	03/13/20 15:55	85-01-8	
Pyrene	**4.2J**	ug/kg	21.9	3.2	1	03/11/20 09:14	03/13/20 15:55	129-00-0	
Surrogates									
2-Fluorobiphenyl (S)	68	%	42-92		1	03/11/20 09:14	03/13/20 15:55	321-60-8	
Terphenyl-d14 (S)	63	%	40-92		1	03/11/20 09:14	03/13/20 15:55	1718-51-0	
8260 MSV Med Level Normal List	Analytical Method: EPA 8260 Preparation Method: EPA 5035/5030B								
Benzene	**<25.0**	ug/kg	60.0	25.0	1	03/12/20 08:00	03/12/20 16:46	71-43-2	W
Bromobenzene	**<25.0**	ug/kg	62.0	25.0	1	03/12/20 08:00	03/12/20 16:46	108-86-1	W
Bromochloromethane	**<25.0**	ug/kg	70.0	25.0	1	03/12/20 08:00	03/12/20 16:46	74-97-5	W
Bromodichloromethane	**<25.0**	ug/kg	60.0	25.0	1	03/12/20 08:00	03/12/20 16:46	75-27-4	W
Bromoform	**<25.0**	ug/kg	72.0	25.0	1	03/12/20 08:00	03/12/20 16:46	75-25-2	W
Bromomethane	**<63.8**	ug/kg	250	63.8	1	03/12/20 08:00	03/12/20 16:46	74-83-9	W
n-Butylbenzene	**<30.0**	ug/kg	100	30.0	1	03/12/20 08:00	03/12/20 16:46	104-51-8	W
sec-Butylbenzene	**<25.0**	ug/kg	72.0	25.0	1	03/12/20 08:00	03/12/20 16:46	135-98-8	W
tert-Butylbenzene	**<25.0**	ug/kg	62.0	25.0	1	03/12/20 08:00	03/12/20 16:46	98-06-6	W
Carbon tetrachloride	**<25.0**	ug/kg	60.0	25.0	1	03/12/20 08:00	03/12/20 16:46	56-23-5	W

REPORT OF LABORATORY ANALYSIS

This report shall not be reproduced, except in full,
without the written consent of Pace Analytical Services, LLC.

Pace Analytical Services, LLC
1241 Bellevue Street - Suite 9
Green Bay, WI 54302
(920)469-2436

ANALYTICAL RESULTS

Project: 60617051 SHOE FACTORY SITE
Pace Project No.: 40204467

Sample: SP-115/ 4-5 **Lab ID: 40204467008** Collected: 03/05/20 12:00 Received: 03/10/20 09:15 Matrix: Solid

Results reported on a "dry weight" basis and are adjusted for percent moisture, sample size and any dilutions.

Parameters	Results	Units	LOQ	LOD	DF	Prepared	Analyzed	CAS No.	Qual
8260 MSV Med Level Normal List	Analytical Method: EPA 8260 Preparation Method: EPA 5035/5030B								
Chlorobenzene	**<25.0**	ug/kg	60.0	25.0	1	03/12/20 08:00	03/12/20 16:46	108-90-7	W
Chloroethane	**<46.4**	ug/kg	250	46.4	1	03/12/20 08:00	03/12/20 16:46	75-00-3	W
Chloroform	**<47.5**	ug/kg	250	47.5	1	03/12/20 08:00	03/12/20 16:46	67-66-3	W
Chloromethane	**<25.0**	ug/kg	80.0	25.0	1	03/12/20 08:00	03/12/20 16:46	74-87-3	W
2-Chlorotoluene	**<25.0**	ug/kg	64.0	25.0	1	03/12/20 08:00	03/12/20 16:46	95-49-8	W
4-Chlorotoluene	**<25.0**	ug/kg	64.0	25.0	1	03/12/20 08:00	03/12/20 16:46	106-43-4	W
1,2-Dibromo-3-chloropropane	**<237**	ug/kg	789	237	1	03/12/20 08:00	03/12/20 16:46	96-12-8	W
Dibromochloromethane	**<229**	ug/kg	763	229	1	03/12/20 08:00	03/12/20 16:46	124-48-1	W
1,2-Dibromoethane (EDB)	**<25.0**	ug/kg	60.0	25.0	1	03/12/20 08:00	03/12/20 16:46	106-93-4	W
Dibromomethane	**<25.0**	ug/kg	60.0	25.0	1	03/12/20 08:00	03/12/20 16:46	74-95-3	W
1,2-Dichlorobenzene	**<25.0**	ug/kg	60.0	25.0	1	03/12/20 08:00	03/12/20 16:46	95-50-1	W
1,3-Dichlorobenzene	**<25.0**	ug/kg	60.0	25.0	1	03/12/20 08:00	03/12/20 16:46	541-73-1	W
1,4-Dichlorobenzene	**<25.0**	ug/kg	60.0	25.0	1	03/12/20 08:00	03/12/20 16:46	106-46-7	W
Dichlorodifluoromethane	**<25.0**	ug/kg	72.0	25.0	1	03/12/20 08:00	03/12/20 16:46	75-71-8	W
1,1-Dichloroethane	**<25.0**	ug/kg	60.0	25.0	1	03/12/20 08:00	03/12/20 16:46	75-34-3	W
1,2-Dichloroethane	**<25.0**	ug/kg	60.0	25.0	1	03/12/20 08:00	03/12/20 16:46	107-06-2	W
1,1-Dichloroethene	**<25.0**	ug/kg	60.0	25.0	1	03/12/20 08:00	03/12/20 16:46	75-35-4	W
cis-1,2-Dichloroethene	**<25.0**	ug/kg	60.0	25.0	1	03/12/20 08:00	03/12/20 16:46	156-59-2	W
trans-1,2-Dichloroethene	**<25.0**	ug/kg	67.0	25.0	1	03/12/20 08:00	03/12/20 16:46	156-60-5	W
1,2-Dichloropropane	**<25.0**	ug/kg	60.0	25.0	1	03/12/20 08:00	03/12/20 16:46	78-87-5	W
1,3-Dichloropropane	**<25.0**	ug/kg	60.0	25.0	1	03/12/20 08:00	03/12/20 16:46	142-28-9	W
2,2-Dichloropropane	**<25.0**	ug/kg	60.0	25.0	1	03/12/20 08:00	03/12/20 16:46	594-20-7	W
1,1-Dichloropropene	**<25.0**	ug/kg	60.0	25.0	1	03/12/20 08:00	03/12/20 16:46	563-58-6	W
cis-1,3-Dichloropropene	**<42.3**	ug/kg	141	42.3	1	03/12/20 08:00	03/12/20 16:46	10061-01-5	W
trans-1,3-Dichloropropene	**<25.0**	ug/kg	74.0	25.0	1	03/12/20 08:00	03/12/20 16:46	10061-02-6	W
Diisopropyl ether	**<25.0**	ug/kg	60.0	25.0	1	03/12/20 08:00	03/12/20 16:46	108-20-3	W
Ethylbenzene	**<25.0**	ug/kg	60.0	25.0	1	03/12/20 08:00	03/12/20 16:46	100-41-4	W
Hexachloro-1,3-butadiene	**<68.7**	ug/kg	229	68.7	1	03/12/20 08:00	03/12/20 16:46	87-68-3	W
Isopropylbenzene (Cumene)	**<25.0**	ug/kg	60.0	25.0	1	03/12/20 08:00	03/12/20 16:46	98-82-8	W
p-Isopropyltoluene	**<25.0**	ug/kg	72.0	25.0	1	03/12/20 08:00	03/12/20 16:46	99-87-6	W
Methylene Chloride	**<26.3**	ug/kg	88.0	26.3	1	03/12/20 08:00	03/12/20 16:46	75-09-2	W
Methyl-tert-butyl ether	**<25.0**	ug/kg	60.0	25.0	1	03/12/20 08:00	03/12/20 16:46	1634-04-4	W
Naphthalene	**<27.3**	ug/kg	91.0	27.3	1	03/12/20 08:00	03/12/20 16:46	91-20-3	W
n-Propylbenzene	**<25.0**	ug/kg	60.0	25.0	1	03/12/20 08:00	03/12/20 16:46	103-65-1	W
Styrene	**<25.0**	ug/kg	60.0	25.0	1	03/12/20 08:00	03/12/20 16:46	100-42-5	W
1,1,1,2-Tetrachloroethane	**<25.0**	ug/kg	60.0	25.0	1	03/12/20 08:00	03/12/20 16:46	630-20-6	W
1,1,2,2-Tetrachloroethane	**<25.0**	ug/kg	60.0	25.0	1	03/12/20 08:00	03/12/20 16:46	79-34-5	W
Tetrachloroethene	**<38.7**	ug/kg	129	38.7	1	03/12/20 08:00	03/12/20 16:46	127-18-4	W
Toluene	**<25.0**	ug/kg	60.0	25.0	1	03/12/20 08:00	03/12/20 16:46	108-88-3	W
1,2,3-Trichlorobenzene	**<47.3**	ug/kg	158	47.3	1	03/12/20 08:00	03/12/20 16:46	87-61-6	W
1,2,4-Trichlorobenzene	**<41.7**	ug/kg	250	41.7	1	03/12/20 08:00	03/12/20 16:46	120-82-1	W
1,1,1-Trichloroethane	**<25.0**	ug/kg	60.0	25.0	1	03/12/20 08:00	03/12/20 16:46	71-55-6	W
1,1,2-Trichloroethane	**<25.0**	ug/kg	60.0	25.0	1	03/12/20 08:00	03/12/20 16:46	79-00-5	W
Trichloroethene	**<25.0**	ug/kg	60.0	25.0	1	03/12/20 08:00	03/12/20 16:46	79-01-6	W
Trichlorofluoromethane	**<25.0**	ug/kg	65.0	25.0	1	03/12/20 08:00	03/12/20 16:46	75-69-4	W

REPORT OF LABORATORY ANALYSIS

This report shall not be reproduced, except in full,
without the written consent of Pace Analytical Services, LLC.

Pace Analytical Services, LLC
1241 Bellevue Street - Suite 9
Green Bay, WI 54302
(920)469-2436

ANALYTICAL RESULTS

Project: 60617051 SHOE FACTORY SITE
Pace Project No.: 40204467

Sample: SP-115/ 4-5 **Lab ID: 40204467008** Collected: 03/05/20 12:00 Received: 03/10/20 09:15 Matrix: Solid

Results reported on a "dry weight" basis and are adjusted for percent moisture, sample size and any dilutions.

Parameters	Results	Units	LOQ	LOD	DF	Prepared	Analyzed	CAS No.	Qual
8260 MSV Med Level Normal List	Analytical Method: EPA 8260 Preparation Method: EPA 5035/5030B								
1,2,3-Trichloropropane	**<37.4**	ug/kg	125	37.4	1	03/12/20 08:00	03/12/20 16:46	96-18-4	W
1,2,4-Trimethylbenzene	**<25.0**	ug/kg	60.0	25.0	1	03/12/20 08:00	03/12/20 16:46	95-63-6	W
1,3,5-Trimethylbenzene	**<25.0**	ug/kg	60.0	25.0	1	03/12/20 08:00	03/12/20 16:46	108-67-8	W
Vinyl chloride	**<25.0**	ug/kg	60.0	25.0	1	03/12/20 08:00	03/12/20 16:46	75-01-4	W
Xylene (Total)	**<75.0**	ug/kg	180	75.0	1	03/12/20 08:00	03/12/20 16:46	1330-20-7	W
m&p-Xylene	**<50.0**	ug/kg	120	50.0	1	03/12/20 08:00	03/12/20 16:46	179601-23-1	W
o-Xylene	**<25.0**	ug/kg	60.0	25.0	1	03/12/20 08:00	03/12/20 16:46	95-47-6	W
Surrogates									
Dibromofluoromethane (S)	105	%	57-146		1	03/12/20 08:00	03/12/20 16:46	1868-53-7	
Toluene-d8 (S)	110	%	64-134		1	03/12/20 08:00	03/12/20 16:46	2037-26-5	
4-Bromofluorobenzene (S)	102	%	54-126		1	03/12/20 08:00	03/12/20 16:46	460-00-4	
Percent Moisture	Analytical Method: ASTM D2974-87								
Percent Moisture	**23.7**	%	0.10	0.10	1		03/13/20 10:15		

REPORT OF LABORATORY ANALYSIS

This report shall not be reproduced, except in full,
without the written consent of Pace Analytical Services, LLC.

Pace Analytical Services, LLC
1241 Bellevue Street - Suite 9
Green Bay, WI 54302
(920)469-2436

ANALYTICAL RESULTS

Project: 60617051 SHOE FACTORY SITE
Pace Project No.: 40204467

Sample: SP-115/ 6-7 **Lab ID: 40204467009** Collected: 03/05/20 12:05 Received: 03/10/20 09:15 Matrix: Solid

Results reported on a "dry weight" basis and are adjusted for percent moisture, sample size and any dilutions.

Parameters	Results	Units	LOQ	LOD	DF	Prepared	Analyzed	CAS No.	Qual
6010 MET ICP	Analytical Method: EPA 6010 Preparation Method: EPA 3050								
Arsenic	**1.9J**	mg/kg	5.9	1.8	1	03/11/20 08:07	03/11/20 18:45	7440-38-2	
Barium	**188**	mg/kg	0.60	0.18	1	03/11/20 08:07	03/11/20 18:45	7440-39-3	
Cadmium	**0.93**	mg/kg	0.60	0.16	1	03/11/20 08:07	03/11/20 18:45	7440-43-9	
Chromium	**22.9**	mg/kg	6.0	1.7	5	03/11/20 08:07	03/12/20 14:02	7440-47-3	
Lead	**8.4J**	mg/kg	12.0	3.6	5	03/11/20 08:07	03/12/20 14:02	7439-92-1	D3
Selenium	**3.2J**	mg/kg	5.3	1.6	1	03/11/20 08:07	03/11/20 18:45	7782-49-2	
Silver	**0.52J**	mg/kg	1.2	0.37	1	03/11/20 08:07	03/11/20 18:45	7440-22-4	
7471 Mercury	Analytical Method: EPA 7471 Preparation Method: EPA 7471								
Mercury	**0.035J**	mg/kg	0.041	0.012	1	03/12/20 08:32	03/12/20 14:12	7439-97-6	
8270 MSSV PAH by SIM	Analytical Method: EPA 8270 by SIM Preparation Method: EPA 3546								
Acenaphthene	**<2.7**	ug/kg	21.2	2.7	1	03/11/20 09:14	03/13/20 16:13	83-32-9	
Acenaphthylene	**<2.7**	ug/kg	21.2	2.7	1	03/11/20 09:14	03/13/20 16:13	208-96-8	
Anthracene	**<2.6**	ug/kg	21.2	2.6	1	03/11/20 09:14	03/13/20 16:13	120-12-7	
Benzo(a)anthracene	**<2.7**	ug/kg	21.2	2.7	1	03/11/20 09:14	03/13/20 16:13	56-55-3	
Benzo(a)pyrene	**<2.4**	ug/kg	21.2	2.4	1	03/11/20 09:14	03/13/20 16:13	50-32-8	
Benzo(b)fluoranthene	**<2.9**	ug/kg	21.2	2.9	1	03/11/20 09:14	03/13/20 16:13	205-99-2	
Benzo(g,h,i)perylene	**<3.7**	ug/kg	21.2	3.7	1	03/11/20 09:14	03/13/20 16:13	191-24-2	
Benzo(k)fluoranthene	**<2.7**	ug/kg	21.2	2.7	1	03/11/20 09:14	03/13/20 16:13	207-08-9	
Chrysene	**<4.0**	ug/kg	21.2	4.0	1	03/11/20 09:14	03/13/20 16:13	218-01-9	
Dibenz(a,h)anthracene	**<2.9**	ug/kg	21.2	2.9	1	03/11/20 09:14	03/13/20 16:13	53-70-3	
Fluoranthene	**<2.5**	ug/kg	21.2	2.5	1	03/11/20 09:14	03/13/20 16:13	206-44-0	
Fluorene	**<2.5**	ug/kg	21.2	2.5	1	03/11/20 09:14	03/13/20 16:13	86-73-7	
Indeno(1,2,3-cd)pyrene	**<4.4**	ug/kg	21.2	4.4	1	03/11/20 09:14	03/13/20 16:13	193-39-5	
1-Methylnaphthalene	**<3.1**	ug/kg	21.2	3.1	1	03/11/20 09:14	03/13/20 16:13	90-12-0	
2-Methylnaphthalene	**<3.1**	ug/kg	21.2	3.1	1	03/11/20 09:14	03/13/20 16:13	91-57-6	
Naphthalene	**<2.1**	ug/kg	21.2	2.1	1	03/11/20 09:14	03/13/20 16:13	91-20-3	
Phenanthrene	**<2.4**	ug/kg	21.2	2.4	1	03/11/20 09:14	03/13/20 16:13	85-01-8	
Pyrene	**<3.1**	ug/kg	21.2	3.1	1	03/11/20 09:14	03/13/20 16:13	129-00-0	
Surrogates									
2-Fluorobiphenyl (S)	66	%	42-92		1	03/11/20 09:14	03/13/20 16:13	321-60-8	
Terphenyl-d14 (S)	57	%	40-92		1	03/11/20 09:14	03/13/20 16:13	1718-51-0	
8260 MSV Med Level Normal List	Analytical Method: EPA 8260 Preparation Method: EPA 5035/5030B								
Benzene	**<25.0**	ug/kg	60.0	25.0	1	03/12/20 08:00	03/12/20 17:08	71-43-2	W
Bromobenzene	**<25.0**	ug/kg	62.0	25.0	1	03/12/20 08:00	03/12/20 17:08	108-86-1	W
Bromochloromethane	**<25.0**	ug/kg	70.0	25.0	1	03/12/20 08:00	03/12/20 17:08	74-97-5	W
Bromodichloromethane	**<25.0**	ug/kg	60.0	25.0	1	03/12/20 08:00	03/12/20 17:08	75-27-4	W
Bromoform	**<25.0**	ug/kg	72.0	25.0	1	03/12/20 08:00	03/12/20 17:08	75-25-2	W
Bromomethane	**<63.8**	ug/kg	250	63.8	1	03/12/20 08:00	03/12/20 17:08	74-83-9	W
n-Butylbenzene	**<30.0**	ug/kg	100	30.0	1	03/12/20 08:00	03/12/20 17:08	104-51-8	W
sec-Butylbenzene	**<25.0**	ug/kg	72.0	25.0	1	03/12/20 08:00	03/12/20 17:08	135-98-8	W
tert-Butylbenzene	**<25.0**	ug/kg	62.0	25.0	1	03/12/20 08:00	03/12/20 17:08	98-06-6	W
Carbon tetrachloride	**<25.0**	ug/kg	60.0	25.0	1	03/12/20 08:00	03/12/20 17:08	56-23-5	W

REPORT OF LABORATORY ANALYSIS

This report shall not be reproduced, except in full,
without the written consent of Pace Analytical Services, LLC.

Pace Analytical Services, LLC
1241 Bellevue Street - Suite 9
Green Bay, WI 54302
(920)469-2436

ANALYTICAL RESULTS

Project: 60617051 SHOE FACTORY SITE
Pace Project No.: 40204467

Sample: SP-115/ 6-7 **Lab ID: 40204467009** Collected: 03/05/20 12:05 Received: 03/10/20 09:15 Matrix: Solid

Results reported on a "dry weight" basis and are adjusted for percent moisture, sample size and any dilutions.

Parameters	Results	Units	LOQ	LOD	DF	Prepared	Analyzed	CAS No.	Qual
8260 MSV Med Level Normal List	Analytical Method: EPA 8260 Preparation Method: EPA 5035/5030B								
Chlorobenzene	**<25.0**	ug/kg	60.0	25.0	1	03/12/20 08:00	03/12/20 17:08	108-90-7	W
Chloroethane	**<46.4**	ug/kg	250	46.4	1	03/12/20 08:00	03/12/20 17:08	75-00-3	W
Chloroform	**<47.5**	ug/kg	250	47.5	1	03/12/20 08:00	03/12/20 17:08	67-66-3	W
Chloromethane	**<25.0**	ug/kg	80.0	25.0	1	03/12/20 08:00	03/12/20 17:08	74-87-3	W
2-Chlorotoluene	**<25.0**	ug/kg	64.0	25.0	1	03/12/20 08:00	03/12/20 17:08	95-49-8	W
4-Chlorotoluene	**<25.0**	ug/kg	64.0	25.0	1	03/12/20 08:00	03/12/20 17:08	106-43-4	W
1,2-Dibromo-3-chloropropane	**<237**	ug/kg	789	237	1	03/12/20 08:00	03/12/20 17:08	96-12-8	W
Dibromochloromethane	**<229**	ug/kg	763	229	1	03/12/20 08:00	03/12/20 17:08	124-48-1	W
1,2-Dibromoethane (EDB)	**<25.0**	ug/kg	60.0	25.0	1	03/12/20 08:00	03/12/20 17:08	106-93-4	W
Dibromomethane	**<25.0**	ug/kg	60.0	25.0	1	03/12/20 08:00	03/12/20 17:08	74-95-3	W
1,2-Dichlorobenzene	**<25.0**	ug/kg	60.0	25.0	1	03/12/20 08:00	03/12/20 17:08	95-50-1	W
1,3-Dichlorobenzene	**<25.0**	ug/kg	60.0	25.0	1	03/12/20 08:00	03/12/20 17:08	541-73-1	W
1,4-Dichlorobenzene	**<25.0**	ug/kg	60.0	25.0	1	03/12/20 08:00	03/12/20 17:08	106-46-7	W
Dichlorodifluoromethane	**<25.0**	ug/kg	72.0	25.0	1	03/12/20 08:00	03/12/20 17:08	75-71-8	W
1,1-Dichloroethane	**<25.0**	ug/kg	60.0	25.0	1	03/12/20 08:00	03/12/20 17:08	75-34-3	W
1,2-Dichloroethane	**<25.0**	ug/kg	60.0	25.0	1	03/12/20 08:00	03/12/20 17:08	107-06-2	W
1,1-Dichloroethene	**<25.0**	ug/kg	60.0	25.0	1	03/12/20 08:00	03/12/20 17:08	75-35-4	W
cis-1,2-Dichloroethene	**<25.0**	ug/kg	60.0	25.0	1	03/12/20 08:00	03/12/20 17:08	156-59-2	W
trans-1,2-Dichloroethene	**<25.0**	ug/kg	67.0	25.0	1	03/12/20 08:00	03/12/20 17:08	156-60-5	W
1,2-Dichloropropane	**<25.0**	ug/kg	60.0	25.0	1	03/12/20 08:00	03/12/20 17:08	78-87-5	W
1,3-Dichloropropane	**<25.0**	ug/kg	60.0	25.0	1	03/12/20 08:00	03/12/20 17:08	142-28-9	W
2,2-Dichloropropane	**<25.0**	ug/kg	60.0	25.0	1	03/12/20 08:00	03/12/20 17:08	594-20-7	W
1,1-Dichloropropene	**<25.0**	ug/kg	60.0	25.0	1	03/12/20 08:00	03/12/20 17:08	563-58-6	W
cis-1,3-Dichloropropene	**<42.3**	ug/kg	141	42.3	1	03/12/20 08:00	03/12/20 17:08	10061-01-5	W
trans-1,3-Dichloropropene	**<25.0**	ug/kg	74.0	25.0	1	03/12/20 08:00	03/12/20 17:08	10061-02-6	W
Diisopropyl ether	**<25.0**	ug/kg	60.0	25.0	1	03/12/20 08:00	03/12/20 17:08	108-20-3	W
Ethylbenzene	**<25.0**	ug/kg	60.0	25.0	1	03/12/20 08:00	03/12/20 17:08	100-41-4	W
Hexachloro-1,3-butadiene	**<68.7**	ug/kg	229	68.7	1	03/12/20 08:00	03/12/20 17:08	87-68-3	W
Isopropylbenzene (Cumene)	**<25.0**	ug/kg	60.0	25.0	1	03/12/20 08:00	03/12/20 17:08	98-82-8	W
p-Isopropyltoluene	**<25.0**	ug/kg	72.0	25.0	1	03/12/20 08:00	03/12/20 17:08	99-87-6	W
Methylene Chloride	**<26.3**	ug/kg	88.0	26.3	1	03/12/20 08:00	03/12/20 17:08	75-09-2	W
Methyl-tert-butyl ether	**<25.0**	ug/kg	60.0	25.0	1	03/12/20 08:00	03/12/20 17:08	1634-04-4	W
Naphthalene	**<27.3**	ug/kg	91.0	27.3	1	03/12/20 08:00	03/12/20 17:08	91-20-3	W
n-Propylbenzene	**<25.0**	ug/kg	60.0	25.0	1	03/12/20 08:00	03/12/20 17:08	103-65-1	W
Styrene	**<25.0**	ug/kg	60.0	25.0	1	03/12/20 08:00	03/12/20 17:08	100-42-5	W
1,1,1,2-Tetrachloroethane	**<25.0**	ug/kg	60.0	25.0	1	03/12/20 08:00	03/12/20 17:08	630-20-6	W
1,1,2,2-Tetrachloroethane	**<25.0**	ug/kg	60.0	25.0	1	03/12/20 08:00	03/12/20 17:08	79-34-5	W
Tetrachloroethene	**<38.7**	ug/kg	129	38.7	1	03/12/20 08:00	03/12/20 17:08	127-18-4	W
Toluene	**<25.0**	ug/kg	60.0	25.0	1	03/12/20 08:00	03/12/20 17:08	108-88-3	W
1,2,3-Trichlorobenzene	**<47.3**	ug/kg	158	47.3	1	03/12/20 08:00	03/12/20 17:08	87-61-6	W
1,2,4-Trichlorobenzene	**<41.7**	ug/kg	250	41.7	1	03/12/20 08:00	03/12/20 17:08	120-82-1	W
1,1,1-Trichloroethane	**<25.0**	ug/kg	60.0	25.0	1	03/12/20 08:00	03/12/20 17:08	71-55-6	W
1,1,2-Trichloroethane	**<25.0**	ug/kg	60.0	25.0	1	03/12/20 08:00	03/12/20 17:08	79-00-5	W
Trichloroethene	**<25.0**	ug/kg	60.0	25.0	1	03/12/20 08:00	03/12/20 17:08	79-01-6	W
Trichlorofluoromethane	**<25.0**	ug/kg	65.0	25.0	1	03/12/20 08:00	03/12/20 17:08	75-69-4	W

REPORT OF LABORATORY ANALYSIS

This report shall not be reproduced, except in full,
without the written consent of Pace Analytical Services, LLC.

Pace Analytical Services, LLC
1241 Bellevue Street - Suite 9
Green Bay, WI 54302
(920)469-2436

ANALYTICAL RESULTS

Project: 60617051 SHOE FACTORY SITE
Pace Project No.: 40204467

Sample: SP-115/ 6-7 **Lab ID: 40204467009** Collected: 03/05/20 12:05 Received: 03/10/20 09:15 Matrix: Solid

Results reported on a "dry weight" basis and are adjusted for percent moisture, sample size and any dilutions.

Parameters	Results	Units	LOQ	LOD	DF	Prepared	Analyzed	CAS No.	Qual
8260 MSV Med Level Normal List	Analytical Method: EPA 8260 Preparation Method: EPA 5035/5030B								
1,2,3-Trichloropropane	**<37.4**	ug/kg	125	37.4	1	03/12/20 08:00	03/12/20 17:08	96-18-4	W
1,2,4-Trimethylbenzene	**<25.0**	ug/kg	60.0	25.0	1	03/12/20 08:00	03/12/20 17:08	95-63-6	W
1,3,5-Trimethylbenzene	**<25.0**	ug/kg	60.0	25.0	1	03/12/20 08:00	03/12/20 17:08	108-67-8	W
Vinyl chloride	**<25.0**	ug/kg	60.0	25.0	1	03/12/20 08:00	03/12/20 17:08	75-01-4	W
Xylene (Total)	**<75.0**	ug/kg	180	75.0	1	03/12/20 08:00	03/12/20 17:08	1330-20-7	W
m&p-Xylene	**<50.0**	ug/kg	120	50.0	1	03/12/20 08:00	03/12/20 17:08	179601-23-1	W
o-Xylene	**<25.0**	ug/kg	60.0	25.0	1	03/12/20 08:00	03/12/20 17:08	95-47-6	W
Surrogates									
Dibromofluoromethane (S)	99	%	57-146		1	03/12/20 08:00	03/12/20 17:08	1868-53-7	
Toluene-d8 (S)	102	%	64-134		1	03/12/20 08:00	03/12/20 17:08	2037-26-5	
4-Bromofluorobenzene (S)	95	%	54-126		1	03/12/20 08:00	03/12/20 17:08	460-00-4	
Percent Moisture	Analytical Method: ASTM D2974-87								
Percent Moisture	**21.1**	%	0.10	0.10	1		03/13/20 11:35		

REPORT OF LABORATORY ANALYSIS

This report shall not be reproduced, except in full,
without the written consent of Pace Analytical Services, LLC.

Pace Analytical Services, LLC
1241 Bellevue Street - Suite 9
Green Bay, WI 54302
(920)469-2436

ANALYTICAL RESULTS

Project: 60617051 SHOE FACTORY SITE
Pace Project No.: 40204467

Sample: SP-104/ 4-5 **Lab ID: 40204467010** Collected: 03/05/20 12:30 Received: 03/10/20 09:15 Matrix: Solid

Results reported on a "dry weight" basis and are adjusted for percent moisture, sample size and any dilutions.

Parameters	Results	Units	LOQ	LOD	DF	Prepared	Analyzed	CAS No.	Qual
6010 MET ICP	Analytical Method: EPA 6010 Preparation Method: EPA 3050								
Arsenic	**9.9**	mg/kg	6.2	1.9	1	03/11/20 08:07	03/11/20 18:48	7440-38-2	
Barium	**338**	mg/kg	0.63	0.19	1	03/11/20 08:07	03/11/20 18:48	7440-39-3	
Cadmium	**0.19J**	mg/kg	0.63	0.17	1	03/11/20 08:07	03/11/20 18:48	7440-43-9	
Chromium	**21.7**	mg/kg	6.3	1.8	5	03/11/20 08:07	03/12/20 14:04	7440-47-3	
Lead	**9.6J**	mg/kg	12.7	3.8	5	03/11/20 08:07	03/12/20 14:04	7439-92-1	D3
Selenium	**4.4J**	mg/kg	5.5	1.7	1	03/11/20 08:07	03/11/20 18:48	7782-49-2	
Silver	**1.2J**	mg/kg	1.3	0.39	1	03/11/20 08:07	03/11/20 18:48	7440-22-4	
7471 Mercury	Analytical Method: EPA 7471 Preparation Method: EPA 7471								
Mercury	**0.046**	mg/kg	0.042	0.013	1	03/12/20 08:32	03/12/20 14:14	7439-97-6	
8270 MSSV PAH by SIM	Analytical Method: EPA 8270 by SIM Preparation Method: EPA 3546								
Acenaphthene	**<2.8**	ug/kg	21.3	2.8	1	03/11/20 09:14	03/13/20 16:30	83-32-9	
Acenaphthylene	**<2.7**	ug/kg	21.3	2.7	1	03/11/20 09:14	03/13/20 16:30	208-96-8	
Anthracene	**<2.6**	ug/kg	21.3	2.6	1	03/11/20 09:14	03/13/20 16:30	120-12-7	
Benzo(a)anthracene	**<2.8**	ug/kg	21.3	2.8	1	03/11/20 09:14	03/13/20 16:30	56-55-3	
Benzo(a)pyrene	**<2.4**	ug/kg	21.3	2.4	1	03/11/20 09:14	03/13/20 16:30	50-32-8	
Benzo(b)fluoranthene	**<3.0**	ug/kg	21.3	3.0	1	03/11/20 09:14	03/13/20 16:30	205-99-2	
Benzo(g,h,i)perylene	**<3.7**	ug/kg	21.3	3.7	1	03/11/20 09:14	03/13/20 16:30	191-24-2	
Benzo(k)fluoranthene	**<2.7**	ug/kg	21.3	2.7	1	03/11/20 09:14	03/13/20 16:30	207-08-9	
Chrysene	**<4.0**	ug/kg	21.3	4.0	1	03/11/20 09:14	03/13/20 16:30	218-01-9	
Dibenz(a,h)anthracene	**<2.9**	ug/kg	21.3	2.9	1	03/11/20 09:14	03/13/20 16:30	53-70-3	
Fluoranthene	**<2.5**	ug/kg	21.3	2.5	1	03/11/20 09:14	03/13/20 16:30	206-44-0	
Fluorene	**<2.6**	ug/kg	21.3	2.6	1	03/11/20 09:14	03/13/20 16:30	86-73-7	
Indeno(1,2,3-cd)pyrene	**<4.4**	ug/kg	21.3	4.4	1	03/11/20 09:14	03/13/20 16:30	193-39-5	
1-Methylnaphthalene	**<3.1**	ug/kg	21.3	3.1	1	03/11/20 09:14	03/13/20 16:30	90-12-0	
2-Methylnaphthalene	**<3.1**	ug/kg	21.3	3.1	1	03/11/20 09:14	03/13/20 16:30	91-57-6	
Naphthalene	**<2.1**	ug/kg	21.3	2.1	1	03/11/20 09:14	03/13/20 16:30	91-20-3	
Phenanthrene	**<2.4**	ug/kg	21.3	2.4	1	03/11/20 09:14	03/13/20 16:30	85-01-8	
Pyrene	**<3.1**	ug/kg	21.3	3.1	1	03/11/20 09:14	03/13/20 16:30	129-00-0	
Surrogates									
2-Fluorobiphenyl (S)	69	%	42-92		1	03/11/20 09:14	03/13/20 16:30	321-60-8	
Terphenyl-d14 (S)	65	%	40-92		1	03/11/20 09:14	03/13/20 16:30	1718-51-0	
8260 MSV Med Level Normal List	Analytical Method: EPA 8260 Preparation Method: EPA 5035/5030B								
Benzene	**<25.0**	ug/kg	60.0	25.0	1	03/12/20 08:00	03/12/20 17:31	71-43-2	W
Bromobenzene	**<25.0**	ug/kg	62.0	25.0	1	03/12/20 08:00	03/12/20 17:31	108-86-1	W
Bromochloromethane	**<25.0**	ug/kg	70.0	25.0	1	03/12/20 08:00	03/12/20 17:31	74-97-5	W
Bromodichloromethane	**<25.0**	ug/kg	60.0	25.0	1	03/12/20 08:00	03/12/20 17:31	75-27-4	W
Bromoform	**<25.0**	ug/kg	72.0	25.0	1	03/12/20 08:00	03/12/20 17:31	75-25-2	W
Bromomethane	**<63.8**	ug/kg	250	63.8	1	03/12/20 08:00	03/12/20 17:31	74-83-9	W
n-Butylbenzene	**<30.0**	ug/kg	100	30.0	1	03/12/20 08:00	03/12/20 17:31	104-51-8	W
sec-Butylbenzene	**<25.0**	ug/kg	72.0	25.0	1	03/12/20 08:00	03/12/20 17:31	135-98-8	W
tert-Butylbenzene	**<25.0**	ug/kg	62.0	25.0	1	03/12/20 08:00	03/12/20 17:31	98-06-6	W
Carbon tetrachloride	**<25.0**	ug/kg	60.0	25.0	1	03/12/20 08:00	03/12/20 17:31	56-23-5	W

REPORT OF LABORATORY ANALYSIS

This report shall not be reproduced, except in full,
without the written consent of Pace Analytical Services, LLC.

Pace Analytical Services, LLC
1241 Bellevue Street - Suite 9
Green Bay, WI 54302
(920)469-2436

ANALYTICAL RESULTS

Project: 60617051 SHOE FACTORY SITE
Pace Project No.: 40204467

Sample: SP-104/ 4-5 **Lab ID: 40204467010** Collected: 03/05/20 12:30 Received: 03/10/20 09:15 Matrix: Solid

Results reported on a "dry weight" basis and are adjusted for percent moisture, sample size and any dilutions.

Parameters	Results	Units	LOQ	LOD	DF	Prepared	Analyzed	CAS No.	Qual
8260 MSV Med Level Normal List	Analytical Method: EPA 8260 Preparation Method: EPA 5035/5030B								
Chlorobenzene	**<25.0**	ug/kg	60.0	25.0	1	03/12/20 08:00	03/12/20 17:31	108-90-7	W
Chloroethane	**<46.4**	ug/kg	250	46.4	1	03/12/20 08:00	03/12/20 17:31	75-00-3	W
Chloroform	**<47.5**	ug/kg	250	47.5	1	03/12/20 08:00	03/12/20 17:31	67-66-3	W
Chloromethane	**<25.0**	ug/kg	80.0	25.0	1	03/12/20 08:00	03/12/20 17:31	74-87-3	W
2-Chlorotoluene	**<25.0**	ug/kg	64.0	25.0	1	03/12/20 08:00	03/12/20 17:31	95-49-8	W
4-Chlorotoluene	**<25.0**	ug/kg	64.0	25.0	1	03/12/20 08:00	03/12/20 17:31	106-43-4	W
1,2-Dibromo-3-chloropropane	**<237**	ug/kg	789	237	1	03/12/20 08:00	03/12/20 17:31	96-12-8	W
Dibromochloromethane	**<229**	ug/kg	763	229	1	03/12/20 08:00	03/12/20 17:31	124-48-1	W
1,2-Dibromoethane (EDB)	**<25.0**	ug/kg	60.0	25.0	1	03/12/20 08:00	03/12/20 17:31	106-93-4	W
Dibromomethane	**<25.0**	ug/kg	60.0	25.0	1	03/12/20 08:00	03/12/20 17:31	74-95-3	W
1,2-Dichlorobenzene	**<25.0**	ug/kg	60.0	25.0	1	03/12/20 08:00	03/12/20 17:31	95-50-1	W
1,3-Dichlorobenzene	**<25.0**	ug/kg	60.0	25.0	1	03/12/20 08:00	03/12/20 17:31	541-73-1	W
1,4-Dichlorobenzene	**<25.0**	ug/kg	60.0	25.0	1	03/12/20 08:00	03/12/20 17:31	106-46-7	W
Dichlorodifluoromethane	**<25.0**	ug/kg	72.0	25.0	1	03/12/20 08:00	03/12/20 17:31	75-71-8	W
1,1-Dichloroethane	**<25.0**	ug/kg	60.0	25.0	1	03/12/20 08:00	03/12/20 17:31	75-34-3	W
1,2-Dichloroethane	**<25.0**	ug/kg	60.0	25.0	1	03/12/20 08:00	03/12/20 17:31	107-06-2	W
1,1-Dichloroethene	**<25.0**	ug/kg	60.0	25.0	1	03/12/20 08:00	03/12/20 17:31	75-35-4	W
cis-1,2-Dichloroethene	**<25.0**	ug/kg	60.0	25.0	1	03/12/20 08:00	03/12/20 17:31	156-59-2	W
trans-1,2-Dichloroethene	**<25.0**	ug/kg	67.0	25.0	1	03/12/20 08:00	03/12/20 17:31	156-60-5	W
1,2-Dichloropropane	**<25.0**	ug/kg	60.0	25.0	1	03/12/20 08:00	03/12/20 17:31	78-87-5	W
1,3-Dichloropropane	**<25.0**	ug/kg	60.0	25.0	1	03/12/20 08:00	03/12/20 17:31	142-28-9	W
2,2-Dichloropropane	**<25.0**	ug/kg	60.0	25.0	1	03/12/20 08:00	03/12/20 17:31	594-20-7	W
1,1-Dichloropropene	**<25.0**	ug/kg	60.0	25.0	1	03/12/20 08:00	03/12/20 17:31	563-58-6	W
cis-1,3-Dichloropropene	**<42.3**	ug/kg	141	42.3	1	03/12/20 08:00	03/12/20 17:31	10061-01-5	W
trans-1,3-Dichloropropene	**<25.0**	ug/kg	74.0	25.0	1	03/12/20 08:00	03/12/20 17:31	10061-02-6	W
Diisopropyl ether	**<25.0**	ug/kg	60.0	25.0	1	03/12/20 08:00	03/12/20 17:31	108-20-3	W
Ethylbenzene	**<25.0**	ug/kg	60.0	25.0	1	03/12/20 08:00	03/12/20 17:31	100-41-4	W
Hexachloro-1,3-butadiene	**<68.7**	ug/kg	229	68.7	1	03/12/20 08:00	03/12/20 17:31	87-68-3	W
Isopropylbenzene (Cumene)	**<25.0**	ug/kg	60.0	25.0	1	03/12/20 08:00	03/12/20 17:31	98-82-8	W
p-Isopropyltoluene	**<25.0**	ug/kg	72.0	25.0	1	03/12/20 08:00	03/12/20 17:31	99-87-6	W
Methylene Chloride	**<26.3**	ug/kg	88.0	26.3	1	03/12/20 08:00	03/12/20 17:31	75-09-2	W
Methyl-tert-butyl ether	**<25.0**	ug/kg	60.0	25.0	1	03/12/20 08:00	03/12/20 17:31	1634-04-4	W
Naphthalene	**<27.3**	ug/kg	91.0	27.3	1	03/12/20 08:00	03/12/20 17:31	91-20-3	W
n-Propylbenzene	**<25.0**	ug/kg	60.0	25.0	1	03/12/20 08:00	03/12/20 17:31	103-65-1	W
Styrene	**<25.0**	ug/kg	60.0	25.0	1	03/12/20 08:00	03/12/20 17:31	100-42-5	W
1,1,1,2-Tetrachloroethane	**<25.0**	ug/kg	60.0	25.0	1	03/12/20 08:00	03/12/20 17:31	630-20-6	W
1,1,2,2-Tetrachloroethane	**<25.0**	ug/kg	60.0	25.0	1	03/12/20 08:00	03/12/20 17:31	79-34-5	W
Tetrachloroethene	**<38.7**	ug/kg	129	38.7	1	03/12/20 08:00	03/12/20 17:31	127-18-4	W
Toluene	**<25.0**	ug/kg	60.0	25.0	1	03/12/20 08:00	03/12/20 17:31	108-88-3	W
1,2,3-Trichlorobenzene	**<47.3**	ug/kg	158	47.3	1	03/12/20 08:00	03/12/20 17:31	87-61-6	W
1,2,4-Trichlorobenzene	**<41.7**	ug/kg	250	41.7	1	03/12/20 08:00	03/12/20 17:31	120-82-1	W
1,1,1-Trichloroethane	**<25.0**	ug/kg	60.0	25.0	1	03/12/20 08:00	03/12/20 17:31	71-55-6	W
1,1,2-Trichloroethane	**<25.0**	ug/kg	60.0	25.0	1	03/12/20 08:00	03/12/20 17:31	79-00-5	W
Trichloroethene	**<25.0**	ug/kg	60.0	25.0	1	03/12/20 08:00	03/12/20 17:31	79-01-6	W
Trichlorofluoromethane	**<25.0**	ug/kg	65.0	25.0	1	03/12/20 08:00	03/12/20 17:31	75-69-4	W

REPORT OF LABORATORY ANALYSIS

This report shall not be reproduced, except in full,
without the written consent of Pace Analytical Services, LLC.

Pace Analytical Services, LLC
1241 Bellevue Street - Suite 9
Green Bay, WI 54302
(920)469-2436

ANALYTICAL RESULTS

Project: 60617051 SHOE FACTORY SITE
Pace Project No.: 40204467

Sample: SP-104/ 4-5 **Lab ID: 40204467010** Collected: 03/05/20 12:30 Received: 03/10/20 09:15 Matrix: Solid

Results reported on a "dry weight" basis and are adjusted for percent moisture, sample size and any dilutions.

Parameters	Results	Units	LOQ	LOD	DF	Prepared	Analyzed	CAS No.	Qual
8260 MSV Med Level Normal List	Analytical Method: EPA 8260 Preparation Method: EPA 5035/5030B								
1,2,3-Trichloropropane	**<37.4**	ug/kg	125	37.4	1	03/12/20 08:00	03/12/20 17:31	96-18-4	W
1,2,4-Trimethylbenzene	**<25.0**	ug/kg	60.0	25.0	1	03/12/20 08:00	03/12/20 17:31	95-63-6	W
1,3,5-Trimethylbenzene	**<25.0**	ug/kg	60.0	25.0	1	03/12/20 08:00	03/12/20 17:31	108-67-8	W
Vinyl chloride	**<25.0**	ug/kg	60.0	25.0	1	03/12/20 08:00	03/12/20 17:31	75-01-4	W
Xylene (Total)	**<75.0**	ug/kg	180	75.0	1	03/12/20 08:00	03/12/20 17:31	1330-20-7	W
m&p-Xylene	**<50.0**	ug/kg	120	50.0	1	03/12/20 08:00	03/12/20 17:31	179601-23-1	W
o-Xylene	**<25.0**	ug/kg	60.0	25.0	1	03/12/20 08:00	03/12/20 17:31	95-47-6	W
Surrogates									
Dibromofluoromethane (S)	109	%	57-146		1	03/12/20 08:00	03/12/20 17:31	1868-53-7	
Toluene-d8 (S)	109	%	64-134		1	03/12/20 08:00	03/12/20 17:31	2037-26-5	
4-Bromofluorobenzene (S)	101	%	54-126		1	03/12/20 08:00	03/12/20 17:31	460-00-4	
Percent Moisture	Analytical Method: ASTM D2974-87								
Percent Moisture	**21.7**	%	0.10	0.10	1		03/13/20 11:35		

REPORT OF LABORATORY ANALYSIS

This report shall not be reproduced, except in full,
without the written consent of Pace Analytical Services, LLC.

Pace Analytical Services, LLC
1241 Bellevue Street - Suite 9
Green Bay, WI 54302
(920)469-2436

ANALYTICAL RESULTS

Project: 60617051 SHOE FACTORY SITE
Pace Project No.: 40204467

Sample: SP-104/ 9-10 **Lab ID: 40204467011** Collected: 03/05/20 12:35 Received: 03/10/20 09:15 Matrix: Solid

Results reported on a "dry weight" basis and are adjusted for percent moisture, sample size and any dilutions.

Parameters	Results	Units	LOQ	LOD	DF	Prepared	Analyzed	CAS No.	Qual
6010 MET ICP	Analytical Method: EPA 6010 Preparation Method: EPA 3050								
Arsenic	**<1.8**	mg/kg	5.9	1.8	1	03/11/20 08:07	03/11/20 18:55	7440-38-2	
Barium	**19.2**	mg/kg	0.60	0.18	1	03/11/20 08:07	03/11/20 18:55	7440-39-3	
Cadmium	**0.18J**	mg/kg	0.60	0.16	1	03/11/20 08:07	03/11/20 18:55	7440-43-9	
Chromium	**7.4**	mg/kg	1.2	0.34	1	03/11/20 08:07	03/11/20 18:55	7440-47-3	
Lead	**3.0**	mg/kg	2.4	0.72	1	03/11/20 08:07	03/11/20 18:55	7439-92-1	
Selenium	**<1.6**	mg/kg	5.3	1.6	1	03/11/20 08:07	03/11/20 18:55	7782-49-2	
Silver	**<0.37**	mg/kg	1.2	0.37	1	03/11/20 08:07	03/11/20 18:55	7440-22-4	
7471 Mercury	Analytical Method: EPA 7471 Preparation Method: EPA 7471								
Mercury	**0.020J**	mg/kg	0.042	0.013	1	03/12/20 08:32	03/12/20 14:17	7439-97-6	
8270 MSSV PAH by SIM	Analytical Method: EPA 8270 by SIM Preparation Method: EPA 3546								
Acenaphthene	**<2.6**	ug/kg	20.3	2.6	1	03/11/20 09:14	03/13/20 16:47	83-32-9	
Acenaphthylene	**<2.6**	ug/kg	20.3	2.6	1	03/11/20 09:14	03/13/20 16:47	208-96-8	
Anthracene	**<2.5**	ug/kg	20.3	2.5	1	03/11/20 09:14	03/13/20 16:47	120-12-7	
Benzo(a)anthracene	**<2.6**	ug/kg	20.3	2.6	1	03/11/20 09:14	03/13/20 16:47	56-55-3	
Benzo(a)pyrene	**<2.3**	ug/kg	20.3	2.3	1	03/11/20 09:14	03/13/20 16:47	50-32-8	
Benzo(b)fluoranthene	**<2.8**	ug/kg	20.3	2.8	1	03/11/20 09:14	03/13/20 16:47	205-99-2	
Benzo(g,h,i)perylene	**<3.6**	ug/kg	20.3	3.6	1	03/11/20 09:14	03/13/20 16:47	191-24-2	
Benzo(k)fluoranthene	**<2.6**	ug/kg	20.3	2.6	1	03/11/20 09:14	03/13/20 16:47	207-08-9	
Chrysene	**<3.8**	ug/kg	20.3	3.8	1	03/11/20 09:14	03/13/20 16:47	218-01-9	
Dibenz(a,h)anthracene	**<2.8**	ug/kg	20.3	2.8	1	03/11/20 09:14	03/13/20 16:47	53-70-3	
Fluoranthene	**3.3J**	ug/kg	20.3	2.4	1	03/11/20 09:14	03/13/20 16:47	206-44-0	
Fluorene	**<2.4**	ug/kg	20.3	2.4	1	03/11/20 09:14	03/13/20 16:47	86-73-7	
Indeno(1,2,3-cd)pyrene	**<4.2**	ug/kg	20.3	4.2	1	03/11/20 09:14	03/13/20 16:47	193-39-5	
1-Methylnaphthalene	**<3.0**	ug/kg	20.3	3.0	1	03/11/20 09:14	03/13/20 16:47	90-12-0	
2-Methylnaphthalene	**<3.0**	ug/kg	20.3	3.0	1	03/11/20 09:14	03/13/20 16:47	91-57-6	
Naphthalene	**3.6J**	ug/kg	20.3	2.0	1	03/11/20 09:14	03/13/20 16:47	91-20-3	
Phenanthrene	**<2.3**	ug/kg	20.3	2.3	1	03/11/20 09:14	03/13/20 16:47	85-01-8	
Pyrene	**3.3J**	ug/kg	20.3	3.0	1	03/11/20 09:14	03/13/20 16:47	129-00-0	
Surrogates									
2-Fluorobiphenyl (S)	69	%	42-92		1	03/11/20 09:14	03/13/20 16:47	321-60-8	
Terphenyl-d14 (S)	61	%	40-92		1	03/11/20 09:14	03/13/20 16:47	1718-51-0	
8260 MSV Med Level Normal List	Analytical Method: EPA 8260 Preparation Method: EPA 5035/5030B								
Benzene	**<25.0**	ug/kg	60.0	25.0	1	03/12/20 08:00	03/12/20 17:53	71-43-2	W
Bromobenzene	**<25.0**	ug/kg	62.0	25.0	1	03/12/20 08:00	03/12/20 17:53	108-86-1	W
Bromochloromethane	**<25.0**	ug/kg	70.0	25.0	1	03/12/20 08:00	03/12/20 17:53	74-97-5	W
Bromodichloromethane	**<25.0**	ug/kg	60.0	25.0	1	03/12/20 08:00	03/12/20 17:53	75-27-4	W
Bromoform	**<25.0**	ug/kg	72.0	25.0	1	03/12/20 08:00	03/12/20 17:53	75-25-2	W
Bromomethane	**<63.8**	ug/kg	250	63.8	1	03/12/20 08:00	03/12/20 17:53	74-83-9	W
n-Butylbenzene	**<30.0**	ug/kg	100	30.0	1	03/12/20 08:00	03/12/20 17:53	104-51-8	W
sec-Butylbenzene	**<25.0**	ug/kg	72.0	25.0	1	03/12/20 08:00	03/12/20 17:53	135-98-8	W
tert-Butylbenzene	**<25.0**	ug/kg	62.0	25.0	1	03/12/20 08:00	03/12/20 17:53	98-06-6	W
Carbon tetrachloride	**<25.0**	ug/kg	60.0	25.0	1	03/12/20 08:00	03/12/20 17:53	56-23-5	W

REPORT OF LABORATORY ANALYSIS

This report shall not be reproduced, except in full,
without the written consent of Pace Analytical Services, LLC.

Pace Analytical Services, LLC
1241 Bellevue Street - Suite 9
Green Bay, WI 54302
(920)469-2436

ANALYTICAL RESULTS

Project: 60617051 SHOE FACTORY SITE
Pace Project No.: 40204467

Sample: SP-104/ 9-10 **Lab ID: 40204467011** Collected: 03/05/20 12:35 Received: 03/10/20 09:15 Matrix: Solid

Results reported on a "dry weight" basis and are adjusted for percent moisture, sample size and any dilutions.

Parameters	Results	Units	LOQ	LOD	DF	Prepared	Analyzed	CAS No.	Qual
8260 MSV Med Level Normal List	Analytical Method: EPA 8260 Preparation Method: EPA 5035/5030B								
Chlorobenzene	**<25.0**	ug/kg	60.0	25.0	1	03/12/20 08:00	03/12/20 17:53	108-90-7	W
Chloroethane	**<46.4**	ug/kg	250	46.4	1	03/12/20 08:00	03/12/20 17:53	75-00-3	W
Chloroform	**<47.5**	ug/kg	250	47.5	1	03/12/20 08:00	03/12/20 17:53	67-66-3	W
Chloromethane	**<25.0**	ug/kg	80.0	25.0	1	03/12/20 08:00	03/12/20 17:53	74-87-3	W
2-Chlorotoluene	**<25.0**	ug/kg	64.0	25.0	1	03/12/20 08:00	03/12/20 17:53	95-49-8	W
4-Chlorotoluene	**<25.0**	ug/kg	64.0	25.0	1	03/12/20 08:00	03/12/20 17:53	106-43-4	W
1,2-Dibromo-3-chloropropane	**<237**	ug/kg	789	237	1	03/12/20 08:00	03/12/20 17:53	96-12-8	W
Dibromochloromethane	**<229**	ug/kg	763	229	1	03/12/20 08:00	03/12/20 17:53	124-48-1	W
1,2-Dibromoethane (EDB)	**<25.0**	ug/kg	60.0	25.0	1	03/12/20 08:00	03/12/20 17:53	106-93-4	W
Dibromomethane	**<25.0**	ug/kg	60.0	25.0	1	03/12/20 08:00	03/12/20 17:53	74-95-3	W
1,2-Dichlorobenzene	**<25.0**	ug/kg	60.0	25.0	1	03/12/20 08:00	03/12/20 17:53	95-50-1	W
1,3-Dichlorobenzene	**<25.0**	ug/kg	60.0	25.0	1	03/12/20 08:00	03/12/20 17:53	541-73-1	W
1,4-Dichlorobenzene	**<25.0**	ug/kg	60.0	25.0	1	03/12/20 08:00	03/12/20 17:53	106-46-7	W
Dichlorodifluoromethane	**<25.0**	ug/kg	72.0	25.0	1	03/12/20 08:00	03/12/20 17:53	75-71-8	W
1,1-Dichloroethane	**<25.0**	ug/kg	60.0	25.0	1	03/12/20 08:00	03/12/20 17:53	75-34-3	W
1,2-Dichloroethane	**<25.0**	ug/kg	60.0	25.0	1	03/12/20 08:00	03/12/20 17:53	107-06-2	W
1,1-Dichloroethene	**<25.0**	ug/kg	60.0	25.0	1	03/12/20 08:00	03/12/20 17:53	75-35-4	W
cis-1,2-Dichloroethene	**<25.0**	ug/kg	60.0	25.0	1	03/12/20 08:00	03/12/20 17:53	156-59-2	W
trans-1,2-Dichloroethene	**<25.0**	ug/kg	67.0	25.0	1	03/12/20 08:00	03/12/20 17:53	156-60-5	W
1,2-Dichloropropane	**<25.0**	ug/kg	60.0	25.0	1	03/12/20 08:00	03/12/20 17:53	78-87-5	W
1,3-Dichloropropane	**<25.0**	ug/kg	60.0	25.0	1	03/12/20 08:00	03/12/20 17:53	142-28-9	W
2,2-Dichloropropane	**<25.0**	ug/kg	60.0	25.0	1	03/12/20 08:00	03/12/20 17:53	594-20-7	W
1,1-Dichloropropene	**<25.0**	ug/kg	60.0	25.0	1	03/12/20 08:00	03/12/20 17:53	563-58-6	W
cis-1,3-Dichloropropene	**<42.3**	ug/kg	141	42.3	1	03/12/20 08:00	03/12/20 17:53	10061-01-5	W
trans-1,3-Dichloropropene	**<25.0**	ug/kg	74.0	25.0	1	03/12/20 08:00	03/12/20 17:53	10061-02-6	W
Diisopropyl ether	**<25.0**	ug/kg	60.0	25.0	1	03/12/20 08:00	03/12/20 17:53	108-20-3	W
Ethylbenzene	**<25.0**	ug/kg	60.0	25.0	1	03/12/20 08:00	03/12/20 17:53	100-41-4	W
Hexachloro-1,3-butadiene	**<68.7**	ug/kg	229	68.7	1	03/12/20 08:00	03/12/20 17:53	87-68-3	W
Isopropylbenzene (Cumene)	**<25.0**	ug/kg	60.0	25.0	1	03/12/20 08:00	03/12/20 17:53	98-82-8	W
p-Isopropyltoluene	**<25.0**	ug/kg	72.0	25.0	1	03/12/20 08:00	03/12/20 17:53	99-87-6	W
Methylene Chloride	**<26.3**	ug/kg	88.0	26.3	1	03/12/20 08:00	03/12/20 17:53	75-09-2	W
Methyl-tert-butyl ether	**<25.0**	ug/kg	60.0	25.0	1	03/12/20 08:00	03/12/20 17:53	1634-04-4	W
Naphthalene	**<27.3**	ug/kg	91.0	27.3	1	03/12/20 08:00	03/12/20 17:53	91-20-3	W
n-Propylbenzene	**<25.0**	ug/kg	60.0	25.0	1	03/12/20 08:00	03/12/20 17:53	103-65-1	W
Styrene	**<25.0**	ug/kg	60.0	25.0	1	03/12/20 08:00	03/12/20 17:53	100-42-5	W
1,1,1,2-Tetrachloroethane	**<25.0**	ug/kg	60.0	25.0	1	03/12/20 08:00	03/12/20 17:53	630-20-6	W
1,1,2,2-Tetrachloroethane	**<25.0**	ug/kg	60.0	25.0	1	03/12/20 08:00	03/12/20 17:53	79-34-5	W
Tetrachloroethene	**<38.7**	ug/kg	129	38.7	1	03/12/20 08:00	03/12/20 17:53	127-18-4	W
Toluene	**<25.0**	ug/kg	60.0	25.0	1	03/12/20 08:00	03/12/20 17:53	108-88-3	W
1,2,3-Trichlorobenzene	**<47.3**	ug/kg	158	47.3	1	03/12/20 08:00	03/12/20 17:53	87-61-6	W
1,2,4-Trichlorobenzene	**<41.7**	ug/kg	250	41.7	1	03/12/20 08:00	03/12/20 17:53	120-82-1	W
1,1,1-Trichloroethane	**<25.0**	ug/kg	60.0	25.0	1	03/12/20 08:00	03/12/20 17:53	71-55-6	W
1,1,2-Trichloroethane	**<25.0**	ug/kg	60.0	25.0	1	03/12/20 08:00	03/12/20 17:53	79-00-5	W
Trichloroethene	**<25.0**	ug/kg	60.0	25.0	1	03/12/20 08:00	03/12/20 17:53	79-01-6	W
Trichlorofluoromethane	**<25.0**	ug/kg	65.0	25.0	1	03/12/20 08:00	03/12/20 17:53	75-69-4	W

REPORT OF LABORATORY ANALYSIS

This report shall not be reproduced, except in full,
without the written consent of Pace Analytical Services, LLC.

Pace Analytical Services, LLC
1241 Bellevue Street - Suite 9
Green Bay, WI 54302
(920)469-2436

ANALYTICAL RESULTS

Project: 60617051 SHOE FACTORY SITE
Pace Project No.: 40204467

Sample: SP-104/ 9-10 **Lab ID: 40204467011** Collected: 03/05/20 12:35 Received: 03/10/20 09:15 Matrix: Solid

Results reported on a "dry weight" basis and are adjusted for percent moisture, sample size and any dilutions.

Parameters	Results	Units	LOQ	LOD	DF	Prepared	Analyzed	CAS No.	Qual
8260 MSV Med Level Normal List	Analytical Method: EPA 8260 Preparation Method: EPA 5035/5030B								
1,2,3-Trichloropropane	**<37.4**	ug/kg	125	37.4	1	03/12/20 08:00	03/12/20 17:53	96-18-4	W
1,2,4-Trimethylbenzene	**<25.0**	ug/kg	60.0	25.0	1	03/12/20 08:00	03/12/20 17:53	95-63-6	W
1,3,5-Trimethylbenzene	**<25.0**	ug/kg	60.0	25.0	1	03/12/20 08:00	03/12/20 17:53	108-67-8	W
Vinyl chloride	**<25.0**	ug/kg	60.0	25.0	1	03/12/20 08:00	03/12/20 17:53	75-01-4	W
Xylene (Total)	**<75.0**	ug/kg	180	75.0	1	03/12/20 08:00	03/12/20 17:53	1330-20-7	W
m&p-Xylene	**<50.0**	ug/kg	120	50.0	1	03/12/20 08:00	03/12/20 17:53	179601-23-1	W
o-Xylene	**<25.0**	ug/kg	60.0	25.0	1	03/12/20 08:00	03/12/20 17:53	95-47-6	W
Surrogates									
Dibromofluoromethane (S)	101	%	57-146		1	03/12/20 08:00	03/12/20 17:53	1868-53-7	
Toluene-d8 (S)	106	%	64-134		1	03/12/20 08:00	03/12/20 17:53	2037-26-5	
4-Bromofluorobenzene (S)	96	%	54-126		1	03/12/20 08:00	03/12/20 17:53	460-00-4	
Percent Moisture	Analytical Method: ASTM D2974-87								
Percent Moisture	**17.5**	%	0.10	0.10	1		03/13/20 11:35		

REPORT OF LABORATORY ANALYSIS

This report shall not be reproduced, except in full,
without the written consent of Pace Analytical Services, LLC.

Pace Analytical Services, LLC
1241 Bellevue Street - Suite 9
Green Bay, WI 54302
(920)469-2436

ANALYTICAL RESULTS

Project: 60617051 SHOE FACTORY SITE
Pace Project No.: 40204467

Sample: SP-104/ 13-14 **Lab ID: 40204467012** Collected: 03/05/20 12:40 Received: 03/10/20 09:15 Matrix: Solid

Results reported on a "dry weight" basis and are adjusted for percent moisture, sample size and any dilutions.

Parameters	Results	Units	LOQ	LOD	DF	Prepared	Analyzed	CAS No.	Qual
6010 MET ICP	Analytical Method: EPA 6010 Preparation Method: EPA 3050								
Arsenic	**5.5J**	mg/kg	10.9	3.3	2	03/11/20 08:07	03/12/20 14:07	7440-38-2	D3
Barium	**53.3**	mg/kg	0.56	0.17	1	03/11/20 08:07	03/11/20 18:58	7440-39-3	
Cadmium	**0.24J**	mg/kg	0.56	0.15	1	03/11/20 08:07	03/11/20 18:58	7440-43-9	
Chromium	**19.4**	mg/kg	1.1	0.31	1	03/11/20 08:07	03/11/20 18:58	7440-47-3	
Lead	**7.1**	mg/kg	2.2	0.67	1	03/11/20 08:07	03/11/20 18:58	7439-92-1	
Selenium	**<1.5**	mg/kg	4.9	1.5	1	03/11/20 08:07	03/11/20 18:58	7782-49-2	
Silver	**<0.34**	mg/kg	1.1	0.34	1	03/11/20 08:07	03/11/20 18:58	7440-22-4	
7471 Mercury	Analytical Method: EPA 7471 Preparation Method: EPA 7471								
Mercury	**0.023J**	mg/kg	0.037	0.011	1	03/12/20 08:32	03/12/20 14:24	7439-97-6	
8270 MSSV PAH by SIM	Analytical Method: EPA 8270 by SIM Preparation Method: EPA 3546								
Acenaphthene	**<2.6**	ug/kg	19.7	2.6	1	03/11/20 09:14	03/13/20 17:04	83-32-9	
Acenaphthylene	**<2.5**	ug/kg	19.7	2.5	1	03/11/20 09:14	03/13/20 17:04	208-96-8	
Anthracene	**<2.4**	ug/kg	19.7	2.4	1	03/11/20 09:14	03/13/20 17:04	120-12-7	
Benzo(a)anthracene	**<2.5**	ug/kg	19.7	2.5	1	03/11/20 09:14	03/13/20 17:04	56-55-3	
Benzo(a)pyrene	**<2.2**	ug/kg	19.7	2.2	1	03/11/20 09:14	03/13/20 17:04	50-32-8	
Benzo(b)fluoranthene	**<2.7**	ug/kg	19.7	2.7	1	03/11/20 09:14	03/13/20 17:04	205-99-2	
Benzo(g,h,i)perylene	**<3.5**	ug/kg	19.7	3.5	1	03/11/20 09:14	03/13/20 17:04	191-24-2	
Benzo(k)fluoranthene	**<2.5**	ug/kg	19.7	2.5	1	03/11/20 09:14	03/13/20 17:04	207-08-9	
Chrysene	**<3.7**	ug/kg	19.7	3.7	1	03/11/20 09:14	03/13/20 17:04	218-01-9	
Dibenz(a,h)anthracene	**<2.7**	ug/kg	19.7	2.7	1	03/11/20 09:14	03/13/20 17:04	53-70-3	
Fluoranthene	**<2.3**	ug/kg	19.7	2.3	1	03/11/20 09:14	03/13/20 17:04	206-44-0	
Fluorene	**<2.4**	ug/kg	19.7	2.4	1	03/11/20 09:14	03/13/20 17:04	86-73-7	
Indeno(1,2,3-cd)pyrene	**<4.1**	ug/kg	19.7	4.1	1	03/11/20 09:14	03/13/20 17:04	193-39-5	
1-Methylnaphthalene	**<2.9**	ug/kg	19.7	2.9	1	03/11/20 09:14	03/13/20 17:04	90-12-0	
2-Methylnaphthalene	**<2.9**	ug/kg	19.7	2.9	1	03/11/20 09:14	03/13/20 17:04	91-57-6	
Naphthalene	**<1.9**	ug/kg	19.7	1.9	1	03/11/20 09:14	03/13/20 17:04	91-20-3	
Phenanthrene	**<2.3**	ug/kg	19.7	2.3	1	03/11/20 09:14	03/13/20 17:04	85-01-8	
Pyrene	**<2.9**	ug/kg	19.7	2.9	1	03/11/20 09:14	03/13/20 17:04	129-00-0	
Surrogates									
2-Fluorobiphenyl (S)	73	%	42-92		1	03/11/20 09:14	03/13/20 17:04	321-60-8	
Terphenyl-d14 (S)	64	%	40-92		1	03/11/20 09:14	03/13/20 17:04	1718-51-0	
8260 MSV Med Level Normal List	Analytical Method: EPA 8260 Preparation Method: EPA 5035/5030B								
Benzene	**<25.0**	ug/kg	60.0	25.0	1	03/12/20 08:00	03/12/20 12:37	71-43-2	W
Bromobenzene	**<25.0**	ug/kg	62.0	25.0	1	03/12/20 08:00	03/12/20 12:37	108-86-1	W
Bromochloromethane	**<25.0**	ug/kg	70.0	25.0	1	03/12/20 08:00	03/12/20 12:37	74-97-5	W
Bromodichloromethane	**<25.0**	ug/kg	60.0	25.0	1	03/12/20 08:00	03/12/20 12:37	75-27-4	W
Bromoform	**<25.0**	ug/kg	72.0	25.0	1	03/12/20 08:00	03/12/20 12:37	75-25-2	W
Bromomethane	**<63.8**	ug/kg	250	63.8	1	03/12/20 08:00	03/12/20 12:37	74-83-9	W
n-Butylbenzene	**<30.0**	ug/kg	100	30.0	1	03/12/20 08:00	03/12/20 12:37	104-51-8	W
sec-Butylbenzene	**<25.0**	ug/kg	72.0	25.0	1	03/12/20 08:00	03/12/20 12:37	135-98-8	W
tert-Butylbenzene	**<25.0**	ug/kg	62.0	25.0	1	03/12/20 08:00	03/12/20 12:37	98-06-6	W
Carbon tetrachloride	**<25.0**	ug/kg	60.0	25.0	1	03/12/20 08:00	03/12/20 12:37	56-23-5	W

REPORT OF LABORATORY ANALYSIS

This report shall not be reproduced, except in full,
without the written consent of Pace Analytical Services, LLC.

Pace Analytical Services, LLC
1241 Bellevue Street - Suite 9
Green Bay, WI 54302
(920)469-2436

ANALYTICAL RESULTS

Project: 60617051 SHOE FACTORY SITE
Pace Project No.: 40204467

Sample: SP-104/ 13-14 **Lab ID: 40204467012** Collected: 03/05/20 12:40 Received: 03/10/20 09:15 Matrix: Solid

Results reported on a "dry weight" basis and are adjusted for percent moisture, sample size and any dilutions.

Parameters	Results	Units	LOQ	LOD	DF	Prepared	Analyzed	CAS No.	Qual
8260 MSV Med Level Normal List	Analytical Method: EPA 8260 Preparation Method: EPA 5035/5030B								
Chlorobenzene	**<25.0**	ug/kg	60.0	25.0	1	03/12/20 08:00	03/12/20 12:37	108-90-7	W
Chloroethane	**<46.4**	ug/kg	250	46.4	1	03/12/20 08:00	03/12/20 12:37	75-00-3	W
Chloroform	**<47.5**	ug/kg	250	47.5	1	03/12/20 08:00	03/12/20 12:37	67-66-3	W
Chloromethane	**<25.0**	ug/kg	80.0	25.0	1	03/12/20 08:00	03/12/20 12:37	74-87-3	W
2-Chlorotoluene	**<25.0**	ug/kg	64.0	25.0	1	03/12/20 08:00	03/12/20 12:37	95-49-8	W
4-Chlorotoluene	**<25.0**	ug/kg	64.0	25.0	1	03/12/20 08:00	03/12/20 12:37	106-43-4	W
1,2-Dibromo-3-chloropropane	**<237**	ug/kg	789	237	1	03/12/20 08:00	03/12/20 12:37	96-12-8	W
Dibromochloromethane	**<229**	ug/kg	763	229	1	03/12/20 08:00	03/12/20 12:37	124-48-1	W
1,2-Dibromoethane (EDB)	**<25.0**	ug/kg	60.0	25.0	1	03/12/20 08:00	03/12/20 12:37	106-93-4	W
Dibromomethane	**<25.0**	ug/kg	60.0	25.0	1	03/12/20 08:00	03/12/20 12:37	74-95-3	W
1,2-Dichlorobenzene	**<25.0**	ug/kg	60.0	25.0	1	03/12/20 08:00	03/12/20 12:37	95-50-1	W
1,3-Dichlorobenzene	**<25.0**	ug/kg	60.0	25.0	1	03/12/20 08:00	03/12/20 12:37	541-73-1	W
1,4-Dichlorobenzene	**<25.0**	ug/kg	60.0	25.0	1	03/12/20 08:00	03/12/20 12:37	106-46-7	W
Dichlorodifluoromethane	**<25.0**	ug/kg	72.0	25.0	1	03/12/20 08:00	03/12/20 12:37	75-71-8	W
1,1-Dichloroethane	**<25.0**	ug/kg	60.0	25.0	1	03/12/20 08:00	03/12/20 12:37	75-34-3	W
1,2-Dichloroethane	**<25.0**	ug/kg	60.0	25.0	1	03/12/20 08:00	03/12/20 12:37	107-06-2	W
1,1-Dichloroethene	**<25.0**	ug/kg	60.0	25.0	1	03/12/20 08:00	03/12/20 12:37	75-35-4	W
cis-1,2-Dichloroethene	**<25.0**	ug/kg	60.0	25.0	1	03/12/20 08:00	03/12/20 12:37	156-59-2	W
trans-1,2-Dichloroethene	**<25.0**	ug/kg	67.0	25.0	1	03/12/20 08:00	03/12/20 12:37	156-60-5	W
1,2-Dichloropropane	**<25.0**	ug/kg	60.0	25.0	1	03/12/20 08:00	03/12/20 12:37	78-87-5	W
1,3-Dichloropropane	**<25.0**	ug/kg	60.0	25.0	1	03/12/20 08:00	03/12/20 12:37	142-28-9	W
2,2-Dichloropropane	**<25.0**	ug/kg	60.0	25.0	1	03/12/20 08:00	03/12/20 12:37	594-20-7	W
1,1-Dichloropropene	**<25.0**	ug/kg	60.0	25.0	1	03/12/20 08:00	03/12/20 12:37	563-58-6	W
cis-1,3-Dichloropropene	**<42.3**	ug/kg	141	42.3	1	03/12/20 08:00	03/12/20 12:37	10061-01-5	W
trans-1,3-Dichloropropene	**<25.0**	ug/kg	74.0	25.0	1	03/12/20 08:00	03/12/20 12:37	10061-02-6	W
Diisopropyl ether	**<25.0**	ug/kg	60.0	25.0	1	03/12/20 08:00	03/12/20 12:37	108-20-3	W
Ethylbenzene	**<25.0**	ug/kg	60.0	25.0	1	03/12/20 08:00	03/12/20 12:37	100-41-4	W
Hexachloro-1,3-butadiene	**<68.7**	ug/kg	229	68.7	1	03/12/20 08:00	03/12/20 12:37	87-68-3	W
Isopropylbenzene (Cumene)	**<25.0**	ug/kg	60.0	25.0	1	03/12/20 08:00	03/12/20 12:37	98-82-8	W
p-Isopropyltoluene	**<25.0**	ug/kg	72.0	25.0	1	03/12/20 08:00	03/12/20 12:37	99-87-6	W
Methylene Chloride	**<26.3**	ug/kg	88.0	26.3	1	03/12/20 08:00	03/12/20 12:37	75-09-2	W
Methyl-tert-butyl ether	**<25.0**	ug/kg	60.0	25.0	1	03/12/20 08:00	03/12/20 12:37	1634-04-4	W
Naphthalene	**<27.3**	ug/kg	91.0	27.3	1	03/12/20 08:00	03/12/20 12:37	91-20-3	W
n-Propylbenzene	**<25.0**	ug/kg	60.0	25.0	1	03/12/20 08:00	03/12/20 12:37	103-65-1	W
Styrene	**<25.0**	ug/kg	60.0	25.0	1	03/12/20 08:00	03/12/20 12:37	100-42-5	W
1,1,1,2-Tetrachloroethane	**<25.0**	ug/kg	60.0	25.0	1	03/12/20 08:00	03/12/20 12:37	630-20-6	W
1,1,2,2-Tetrachloroethane	**<25.0**	ug/kg	60.0	25.0	1	03/12/20 08:00	03/12/20 12:37	79-34-5	W
Tetrachloroethene	**<38.7**	ug/kg	129	38.7	1	03/12/20 08:00	03/12/20 12:37	127-18-4	W
Toluene	**<25.0**	ug/kg	60.0	25.0	1	03/12/20 08:00	03/12/20 12:37	108-88-3	W
1,2,3-Trichlorobenzene	**<47.3**	ug/kg	158	47.3	1	03/12/20 08:00	03/12/20 12:37	87-61-6	W
1,2,4-Trichlorobenzene	**<41.7**	ug/kg	250	41.7	1	03/12/20 08:00	03/12/20 12:37	120-82-1	W
1,1,1-Trichloroethane	**<25.0**	ug/kg	60.0	25.0	1	03/12/20 08:00	03/12/20 12:37	71-55-6	W
1,1,2-Trichloroethane	**<25.0**	ug/kg	60.0	25.0	1	03/12/20 08:00	03/12/20 12:37	79-00-5	W
Trichloroethene	**<25.0**	ug/kg	60.0	25.0	1	03/12/20 08:00	03/12/20 12:37	79-01-6	W
Trichlorofluoromethane	**<25.0**	ug/kg	65.0	25.0	1	03/12/20 08:00	03/12/20 12:37	75-69-4	W

REPORT OF LABORATORY ANALYSIS

This report shall not be reproduced, except in full,
without the written consent of Pace Analytical Services, LLC.

Pace Analytical Services, LLC
1241 Bellevue Street - Suite 9
Green Bay, WI 54302
(920)469-2436

ANALYTICAL RESULTS

Project: 60617051 SHOE FACTORY SITE
Pace Project No.: 40204467

Sample: SP-104/ 13-14 **Lab ID: 40204467012** Collected: 03/05/20 12:40 Received: 03/10/20 09:15 Matrix: Solid

Results reported on a "dry weight" basis and are adjusted for percent moisture, sample size and any dilutions.

Parameters	Results	Units	LOQ	LOD	DF	Prepared	Analyzed	CAS No.	Qual
8260 MSV Med Level Normal List	Analytical Method: EPA 8260 Preparation Method: EPA 5035/5030B								
1,2,3-Trichloropropane	**<37.4**	ug/kg	125	37.4	1	03/12/20 08:00	03/12/20 12:37	96-18-4	W
1,2,4-Trimethylbenzene	**<25.0**	ug/kg	60.0	25.0	1	03/12/20 08:00	03/12/20 12:37	95-63-6	W
1,3,5-Trimethylbenzene	**<25.0**	ug/kg	60.0	25.0	1	03/12/20 08:00	03/12/20 12:37	108-67-8	W
Vinyl chloride	**<25.0**	ug/kg	60.0	25.0	1	03/12/20 08:00	03/12/20 12:37	75-01-4	W
Xylene (Total)	**<75.0**	ug/kg	180	75.0	1	03/12/20 08:00	03/12/20 12:37	1330-20-7	W
m&p-Xylene	**<50.0**	ug/kg	120	50.0	1	03/12/20 08:00	03/12/20 12:37	179601-23-1	W
o-Xylene	**<25.0**	ug/kg	60.0	25.0	1	03/12/20 08:00	03/12/20 12:37	95-47-6	W
Surrogates									
Dibromofluoromethane (S)	95	%	57-146		1	03/12/20 08:00	03/12/20 12:37	1868-53-7	
Toluene-d8 (S)	98	%	64-134		1	03/12/20 08:00	03/12/20 12:37	2037-26-5	
4-Bromofluorobenzene (S)	90	%	54-126		1	03/12/20 08:00	03/12/20 12:37	460-00-4	
Percent Moisture	Analytical Method: ASTM D2974-87								
Percent Moisture	**15.2**	%	0.10	0.10	1		03/13/20 11:35		

REPORT OF LABORATORY ANALYSIS

This report shall not be reproduced, except in full,
without the written consent of Pace Analytical Services, LLC.

Pace Analytical Services, LLC
1241 Bellevue Street - Suite 9
Green Bay, WI 54302
(920)469-2436

ANALYTICAL RESULTS

Project: 60617051 SHOE FACTORY SITE
Pace Project No.: 40204467

Sample: SP-107/ 2-3 **Lab ID: 40204467013** Collected: 03/05/20 12:45 Received: 03/10/20 09:15 Matrix: Solid

Results reported on a "dry weight" basis and are adjusted for percent moisture, sample size and any dilutions.

Parameters	Results	Units	LOQ	LOD	DF	Prepared	Analyzed	CAS No.	Qual
6010 MET ICP	Analytical Method: EPA 6010 Preparation Method: EPA 3050								
Arsenic	**8.8**	mg/kg	6.2	1.9	1	03/11/20 08:07	03/11/20 19:00	7440-38-2	
Barium	**758**	mg/kg	0.63	0.19	1	03/11/20 08:07	03/11/20 19:00	7440-39-3	
Cadmium	**1.8**	mg/kg	0.63	0.17	1	03/11/20 08:07	03/11/20 19:00	7440-43-9	
Chromium	**507**	mg/kg	1.3	0.35	1	03/11/20 08:07	03/11/20 19:00	7440-47-3	
Lead	**229**	mg/kg	2.5	0.76	1	03/11/20 08:07	03/11/20 19:00	7439-92-1	
Selenium	**<1.7**	mg/kg	5.5	1.7	1	03/11/20 08:07	03/11/20 19:00	7782-49-2	
Silver	**<0.39**	mg/kg	1.3	0.39	1	03/11/20 08:07	03/11/20 19:00	7440-22-4	
7471 Mercury	Analytical Method: EPA 7471 Preparation Method: EPA 7471								
Mercury	**0.17**	mg/kg	0.045	0.014	1	03/12/20 08:32	03/12/20 14:26	7439-97-6	
8270 MSSV PAH by SIM	Analytical Method: EPA 8270 by SIM Preparation Method: EPA 3546								
Acenaphthene	**<2.9**	ug/kg	22.0	2.9	1	03/11/20 09:14	03/13/20 17:21	83-32-9	
Acenaphthylene	**<2.8**	ug/kg	22.0	2.8	1	03/11/20 09:14	03/13/20 17:21	208-96-8	
Anthracene	**5.5J**	ug/kg	22.0	2.7	1	03/11/20 09:14	03/13/20 17:21	120-12-7	
Benzo(a)anthracene	**12.6J**	ug/kg	22.0	2.8	1	03/11/20 09:14	03/13/20 17:21	56-55-3	
Benzo(a)pyrene	**14.2J**	ug/kg	22.0	2.5	1	03/11/20 09:14	03/13/20 17:21	50-32-8	
Benzo(b)fluoranthene	**17.4J**	ug/kg	22.0	3.1	1	03/11/20 09:14	03/13/20 17:21	205-99-2	
Benzo(g,h,i)perylene	**10.7J**	ug/kg	22.0	3.9	1	03/11/20 09:14	03/13/20 17:21	191-24-2	
Benzo(k)fluoranthene	**11.9J**	ug/kg	22.0	2.8	1	03/11/20 09:14	03/13/20 17:21	207-08-9	
Chrysene	**20.8J**	ug/kg	22.0	4.1	1	03/11/20 09:14	03/13/20 17:21	218-01-9	
Dibenz(a,h)anthracene	**<3.0**	ug/kg	22.0	3.0	1	03/11/20 09:14	03/13/20 17:21	53-70-3	
Fluoranthene	**34.0**	ug/kg	22.0	2.6	1	03/11/20 09:14	03/13/20 17:21	206-44-0	
Fluorene	**<2.6**	ug/kg	22.0	2.6	1	03/11/20 09:14	03/13/20 17:21	86-73-7	
Indeno(1,2,3-cd)pyrene	**8.0J**	ug/kg	22.0	4.6	1	03/11/20 09:14	03/13/20 17:21	193-39-5	
1-Methylnaphthalene	**<3.2**	ug/kg	22.0	3.2	1	03/11/20 09:14	03/13/20 17:21	90-12-0	
2-Methylnaphthalene	**<3.2**	ug/kg	22.0	3.2	1	03/11/20 09:14	03/13/20 17:21	91-57-6	
Naphthalene	**<2.1**	ug/kg	22.0	2.1	1	03/11/20 09:14	03/13/20 17:21	91-20-3	
Phenanthrene	**13.3J**	ug/kg	22.0	2.5	1	03/11/20 09:14	03/13/20 17:21	85-01-8	
Pyrene	**24.2**	ug/kg	22.0	3.2	1	03/11/20 09:14	03/13/20 17:21	129-00-0	
Surrogates									
2-Fluorobiphenyl (S)	75	%	42-92		1	03/11/20 09:14	03/13/20 17:21	321-60-8	
Terphenyl-d14 (S)	67	%	40-92		1	03/11/20 09:14	03/13/20 17:21	1718-51-0	
8260 MSV Med Level Normal List	Analytical Method: EPA 8260 Preparation Method: EPA 5035/5030B								
Benzene	**<25.0**	ug/kg	60.0	25.0	1	03/12/20 08:00	03/12/20 18:16	71-43-2	W
Bromobenzene	**<25.0**	ug/kg	62.0	25.0	1	03/12/20 08:00	03/12/20 18:16	108-86-1	W
Bromochloromethane	**<25.0**	ug/kg	70.0	25.0	1	03/12/20 08:00	03/12/20 18:16	74-97-5	W
Bromodichloromethane	**<25.0**	ug/kg	60.0	25.0	1	03/12/20 08:00	03/12/20 18:16	75-27-4	W
Bromoform	**<25.0**	ug/kg	72.0	25.0	1	03/12/20 08:00	03/12/20 18:16	75-25-2	W
Bromomethane	**<63.8**	ug/kg	250	63.8	1	03/12/20 08:00	03/12/20 18:16	74-83-9	W
n-Butylbenzene	**<30.0**	ug/kg	100	30.0	1	03/12/20 08:00	03/12/20 18:16	104-51-8	W
sec-Butylbenzene	**<25.0**	ug/kg	72.0	25.0	1	03/12/20 08:00	03/12/20 18:16	135-98-8	W
tert-Butylbenzene	**<25.0**	ug/kg	62.0	25.0	1	03/12/20 08:00	03/12/20 18:16	98-06-6	W
Carbon tetrachloride	**<25.0**	ug/kg	60.0	25.0	1	03/12/20 08:00	03/12/20 18:16	56-23-5	W

REPORT OF LABORATORY ANALYSIS

This report shall not be reproduced, except in full,
without the written consent of Pace Analytical Services, LLC.

Pace Analytical Services, LLC
1241 Bellevue Street - Suite 9
Green Bay, WI 54302
(920)469-2436

ANALYTICAL RESULTS

Project: 60617051 SHOE FACTORY SITE
Pace Project No.: 40204467

Sample: SP-107/ 2-3 **Lab ID: 40204467013** Collected: 03/05/20 12:45 Received: 03/10/20 09:15 Matrix: Solid

Results reported on a "dry weight" basis and are adjusted for percent moisture, sample size and any dilutions.

Parameters	Results	Units	LOQ	LOD	DF	Prepared	Analyzed	CAS No.	Qual
8260 MSV Med Level Normal List	Analytical Method: EPA 8260 Preparation Method: EPA 5035/5030B								
Chlorobenzene	**<25.0**	ug/kg	60.0	25.0	1	03/12/20 08:00	03/12/20 18:16	108-90-7	W
Chloroethane	**<46.4**	ug/kg	250	46.4	1	03/12/20 08:00	03/12/20 18:16	75-00-3	W
Chloroform	**<47.5**	ug/kg	250	47.5	1	03/12/20 08:00	03/12/20 18:16	67-66-3	W
Chloromethane	**<25.0**	ug/kg	80.0	25.0	1	03/12/20 08:00	03/12/20 18:16	74-87-3	W
2-Chlorotoluene	**<25.0**	ug/kg	64.0	25.0	1	03/12/20 08:00	03/12/20 18:16	95-49-8	W
4-Chlorotoluene	**<25.0**	ug/kg	64.0	25.0	1	03/12/20 08:00	03/12/20 18:16	106-43-4	W
1,2-Dibromo-3-chloropropane	**<237**	ug/kg	789	237	1	03/12/20 08:00	03/12/20 18:16	96-12-8	W
Dibromochloromethane	**<229**	ug/kg	763	229	1	03/12/20 08:00	03/12/20 18:16	124-48-1	W
1,2-Dibromoethane (EDB)	**<25.0**	ug/kg	60.0	25.0	1	03/12/20 08:00	03/12/20 18:16	106-93-4	W
Dibromomethane	**<25.0**	ug/kg	60.0	25.0	1	03/12/20 08:00	03/12/20 18:16	74-95-3	W
1,2-Dichlorobenzene	**<25.0**	ug/kg	60.0	25.0	1	03/12/20 08:00	03/12/20 18:16	95-50-1	W
1,3-Dichlorobenzene	**<25.0**	ug/kg	60.0	25.0	1	03/12/20 08:00	03/12/20 18:16	541-73-1	W
1,4-Dichlorobenzene	**<25.0**	ug/kg	60.0	25.0	1	03/12/20 08:00	03/12/20 18:16	106-46-7	W
Dichlorodifluoromethane	**<25.0**	ug/kg	72.0	25.0	1	03/12/20 08:00	03/12/20 18:16	75-71-8	W
1,1-Dichloroethane	**<25.0**	ug/kg	60.0	25.0	1	03/12/20 08:00	03/12/20 18:16	75-34-3	W
1,2-Dichloroethane	**<25.0**	ug/kg	60.0	25.0	1	03/12/20 08:00	03/12/20 18:16	107-06-2	W
1,1-Dichloroethene	**<25.0**	ug/kg	60.0	25.0	1	03/12/20 08:00	03/12/20 18:16	75-35-4	W
cis-1,2-Dichloroethene	**<25.0**	ug/kg	60.0	25.0	1	03/12/20 08:00	03/12/20 18:16	156-59-2	W
trans-1,2-Dichloroethene	**<25.0**	ug/kg	67.0	25.0	1	03/12/20 08:00	03/12/20 18:16	156-60-5	W
1,2-Dichloropropane	**<25.0**	ug/kg	60.0	25.0	1	03/12/20 08:00	03/12/20 18:16	78-87-5	W
1,3-Dichloropropane	**<25.0**	ug/kg	60.0	25.0	1	03/12/20 08:00	03/12/20 18:16	142-28-9	W
2,2-Dichloropropane	**<25.0**	ug/kg	60.0	25.0	1	03/12/20 08:00	03/12/20 18:16	594-20-7	W
1,1-Dichloropropene	**<25.0**	ug/kg	60.0	25.0	1	03/12/20 08:00	03/12/20 18:16	563-58-6	W
cis-1,3-Dichloropropene	**<42.3**	ug/kg	141	42.3	1	03/12/20 08:00	03/12/20 18:16	10061-01-5	W
trans-1,3-Dichloropropene	**<25.0**	ug/kg	74.0	25.0	1	03/12/20 08:00	03/12/20 18:16	10061-02-6	W
Diisopropyl ether	**<25.0**	ug/kg	60.0	25.0	1	03/12/20 08:00	03/12/20 18:16	108-20-3	W
Ethylbenzene	**<25.0**	ug/kg	60.0	25.0	1	03/12/20 08:00	03/12/20 18:16	100-41-4	W
Hexachloro-1,3-butadiene	**<68.7**	ug/kg	229	68.7	1	03/12/20 08:00	03/12/20 18:16	87-68-3	W
Isopropylbenzene (Cumene)	**<25.0**	ug/kg	60.0	25.0	1	03/12/20 08:00	03/12/20 18:16	98-82-8	W
p-Isopropyltoluene	**<25.0**	ug/kg	72.0	25.0	1	03/12/20 08:00	03/12/20 18:16	99-87-6	W
Methylene Chloride	**<26.3**	ug/kg	88.0	26.3	1	03/12/20 08:00	03/12/20 18:16	75-09-2	W
Methyl-tert-butyl ether	**<25.0**	ug/kg	60.0	25.0	1	03/12/20 08:00	03/12/20 18:16	1634-04-4	W
Naphthalene	**<27.3**	ug/kg	91.0	27.3	1	03/12/20 08:00	03/12/20 18:16	91-20-3	W
n-Propylbenzene	**<25.0**	ug/kg	60.0	25.0	1	03/12/20 08:00	03/12/20 18:16	103-65-1	W
Styrene	**<25.0**	ug/kg	60.0	25.0	1	03/12/20 08:00	03/12/20 18:16	100-42-5	W
1,1,1,2-Tetrachloroethane	**<25.0**	ug/kg	60.0	25.0	1	03/12/20 08:00	03/12/20 18:16	630-20-6	W
1,1,2,2-Tetrachloroethane	**<25.0**	ug/kg	60.0	25.0	1	03/12/20 08:00	03/12/20 18:16	79-34-5	W
Tetrachloroethene	**<38.7**	ug/kg	129	38.7	1	03/12/20 08:00	03/12/20 18:16	127-18-4	W
Toluene	**<25.0**	ug/kg	60.0	25.0	1	03/12/20 08:00	03/12/20 18:16	108-88-3	W
1,2,3-Trichlorobenzene	**<47.3**	ug/kg	158	47.3	1	03/12/20 08:00	03/12/20 18:16	87-61-6	W
1,2,4-Trichlorobenzene	**<41.7**	ug/kg	250	41.7	1	03/12/20 08:00	03/12/20 18:16	120-82-1	W
1,1,1-Trichloroethane	**<25.0**	ug/kg	60.0	25.0	1	03/12/20 08:00	03/12/20 18:16	71-55-6	W
1,1,2-Trichloroethane	**<25.0**	ug/kg	60.0	25.0	1	03/12/20 08:00	03/12/20 18:16	79-00-5	W
Trichloroethene	**<25.0**	ug/kg	60.0	25.0	1	03/12/20 08:00	03/12/20 18:16	79-01-6	W
Trichlorofluoromethane	**<25.0**	ug/kg	65.0	25.0	1	03/12/20 08:00	03/12/20 18:16	75-69-4	W

REPORT OF LABORATORY ANALYSIS

This report shall not be reproduced, except in full,
without the written consent of Pace Analytical Services, LLC.

Pace Analytical Services, LLC
1241 Bellevue Street - Suite 9
Green Bay, WI 54302
(920)469-2436

ANALYTICAL RESULTS

Project: 60617051 SHOE FACTORY SITE
Pace Project No.: 40204467

Sample: SP-107/ 2-3 **Lab ID: 40204467013** Collected: 03/05/20 12:45 Received: 03/10/20 09:15 Matrix: Solid

Results reported on a "dry weight" basis and are adjusted for percent moisture, sample size and any dilutions.

Parameters	Results	Units	LOQ	LOD	DF	Prepared	Analyzed	CAS No.	Qual
8260 MSV Med Level Normal List	Analytical Method: EPA 8260 Preparation Method: EPA 5035/5030B								
1,2,3-Trichloropropane	**<37.4**	ug/kg	125	37.4	1	03/12/20 08:00	03/12/20 18:16	96-18-4	W
1,2,4-Trimethylbenzene	**<25.0**	ug/kg	60.0	25.0	1	03/12/20 08:00	03/12/20 18:16	95-63-6	W
1,3,5-Trimethylbenzene	**<25.0**	ug/kg	60.0	25.0	1	03/12/20 08:00	03/12/20 18:16	108-67-8	W
Vinyl chloride	**<25.0**	ug/kg	60.0	25.0	1	03/12/20 08:00	03/12/20 18:16	75-01-4	W
Xylene (Total)	**<75.0**	ug/kg	180	75.0	1	03/12/20 08:00	03/12/20 18:16	1330-20-7	W
m&p-Xylene	**<50.0**	ug/kg	120	50.0	1	03/12/20 08:00	03/12/20 18:16	179601-23-1	W
o-Xylene	**<25.0**	ug/kg	60.0	25.0	1	03/12/20 08:00	03/12/20 18:16	95-47-6	W
Surrogates									
Dibromofluoromethane (S)	104	%	57-146		1	03/12/20 08:00	03/12/20 18:16	1868-53-7	
Toluene-d8 (S)	106	%	64-134		1	03/12/20 08:00	03/12/20 18:16	2037-26-5	
4-Bromofluorobenzene (S)	102	%	54-126		1	03/12/20 08:00	03/12/20 18:16	460-00-4	
Percent Moisture	Analytical Method: ASTM D2974-87								
Percent Moisture	**24.2**	%	0.10	0.10	1		03/13/20 11:35		

REPORT OF LABORATORY ANALYSIS

This report shall not be reproduced, except in full,
without the written consent of Pace Analytical Services, LLC.

Pace Analytical Services, LLC
1241 Bellevue Street - Suite 9
Green Bay, WI 54302
(920)469-2436

ANALYTICAL RESULTS

Project: 60617051 SHOE FACTORY SITE
Pace Project No.: 40204467

Sample: SP-107/ 4-5 **Lab ID: 40204467014** Collected: 03/05/20 12:50 Received: 03/10/20 09:15 Matrix: Solid

Results reported on a "dry weight" basis and are adjusted for percent moisture, sample size and any dilutions.

Parameters	Results	Units	LOQ	LOD	DF	Prepared	Analyzed	CAS No.	Qual
6010 MET ICP	Analytical Method: EPA 6010 Preparation Method: EPA 3050								
Arsenic	**20.9**	mg/kg	13.1	3.9	2	03/11/20 08:07	03/12/20 14:10	7440-38-2	
Barium	**295**	mg/kg	0.67	0.20	1	03/11/20 08:07	03/11/20 19:02	7440-39-3	
Cadmium	**<0.36**	mg/kg	1.3	0.36	2	03/11/20 08:07	03/12/20 14:10	7440-43-9	D3
Chromium	**37.6**	mg/kg	2.7	0.74	2	03/11/20 08:07	03/12/20 14:10	7440-47-3	
Lead	**10.8**	mg/kg	5.4	1.6	2	03/11/20 08:07	03/12/20 14:10	7439-92-1	
Selenium	**3.3J**	mg/kg	5.8	1.8	1	03/11/20 08:07	03/11/20 19:02	7782-49-2	
Silver	**0.90J**	mg/kg	1.3	0.41	1	03/11/20 08:07	03/11/20 19:02	7440-22-4	
7471 Mercury	Analytical Method: EPA 7471 Preparation Method: EPA 7471								
Mercury	**0.067**	mg/kg	0.048	0.014	1	03/12/20 08:32	03/12/20 14:28	7439-97-6	
8270 MSSV PAH by SIM	Analytical Method: EPA 8270 by SIM Preparation Method: EPA 3546								
Acenaphthene	**<3.1**	ug/kg	23.6	3.1	1	03/11/20 09:14	03/13/20 17:38	83-32-9	
Acenaphthylene	**<3.0**	ug/kg	23.6	3.0	1	03/11/20 09:14	03/13/20 17:38	208-96-8	
Anthracene	**<2.9**	ug/kg	23.6	2.9	1	03/11/20 09:14	03/13/20 17:38	120-12-7	
Benzo(a)anthracene	**<3.0**	ug/kg	23.6	3.0	1	03/11/20 09:14	03/13/20 17:38	56-55-3	
Benzo(a)pyrene	**<2.7**	ug/kg	23.6	2.7	1	03/11/20 09:14	03/13/20 17:38	50-32-8	
Benzo(b)fluoranthene	**<3.3**	ug/kg	23.6	3.3	1	03/11/20 09:14	03/13/20 17:38	205-99-2	
Benzo(g,h,i)perylene	**<4.1**	ug/kg	23.6	4.1	1	03/11/20 09:14	03/13/20 17:38	191-24-2	
Benzo(k)fluoranthene	**<3.0**	ug/kg	23.6	3.0	1	03/11/20 09:14	03/13/20 17:38	207-08-9	
Chrysene	**<4.4**	ug/kg	23.6	4.4	1	03/11/20 09:14	03/13/20 17:38	218-01-9	
Dibenz(a,h)anthracene	**<3.3**	ug/kg	23.6	3.3	1	03/11/20 09:14	03/13/20 17:38	53-70-3	
Fluoranthene	**<2.8**	ug/kg	23.6	2.8	1	03/11/20 09:14	03/13/20 17:38	206-44-0	
Fluorene	**<2.8**	ug/kg	23.6	2.8	1	03/11/20 09:14	03/13/20 17:38	86-73-7	
Indeno(1,2,3-cd)pyrene	**<4.9**	ug/kg	23.6	4.9	1	03/11/20 09:14	03/13/20 17:38	193-39-5	
1-Methylnaphthalene	**<3.4**	ug/kg	23.6	3.4	1	03/11/20 09:14	03/13/20 17:38	90-12-0	
2-Methylnaphthalene	**<3.4**	ug/kg	23.6	3.4	1	03/11/20 09:14	03/13/20 17:38	91-57-6	
Naphthalene	**<2.3**	ug/kg	23.6	2.3	1	03/11/20 09:14	03/13/20 17:38	91-20-3	
Phenanthrene	**<2.7**	ug/kg	23.6	2.7	1	03/11/20 09:14	03/13/20 17:38	85-01-8	
Pyrene	**<3.5**	ug/kg	23.6	3.5	1	03/11/20 09:14	03/13/20 17:38	129-00-0	
Surrogates									
2-Fluorobiphenyl (S)	54	%	42-92		1	03/11/20 09:14	03/13/20 17:38	321-60-8	
Terphenyl-d14 (S)	52	%	40-92		1	03/11/20 09:14	03/13/20 17:38	1718-51-0	
8260 MSV Med Level Normal List	Analytical Method: EPA 8260 Preparation Method: EPA 5035/5030B								
Benzene	**<25.0**	ug/kg	60.0	25.0	1	03/12/20 08:00	03/12/20 18:38	71-43-2	W
Bromobenzene	**<25.0**	ug/kg	62.0	25.0	1	03/12/20 08:00	03/12/20 18:38	108-86-1	W
Bromochloromethane	**<25.0**	ug/kg	70.0	25.0	1	03/12/20 08:00	03/12/20 18:38	74-97-5	W
Bromodichloromethane	**<25.0**	ug/kg	60.0	25.0	1	03/12/20 08:00	03/12/20 18:38	75-27-4	W
Bromoform	**<25.0**	ug/kg	72.0	25.0	1	03/12/20 08:00	03/12/20 18:38	75-25-2	W
Bromomethane	**<63.8**	ug/kg	250	63.8	1	03/12/20 08:00	03/12/20 18:38	74-83-9	W
n-Butylbenzene	**<30.0**	ug/kg	100	30.0	1	03/12/20 08:00	03/12/20 18:38	104-51-8	W
sec-Butylbenzene	**<25.0**	ug/kg	72.0	25.0	1	03/12/20 08:00	03/12/20 18:38	135-98-8	W
tert-Butylbenzene	**<25.0**	ug/kg	62.0	25.0	1	03/12/20 08:00	03/12/20 18:38	98-06-6	W
Carbon tetrachloride	**<25.0**	ug/kg	60.0	25.0	1	03/12/20 08:00	03/12/20 18:38	56-23-5	W

REPORT OF LABORATORY ANALYSIS

This report shall not be reproduced, except in full,
without the written consent of Pace Analytical Services, LLC.

Pace Analytical Services, LLC
1241 Bellevue Street - Suite 9
Green Bay, WI 54302
(920)469-2436

ANALYTICAL RESULTS

Project: 60617051 SHOE FACTORY SITE
Pace Project No.: 40204467

Sample: SP-107/ 4-5 **Lab ID: 40204467014** Collected: 03/05/20 12:50 Received: 03/10/20 09:15 Matrix: Solid

Results reported on a "dry weight" basis and are adjusted for percent moisture, sample size and any dilutions.

Parameters	Results	Units	LOQ	LOD	DF	Prepared	Analyzed	CAS No.	Qual
8260 MSV Med Level Normal List	Analytical Method: EPA 8260 Preparation Method: EPA 5035/5030B								
Chlorobenzene	**<25.0**	ug/kg	60.0	25.0	1	03/12/20 08:00	03/12/20 18:38	108-90-7	W
Chloroethane	**<46.4**	ug/kg	250	46.4	1	03/12/20 08:00	03/12/20 18:38	75-00-3	W
Chloroform	**<47.5**	ug/kg	250	47.5	1	03/12/20 08:00	03/12/20 18:38	67-66-3	W
Chloromethane	**<25.0**	ug/kg	80.0	25.0	1	03/12/20 08:00	03/12/20 18:38	74-87-3	W
2-Chlorotoluene	**<25.0**	ug/kg	64.0	25.0	1	03/12/20 08:00	03/12/20 18:38	95-49-8	W
4-Chlorotoluene	**<25.0**	ug/kg	64.0	25.0	1	03/12/20 08:00	03/12/20 18:38	106-43-4	W
1,2-Dibromo-3-chloropropane	**<237**	ug/kg	789	237	1	03/12/20 08:00	03/12/20 18:38	96-12-8	W
Dibromochloromethane	**<229**	ug/kg	763	229	1	03/12/20 08:00	03/12/20 18:38	124-48-1	W
1,2-Dibromoethane (EDB)	**<25.0**	ug/kg	60.0	25.0	1	03/12/20 08:00	03/12/20 18:38	106-93-4	W
Dibromomethane	**<25.0**	ug/kg	60.0	25.0	1	03/12/20 08:00	03/12/20 18:38	74-95-3	W
1,2-Dichlorobenzene	**<25.0**	ug/kg	60.0	25.0	1	03/12/20 08:00	03/12/20 18:38	95-50-1	W
1,3-Dichlorobenzene	**<25.0**	ug/kg	60.0	25.0	1	03/12/20 08:00	03/12/20 18:38	541-73-1	W
1,4-Dichlorobenzene	**<25.0**	ug/kg	60.0	25.0	1	03/12/20 08:00	03/12/20 18:38	106-46-7	W
Dichlorodifluoromethane	**<25.0**	ug/kg	72.0	25.0	1	03/12/20 08:00	03/12/20 18:38	75-71-8	W
1,1-Dichloroethane	**<25.0**	ug/kg	60.0	25.0	1	03/12/20 08:00	03/12/20 18:38	75-34-3	W
1,2-Dichloroethane	**<25.0**	ug/kg	60.0	25.0	1	03/12/20 08:00	03/12/20 18:38	107-06-2	W
1,1-Dichloroethene	**<25.0**	ug/kg	60.0	25.0	1	03/12/20 08:00	03/12/20 18:38	75-35-4	W
cis-1,2-Dichloroethene	**<25.0**	ug/kg	60.0	25.0	1	03/12/20 08:00	03/12/20 18:38	156-59-2	W
trans-1,2-Dichloroethene	**<25.0**	ug/kg	67.0	25.0	1	03/12/20 08:00	03/12/20 18:38	156-60-5	W
1,2-Dichloropropane	**<25.0**	ug/kg	60.0	25.0	1	03/12/20 08:00	03/12/20 18:38	78-87-5	W
1,3-Dichloropropane	**<25.0**	ug/kg	60.0	25.0	1	03/12/20 08:00	03/12/20 18:38	142-28-9	W
2,2-Dichloropropane	**<25.0**	ug/kg	60.0	25.0	1	03/12/20 08:00	03/12/20 18:38	594-20-7	W
1,1-Dichloropropene	**<25.0**	ug/kg	60.0	25.0	1	03/12/20 08:00	03/12/20 18:38	563-58-6	W
cis-1,3-Dichloropropene	**<42.3**	ug/kg	141	42.3	1	03/12/20 08:00	03/12/20 18:38	10061-01-5	W
trans-1,3-Dichloropropene	**<25.0**	ug/kg	74.0	25.0	1	03/12/20 08:00	03/12/20 18:38	10061-02-6	W
Diisopropyl ether	**<25.0**	ug/kg	60.0	25.0	1	03/12/20 08:00	03/12/20 18:38	108-20-3	W
Ethylbenzene	**<25.0**	ug/kg	60.0	25.0	1	03/12/20 08:00	03/12/20 18:38	100-41-4	W
Hexachloro-1,3-butadiene	**<68.7**	ug/kg	229	68.7	1	03/12/20 08:00	03/12/20 18:38	87-68-3	W
Isopropylbenzene (Cumene)	**<25.0**	ug/kg	60.0	25.0	1	03/12/20 08:00	03/12/20 18:38	98-82-8	W
p-Isopropyltoluene	**<25.0**	ug/kg	72.0	25.0	1	03/12/20 08:00	03/12/20 18:38	99-87-6	W
Methylene Chloride	**<26.3**	ug/kg	88.0	26.3	1	03/12/20 08:00	03/12/20 18:38	75-09-2	W
Methyl-tert-butyl ether	**<25.0**	ug/kg	60.0	25.0	1	03/12/20 08:00	03/12/20 18:38	1634-04-4	W
Naphthalene	**<27.3**	ug/kg	91.0	27.3	1	03/12/20 08:00	03/12/20 18:38	91-20-3	W
n-Propylbenzene	**<25.0**	ug/kg	60.0	25.0	1	03/12/20 08:00	03/12/20 18:38	103-65-1	W
Styrene	**<25.0**	ug/kg	60.0	25.0	1	03/12/20 08:00	03/12/20 18:38	100-42-5	W
1,1,1,2-Tetrachloroethane	**<25.0**	ug/kg	60.0	25.0	1	03/12/20 08:00	03/12/20 18:38	630-20-6	W
1,1,2,2-Tetrachloroethane	**<25.0**	ug/kg	60.0	25.0	1	03/12/20 08:00	03/12/20 18:38	79-34-5	W
Tetrachloroethene	**<38.7**	ug/kg	129	38.7	1	03/12/20 08:00	03/12/20 18:38	127-18-4	W
Toluene	**<25.0**	ug/kg	60.0	25.0	1	03/12/20 08:00	03/12/20 18:38	108-88-3	W
1,2,3-Trichlorobenzene	**<47.3**	ug/kg	158	47.3	1	03/12/20 08:00	03/12/20 18:38	87-61-6	W
1,2,4-Trichlorobenzene	**<41.7**	ug/kg	250	41.7	1	03/12/20 08:00	03/12/20 18:38	120-82-1	W
1,1,1-Trichloroethane	**<25.0**	ug/kg	60.0	25.0	1	03/12/20 08:00	03/12/20 18:38	71-55-6	W
1,1,2-Trichloroethane	**<25.0**	ug/kg	60.0	25.0	1	03/12/20 08:00	03/12/20 18:38	79-00-5	W
Trichloroethene	**<25.0**	ug/kg	60.0	25.0	1	03/12/20 08:00	03/12/20 18:38	79-01-6	W
Trichlorofluoromethane	**<25.0**	ug/kg	65.0	25.0	1	03/12/20 08:00	03/12/20 18:38	75-69-4	W

REPORT OF LABORATORY ANALYSIS

This report shall not be reproduced, except in full,
without the written consent of Pace Analytical Services, LLC.

Pace Analytical Services, LLC
1241 Bellevue Street - Suite 9
Green Bay, WI 54302
(920)469-2436

ANALYTICAL RESULTS

Project: 60617051 SHOE FACTORY SITE
Pace Project No.: 40204467

Sample: SP-107/ 4-5 **Lab ID: 40204467014** Collected: 03/05/20 12:50 Received: 03/10/20 09:15 Matrix: Solid

Results reported on a "dry weight" basis and are adjusted for percent moisture, sample size and any dilutions.

Parameters	Results	Units	LOQ	LOD	DF	Prepared	Analyzed	CAS No.	Qual
8260 MSV Med Level Normal List	Analytical Method: EPA 8260 Preparation Method: EPA 5035/5030B								
1,2,3-Trichloropropane	**<37.4**	ug/kg	125	37.4	1	03/12/20 08:00	03/12/20 18:38	96-18-4	W
1,2,4-Trimethylbenzene	**<25.0**	ug/kg	60.0	25.0	1	03/12/20 08:00	03/12/20 18:38	95-63-6	W
1,3,5-Trimethylbenzene	**<25.0**	ug/kg	60.0	25.0	1	03/12/20 08:00	03/12/20 18:38	108-67-8	W
Vinyl chloride	**<25.0**	ug/kg	60.0	25.0	1	03/12/20 08:00	03/12/20 18:38	75-01-4	W
Xylene (Total)	**<75.0**	ug/kg	180	75.0	1	03/12/20 08:00	03/12/20 18:38	1330-20-7	W
m&p-Xylene	**<50.0**	ug/kg	120	50.0	1	03/12/20 08:00	03/12/20 18:38	179601-23-1	W
o-Xylene	**<25.0**	ug/kg	60.0	25.0	1	03/12/20 08:00	03/12/20 18:38	95-47-6	W
Surrogates									
Dibromofluoromethane (S)	108	%	57-146		1	03/12/20 08:00	03/12/20 18:38	1868-53-7	
Toluene-d8 (S)	109	%	64-134		1	03/12/20 08:00	03/12/20 18:38	2037-26-5	
4-Bromofluorobenzene (S)	98	%	54-126		1	03/12/20 08:00	03/12/20 18:38	460-00-4	
Percent Moisture	Analytical Method: ASTM D2974-87								
Percent Moisture	**29.2**	%	0.10	0.10	1		03/13/20 11:35		

REPORT OF LABORATORY ANALYSIS

This report shall not be reproduced, except in full,
without the written consent of Pace Analytical Services, LLC.

Pace Analytical Services, LLC
1241 Bellevue Street - Suite 9
Green Bay, WI 54302
(920)469-2436

ANALYTICAL RESULTS

Project: 60617051 SHOE FACTORY SITE
Pace Project No.: 40204467

Sample: SP-109/ 1-2 **Lab ID: 40204467015** Collected: 03/05/20 13:05 Received: 03/10/20 09:15 Matrix: Solid

Results reported on a "dry weight" basis and are adjusted for percent moisture, sample size and any dilutions.

Parameters	Results	Units	LOQ	LOD	DF	Prepared	Analyzed	CAS No.	Qual
6010 MET ICP	Analytical Method: EPA 6010 Preparation Method: EPA 3050								
Arsenic	**4.6J**	mg/kg	5.6	1.7	1	03/11/20 08:07	03/11/20 19:05	7440-38-2	
Barium	**73.6**	mg/kg	0.57	0.17	1	03/11/20 08:07	03/11/20 19:05	7440-39-3	
Cadmium	**0.18J**	mg/kg	0.57	0.15	1	03/11/20 08:07	03/11/20 19:05	7440-43-9	
Chromium	**16.7**	mg/kg	1.1	0.32	1	03/11/20 08:07	03/11/20 19:05	7440-47-3	
Lead	**12.9**	mg/kg	2.3	0.69	1	03/11/20 08:07	03/11/20 19:05	7439-92-1	
Selenium	**<1.5**	mg/kg	5.0	1.5	1	03/11/20 08:07	03/11/20 19:05	7782-49-2	
Silver	**<0.35**	mg/kg	1.1	0.35	1	03/11/20 08:07	03/11/20 19:05	7440-22-4	
7471 Mercury	Analytical Method: EPA 7471 Preparation Method: EPA 7471								
Mercury	**0.035J**	mg/kg	0.037	0.011	1	03/12/20 08:32	03/12/20 14:31	7439-97-6	
8270 MSSV PAH by SIM	Analytical Method: EPA 8270 by SIM Preparation Method: EPA 3546								
Acenaphthene	**<2.5**	ug/kg	19.5	2.5	1	03/11/20 09:14	03/16/20 12:17	83-32-9	
Acenaphthylene	**<2.5**	ug/kg	19.5	2.5	1	03/11/20 09:14	03/16/20 12:17	208-96-8	
Anthracene	**2.5J**	ug/kg	19.5	2.4	1	03/11/20 09:14	03/16/20 12:17	120-12-7	
Benzo(a)anthracene	**5.0J**	ug/kg	19.5	2.5	1	03/11/20 09:14	03/16/20 12:17	56-55-3	
Benzo(a)pyrene	**5.4J**	ug/kg	19.5	2.2	1	03/11/20 09:14	03/16/20 12:17	50-32-8	
Benzo(b)fluoranthene	**6.6J**	ug/kg	19.5	2.7	1	03/11/20 09:14	03/16/20 12:17	205-99-2	
Benzo(g,h,i)perylene	**4.7J**	ug/kg	19.5	3.4	1	03/11/20 09:14	03/16/20 12:17	191-24-2	
Benzo(k)fluoranthene	**4.2J**	ug/kg	19.5	2.5	1	03/11/20 09:14	03/16/20 12:17	207-08-9	
Chrysene	**7.4J**	ug/kg	19.5	3.7	1	03/11/20 09:14	03/16/20 12:17	218-01-9	
Dibenz(a,h)anthracene	**<2.7**	ug/kg	19.5	2.7	1	03/11/20 09:14	03/16/20 12:17	53-70-3	
Fluoranthene	**12.6J**	ug/kg	19.5	2.3	1	03/11/20 09:14	03/16/20 12:17	206-44-0	
Fluorene	**<2.3**	ug/kg	19.5	2.3	1	03/11/20 09:14	03/16/20 12:17	86-73-7	
Indeno(1,2,3-cd)pyrene	**<4.1**	ug/kg	19.5	4.1	1	03/11/20 09:14	03/16/20 12:17	193-39-5	
1-Methylnaphthalene	**<2.8**	ug/kg	19.5	2.8	1	03/11/20 09:14	03/16/20 12:17	90-12-0	
2-Methylnaphthalene	**<2.8**	ug/kg	19.5	2.8	1	03/11/20 09:14	03/16/20 12:17	91-57-6	
Naphthalene	**<1.9**	ug/kg	19.5	1.9	1	03/11/20 09:14	03/16/20 12:17	91-20-3	
Phenanthrene	**6.9J**	ug/kg	19.5	2.2	1	03/11/20 09:14	03/16/20 12:17	85-01-8	
Pyrene	**9.7J**	ug/kg	19.5	2.9	1	03/11/20 09:14	03/16/20 12:17	129-00-0	
Surrogates									
2-Fluorobiphenyl (S)	67	%	42-92		1	03/11/20 09:14	03/16/20 12:17	321-60-8	
Terphenyl-d14 (S)	59	%	40-92		1	03/11/20 09:14	03/16/20 12:17	1718-51-0	
8260 MSV Med Level Normal List	Analytical Method: EPA 8260 Preparation Method: EPA 5035/5030B								
Benzene	**<25.0**	ug/kg	60.0	25.0	1	03/12/20 08:15	03/12/20 12:30	71-43-2	W
Bromobenzene	**<25.0**	ug/kg	62.0	25.0	1	03/12/20 08:15	03/12/20 12:30	108-86-1	W
Bromochloromethane	**<25.0**	ug/kg	70.0	25.0	1	03/12/20 08:15	03/12/20 12:30	74-97-5	W
Bromodichloromethane	**<25.0**	ug/kg	60.0	25.0	1	03/12/20 08:15	03/12/20 12:30	75-27-4	W
Bromoform	**<25.0**	ug/kg	72.0	25.0	1	03/12/20 08:15	03/12/20 12:30	75-25-2	W
Bromomethane	**<63.8**	ug/kg	250	63.8	1	03/12/20 08:15	03/12/20 12:30	74-83-9	W
n-Butylbenzene	**<30.0**	ug/kg	100	30.0	1	03/12/20 08:15	03/12/20 12:30	104-51-8	W
sec-Butylbenzene	**<25.0**	ug/kg	72.0	25.0	1	03/12/20 08:15	03/12/20 12:30	135-98-8	W
tert-Butylbenzene	**<25.0**	ug/kg	62.0	25.0	1	03/12/20 08:15	03/12/20 12:30	98-06-6	W
Carbon tetrachloride	**<25.0**	ug/kg	60.0	25.0	1	03/12/20 08:15	03/12/20 12:30	56-23-5	W

REPORT OF LABORATORY ANALYSIS

This report shall not be reproduced, except in full,
without the written consent of Pace Analytical Services, LLC.

Pace Analytical Services, LLC
1241 Bellevue Street - Suite 9
Green Bay, WI 54302
(920)469-2436

ANALYTICAL RESULTS

Project: 60617051 SHOE FACTORY SITE
Pace Project No.: 40204467

Sample: SP-109/ 1-2 **Lab ID: 40204467015** Collected: 03/05/20 13:05 Received: 03/10/20 09:15 Matrix: Solid

Results reported on a "dry weight" basis and are adjusted for percent moisture, sample size and any dilutions.

Parameters	Results	Units	LOQ	LOD	DF	Prepared	Analyzed	CAS No.	Qual
8260 MSV Med Level Normal List	Analytical Method: EPA 8260 Preparation Method: EPA 5035/5030B								
Chlorobenzene	**<25.0**	ug/kg	60.0	25.0	1	03/12/20 08:15	03/12/20 12:30	108-90-7	W
Chloroethane	**<46.4**	ug/kg	250	46.4	1	03/12/20 08:15	03/12/20 12:30	75-00-3	W
Chloroform	**<47.5**	ug/kg	250	47.5	1	03/12/20 08:15	03/12/20 12:30	67-66-3	W
Chloromethane	**<25.0**	ug/kg	80.0	25.0	1	03/12/20 08:15	03/12/20 12:30	74-87-3	W
2-Chlorotoluene	**<25.0**	ug/kg	64.0	25.0	1	03/12/20 08:15	03/12/20 12:30	95-49-8	W
4-Chlorotoluene	**<25.0**	ug/kg	64.0	25.0	1	03/12/20 08:15	03/12/20 12:30	106-43-4	W
1,2-Dibromo-3-chloropropane	**<237**	ug/kg	789	237	1	03/12/20 08:15	03/12/20 12:30	96-12-8	W
Dibromochloromethane	**<229**	ug/kg	763	229	1	03/12/20 08:15	03/12/20 12:30	124-48-1	W
1,2-Dibromoethane (EDB)	**<25.0**	ug/kg	60.0	25.0	1	03/12/20 08:15	03/12/20 12:30	106-93-4	W
Dibromomethane	**<25.0**	ug/kg	60.0	25.0	1	03/12/20 08:15	03/12/20 12:30	74-95-3	W
1,2-Dichlorobenzene	**<25.0**	ug/kg	60.0	25.0	1	03/12/20 08:15	03/12/20 12:30	95-50-1	W
1,3-Dichlorobenzene	**<25.0**	ug/kg	60.0	25.0	1	03/12/20 08:15	03/12/20 12:30	541-73-1	W
1,4-Dichlorobenzene	**<25.0**	ug/kg	60.0	25.0	1	03/12/20 08:15	03/12/20 12:30	106-46-7	W
Dichlorodifluoromethane	**<25.0**	ug/kg	72.0	25.0	1	03/12/20 08:15	03/12/20 12:30	75-71-8	W
1,1-Dichloroethane	**<25.0**	ug/kg	60.0	25.0	1	03/12/20 08:15	03/12/20 12:30	75-34-3	W
1,2-Dichloroethane	**<25.0**	ug/kg	60.0	25.0	1	03/12/20 08:15	03/12/20 12:30	107-06-2	W
1,1-Dichloroethene	**<25.0**	ug/kg	60.0	25.0	1	03/12/20 08:15	03/12/20 12:30	75-35-4	W
cis-1,2-Dichloroethene	**<25.0**	ug/kg	60.0	25.0	1	03/12/20 08:15	03/12/20 12:30	156-59-2	W
trans-1,2-Dichloroethene	**<25.0**	ug/kg	67.0	25.0	1	03/12/20 08:15	03/12/20 12:30	156-60-5	W
1,2-Dichloropropane	**<25.0**	ug/kg	60.0	25.0	1	03/12/20 08:15	03/12/20 12:30	78-87-5	W
1,3-Dichloropropane	**<25.0**	ug/kg	60.0	25.0	1	03/12/20 08:15	03/12/20 12:30	142-28-9	W
2,2-Dichloropropane	**<25.0**	ug/kg	60.0	25.0	1	03/12/20 08:15	03/12/20 12:30	594-20-7	W
1,1-Dichloropropene	**<25.0**	ug/kg	60.0	25.0	1	03/12/20 08:15	03/12/20 12:30	563-58-6	W
cis-1,3-Dichloropropene	**<42.3**	ug/kg	141	42.3	1	03/12/20 08:15	03/12/20 12:30	10061-01-5	W
trans-1,3-Dichloropropene	**<25.0**	ug/kg	74.0	25.0	1	03/12/20 08:15	03/12/20 12:30	10061-02-6	W
Diisopropyl ether	**<25.0**	ug/kg	60.0	25.0	1	03/12/20 08:15	03/12/20 12:30	108-20-3	W
Ethylbenzene	**<25.0**	ug/kg	60.0	25.0	1	03/12/20 08:15	03/12/20 12:30	100-41-4	W
Hexachloro-1,3-butadiene	**<68.7**	ug/kg	229	68.7	1	03/12/20 08:15	03/12/20 12:30	87-68-3	W
Isopropylbenzene (Cumene)	**<25.0**	ug/kg	60.0	25.0	1	03/12/20 08:15	03/12/20 12:30	98-82-8	W
p-Isopropyltoluene	**<25.0**	ug/kg	72.0	25.0	1	03/12/20 08:15	03/12/20 12:30	99-87-6	W
Methylene Chloride	**<26.3**	ug/kg	88.0	26.3	1	03/12/20 08:15	03/12/20 12:30	75-09-2	W
Methyl-tert-butyl ether	**<25.0**	ug/kg	60.0	25.0	1	03/12/20 08:15	03/12/20 12:30	1634-04-4	W
Naphthalene	**<27.3**	ug/kg	91.0	27.3	1	03/12/20 08:15	03/12/20 12:30	91-20-3	W
n-Propylbenzene	**<25.0**	ug/kg	60.0	25.0	1	03/12/20 08:15	03/12/20 12:30	103-65-1	W
Styrene	**<25.0**	ug/kg	60.0	25.0	1	03/12/20 08:15	03/12/20 12:30	100-42-5	W
1,1,1,2-Tetrachloroethane	**<25.0**	ug/kg	60.0	25.0	1	03/12/20 08:15	03/12/20 12:30	630-20-6	W
1,1,2,2-Tetrachloroethane	**<25.0**	ug/kg	60.0	25.0	1	03/12/20 08:15	03/12/20 12:30	79-34-5	W
Tetrachloroethene	**<38.7**	ug/kg	129	38.7	1	03/12/20 08:15	03/12/20 12:30	127-18-4	W
Toluene	**<25.0**	ug/kg	60.0	25.0	1	03/12/20 08:15	03/12/20 12:30	108-88-3	W
1,2,3-Trichlorobenzene	**<47.3**	ug/kg	158	47.3	1	03/12/20 08:15	03/12/20 12:30	87-61-6	W
1,2,4-Trichlorobenzene	**<41.7**	ug/kg	250	41.7	1	03/12/20 08:15	03/12/20 12:30	120-82-1	W
1,1,1-Trichloroethane	**<25.0**	ug/kg	60.0	25.0	1	03/12/20 08:15	03/12/20 12:30	71-55-6	W
1,1,2-Trichloroethane	**<25.0**	ug/kg	60.0	25.0	1	03/12/20 08:15	03/12/20 12:30	79-00-5	W
Trichloroethene	**<25.0**	ug/kg	60.0	25.0	1	03/12/20 08:15	03/12/20 12:30	79-01-6	W
Trichlorofluoromethane	**<25.0**	ug/kg	65.0	25.0	1	03/12/20 08:15	03/12/20 12:30	75-69-4	W

REPORT OF LABORATORY ANALYSIS

This report shall not be reproduced, except in full,
without the written consent of Pace Analytical Services, LLC.

Pace Analytical Services, LLC
1241 Bellevue Street - Suite 9
Green Bay, WI 54302
(920)469-2436

ANALYTICAL RESULTS

Project: 60617051 SHOE FACTORY SITE
Pace Project No.: 40204467

Sample: SP-109/ 1-2 **Lab ID: 40204467015** Collected: 03/05/20 13:05 Received: 03/10/20 09:15 Matrix: Solid

Results reported on a "dry weight" basis and are adjusted for percent moisture, sample size and any dilutions.

Parameters	Results	Units	LOQ	LOD	DF	Prepared	Analyzed	CAS No.	Qual
8260 MSV Med Level Normal List	Analytical Method: EPA 8260 Preparation Method: EPA 5035/5030B								
1,2,3-Trichloropropane	**<37.4**	ug/kg	125	37.4	1	03/12/20 08:15	03/12/20 12:30	96-18-4	W
1,2,4-Trimethylbenzene	**<25.0**	ug/kg	60.0	25.0	1	03/12/20 08:15	03/12/20 12:30	95-63-6	W
1,3,5-Trimethylbenzene	**<25.0**	ug/kg	60.0	25.0	1	03/12/20 08:15	03/12/20 12:30	108-67-8	W
Vinyl chloride	**<25.0**	ug/kg	60.0	25.0	1	03/12/20 08:15	03/12/20 12:30	75-01-4	W
Xylene (Total)	**<75.0**	ug/kg	180	75.0	1	03/12/20 08:15	03/12/20 12:30	1330-20-7	W
m&p-Xylene	**<50.0**	ug/kg	120	50.0	1	03/12/20 08:15	03/12/20 12:30	179601-23-1	W
o-Xylene	**<25.0**	ug/kg	60.0	25.0	1	03/12/20 08:15	03/12/20 12:30	95-47-6	W
Surrogates									
Dibromofluoromethane (S)	108	%	57-146		1	03/12/20 08:15	03/12/20 12:30	1868-53-7	
Toluene-d8 (S)	115	%	64-134		1	03/12/20 08:15	03/12/20 12:30	2037-26-5	
4-Bromofluorobenzene (S)	103	%	54-126		1	03/12/20 08:15	03/12/20 12:30	460-00-4	
Percent Moisture	Analytical Method: ASTM D2974-87								
Percent Moisture	**14.0**	%	0.10	0.10	1		03/13/20 11:36		

REPORT OF LABORATORY ANALYSIS

This report shall not be reproduced, except in full,
without the written consent of Pace Analytical Services, LLC.

Pace Analytical Services, LLC
1241 Bellevue Street - Suite 9
Green Bay, WI 54302
(920)469-2436

ANALYTICAL RESULTS

Project: 60617051 SHOE FACTORY SITE
Pace Project No.: 40204467

Sample: SP-109/ 4-5 **Lab ID: 40204467016** Collected: 03/05/20 13:10 Received: 03/10/20 09:15 Matrix: Solid

Results reported on a "dry weight" basis and are adjusted for percent moisture, sample size and any dilutions.

Parameters	Results	Units	LOQ	LOD	DF	Prepared	Analyzed	CAS No.	Qual
6010 MET ICP	Analytical Method: EPA 6010 Preparation Method: EPA 3050								
Arsenic	**4.8J**	mg/kg	5.9	1.8	1	03/11/20 08:07	03/11/20 19:07	7440-38-2	
Barium	**220**	mg/kg	0.61	0.18	1	03/11/20 08:07	03/11/20 19:07	7440-39-3	
Cadmium	**3.5**	mg/kg	0.61	0.16	1	03/11/20 08:07	03/11/20 19:07	7440-43-9	
Chromium	**87.1**	mg/kg	1.2	0.34	1	03/11/20 08:07	03/11/20 19:07	7440-47-3	
Lead	**87.9**	mg/kg	2.4	0.73	1	03/11/20 08:07	03/11/20 19:07	7439-92-1	
Selenium	**<1.6**	mg/kg	5.3	1.6	1	03/11/20 08:07	03/11/20 19:07	7782-49-2	
Silver	**<0.37**	mg/kg	1.2	0.37	1	03/11/20 08:07	03/11/20 19:07	7440-22-4	
7471 Mercury	Analytical Method: EPA 7471 Preparation Method: EPA 7471								
Mercury	**0.18**	mg/kg	0.044	0.013	1	03/12/20 08:32	03/12/20 14:33	7439-97-6	
8270 MSSV PAH by SIM	Analytical Method: EPA 8270 by SIM Preparation Method: EPA 3546								
Acenaphthene	**45.4**	ug/kg	21.5	2.8	1	03/11/20 09:14	03/16/20 18:53	83-32-9	
Acenaphthylene	**3.2J**	ug/kg	21.5	2.7	1	03/11/20 09:14	03/16/20 18:53	208-96-8	
Anthracene	**167**	ug/kg	21.5	2.7	1	03/11/20 09:14	03/16/20 18:53	120-12-7	
Benzo(a)anthracene	**311**	ug/kg	21.5	2.8	1	03/11/20 09:14	03/16/20 18:53	56-55-3	
Benzo(a)pyrene	**317**	ug/kg	21.5	2.4	1	03/11/20 09:14	03/16/20 18:53	50-32-8	
Benzo(b)fluoranthene	**395**	ug/kg	21.5	3.0	1	03/11/20 09:14	03/16/20 18:53	205-99-2	
Benzo(g,h,i)perylene	**208**	ug/kg	21.5	3.8	1	03/11/20 09:14	03/16/20 18:53	191-24-2	
Benzo(k)fluoranthene	**176**	ug/kg	21.5	2.7	1	03/11/20 09:14	03/16/20 18:53	207-08-9	
Chrysene	**393**	ug/kg	21.5	4.0	1	03/11/20 09:14	03/16/20 18:53	218-01-9	
Dibenz(a,h)anthracene	**56.9**	ug/kg	21.5	3.0	1	03/11/20 09:14	03/16/20 18:53	53-70-3	
Fluoranthene	**812**	ug/kg	21.5	2.5	1	03/11/20 09:14	03/16/20 18:53	206-44-0	
Fluorene	**43.7**	ug/kg	21.5	2.6	1	03/11/20 09:14	03/16/20 18:53	86-73-7	
Indeno(1,2,3-cd)pyrene	**174**	ug/kg	21.5	4.5	1	03/11/20 09:14	03/16/20 18:53	193-39-5	
1-Methylnaphthalene	**6.9J**	ug/kg	21.5	3.1	1	03/11/20 09:14	03/16/20 18:53	90-12-0	
2-Methylnaphthalene	**9.5J**	ug/kg	21.5	3.1	1	03/11/20 09:14	03/16/20 18:53	91-57-6	
Naphthalene	**11.4J**	ug/kg	21.5	2.1	1	03/11/20 09:14	03/16/20 18:53	91-20-3	
Phenanthrene	**470**	ug/kg	21.5	2.5	1	03/11/20 09:14	03/16/20 18:53	85-01-8	
Pyrene	**550**	ug/kg	21.5	3.2	1	03/11/20 09:14	03/16/20 18:53	129-00-0	
Surrogates									
2-Fluorobiphenyl (S)	69	%	42-92		1	03/11/20 09:14	03/16/20 18:53	321-60-8	
Terphenyl-d14 (S)	61	%	40-92		1	03/11/20 09:14	03/16/20 18:53	1718-51-0	
8260 MSV Med Level Normal List	Analytical Method: EPA 8260 Preparation Method: EPA 5035/5030B								
Benzene	**<25.0**	ug/kg	60.0	25.0	1	03/12/20 08:15	03/12/20 12:47	71-43-2	W
Bromobenzene	**<25.0**	ug/kg	62.0	25.0	1	03/12/20 08:15	03/12/20 12:47	108-86-1	W
Bromochloromethane	**<25.0**	ug/kg	70.0	25.0	1	03/12/20 08:15	03/12/20 12:47	74-97-5	W
Bromodichloromethane	**<25.0**	ug/kg	60.0	25.0	1	03/12/20 08:15	03/12/20 12:47	75-27-4	W
Bromoform	**<25.0**	ug/kg	72.0	25.0	1	03/12/20 08:15	03/12/20 12:47	75-25-2	W
Bromomethane	**<63.8**	ug/kg	250	63.8	1	03/12/20 08:15	03/12/20 12:47	74-83-9	W
n-Butylbenzene	**<30.0**	ug/kg	100	30.0	1	03/12/20 08:15	03/12/20 12:47	104-51-8	W
sec-Butylbenzene	**<25.0**	ug/kg	72.0	25.0	1	03/12/20 08:15	03/12/20 12:47	135-98-8	W
tert-Butylbenzene	**<25.0**	ug/kg	62.0	25.0	1	03/12/20 08:15	03/12/20 12:47	98-06-6	W
Carbon tetrachloride	**<25.0**	ug/kg	60.0	25.0	1	03/12/20 08:15	03/12/20 12:47	56-23-5	W

REPORT OF LABORATORY ANALYSIS

This report shall not be reproduced, except in full,
without the written consent of Pace Analytical Services, LLC.

Pace Analytical Services, LLC
1241 Bellevue Street - Suite 9
Green Bay, WI 54302
(920)469-2436

ANALYTICAL RESULTS

Project: 60617051 SHOE FACTORY SITE
Pace Project No.: 40204467

Sample: SP-109/ 4-5 **Lab ID: 40204467016** Collected: 03/05/20 13:10 Received: 03/10/20 09:15 Matrix: Solid

Results reported on a "dry weight" basis and are adjusted for percent moisture, sample size and any dilutions.

Parameters	Results	Units	LOQ	LOD	DF	Prepared	Analyzed	CAS No.	Qual
8260 MSV Med Level Normal List	Analytical Method: EPA 8260 Preparation Method: EPA 5035/5030B								
Chlorobenzene	**<25.0**	ug/kg	60.0	25.0	1	03/12/20 08:15	03/12/20 12:47	108-90-7	W
Chloroethane	**<46.4**	ug/kg	250	46.4	1	03/12/20 08:15	03/12/20 12:47	75-00-3	W
Chloroform	**<47.5**	ug/kg	250	47.5	1	03/12/20 08:15	03/12/20 12:47	67-66-3	W
Chloromethane	**<25.0**	ug/kg	80.0	25.0	1	03/12/20 08:15	03/12/20 12:47	74-87-3	W
2-Chlorotoluene	**<25.0**	ug/kg	64.0	25.0	1	03/12/20 08:15	03/12/20 12:47	95-49-8	W
4-Chlorotoluene	**<25.0**	ug/kg	64.0	25.0	1	03/12/20 08:15	03/12/20 12:47	106-43-4	W
1,2-Dibromo-3-chloropropane	**<237**	ug/kg	789	237	1	03/12/20 08:15	03/12/20 12:47	96-12-8	W
Dibromochloromethane	**<229**	ug/kg	763	229	1	03/12/20 08:15	03/12/20 12:47	124-48-1	W
1,2-Dibromoethane (EDB)	**<25.0**	ug/kg	60.0	25.0	1	03/12/20 08:15	03/12/20 12:47	106-93-4	W
Dibromomethane	**<25.0**	ug/kg	60.0	25.0	1	03/12/20 08:15	03/12/20 12:47	74-95-3	W
1,2-Dichlorobenzene	**<25.0**	ug/kg	60.0	25.0	1	03/12/20 08:15	03/12/20 12:47	95-50-1	W
1,3-Dichlorobenzene	**<25.0**	ug/kg	60.0	25.0	1	03/12/20 08:15	03/12/20 12:47	541-73-1	W
1,4-Dichlorobenzene	**<25.0**	ug/kg	60.0	25.0	1	03/12/20 08:15	03/12/20 12:47	106-46-7	W
Dichlorodifluoromethane	**<25.0**	ug/kg	72.0	25.0	1	03/12/20 08:15	03/12/20 12:47	75-71-8	W
1,1-Dichloroethane	**<25.0**	ug/kg	60.0	25.0	1	03/12/20 08:15	03/12/20 12:47	75-34-3	W
1,2-Dichloroethane	**<25.0**	ug/kg	60.0	25.0	1	03/12/20 08:15	03/12/20 12:47	107-06-2	W
1,1-Dichloroethene	**<25.0**	ug/kg	60.0	25.0	1	03/12/20 08:15	03/12/20 12:47	75-35-4	W
cis-1,2-Dichloroethene	**<25.0**	ug/kg	60.0	25.0	1	03/12/20 08:15	03/12/20 12:47	156-59-2	W
trans-1,2-Dichloroethene	**<25.0**	ug/kg	67.0	25.0	1	03/12/20 08:15	03/12/20 12:47	156-60-5	W
1,2-Dichloropropane	**<25.0**	ug/kg	60.0	25.0	1	03/12/20 08:15	03/12/20 12:47	78-87-5	W
1,3-Dichloropropane	**<25.0**	ug/kg	60.0	25.0	1	03/12/20 08:15	03/12/20 12:47	142-28-9	W
2,2-Dichloropropane	**<25.0**	ug/kg	60.0	25.0	1	03/12/20 08:15	03/12/20 12:47	594-20-7	W
1,1-Dichloropropene	**<25.0**	ug/kg	60.0	25.0	1	03/12/20 08:15	03/12/20 12:47	563-58-6	W
cis-1,3-Dichloropropene	**<42.3**	ug/kg	141	42.3	1	03/12/20 08:15	03/12/20 12:47	10061-01-5	W
trans-1,3-Dichloropropene	**<25.0**	ug/kg	74.0	25.0	1	03/12/20 08:15	03/12/20 12:47	10061-02-6	W
Diisopropyl ether	**<25.0**	ug/kg	60.0	25.0	1	03/12/20 08:15	03/12/20 12:47	108-20-3	W
Ethylbenzene	**<25.0**	ug/kg	60.0	25.0	1	03/12/20 08:15	03/12/20 12:47	100-41-4	W
Hexachloro-1,3-butadiene	**<68.7**	ug/kg	229	68.7	1	03/12/20 08:15	03/12/20 12:47	87-68-3	W
Isopropylbenzene (Cumene)	**<25.0**	ug/kg	60.0	25.0	1	03/12/20 08:15	03/12/20 12:47	98-82-8	W
p-Isopropyltoluene	**<25.0**	ug/kg	72.0	25.0	1	03/12/20 08:15	03/12/20 12:47	99-87-6	W
Methylene Chloride	**<26.3**	ug/kg	88.0	26.3	1	03/12/20 08:15	03/12/20 12:47	75-09-2	W
Methyl-tert-butyl ether	**<25.0**	ug/kg	60.0	25.0	1	03/12/20 08:15	03/12/20 12:47	1634-04-4	W
Naphthalene	**<27.3**	ug/kg	91.0	27.3	1	03/12/20 08:15	03/12/20 12:47	91-20-3	W
n-Propylbenzene	**<25.0**	ug/kg	60.0	25.0	1	03/12/20 08:15	03/12/20 12:47	103-65-1	W
Styrene	**<25.0**	ug/kg	60.0	25.0	1	03/12/20 08:15	03/12/20 12:47	100-42-5	W
1,1,1,2-Tetrachloroethane	**<25.0**	ug/kg	60.0	25.0	1	03/12/20 08:15	03/12/20 12:47	630-20-6	W
1,1,2,2-Tetrachloroethane	**<25.0**	ug/kg	60.0	25.0	1	03/12/20 08:15	03/12/20 12:47	79-34-5	W
Tetrachloroethene	**<38.7**	ug/kg	129	38.7	1	03/12/20 08:15	03/12/20 12:47	127-18-4	W
Toluene	**<25.0**	ug/kg	60.0	25.0	1	03/12/20 08:15	03/12/20 12:47	108-88-3	W
1,2,3-Trichlorobenzene	**<47.3**	ug/kg	158	47.3	1	03/12/20 08:15	03/12/20 12:47	87-61-6	W
1,2,4-Trichlorobenzene	**<41.7**	ug/kg	250	41.7	1	03/12/20 08:15	03/12/20 12:47	120-82-1	W
1,1,1-Trichloroethane	**<25.0**	ug/kg	60.0	25.0	1	03/12/20 08:15	03/12/20 12:47	71-55-6	W
1,1,2-Trichloroethane	**<25.0**	ug/kg	60.0	25.0	1	03/12/20 08:15	03/12/20 12:47	79-00-5	W
Trichloroethene	**<25.0**	ug/kg	60.0	25.0	1	03/12/20 08:15	03/12/20 12:47	79-01-6	W
Trichlorofluoromethane	**<25.0**	ug/kg	65.0	25.0	1	03/12/20 08:15	03/12/20 12:47	75-69-4	W

REPORT OF LABORATORY ANALYSIS

This report shall not be reproduced, except in full,
without the written consent of Pace Analytical Services, LLC.

Pace Analytical Services, LLC
1241 Bellevue Street - Suite 9
Green Bay, WI 54302
(920)469-2436

ANALYTICAL RESULTS

Project: 60617051 SHOE FACTORY SITE
Pace Project No.: 40204467

Sample: SP-109/ 4-5 **Lab ID: 40204467016** Collected: 03/05/20 13:10 Received: 03/10/20 09:15 Matrix: Solid

Results reported on a "dry weight" basis and are adjusted for percent moisture, sample size and any dilutions.

Parameters	Results	Units	LOQ	LOD	DF	Prepared	Analyzed	CAS No.	Qual
8260 MSV Med Level Normal List	Analytical Method: EPA 8260 Preparation Method: EPA 5035/5030B								
1,2,3-Trichloropropane	**<37.4**	ug/kg	125	37.4	1	03/12/20 08:15	03/12/20 12:47	96-18-4	W
1,2,4-Trimethylbenzene	**<25.0**	ug/kg	60.0	25.0	1	03/12/20 08:15	03/12/20 12:47	95-63-6	W
1,3,5-Trimethylbenzene	**<25.0**	ug/kg	60.0	25.0	1	03/12/20 08:15	03/12/20 12:47	108-67-8	W
Vinyl chloride	**<25.0**	ug/kg	60.0	25.0	1	03/12/20 08:15	03/12/20 12:47	75-01-4	W
Xylene (Total)	**<75.0**	ug/kg	180	75.0	1	03/12/20 08:15	03/12/20 12:47	1330-20-7	W
m&p-Xylene	**<50.0**	ug/kg	120	50.0	1	03/12/20 08:15	03/12/20 12:47	179601-23-1	W
o-Xylene	**<25.0**	ug/kg	60.0	25.0	1	03/12/20 08:15	03/12/20 12:47	95-47-6	W
Surrogates									
Dibromofluoromethane (S)	109	%	57-146		1	03/12/20 08:15	03/12/20 12:47	1868-53-7	
Toluene-d8 (S)	118	%	64-134		1	03/12/20 08:15	03/12/20 12:47	2037-26-5	
4-Bromofluorobenzene (S)	103	%	54-126		1	03/12/20 08:15	03/12/20 12:47	460-00-4	
Percent Moisture	Analytical Method: ASTM D2974-87								
Percent Moisture	**22.1**	%	0.10	0.10	1		03/13/20 11:36		

REPORT OF LABORATORY ANALYSIS

This report shall not be reproduced, except in full,
without the written consent of Pace Analytical Services, LLC.

Pace Analytical Services, LLC
1241 Bellevue Street - Suite 9
Green Bay, WI 54302
(920)469-2436

ANALYTICAL RESULTS

Project: 60617051 SHOE FACTORY SITE
Pace Project No.: 40204467

Sample: SP-116/ 1-2 **Lab ID: 40204467017** Collected: 03/05/20 13:15 Received: 03/10/20 09:15 Matrix: Solid

Results reported on a "dry weight" basis and are adjusted for percent moisture, sample size and any dilutions.

Parameters	Results	Units	LOQ	LOD	DF	Prepared	Analyzed	CAS No.	Qual
6010 MET ICP	Analytical Method: EPA 6010 Preparation Method: EPA 3050								
Arsenic	**2.3J**	mg/kg	5.4	1.6	1	03/11/20 08:07	03/11/20 19:10	7440-38-2	
Barium	**17.8**	mg/kg	0.55	0.17	1	03/11/20 08:07	03/11/20 19:10	7440-39-3	
Cadmium	**<0.15**	mg/kg	0.55	0.15	1	03/11/20 08:07	03/11/20 19:10	7440-43-9	
Chromium	**6.4**	mg/kg	1.1	0.31	1	03/11/20 08:07	03/11/20 19:10	7440-47-3	
Lead	**8.4**	mg/kg	2.2	0.66	1	03/11/20 08:07	03/11/20 19:10	7439-92-1	
Selenium	**<1.4**	mg/kg	4.8	1.4	1	03/11/20 08:07	03/11/20 19:10	7782-49-2	
Silver	**<0.34**	mg/kg	1.1	0.34	1	03/11/20 08:07	03/11/20 19:10	7440-22-4	
7471 Mercury	Analytical Method: EPA 7471 Preparation Method: EPA 7471								
Mercury	**0.019J**	mg/kg	0.038	0.011	1	03/12/20 08:32	03/12/20 14:35	7439-97-6	
8270 MSSV PAH by SIM	Analytical Method: EPA 8270 by SIM Preparation Method: EPA 3546								
Acenaphthene	**<2.4**	ug/kg	18.6	2.4	1	03/11/20 09:14	03/13/20 17:56	83-32-9	
Acenaphthylene	**<2.3**	ug/kg	18.6	2.3	1	03/11/20 09:14	03/13/20 17:56	208-96-8	
Anthracene	**<2.3**	ug/kg	18.6	2.3	1	03/11/20 09:14	03/13/20 17:56	120-12-7	
Benzo(a)anthracene	**6.3J**	ug/kg	18.6	2.4	1	03/11/20 09:14	03/13/20 17:56	56-55-3	
Benzo(a)pyrene	**6.6J**	ug/kg	18.6	2.1	1	03/11/20 09:14	03/13/20 17:56	50-32-8	
Benzo(b)fluoranthene	**8.4J**	ug/kg	18.6	2.6	1	03/11/20 09:14	03/13/20 17:56	205-99-2	
Benzo(g,h,i)perylene	**5.2J**	ug/kg	18.6	3.3	1	03/11/20 09:14	03/13/20 17:56	191-24-2	
Benzo(k)fluoranthene	**5.3J**	ug/kg	18.6	2.4	1	03/11/20 09:14	03/13/20 17:56	207-08-9	
Chrysene	**10.4J**	ug/kg	18.6	3.5	1	03/11/20 09:14	03/13/20 17:56	218-01-9	
Dibenz(a,h)anthracene	**<2.6**	ug/kg	18.6	2.6	1	03/11/20 09:14	03/13/20 17:56	53-70-3	
Fluoranthene	**17.2J**	ug/kg	18.6	2.2	1	03/11/20 09:14	03/13/20 17:56	206-44-0	
Fluorene	**<2.2**	ug/kg	18.6	2.2	1	03/11/20 09:14	03/13/20 17:56	86-73-7	
Indeno(1,2,3-cd)pyrene	**3.9J**	ug/kg	18.6	3.9	1	03/11/20 09:14	03/13/20 17:56	193-39-5	
1-Methylnaphthalene	**<2.7**	ug/kg	18.6	2.7	1	03/11/20 09:14	03/13/20 17:56	90-12-0	
2-Methylnaphthalene	**<2.7**	ug/kg	18.6	2.7	1	03/11/20 09:14	03/13/20 17:56	91-57-6	
Naphthalene	**<1.8**	ug/kg	18.6	1.8	1	03/11/20 09:14	03/13/20 17:56	91-20-3	
Phenanthrene	**5.4J**	ug/kg	18.6	2.1	1	03/11/20 09:14	03/13/20 17:56	85-01-8	
Pyrene	**12.0J**	ug/kg	18.6	2.7	1	03/11/20 09:14	03/13/20 17:56	129-00-0	
Surrogates									
2-Fluorobiphenyl (S)	68	%	42-92		1	03/11/20 09:14	03/13/20 17:56	321-60-8	
Terphenyl-d14 (S)	61	%	40-92		1	03/11/20 09:14	03/13/20 17:56	1718-51-0	
8260 MSV Med Level Normal List	Analytical Method: EPA 8260 Preparation Method: EPA 5035/5030B								
Benzene	**<25.0**	ug/kg	60.0	25.0	1	03/12/20 08:15	03/12/20 13:04	71-43-2	W
Bromobenzene	**<25.0**	ug/kg	62.0	25.0	1	03/12/20 08:15	03/12/20 13:04	108-86-1	W
Bromochloromethane	**<25.0**	ug/kg	70.0	25.0	1	03/12/20 08:15	03/12/20 13:04	74-97-5	W
Bromodichloromethane	**<25.0**	ug/kg	60.0	25.0	1	03/12/20 08:15	03/12/20 13:04	75-27-4	W
Bromoform	**<25.0**	ug/kg	72.0	25.0	1	03/12/20 08:15	03/12/20 13:04	75-25-2	W
Bromomethane	**<63.8**	ug/kg	250	63.8	1	03/12/20 08:15	03/12/20 13:04	74-83-9	W
n-Butylbenzene	**<30.0**	ug/kg	100	30.0	1	03/12/20 08:15	03/12/20 13:04	104-51-8	W
sec-Butylbenzene	**<25.0**	ug/kg	72.0	25.0	1	03/12/20 08:15	03/12/20 13:04	135-98-8	W
tert-Butylbenzene	**<25.0**	ug/kg	62.0	25.0	1	03/12/20 08:15	03/12/20 13:04	98-06-6	W
Carbon tetrachloride	**<25.0**	ug/kg	60.0	25.0	1	03/12/20 08:15	03/12/20 13:04	56-23-5	W

REPORT OF LABORATORY ANALYSIS

This report shall not be reproduced, except in full,
without the written consent of Pace Analytical Services, LLC.

Pace Analytical Services, LLC
1241 Bellevue Street - Suite 9
Green Bay, WI 54302
(920)469-2436

ANALYTICAL RESULTS

Project: 60617051 SHOE FACTORY SITE
Pace Project No.: 40204467

Sample: SP-116/ 1-2 **Lab ID: 40204467017** Collected: 03/05/20 13:15 Received: 03/10/20 09:15 Matrix: Solid

Results reported on a "dry weight" basis and are adjusted for percent moisture, sample size and any dilutions.

Parameters	Results	Units	LOQ	LOD	DF	Prepared	Analyzed	CAS No.	Qual
8260 MSV Med Level Normal List	Analytical Method: EPA 8260 Preparation Method: EPA 5035/5030B								
Chlorobenzene	**<25.0**	ug/kg	60.0	25.0	1	03/12/20 08:15	03/12/20 13:04	108-90-7	W
Chloroethane	**<46.4**	ug/kg	250	46.4	1	03/12/20 08:15	03/12/20 13:04	75-00-3	W
Chloroform	**<47.5**	ug/kg	250	47.5	1	03/12/20 08:15	03/12/20 13:04	67-66-3	W
Chloromethane	**<25.0**	ug/kg	80.0	25.0	1	03/12/20 08:15	03/12/20 13:04	74-87-3	W
2-Chlorotoluene	**<25.0**	ug/kg	64.0	25.0	1	03/12/20 08:15	03/12/20 13:04	95-49-8	W
4-Chlorotoluene	**<25.0**	ug/kg	64.0	25.0	1	03/12/20 08:15	03/12/20 13:04	106-43-4	W
1,2-Dibromo-3-chloropropane	**<237**	ug/kg	789	237	1	03/12/20 08:15	03/12/20 13:04	96-12-8	W
Dibromochloromethane	**<229**	ug/kg	763	229	1	03/12/20 08:15	03/12/20 13:04	124-48-1	W
1,2-Dibromoethane (EDB)	**<25.0**	ug/kg	60.0	25.0	1	03/12/20 08:15	03/12/20 13:04	106-93-4	W
Dibromomethane	**<25.0**	ug/kg	60.0	25.0	1	03/12/20 08:15	03/12/20 13:04	74-95-3	W
1,2-Dichlorobenzene	**<25.0**	ug/kg	60.0	25.0	1	03/12/20 08:15	03/12/20 13:04	95-50-1	W
1,3-Dichlorobenzene	**<25.0**	ug/kg	60.0	25.0	1	03/12/20 08:15	03/12/20 13:04	541-73-1	W
1,4-Dichlorobenzene	**<25.0**	ug/kg	60.0	25.0	1	03/12/20 08:15	03/12/20 13:04	106-46-7	W
Dichlorodifluoromethane	**<25.0**	ug/kg	72.0	25.0	1	03/12/20 08:15	03/12/20 13:04	75-71-8	W
1,1-Dichloroethane	**<25.0**	ug/kg	60.0	25.0	1	03/12/20 08:15	03/12/20 13:04	75-34-3	W
1,2-Dichloroethane	**<25.0**	ug/kg	60.0	25.0	1	03/12/20 08:15	03/12/20 13:04	107-06-2	W
1,1-Dichloroethene	**<25.0**	ug/kg	60.0	25.0	1	03/12/20 08:15	03/12/20 13:04	75-35-4	W
cis-1,2-Dichloroethene	**<25.0**	ug/kg	60.0	25.0	1	03/12/20 08:15	03/12/20 13:04	156-59-2	W
trans-1,2-Dichloroethene	**<25.0**	ug/kg	67.0	25.0	1	03/12/20 08:15	03/12/20 13:04	156-60-5	W
1,2-Dichloropropane	**<25.0**	ug/kg	60.0	25.0	1	03/12/20 08:15	03/12/20 13:04	78-87-5	W
1,3-Dichloropropane	**<25.0**	ug/kg	60.0	25.0	1	03/12/20 08:15	03/12/20 13:04	142-28-9	W
2,2-Dichloropropane	**<25.0**	ug/kg	60.0	25.0	1	03/12/20 08:15	03/12/20 13:04	594-20-7	W
1,1-Dichloropropene	**<25.0**	ug/kg	60.0	25.0	1	03/12/20 08:15	03/12/20 13:04	563-58-6	W
cis-1,3-Dichloropropene	**<42.3**	ug/kg	141	42.3	1	03/12/20 08:15	03/12/20 13:04	10061-01-5	W
trans-1,3-Dichloropropene	**<25.0**	ug/kg	74.0	25.0	1	03/12/20 08:15	03/12/20 13:04	10061-02-6	W
Diisopropyl ether	**<25.0**	ug/kg	60.0	25.0	1	03/12/20 08:15	03/12/20 13:04	108-20-3	W
Ethylbenzene	**<25.0**	ug/kg	60.0	25.0	1	03/12/20 08:15	03/12/20 13:04	100-41-4	W
Hexachloro-1,3-butadiene	**<68.7**	ug/kg	229	68.7	1	03/12/20 08:15	03/12/20 13:04	87-68-3	W
Isopropylbenzene (Cumene)	**<25.0**	ug/kg	60.0	25.0	1	03/12/20 08:15	03/12/20 13:04	98-82-8	W
p-Isopropyltoluene	**<25.0**	ug/kg	72.0	25.0	1	03/12/20 08:15	03/12/20 13:04	99-87-6	W
Methylene Chloride	**<26.3**	ug/kg	88.0	26.3	1	03/12/20 08:15	03/12/20 13:04	75-09-2	W
Methyl-tert-butyl ether	**<25.0**	ug/kg	60.0	25.0	1	03/12/20 08:15	03/12/20 13:04	1634-04-4	W
Naphthalene	**<27.3**	ug/kg	91.0	27.3	1	03/12/20 08:15	03/12/20 13:04	91-20-3	W
n-Propylbenzene	**<25.0**	ug/kg	60.0	25.0	1	03/12/20 08:15	03/12/20 13:04	103-65-1	W
Styrene	**<25.0**	ug/kg	60.0	25.0	1	03/12/20 08:15	03/12/20 13:04	100-42-5	W
1,1,1,2-Tetrachloroethane	**<25.0**	ug/kg	60.0	25.0	1	03/12/20 08:15	03/12/20 13:04	630-20-6	W
1,1,2,2-Tetrachloroethane	**<25.0**	ug/kg	60.0	25.0	1	03/12/20 08:15	03/12/20 13:04	79-34-5	W
Tetrachloroethene	**<38.7**	ug/kg	129	38.7	1	03/12/20 08:15	03/12/20 13:04	127-18-4	W
Toluene	**<25.0**	ug/kg	60.0	25.0	1	03/12/20 08:15	03/12/20 13:04	108-88-3	W
1,2,3-Trichlorobenzene	**<47.3**	ug/kg	158	47.3	1	03/12/20 08:15	03/12/20 13:04	87-61-6	W
1,2,4-Trichlorobenzene	**<41.7**	ug/kg	250	41.7	1	03/12/20 08:15	03/12/20 13:04	120-82-1	W
1,1,1-Trichloroethane	**<25.0**	ug/kg	60.0	25.0	1	03/12/20 08:15	03/12/20 13:04	71-55-6	W
1,1,2-Trichloroethane	**<25.0**	ug/kg	60.0	25.0	1	03/12/20 08:15	03/12/20 13:04	79-00-5	W
Trichloroethene	**<25.0**	ug/kg	60.0	25.0	1	03/12/20 08:15	03/12/20 13:04	79-01-6	W
Trichlorofluoromethane	**<25.0**	ug/kg	65.0	25.0	1	03/12/20 08:15	03/12/20 13:04	75-69-4	W

REPORT OF LABORATORY ANALYSIS

This report shall not be reproduced, except in full,
without the written consent of Pace Analytical Services, LLC.

Pace Analytical Services, LLC
1241 Bellevue Street - Suite 9
Green Bay, WI 54302
(920)469-2436

ANALYTICAL RESULTS

Project: 60617051 SHOE FACTORY SITE
Pace Project No.: 40204467

Sample: SP-116/ 1-2 **Lab ID: 40204467017** Collected: 03/05/20 13:15 Received: 03/10/20 09:15 Matrix: Solid

Results reported on a "dry weight" basis and are adjusted for percent moisture, sample size and any dilutions.

Parameters	Results	Units	LOQ	LOD	DF	Prepared	Analyzed	CAS No.	Qual
8260 MSV Med Level Normal List	Analytical Method: EPA 8260 Preparation Method: EPA 5035/5030B								
1,2,3-Trichloropropane	**<37.4**	ug/kg	125	37.4	1	03/12/20 08:15	03/12/20 13:04	96-18-4	W
1,2,4-Trimethylbenzene	**<25.0**	ug/kg	60.0	25.0	1	03/12/20 08:15	03/12/20 13:04	95-63-6	W
1,3,5-Trimethylbenzene	**<25.0**	ug/kg	60.0	25.0	1	03/12/20 08:15	03/12/20 13:04	108-67-8	W
Vinyl chloride	**<25.0**	ug/kg	60.0	25.0	1	03/12/20 08:15	03/12/20 13:04	75-01-4	W
Xylene (Total)	**<75.0**	ug/kg	180	75.0	1	03/12/20 08:15	03/12/20 13:04	1330-20-7	W
m&p-Xylene	**<50.0**	ug/kg	120	50.0	1	03/12/20 08:15	03/12/20 13:04	179601-23-1	W
o-Xylene	**<25.0**	ug/kg	60.0	25.0	1	03/12/20 08:15	03/12/20 13:04	95-47-6	W
Surrogates									
Dibromofluoromethane (S)	107	%	57-146		1	03/12/20 08:15	03/12/20 13:04	1868-53-7	
Toluene-d8 (S)	115	%	64-134		1	03/12/20 08:15	03/12/20 13:04	2037-26-5	
4-Bromofluorobenzene (S)	102	%	54-126		1	03/12/20 08:15	03/12/20 13:04	460-00-4	
Percent Moisture	Analytical Method: ASTM D2974-87								
Percent Moisture	**10.5**	%	0.10	0.10	1		03/13/20 11:36		

REPORT OF LABORATORY ANALYSIS

This report shall not be reproduced, except in full,
without the written consent of Pace Analytical Services, LLC.

Pace Analytical Services, LLC
1241 Bellevue Street - Suite 9
Green Bay, WI 54302
(920)469-2436

ANALYTICAL RESULTS

Project: 60617051 SHOE FACTORY SITE
Pace Project No.: 40204467

Sample: SP-116/ 4-5 **Lab ID: 40204467018** Collected: 03/05/20 13:30 Received: 03/10/20 09:15 Matrix: Solid

Results reported on a "dry weight" basis and are adjusted for percent moisture, sample size and any dilutions.

Parameters	Results	Units	LOQ	LOD	DF	Prepared	Analyzed	CAS No.	Qual
6010 MET ICP	Analytical Method: EPA 6010 Preparation Method: EPA 3050								
Arsenic	**5.4J**	mg/kg	6.1	1.8	1	03/11/20 08:07	03/11/20 19:12	7440-38-2	
Barium	**161**	mg/kg	0.62	0.19	1	03/11/20 08:07	03/11/20 19:12	7440-39-3	
Cadmium	**0.30J**	mg/kg	0.62	0.17	1	03/11/20 08:07	03/11/20 19:12	7440-43-9	
Chromium	**22.1**	mg/kg	1.2	0.35	1	03/11/20 08:07	03/11/20 19:12	7440-47-3	
Lead	**14.2**	mg/kg	2.5	0.75	1	03/11/20 08:07	03/11/20 19:12	7439-92-1	
Selenium	**<1.6**	mg/kg	5.4	1.6	1	03/11/20 08:07	03/11/20 19:12	7782-49-2	
Silver	**0.45J**	mg/kg	1.2	0.38	1	03/11/20 08:07	03/11/20 19:12	7440-22-4	
7471 Mercury	Analytical Method: EPA 7471 Preparation Method: EPA 7471								
Mercury	**0.14**	mg/kg	0.046	0.014	1	03/12/20 08:32	03/12/20 14:37	7439-97-6	
8270 MSSV PAH by SIM	Analytical Method: EPA 8270 by SIM Preparation Method: EPA 3546								
Acenaphthene	**<2.9**	ug/kg	22.5	2.9	1	03/12/20 08:46	03/16/20 09:25	83-32-9	
Acenaphthylene	**<2.8**	ug/kg	22.5	2.8	1	03/12/20 08:46	03/16/20 09:25	208-96-8	
Anthracene	**<2.8**	ug/kg	22.5	2.8	1	03/12/20 08:46	03/16/20 09:25	120-12-7	
Benzo(a)anthracene	**2.9J**	ug/kg	22.5	2.9	1	03/12/20 08:46	03/16/20 09:25	56-55-3	
Benzo(a)pyrene	**<2.6**	ug/kg	22.5	2.6	1	03/12/20 08:46	03/16/20 09:25	50-32-8	
Benzo(b)fluoranthene	**<3.1**	ug/kg	22.5	3.1	1	03/12/20 08:46	03/16/20 09:25	205-99-2	
Benzo(g,h,i)perylene	**<3.9**	ug/kg	22.5	3.9	1	03/12/20 08:46	03/16/20 09:25	191-24-2	
Benzo(k)fluoranthene	**<2.9**	ug/kg	22.5	2.9	1	03/12/20 08:46	03/16/20 09:25	207-08-9	
Chrysene	**<4.2**	ug/kg	22.5	4.2	1	03/12/20 08:46	03/16/20 09:25	218-01-9	
Dibenz(a,h)anthracene	**<3.1**	ug/kg	22.5	3.1	1	03/12/20 08:46	03/16/20 09:25	53-70-3	
Fluoranthene	**6.4J**	ug/kg	22.5	2.7	1	03/12/20 08:46	03/16/20 09:25	206-44-0	
Fluorene	**<2.7**	ug/kg	22.5	2.7	1	03/12/20 08:46	03/16/20 09:25	86-73-7	
Indeno(1,2,3-cd)pyrene	**<4.7**	ug/kg	22.5	4.7	1	03/12/20 08:46	03/16/20 09:25	193-39-5	
1-Methylnaphthalene	**<3.3**	ug/kg	22.5	3.3	1	03/12/20 08:46	03/16/20 09:25	90-12-0	
2-Methylnaphthalene	**<3.3**	ug/kg	22.5	3.3	1	03/12/20 08:46	03/16/20 09:25	91-57-6	
Naphthalene	**<2.2**	ug/kg	22.5	2.2	1	03/12/20 08:46	03/16/20 09:25	91-20-3	
Phenanthrene	**4.5J**	ug/kg	22.5	2.6	1	03/12/20 08:46	03/16/20 09:25	85-01-8	
Pyrene	**3.8J**	ug/kg	22.5	3.3	1	03/12/20 08:46	03/16/20 09:25	129-00-0	
Surrogates									
2-Fluorobiphenyl (S)	75	%	42-92		1	03/12/20 08:46	03/16/20 09:25	321-60-8	
Terphenyl-d14 (S)	68	%	40-92		1	03/12/20 08:46	03/16/20 09:25	1718-51-0	
8260 MSV Med Level Normal List	Analytical Method: EPA 8260 Preparation Method: EPA 5035/5030B								
Benzene	**<25.0**	ug/kg	60.0	25.0	1	03/12/20 08:15	03/12/20 13:21	71-43-2	W
Bromobenzene	**<25.0**	ug/kg	62.0	25.0	1	03/12/20 08:15	03/12/20 13:21	108-86-1	W
Bromochloromethane	**<25.0**	ug/kg	70.0	25.0	1	03/12/20 08:15	03/12/20 13:21	74-97-5	W
Bromodichloromethane	**<25.0**	ug/kg	60.0	25.0	1	03/12/20 08:15	03/12/20 13:21	75-27-4	W
Bromoform	**<25.0**	ug/kg	72.0	25.0	1	03/12/20 08:15	03/12/20 13:21	75-25-2	W
Bromomethane	**<63.8**	ug/kg	250	63.8	1	03/12/20 08:15	03/12/20 13:21	74-83-9	W
n-Butylbenzene	**<30.0**	ug/kg	100	30.0	1	03/12/20 08:15	03/12/20 13:21	104-51-8	W
sec-Butylbenzene	**<25.0**	ug/kg	72.0	25.0	1	03/12/20 08:15	03/12/20 13:21	135-98-8	W
tert-Butylbenzene	**<25.0**	ug/kg	62.0	25.0	1	03/12/20 08:15	03/12/20 13:21	98-06-6	W
Carbon tetrachloride	**<25.0**	ug/kg	60.0	25.0	1	03/12/20 08:15	03/12/20 13:21	56-23-5	W

REPORT OF LABORATORY ANALYSIS

This report shall not be reproduced, except in full,
without the written consent of Pace Analytical Services, LLC.

Pace Analytical Services, LLC
1241 Bellevue Street - Suite 9
Green Bay, WI 54302
(920)469-2436

ANALYTICAL RESULTS

Project: 60617051 SHOE FACTORY SITE
Pace Project No.: 40204467

Sample: SP-116/ 4-5 **Lab ID: 40204467018** Collected: 03/05/20 13:30 Received: 03/10/20 09:15 Matrix: Solid

Results reported on a "dry weight" basis and are adjusted for percent moisture, sample size and any dilutions.

Parameters	Results	Units	LOQ	LOD	DF	Prepared	Analyzed	CAS No.	Qual
8260 MSV Med Level Normal List	Analytical Method: EPA 8260 Preparation Method: EPA 5035/5030B								
Chlorobenzene	**<25.0**	ug/kg	60.0	25.0	1	03/12/20 08:15	03/12/20 13:21	108-90-7	W
Chloroethane	**<46.4**	ug/kg	250	46.4	1	03/12/20 08:15	03/12/20 13:21	75-00-3	W
Chloroform	**<47.5**	ug/kg	250	47.5	1	03/12/20 08:15	03/12/20 13:21	67-66-3	W
Chloromethane	**<25.0**	ug/kg	80.0	25.0	1	03/12/20 08:15	03/12/20 13:21	74-87-3	W
2-Chlorotoluene	**<25.0**	ug/kg	64.0	25.0	1	03/12/20 08:15	03/12/20 13:21	95-49-8	W
4-Chlorotoluene	**<25.0**	ug/kg	64.0	25.0	1	03/12/20 08:15	03/12/20 13:21	106-43-4	W
1,2-Dibromo-3-chloropropane	**<237**	ug/kg	789	237	1	03/12/20 08:15	03/12/20 13:21	96-12-8	W
Dibromochloromethane	**<229**	ug/kg	763	229	1	03/12/20 08:15	03/12/20 13:21	124-48-1	W
1,2-Dibromoethane (EDB)	**<25.0**	ug/kg	60.0	25.0	1	03/12/20 08:15	03/12/20 13:21	106-93-4	W
Dibromomethane	**<25.0**	ug/kg	60.0	25.0	1	03/12/20 08:15	03/12/20 13:21	74-95-3	W
1,2-Dichlorobenzene	**<25.0**	ug/kg	60.0	25.0	1	03/12/20 08:15	03/12/20 13:21	95-50-1	W
1,3-Dichlorobenzene	**<25.0**	ug/kg	60.0	25.0	1	03/12/20 08:15	03/12/20 13:21	541-73-1	W
1,4-Dichlorobenzene	**<25.0**	ug/kg	60.0	25.0	1	03/12/20 08:15	03/12/20 13:21	106-46-7	W
Dichlorodifluoromethane	**<25.0**	ug/kg	72.0	25.0	1	03/12/20 08:15	03/12/20 13:21	75-71-8	W
1,1-Dichloroethane	**<25.0**	ug/kg	60.0	25.0	1	03/12/20 08:15	03/12/20 13:21	75-34-3	W
1,2-Dichloroethane	**<25.0**	ug/kg	60.0	25.0	1	03/12/20 08:15	03/12/20 13:21	107-06-2	W
1,1-Dichloroethene	**<25.0**	ug/kg	60.0	25.0	1	03/12/20 08:15	03/12/20 13:21	75-35-4	W
cis-1,2-Dichloroethene	**<25.0**	ug/kg	60.0	25.0	1	03/12/20 08:15	03/12/20 13:21	156-59-2	W
trans-1,2-Dichloroethene	**<25.0**	ug/kg	67.0	25.0	1	03/12/20 08:15	03/12/20 13:21	156-60-5	W
1,2-Dichloropropane	**<25.0**	ug/kg	60.0	25.0	1	03/12/20 08:15	03/12/20 13:21	78-87-5	W
1,3-Dichloropropane	**<25.0**	ug/kg	60.0	25.0	1	03/12/20 08:15	03/12/20 13:21	142-28-9	W
2,2-Dichloropropane	**<25.0**	ug/kg	60.0	25.0	1	03/12/20 08:15	03/12/20 13:21	594-20-7	W
1,1-Dichloropropene	**<25.0**	ug/kg	60.0	25.0	1	03/12/20 08:15	03/12/20 13:21	563-58-6	W
cis-1,3-Dichloropropene	**<42.3**	ug/kg	141	42.3	1	03/12/20 08:15	03/12/20 13:21	10061-01-5	W
trans-1,3-Dichloropropene	**<25.0**	ug/kg	74.0	25.0	1	03/12/20 08:15	03/12/20 13:21	10061-02-6	W
Diisopropyl ether	**<25.0**	ug/kg	60.0	25.0	1	03/12/20 08:15	03/12/20 13:21	108-20-3	W
Ethylbenzene	**<25.0**	ug/kg	60.0	25.0	1	03/12/20 08:15	03/12/20 13:21	100-41-4	W
Hexachloro-1,3-butadiene	**<68.7**	ug/kg	229	68.7	1	03/12/20 08:15	03/12/20 13:21	87-68-3	W
Isopropylbenzene (Cumene)	**<25.0**	ug/kg	60.0	25.0	1	03/12/20 08:15	03/12/20 13:21	98-82-8	W
p-Isopropyltoluene	**<25.0**	ug/kg	72.0	25.0	1	03/12/20 08:15	03/12/20 13:21	99-87-6	W
Methylene Chloride	**<26.3**	ug/kg	88.0	26.3	1	03/12/20 08:15	03/12/20 13:21	75-09-2	W
Methyl-tert-butyl ether	**<25.0**	ug/kg	60.0	25.0	1	03/12/20 08:15	03/12/20 13:21	1634-04-4	W
Naphthalene	**<27.3**	ug/kg	91.0	27.3	1	03/12/20 08:15	03/12/20 13:21	91-20-3	W
n-Propylbenzene	**<25.0**	ug/kg	60.0	25.0	1	03/12/20 08:15	03/12/20 13:21	103-65-1	W
Styrene	**<25.0**	ug/kg	60.0	25.0	1	03/12/20 08:15	03/12/20 13:21	100-42-5	W
1,1,1,2-Tetrachloroethane	**<25.0**	ug/kg	60.0	25.0	1	03/12/20 08:15	03/12/20 13:21	630-20-6	W
1,1,2,2-Tetrachloroethane	**<25.0**	ug/kg	60.0	25.0	1	03/12/20 08:15	03/12/20 13:21	79-34-5	W
Tetrachloroethene	**<38.7**	ug/kg	129	38.7	1	03/12/20 08:15	03/12/20 13:21	127-18-4	W
Toluene	**<25.0**	ug/kg	60.0	25.0	1	03/12/20 08:15	03/12/20 13:21	108-88-3	W
1,2,3-Trichlorobenzene	**<47.3**	ug/kg	158	47.3	1	03/12/20 08:15	03/12/20 13:21	87-61-6	W
1,2,4-Trichlorobenzene	**<41.7**	ug/kg	250	41.7	1	03/12/20 08:15	03/12/20 13:21	120-82-1	W
1,1,1-Trichloroethane	**<25.0**	ug/kg	60.0	25.0	1	03/12/20 08:15	03/12/20 13:21	71-55-6	W
1,1,2-Trichloroethane	**<25.0**	ug/kg	60.0	25.0	1	03/12/20 08:15	03/12/20 13:21	79-00-5	W
Trichloroethene	**<25.0**	ug/kg	60.0	25.0	1	03/12/20 08:15	03/12/20 13:21	79-01-6	W
Trichlorofluoromethane	**<25.0**	ug/kg	65.0	25.0	1	03/12/20 08:15	03/12/20 13:21	75-69-4	W

REPORT OF LABORATORY ANALYSIS

This report shall not be reproduced, except in full,
without the written consent of Pace Analytical Services, LLC.

Pace Analytical Services, LLC
1241 Bellevue Street - Suite 9
Green Bay, WI 54302
(920)469-2436

ANALYTICAL RESULTS

Project: 60617051 SHOE FACTORY SITE
Pace Project No.: 40204467

Sample: SP-116/ 4-5 **Lab ID: 40204467018** Collected: 03/05/20 13:30 Received: 03/10/20 09:15 Matrix: Solid

Results reported on a "dry weight" basis and are adjusted for percent moisture, sample size and any dilutions.

Parameters	Results	Units	LOQ	LOD	DF	Prepared	Analyzed	CAS No.	Qual
8260 MSV Med Level Normal List	Analytical Method: EPA 8260 Preparation Method: EPA 5035/5030B								
1,2,3-Trichloropropane	**<37.4**	ug/kg	125	37.4	1	03/12/20 08:15	03/12/20 13:21	96-18-4	W
1,2,4-Trimethylbenzene	**<25.0**	ug/kg	60.0	25.0	1	03/12/20 08:15	03/12/20 13:21	95-63-6	W
1,3,5-Trimethylbenzene	**<25.0**	ug/kg	60.0	25.0	1	03/12/20 08:15	03/12/20 13:21	108-67-8	W
Vinyl chloride	**<25.0**	ug/kg	60.0	25.0	1	03/12/20 08:15	03/12/20 13:21	75-01-4	W
Xylene (Total)	**<75.0**	ug/kg	180	75.0	1	03/12/20 08:15	03/12/20 13:21	1330-20-7	W
m&p-Xylene	**<50.0**	ug/kg	120	50.0	1	03/12/20 08:15	03/12/20 13:21	179601-23-1	W
o-Xylene	**<25.0**	ug/kg	60.0	25.0	1	03/12/20 08:15	03/12/20 13:21	95-47-6	W
Surrogates									
Dibromofluoromethane (S)	118	%	57-146		1	03/12/20 08:15	03/12/20 13:21	1868-53-7	
Toluene-d8 (S)	127	%	64-134		1	03/12/20 08:15	03/12/20 13:21	2037-26-5	
4-Bromofluorobenzene (S)	112	%	54-126		1	03/12/20 08:15	03/12/20 13:21	460-00-4	
Percent Moisture	Analytical Method: ASTM D2974-87								
Percent Moisture	**25.7**	%	0.10	0.10	1		03/13/20 11:36		

REPORT OF LABORATORY ANALYSIS

This report shall not be reproduced, except in full,
without the written consent of Pace Analytical Services, LLC.

Pace Analytical Services, LLC
1241 Bellevue Street - Suite 9
Green Bay, WI 54302
(920)469-2436

ANALYTICAL RESULTS

Project: 60617051 SHOE FACTORY SITE
Pace Project No.: 40204467

Sample: SP-113/ 3-4 **Lab ID: 40204467019** Collected: 03/05/20 13:45 Received: 03/10/20 09:15 Matrix: Solid

Results reported on a "dry weight" basis and are adjusted for percent moisture, sample size and any dilutions.

Parameters	Results	Units	LOQ	LOD	DF	Prepared	Analyzed	CAS No.	Qual
6010 MET ICP	Analytical Method: EPA 6010 Preparation Method: EPA 3050								
Arsenic	**2.9J**	mg/kg	5.5	1.6	1	03/11/20 08:07	03/11/20 19:15	7440-38-2	
Barium	**68.3**	mg/kg	0.56	0.17	1	03/11/20 08:07	03/11/20 19:15	7440-39-3	
Cadmium	**<0.15**	mg/kg	0.56	0.15	1	03/11/20 08:07	03/11/20 19:15	7440-43-9	
Chromium	**14.7**	mg/kg	1.1	0.31	1	03/11/20 08:07	03/11/20 19:15	7440-47-3	
Lead	**7.1**	mg/kg	2.2	0.67	1	03/11/20 08:07	03/11/20 19:15	7439-92-1	
Selenium	**<1.5**	mg/kg	4.9	1.5	1	03/11/20 08:07	03/11/20 19:15	7782-49-2	
Silver	**<0.34**	mg/kg	1.1	0.34	1	03/11/20 08:07	03/11/20 19:15	7440-22-4	
7471 Mercury	Analytical Method: EPA 7471 Preparation Method: EPA 7471								
Mercury	**0.018J**	mg/kg	0.038	0.011	1	03/12/20 08:32	03/12/20 14:40	7439-97-6	
8270 MSSV PAH by SIM	Analytical Method: EPA 8270 by SIM Preparation Method: EPA 3546								
Acenaphthene	**<2.4**	ug/kg	18.9	2.4	1	03/12/20 08:46	03/16/20 08:33	83-32-9	
Acenaphthylene	**<2.4**	ug/kg	18.9	2.4	1	03/12/20 08:46	03/16/20 08:33	208-96-8	
Anthracene	**<2.3**	ug/kg	18.9	2.3	1	03/12/20 08:46	03/16/20 08:33	120-12-7	
Benzo(a)anthracene	**<2.4**	ug/kg	18.9	2.4	1	03/12/20 08:46	03/16/20 08:33	56-55-3	
Benzo(a)pyrene	**<2.1**	ug/kg	18.9	2.1	1	03/12/20 08:46	03/16/20 08:33	50-32-8	
Benzo(b)fluoranthene	**<2.6**	ug/kg	18.9	2.6	1	03/12/20 08:46	03/16/20 08:33	205-99-2	
Benzo(g,h,i)perylene	**<3.3**	ug/kg	18.9	3.3	1	03/12/20 08:46	03/16/20 08:33	191-24-2	
Benzo(k)fluoranthene	**<2.4**	ug/kg	18.9	2.4	1	03/12/20 08:46	03/16/20 08:33	207-08-9	
Chrysene	**<3.6**	ug/kg	18.9	3.6	1	03/12/20 08:46	03/16/20 08:33	218-01-9	
Dibenz(a,h)anthracene	**<2.6**	ug/kg	18.9	2.6	1	03/12/20 08:46	03/16/20 08:33	53-70-3	
Fluoranthene	**<2.2**	ug/kg	18.9	2.2	1	03/12/20 08:46	03/16/20 08:33	206-44-0	
Fluorene	**<2.3**	ug/kg	18.9	2.3	1	03/12/20 08:46	03/16/20 08:33	86-73-7	
Indeno(1,2,3-cd)pyrene	**<3.9**	ug/kg	18.9	3.9	1	03/12/20 08:46	03/16/20 08:33	193-39-5	
1-Methylnaphthalene	**<2.8**	ug/kg	18.9	2.8	1	03/12/20 08:46	03/16/20 08:33	90-12-0	
2-Methylnaphthalene	**<2.8**	ug/kg	18.9	2.8	1	03/12/20 08:46	03/16/20 08:33	91-57-6	
Naphthalene	**<1.8**	ug/kg	18.9	1.8	1	03/12/20 08:46	03/16/20 08:33	91-20-3	
Phenanthrene	**<2.2**	ug/kg	18.9	2.2	1	03/12/20 08:46	03/16/20 08:33	85-01-8	
Pyrene	**<2.8**	ug/kg	18.9	2.8	1	03/12/20 08:46	03/16/20 08:33	129-00-0	
Surrogates									
2-Fluorobiphenyl (S)	75	%	42-92		1	03/12/20 08:46	03/16/20 08:33	321-60-8	
Terphenyl-d14 (S)	71	%	40-92		1	03/12/20 08:46	03/16/20 08:33	1718-51-0	
8260 MSV Med Level Normal List	Analytical Method: EPA 8260 Preparation Method: EPA 5035/5030B								
Benzene	**<25.0**	ug/kg	60.0	25.0	1	03/12/20 08:15	03/12/20 13:38	71-43-2	W
Bromobenzene	**<25.0**	ug/kg	62.0	25.0	1	03/12/20 08:15	03/12/20 13:38	108-86-1	W
Bromochloromethane	**<25.0**	ug/kg	70.0	25.0	1	03/12/20 08:15	03/12/20 13:38	74-97-5	W
Bromodichloromethane	**<25.0**	ug/kg	60.0	25.0	1	03/12/20 08:15	03/12/20 13:38	75-27-4	W
Bromoform	**<25.0**	ug/kg	72.0	25.0	1	03/12/20 08:15	03/12/20 13:38	75-25-2	W
Bromomethane	**<63.8**	ug/kg	250	63.8	1	03/12/20 08:15	03/12/20 13:38	74-83-9	W
n-Butylbenzene	**<30.0**	ug/kg	100	30.0	1	03/12/20 08:15	03/12/20 13:38	104-51-8	W
sec-Butylbenzene	**<25.0**	ug/kg	72.0	25.0	1	03/12/20 08:15	03/12/20 13:38	135-98-8	W
tert-Butylbenzene	**<25.0**	ug/kg	62.0	25.0	1	03/12/20 08:15	03/12/20 13:38	98-06-6	W
Carbon tetrachloride	**<25.0**	ug/kg	60.0	25.0	1	03/12/20 08:15	03/12/20 13:38	56-23-5	W

REPORT OF LABORATORY ANALYSIS

This report shall not be reproduced, except in full,
without the written consent of Pace Analytical Services, LLC.

Pace Analytical Services, LLC
1241 Bellevue Street - Suite 9
Green Bay, WI 54302
(920)469-2436

ANALYTICAL RESULTS

Project: 60617051 SHOE FACTORY SITE
Pace Project No.: 40204467

Sample: SP-113/ 3-4 **Lab ID: 40204467019** Collected: 03/05/20 13:45 Received: 03/10/20 09:15 Matrix: Solid

Results reported on a "dry weight" basis and are adjusted for percent moisture, sample size and any dilutions.

Parameters	Results	Units	LOQ	LOD	DF	Prepared	Analyzed	CAS No.	Qual
8260 MSV Med Level Normal List	Analytical Method: EPA 8260 Preparation Method: EPA 5035/5030B								
Chlorobenzene	**<25.0**	ug/kg	60.0	25.0	1	03/12/20 08:15	03/12/20 13:38	108-90-7	W
Chloroethane	**<46.4**	ug/kg	250	46.4	1	03/12/20 08:15	03/12/20 13:38	75-00-3	W
Chloroform	**<47.5**	ug/kg	250	47.5	1	03/12/20 08:15	03/12/20 13:38	67-66-3	W
Chloromethane	**<25.0**	ug/kg	80.0	25.0	1	03/12/20 08:15	03/12/20 13:38	74-87-3	W
2-Chlorotoluene	**<25.0**	ug/kg	64.0	25.0	1	03/12/20 08:15	03/12/20 13:38	95-49-8	W
4-Chlorotoluene	**<25.0**	ug/kg	64.0	25.0	1	03/12/20 08:15	03/12/20 13:38	106-43-4	W
1,2-Dibromo-3-chloropropane	**<237**	ug/kg	789	237	1	03/12/20 08:15	03/12/20 13:38	96-12-8	W
Dibromochloromethane	**<229**	ug/kg	763	229	1	03/12/20 08:15	03/12/20 13:38	124-48-1	W
1,2-Dibromoethane (EDB)	**<25.0**	ug/kg	60.0	25.0	1	03/12/20 08:15	03/12/20 13:38	106-93-4	W
Dibromomethane	**<25.0**	ug/kg	60.0	25.0	1	03/12/20 08:15	03/12/20 13:38	74-95-3	W
1,2-Dichlorobenzene	**<25.0**	ug/kg	60.0	25.0	1	03/12/20 08:15	03/12/20 13:38	95-50-1	W
1,3-Dichlorobenzene	**<25.0**	ug/kg	60.0	25.0	1	03/12/20 08:15	03/12/20 13:38	541-73-1	W
1,4-Dichlorobenzene	**<25.0**	ug/kg	60.0	25.0	1	03/12/20 08:15	03/12/20 13:38	106-46-7	W
Dichlorodifluoromethane	**<25.0**	ug/kg	72.0	25.0	1	03/12/20 08:15	03/12/20 13:38	75-71-8	W
1,1-Dichloroethane	**<25.0**	ug/kg	60.0	25.0	1	03/12/20 08:15	03/12/20 13:38	75-34-3	W
1,2-Dichloroethane	**<25.0**	ug/kg	60.0	25.0	1	03/12/20 08:15	03/12/20 13:38	107-06-2	W
1,1-Dichloroethene	**<25.0**	ug/kg	60.0	25.0	1	03/12/20 08:15	03/12/20 13:38	75-35-4	W
cis-1,2-Dichloroethene	**<25.0**	ug/kg	60.0	25.0	1	03/12/20 08:15	03/12/20 13:38	156-59-2	W
trans-1,2-Dichloroethene	**<25.0**	ug/kg	67.0	25.0	1	03/12/20 08:15	03/12/20 13:38	156-60-5	W
1,2-Dichloropropane	**<25.0**	ug/kg	60.0	25.0	1	03/12/20 08:15	03/12/20 13:38	78-87-5	W
1,3-Dichloropropane	**<25.0**	ug/kg	60.0	25.0	1	03/12/20 08:15	03/12/20 13:38	142-28-9	W
2,2-Dichloropropane	**<25.0**	ug/kg	60.0	25.0	1	03/12/20 08:15	03/12/20 13:38	594-20-7	W
1,1-Dichloropropene	**<25.0**	ug/kg	60.0	25.0	1	03/12/20 08:15	03/12/20 13:38	563-58-6	W
cis-1,3-Dichloropropene	**<42.3**	ug/kg	141	42.3	1	03/12/20 08:15	03/12/20 13:38	10061-01-5	W
trans-1,3-Dichloropropene	**<25.0**	ug/kg	74.0	25.0	1	03/12/20 08:15	03/12/20 13:38	10061-02-6	W
Diisopropyl ether	**<25.0**	ug/kg	60.0	25.0	1	03/12/20 08:15	03/12/20 13:38	108-20-3	W
Ethylbenzene	**<25.0**	ug/kg	60.0	25.0	1	03/12/20 08:15	03/12/20 13:38	100-41-4	W
Hexachloro-1,3-butadiene	**<68.7**	ug/kg	229	68.7	1	03/12/20 08:15	03/12/20 13:38	87-68-3	W
Isopropylbenzene (Cumene)	**<25.0**	ug/kg	60.0	25.0	1	03/12/20 08:15	03/12/20 13:38	98-82-8	W
p-Isopropyltoluene	**<25.0**	ug/kg	72.0	25.0	1	03/12/20 08:15	03/12/20 13:38	99-87-6	W
Methylene Chloride	**<26.3**	ug/kg	88.0	26.3	1	03/12/20 08:15	03/12/20 13:38	75-09-2	W
Methyl-tert-butyl ether	**<25.0**	ug/kg	60.0	25.0	1	03/12/20 08:15	03/12/20 13:38	1634-04-4	W
Naphthalene	**<27.3**	ug/kg	91.0	27.3	1	03/12/20 08:15	03/12/20 13:38	91-20-3	W
n-Propylbenzene	**<25.0**	ug/kg	60.0	25.0	1	03/12/20 08:15	03/12/20 13:38	103-65-1	W
Styrene	**<25.0**	ug/kg	60.0	25.0	1	03/12/20 08:15	03/12/20 13:38	100-42-5	W
1,1,1,2-Tetrachloroethane	**<25.0**	ug/kg	60.0	25.0	1	03/12/20 08:15	03/12/20 13:38	630-20-6	W
1,1,2,2-Tetrachloroethane	**<25.0**	ug/kg	60.0	25.0	1	03/12/20 08:15	03/12/20 13:38	79-34-5	W
Tetrachloroethene	**<38.7**	ug/kg	129	38.7	1	03/12/20 08:15	03/12/20 13:38	127-18-4	W
Toluene	**<25.0**	ug/kg	60.0	25.0	1	03/12/20 08:15	03/12/20 13:38	108-88-3	W
1,2,3-Trichlorobenzene	**<47.3**	ug/kg	158	47.3	1	03/12/20 08:15	03/12/20 13:38	87-61-6	W
1,2,4-Trichlorobenzene	**<41.7**	ug/kg	250	41.7	1	03/12/20 08:15	03/12/20 13:38	120-82-1	W
1,1,1-Trichloroethane	**<25.0**	ug/kg	60.0	25.0	1	03/12/20 08:15	03/12/20 13:38	71-55-6	W
1,1,2-Trichloroethane	**<25.0**	ug/kg	60.0	25.0	1	03/12/20 08:15	03/12/20 13:38	79-00-5	W
Trichloroethene	**<25.0**	ug/kg	60.0	25.0	1	03/12/20 08:15	03/12/20 13:38	79-01-6	W
Trichlorofluoromethane	**<25.0**	ug/kg	65.0	25.0	1	03/12/20 08:15	03/12/20 13:38	75-69-4	W

REPORT OF LABORATORY ANALYSIS

This report shall not be reproduced, except in full,
without the written consent of Pace Analytical Services, LLC.

Pace Analytical Services, LLC
1241 Bellevue Street - Suite 9
Green Bay, WI 54302
(920)469-2436

ANALYTICAL RESULTS

Project: 60617051 SHOE FACTORY SITE
Pace Project No.: 40204467

Sample: SP-113/ 3-4 **Lab ID: 40204467019** Collected: 03/05/20 13:45 Received: 03/10/20 09:15 Matrix: Solid

Results reported on a "dry weight" basis and are adjusted for percent moisture, sample size and any dilutions.

Parameters	Results	Units	LOQ	LOD	DF	Prepared	Analyzed	CAS No.	Qual
8260 MSV Med Level Normal List	Analytical Method: EPA 8260 Preparation Method: EPA 5035/5030B								
1,2,3-Trichloropropane	**<37.4**	ug/kg	125	37.4	1	03/12/20 08:15	03/12/20 13:38	96-18-4	W
1,2,4-Trimethylbenzene	**<25.0**	ug/kg	60.0	25.0	1	03/12/20 08:15	03/12/20 13:38	95-63-6	W
1,3,5-Trimethylbenzene	**<25.0**	ug/kg	60.0	25.0	1	03/12/20 08:15	03/12/20 13:38	108-67-8	W
Vinyl chloride	**<25.0**	ug/kg	60.0	25.0	1	03/12/20 08:15	03/12/20 13:38	75-01-4	W
Xylene (Total)	**<75.0**	ug/kg	180	75.0	1	03/12/20 08:15	03/12/20 13:38	1330-20-7	W
m&p-Xylene	**<50.0**	ug/kg	120	50.0	1	03/12/20 08:15	03/12/20 13:38	179601-23-1	W
o-Xylene	**<25.0**	ug/kg	60.0	25.0	1	03/12/20 08:15	03/12/20 13:38	95-47-6	W
Surrogates									
Dibromofluoromethane (S)	110	%	57-146		1	03/12/20 08:15	03/12/20 13:38	1868-53-7	
Toluene-d8 (S)	118	%	64-134		1	03/12/20 08:15	03/12/20 13:38	2037-26-5	
4-Bromofluorobenzene (S)	102	%	54-126		1	03/12/20 08:15	03/12/20 13:38	460-00-4	
Percent Moisture	Analytical Method: ASTM D2974-87								
Percent Moisture	**11.5**	%	0.10	0.10	1		03/13/20 11:36		

REPORT OF LABORATORY ANALYSIS

This report shall not be reproduced, except in full,
without the written consent of Pace Analytical Services, LLC.

Pace Analytical Services, LLC
1241 Bellevue Street - Suite 9
Green Bay, WI 54302
(920)469-2436

ANALYTICAL RESULTS

Project: 60617051 SHOE FACTORY SITE
Pace Project No.: 40204467

Sample: SP-113/ 5-6 **Lab ID: 40204467020** Collected: 03/05/20 13:50 Received: 03/10/20 09:15 Matrix: Solid

Results reported on a "dry weight" basis and are adjusted for percent moisture, sample size and any dilutions.

Parameters	Results	Units	LOQ	LOD	DF	Prepared	Analyzed	CAS No.	Qual
6010 MET ICP	Analytical Method: EPA 6010 Preparation Method: EPA 3050								
Arsenic	**6.3J**	mg/kg	6.6	2.0	1	03/11/20 08:07	03/12/20 14:17	7440-38-2	
Barium	**225**	mg/kg	0.68	0.20	1	03/11/20 08:07	03/12/20 14:17	7440-39-3	
Cadmium	**<0.18**	mg/kg	0.68	0.18	1	03/11/20 08:07	03/12/20 14:17	7440-43-9	
Chromium	**27.6**	mg/kg	2.7	0.75	2	03/11/20 08:07	03/13/20 11:21	7440-47-3	
Lead	**13.4**	mg/kg	5.4	1.6	2	03/11/20 08:07	03/13/20 11:21	7439-92-1	
Selenium	**<1.8**	mg/kg	5.9	1.8	1	03/11/20 08:07	03/12/20 14:17	7782-49-2	
Silver	**<0.42**	mg/kg	1.4	0.42	1	03/11/20 08:07	03/12/20 14:17	7440-22-4	
7471 Mercury	Analytical Method: EPA 7471 Preparation Method: EPA 7471								
Mercury	**0.069**	mg/kg	0.044	0.013	1	03/12/20 08:47	03/12/20 15:08	7439-97-6	B
8270 MSSV PAH by SIM	Analytical Method: EPA 8270 by SIM Preparation Method: EPA 3546								
Acenaphthene	**<2.9**	ug/kg	22.7	2.9	1	03/12/20 08:46	03/16/20 09:43	83-32-9	
Acenaphthylene	**<2.9**	ug/kg	22.7	2.9	1	03/12/20 08:46	03/16/20 09:43	208-96-8	
Anthracene	**<2.8**	ug/kg	22.7	2.8	1	03/12/20 08:46	03/16/20 09:43	120-12-7	
Benzo(a)anthracene	**<2.9**	ug/kg	22.7	2.9	1	03/12/20 08:46	03/16/20 09:43	56-55-3	
Benzo(a)pyrene	**<2.6**	ug/kg	22.7	2.6	1	03/12/20 08:46	03/16/20 09:43	50-32-8	
Benzo(b)fluoranthene	**<3.1**	ug/kg	22.7	3.1	1	03/12/20 08:46	03/16/20 09:43	205-99-2	
Benzo(g,h,i)perylene	**<4.0**	ug/kg	22.7	4.0	1	03/12/20 08:46	03/16/20 09:43	191-24-2	
Benzo(k)fluoranthene	**<2.9**	ug/kg	22.7	2.9	1	03/12/20 08:46	03/16/20 09:43	207-08-9	
Chrysene	**<4.3**	ug/kg	22.7	4.3	1	03/12/20 08:46	03/16/20 09:43	218-01-9	
Dibenz(a,h)anthracene	**<3.1**	ug/kg	22.7	3.1	1	03/12/20 08:46	03/16/20 09:43	53-70-3	
Fluoranthene	**4.7J**	ug/kg	22.7	2.7	1	03/12/20 08:46	03/16/20 09:43	206-44-0	
Fluorene	**<2.7**	ug/kg	22.7	2.7	1	03/12/20 08:46	03/16/20 09:43	86-73-7	
Indeno(1,2,3-cd)pyrene	**<4.7**	ug/kg	22.7	4.7	1	03/12/20 08:46	03/16/20 09:43	193-39-5	
1-Methylnaphthalene	**<3.3**	ug/kg	22.7	3.3	1	03/12/20 08:46	03/16/20 09:43	90-12-0	
2-Methylnaphthalene	**<3.3**	ug/kg	22.7	3.3	1	03/12/20 08:46	03/16/20 09:43	91-57-6	
Naphthalene	**12.5J**	ug/kg	22.7	2.2	1	03/12/20 08:46	03/16/20 09:43	91-20-3	
Phenanthrene	**<2.6**	ug/kg	22.7	2.6	1	03/12/20 08:46	03/16/20 09:43	85-01-8	
Pyrene	**<3.3**	ug/kg	22.7	3.3	1	03/12/20 08:46	03/16/20 09:43	129-00-0	
Surrogates									
2-Fluorobiphenyl (S)	72	%	42-92		1	03/12/20 08:46	03/16/20 09:43	321-60-8	
Terphenyl-d14 (S)	67	%	40-92		1	03/12/20 08:46	03/16/20 09:43	1718-51-0	
8260 MSV Med Level Normal List	Analytical Method: EPA 8260 Preparation Method: EPA 5035/5030B								
Benzene	**<25.0**	ug/kg	60.0	25.0	1	03/12/20 08:15	03/12/20 13:56	71-43-2	W
Bromobenzene	**<25.0**	ug/kg	62.0	25.0	1	03/12/20 08:15	03/12/20 13:56	108-86-1	W
Bromochloromethane	**<25.0**	ug/kg	70.0	25.0	1	03/12/20 08:15	03/12/20 13:56	74-97-5	W
Bromodichloromethane	**<25.0**	ug/kg	60.0	25.0	1	03/12/20 08:15	03/12/20 13:56	75-27-4	W
Bromoform	**<25.0**	ug/kg	72.0	25.0	1	03/12/20 08:15	03/12/20 13:56	75-25-2	W
Bromomethane	**<63.8**	ug/kg	250	63.8	1	03/12/20 08:15	03/12/20 13:56	74-83-9	W
n-Butylbenzene	**<30.0**	ug/kg	100	30.0	1	03/12/20 08:15	03/12/20 13:56	104-51-8	W
sec-Butylbenzene	**<25.0**	ug/kg	72.0	25.0	1	03/12/20 08:15	03/12/20 13:56	135-98-8	W
tert-Butylbenzene	**<25.0**	ug/kg	62.0	25.0	1	03/12/20 08:15	03/12/20 13:56	98-06-6	W
Carbon tetrachloride	**<25.0**	ug/kg	60.0	25.0	1	03/12/20 08:15	03/12/20 13:56	56-23-5	W

REPORT OF LABORATORY ANALYSIS

This report shall not be reproduced, except in full,
without the written consent of Pace Analytical Services, LLC.

Pace Analytical Services, LLC
1241 Bellevue Street - Suite 9
Green Bay, WI 54302
(920)469-2436

ANALYTICAL RESULTS

Project: 60617051 SHOE FACTORY SITE
Pace Project No.: 40204467

Sample: SP-113/ 5-6 **Lab ID: 40204467020** Collected: 03/05/20 13:50 Received: 03/10/20 09:15 Matrix: Solid

Results reported on a "dry weight" basis and are adjusted for percent moisture, sample size and any dilutions.

Parameters	Results	Units	LOQ	LOD	DF	Prepared	Analyzed	CAS No.	Qual
8260 MSV Med Level Normal List	Analytical Method: EPA 8260 Preparation Method: EPA 5035/5030B								
Chlorobenzene	**<25.0**	ug/kg	60.0	25.0	1	03/12/20 08:15	03/12/20 13:56	108-90-7	W
Chloroethane	**<46.4**	ug/kg	250	46.4	1	03/12/20 08:15	03/12/20 13:56	75-00-3	W
Chloroform	**<47.5**	ug/kg	250	47.5	1	03/12/20 08:15	03/12/20 13:56	67-66-3	W
Chloromethane	**<25.0**	ug/kg	80.0	25.0	1	03/12/20 08:15	03/12/20 13:56	74-87-3	W
2-Chlorotoluene	**<25.0**	ug/kg	64.0	25.0	1	03/12/20 08:15	03/12/20 13:56	95-49-8	W
4-Chlorotoluene	**<25.0**	ug/kg	64.0	25.0	1	03/12/20 08:15	03/12/20 13:56	106-43-4	W
1,2-Dibromo-3-chloropropane	**<237**	ug/kg	789	237	1	03/12/20 08:15	03/12/20 13:56	96-12-8	W
Dibromochloromethane	**<229**	ug/kg	763	229	1	03/12/20 08:15	03/12/20 13:56	124-48-1	W
1,2-Dibromoethane (EDB)	**<25.0**	ug/kg	60.0	25.0	1	03/12/20 08:15	03/12/20 13:56	106-93-4	W
Dibromomethane	**<25.0**	ug/kg	60.0	25.0	1	03/12/20 08:15	03/12/20 13:56	74-95-3	W
1,2-Dichlorobenzene	**<25.0**	ug/kg	60.0	25.0	1	03/12/20 08:15	03/12/20 13:56	95-50-1	W
1,3-Dichlorobenzene	**<25.0**	ug/kg	60.0	25.0	1	03/12/20 08:15	03/12/20 13:56	541-73-1	W
1,4-Dichlorobenzene	**<25.0**	ug/kg	60.0	25.0	1	03/12/20 08:15	03/12/20 13:56	106-46-7	W
Dichlorodifluoromethane	**<25.0**	ug/kg	72.0	25.0	1	03/12/20 08:15	03/12/20 13:56	75-71-8	W
1,1-Dichloroethane	**<25.0**	ug/kg	60.0	25.0	1	03/12/20 08:15	03/12/20 13:56	75-34-3	W
1,2-Dichloroethane	**<25.0**	ug/kg	60.0	25.0	1	03/12/20 08:15	03/12/20 13:56	107-06-2	W
1,1-Dichloroethene	**<25.0**	ug/kg	60.0	25.0	1	03/12/20 08:15	03/12/20 13:56	75-35-4	W
cis-1,2-Dichloroethene	**<25.0**	ug/kg	60.0	25.0	1	03/12/20 08:15	03/12/20 13:56	156-59-2	W
trans-1,2-Dichloroethene	**<25.0**	ug/kg	67.0	25.0	1	03/12/20 08:15	03/12/20 13:56	156-60-5	W
1,2-Dichloropropane	**<25.0**	ug/kg	60.0	25.0	1	03/12/20 08:15	03/12/20 13:56	78-87-5	W
1,3-Dichloropropane	**<25.0**	ug/kg	60.0	25.0	1	03/12/20 08:15	03/12/20 13:56	142-28-9	W
2,2-Dichloropropane	**<25.0**	ug/kg	60.0	25.0	1	03/12/20 08:15	03/12/20 13:56	594-20-7	W
1,1-Dichloropropene	**<25.0**	ug/kg	60.0	25.0	1	03/12/20 08:15	03/12/20 13:56	563-58-6	W
cis-1,3-Dichloropropene	**<42.3**	ug/kg	141	42.3	1	03/12/20 08:15	03/12/20 13:56	10061-01-5	W
trans-1,3-Dichloropropene	**<25.0**	ug/kg	74.0	25.0	1	03/12/20 08:15	03/12/20 13:56	10061-02-6	W
Diisopropyl ether	**<25.0**	ug/kg	60.0	25.0	1	03/12/20 08:15	03/12/20 13:56	108-20-3	W
Ethylbenzene	**<25.0**	ug/kg	60.0	25.0	1	03/12/20 08:15	03/12/20 13:56	100-41-4	W
Hexachloro-1,3-butadiene	**<68.7**	ug/kg	229	68.7	1	03/12/20 08:15	03/12/20 13:56	87-68-3	W
Isopropylbenzene (Cumene)	**<25.0**	ug/kg	60.0	25.0	1	03/12/20 08:15	03/12/20 13:56	98-82-8	W
p-Isopropyltoluene	**<25.0**	ug/kg	72.0	25.0	1	03/12/20 08:15	03/12/20 13:56	99-87-6	W
Methylene Chloride	**<26.3**	ug/kg	88.0	26.3	1	03/12/20 08:15	03/12/20 13:56	75-09-2	W
Methyl-tert-butyl ether	**<25.0**	ug/kg	60.0	25.0	1	03/12/20 08:15	03/12/20 13:56	1634-04-4	W
Naphthalene	**<27.3**	ug/kg	91.0	27.3	1	03/12/20 08:15	03/12/20 13:56	91-20-3	W
n-Propylbenzene	**<25.0**	ug/kg	60.0	25.0	1	03/12/20 08:15	03/12/20 13:56	103-65-1	W
Styrene	**<25.0**	ug/kg	60.0	25.0	1	03/12/20 08:15	03/12/20 13:56	100-42-5	W
1,1,1,2-Tetrachloroethane	**<25.0**	ug/kg	60.0	25.0	1	03/12/20 08:15	03/12/20 13:56	630-20-6	W
1,1,2,2-Tetrachloroethane	**<25.0**	ug/kg	60.0	25.0	1	03/12/20 08:15	03/12/20 13:56	79-34-5	W
Tetrachloroethene	**<38.7**	ug/kg	129	38.7	1	03/12/20 08:15	03/12/20 13:56	127-18-4	W
Toluene	**<25.0**	ug/kg	60.0	25.0	1	03/12/20 08:15	03/12/20 13:56	108-88-3	W
1,2,3-Trichlorobenzene	**<47.3**	ug/kg	158	47.3	1	03/12/20 08:15	03/12/20 13:56	87-61-6	W
1,2,4-Trichlorobenzene	**<41.7**	ug/kg	250	41.7	1	03/12/20 08:15	03/12/20 13:56	120-82-1	W
1,1,1-Trichloroethane	**<25.0**	ug/kg	60.0	25.0	1	03/12/20 08:15	03/12/20 13:56	71-55-6	W
1,1,2-Trichloroethane	**<25.0**	ug/kg	60.0	25.0	1	03/12/20 08:15	03/12/20 13:56	79-00-5	W
Trichloroethene	**<25.0**	ug/kg	60.0	25.0	1	03/12/20 08:15	03/12/20 13:56	79-01-6	W
Trichlorofluoromethane	**<25.0**	ug/kg	65.0	25.0	1	03/12/20 08:15	03/12/20 13:56	75-69-4	W

REPORT OF LABORATORY ANALYSIS

This report shall not be reproduced, except in full,
without the written consent of Pace Analytical Services, LLC.

Pace Analytical Services, LLC
1241 Bellevue Street - Suite 9
Green Bay, WI 54302
(920)469-2436

ANALYTICAL RESULTS

Project: 60617051 SHOE FACTORY SITE
Pace Project No.: 40204467

Sample: SP-113/ 5-6 **Lab ID: 40204467020** Collected: 03/05/20 13:50 Received: 03/10/20 09:15 Matrix: Solid

Results reported on a "dry weight" basis and are adjusted for percent moisture, sample size and any dilutions.

Parameters	Results	Units	LOQ	LOD	DF	Prepared	Analyzed	CAS No.	Qual
8260 MSV Med Level Normal List	Analytical Method: EPA 8260 Preparation Method: EPA 5035/5030B								
1,2,3-Trichloropropane	**<37.4**	ug/kg	125	37.4	1	03/12/20 08:15	03/12/20 13:56	96-18-4	W
1,2,4-Trimethylbenzene	**<25.0**	ug/kg	60.0	25.0	1	03/12/20 08:15	03/12/20 13:56	95-63-6	W
1,3,5-Trimethylbenzene	**<25.0**	ug/kg	60.0	25.0	1	03/12/20 08:15	03/12/20 13:56	108-67-8	W
Vinyl chloride	**<25.0**	ug/kg	60.0	25.0	1	03/12/20 08:15	03/12/20 13:56	75-01-4	W
Xylene (Total)	**<75.0**	ug/kg	180	75.0	1	03/12/20 08:15	03/12/20 13:56	1330-20-7	W
m&p-Xylene	**<50.0**	ug/kg	120	50.0	1	03/12/20 08:15	03/12/20 13:56	179601-23-1	W
o-Xylene	**<25.0**	ug/kg	60.0	25.0	1	03/12/20 08:15	03/12/20 13:56	95-47-6	W
Surrogates									
Dibromofluoromethane (S)	116	%	57-146		1	03/12/20 08:15	03/12/20 13:56	1868-53-7	
Toluene-d8 (S)	126	%	64-134		1	03/12/20 08:15	03/12/20 13:56	2037-26-5	
4-Bromofluorobenzene (S)	109	%	54-126		1	03/12/20 08:15	03/12/20 13:56	460-00-4	
Percent Moisture	Analytical Method: ASTM D2974-87								
Percent Moisture	**26.3**	%	0.10	0.10	1		03/13/20 11:36		

REPORT OF LABORATORY ANALYSIS

This report shall not be reproduced, except in full,
without the written consent of Pace Analytical Services, LLC.

Pace Analytical Services, LLC
1241 Bellevue Street - Suite 9
Green Bay, WI 54302
(920)469-2436

ANALYTICAL RESULTS

Project: 60617051 SHOE FACTORY SITE
Pace Project No.: 40204467

Sample: SP-114/ 4-5 **Lab ID: 40204467021** Collected: 03/05/20 14:30 Received: 03/10/20 09:15 Matrix: Solid

Results reported on a "dry weight" basis and are adjusted for percent moisture, sample size and any dilutions.

Parameters	Results	Units	LOQ	LOD	DF	Prepared	Analyzed	CAS No.	Qual
6010 MET ICP	Analytical Method: EPA 6010 Preparation Method: EPA 3050								
Arsenic	**2.8J**	mg/kg	5.3	1.6	1	03/11/20 08:07	03/11/20 19:24	7440-38-2	
Barium	**35.2**	mg/kg	0.55	0.16	1	03/11/20 08:07	03/11/20 19:24	7440-39-3	
Cadmium	**<0.15**	mg/kg	0.55	0.15	1	03/11/20 08:07	03/11/20 19:24	7440-43-9	
Chromium	**12.6**	mg/kg	1.1	0.30	1	03/11/20 08:07	03/11/20 19:24	7440-47-3	
Lead	**5.2**	mg/kg	2.2	0.66	1	03/11/20 08:07	03/11/20 19:24	7439-92-1	
Selenium	**<1.4**	mg/kg	4.8	1.4	1	03/11/20 08:07	03/11/20 19:24	7782-49-2	
Silver	**<0.34**	mg/kg	1.1	0.34	1	03/11/20 08:07	03/11/20 19:24	7440-22-4	
7471 Mercury	Analytical Method: EPA 7471 Preparation Method: EPA 7471								
Mercury	**0.036J**	mg/kg	0.037	0.011	1	03/12/20 08:47	03/12/20 15:10	7439-97-6	B
8270 MSSV PAH by SIM	Analytical Method: EPA 8270 by SIM Preparation Method: EPA 3546								
Acenaphthene	**<2.5**	ug/kg	18.9	2.5	1	03/12/20 08:46	03/16/20 10:00	83-32-9	
Acenaphthylene	**<2.4**	ug/kg	18.9	2.4	1	03/12/20 08:46	03/16/20 10:00	208-96-8	
Anthracene	**<2.3**	ug/kg	18.9	2.3	1	03/12/20 08:46	03/16/20 10:00	120-12-7	
Benzo(a)anthracene	**<2.4**	ug/kg	18.9	2.4	1	03/12/20 08:46	03/16/20 10:00	56-55-3	
Benzo(a)pyrene	**<2.1**	ug/kg	18.9	2.1	1	03/12/20 08:46	03/16/20 10:00	50-32-8	
Benzo(b)fluoranthene	**<2.6**	ug/kg	18.9	2.6	1	03/12/20 08:46	03/16/20 10:00	205-99-2	
Benzo(g,h,i)perylene	**<3.3**	ug/kg	18.9	3.3	1	03/12/20 08:46	03/16/20 10:00	191-24-2	
Benzo(k)fluoranthene	**<2.4**	ug/kg	18.9	2.4	1	03/12/20 08:46	03/16/20 10:00	207-08-9	
Chrysene	**<3.6**	ug/kg	18.9	3.6	1	03/12/20 08:46	03/16/20 10:00	218-01-9	
Dibenz(a,h)anthracene	**<2.6**	ug/kg	18.9	2.6	1	03/12/20 08:46	03/16/20 10:00	53-70-3	
Fluoranthene	**<2.2**	ug/kg	18.9	2.2	1	03/12/20 08:46	03/16/20 10:00	206-44-0	
Fluorene	**<2.3**	ug/kg	18.9	2.3	1	03/12/20 08:46	03/16/20 10:00	86-73-7	
Indeno(1,2,3-cd)pyrene	**<3.9**	ug/kg	18.9	3.9	1	03/12/20 08:46	03/16/20 10:00	193-39-5	
1-Methylnaphthalene	**<2.8**	ug/kg	18.9	2.8	1	03/12/20 08:46	03/16/20 10:00	90-12-0	
2-Methylnaphthalene	**<2.8**	ug/kg	18.9	2.8	1	03/12/20 08:46	03/16/20 10:00	91-57-6	
Naphthalene	**<1.8**	ug/kg	18.9	1.8	1	03/12/20 08:46	03/16/20 10:00	91-20-3	
Phenanthrene	**<2.2**	ug/kg	18.9	2.2	1	03/12/20 08:46	03/16/20 10:00	85-01-8	
Pyrene	**<2.8**	ug/kg	18.9	2.8	1	03/12/20 08:46	03/16/20 10:00	129-00-0	
Surrogates									
2-Fluorobiphenyl (S)	78	%	42-92		1	03/12/20 08:46	03/16/20 10:00	321-60-8	
Terphenyl-d14 (S)	77	%	40-92		1	03/12/20 08:46	03/16/20 10:00	1718-51-0	
8260 MSV Med Level Normal List	Analytical Method: EPA 8260 Preparation Method: EPA 5035/5030B								
Benzene	**<25.0**	ug/kg	60.0	25.0	1	03/12/20 08:15	03/12/20 14:13	71-43-2	W
Bromobenzene	**<25.0**	ug/kg	62.0	25.0	1	03/12/20 08:15	03/12/20 14:13	108-86-1	W
Bromochloromethane	**<25.0**	ug/kg	70.0	25.0	1	03/12/20 08:15	03/12/20 14:13	74-97-5	W
Bromodichloromethane	**<25.0**	ug/kg	60.0	25.0	1	03/12/20 08:15	03/12/20 14:13	75-27-4	W
Bromoform	**<25.0**	ug/kg	72.0	25.0	1	03/12/20 08:15	03/12/20 14:13	75-25-2	W
Bromomethane	**<63.8**	ug/kg	250	63.8	1	03/12/20 08:15	03/12/20 14:13	74-83-9	W
n-Butylbenzene	**<30.0**	ug/kg	100	30.0	1	03/12/20 08:15	03/12/20 14:13	104-51-8	W
sec-Butylbenzene	**<25.0**	ug/kg	72.0	25.0	1	03/12/20 08:15	03/12/20 14:13	135-98-8	W
tert-Butylbenzene	**<25.0**	ug/kg	62.0	25.0	1	03/12/20 08:15	03/12/20 14:13	98-06-6	W
Carbon tetrachloride	**<25.0**	ug/kg	60.0	25.0	1	03/12/20 08:15	03/12/20 14:13	56-23-5	W

REPORT OF LABORATORY ANALYSIS

This report shall not be reproduced, except in full,
without the written consent of Pace Analytical Services, LLC.

Pace Analytical Services, LLC
1241 Bellevue Street - Suite 9
Green Bay, WI 54302
(920)469-2436

ANALYTICAL RESULTS

Project: 60617051 SHOE FACTORY SITE
Pace Project No.: 40204467

Sample: SP-114/ 4-5 **Lab ID: 40204467021** Collected: 03/05/20 14:30 Received: 03/10/20 09:15 Matrix: Solid

Results reported on a "dry weight" basis and are adjusted for percent moisture, sample size and any dilutions.

Parameters	Results	Units	LOQ	LOD	DF	Prepared	Analyzed	CAS No.	Qual
8260 MSV Med Level Normal List	Analytical Method: EPA 8260 Preparation Method: EPA 5035/5030B								
Chlorobenzene	**<25.0**	ug/kg	60.0	25.0	1	03/12/20 08:15	03/12/20 14:13	108-90-7	W
Chloroethane	**<46.4**	ug/kg	250	46.4	1	03/12/20 08:15	03/12/20 14:13	75-00-3	W
Chloroform	**<47.5**	ug/kg	250	47.5	1	03/12/20 08:15	03/12/20 14:13	67-66-3	W
Chloromethane	**<25.0**	ug/kg	80.0	25.0	1	03/12/20 08:15	03/12/20 14:13	74-87-3	W
2-Chlorotoluene	**<25.0**	ug/kg	64.0	25.0	1	03/12/20 08:15	03/12/20 14:13	95-49-8	W
4-Chlorotoluene	**<25.0**	ug/kg	64.0	25.0	1	03/12/20 08:15	03/12/20 14:13	106-43-4	W
1,2-Dibromo-3-chloropropane	**<237**	ug/kg	789	237	1	03/12/20 08:15	03/12/20 14:13	96-12-8	W
Dibromochloromethane	**<229**	ug/kg	763	229	1	03/12/20 08:15	03/12/20 14:13	124-48-1	W
1,2-Dibromoethane (EDB)	**<25.0**	ug/kg	60.0	25.0	1	03/12/20 08:15	03/12/20 14:13	106-93-4	W
Dibromomethane	**<25.0**	ug/kg	60.0	25.0	1	03/12/20 08:15	03/12/20 14:13	74-95-3	W
1,2-Dichlorobenzene	**<25.0**	ug/kg	60.0	25.0	1	03/12/20 08:15	03/12/20 14:13	95-50-1	W
1,3-Dichlorobenzene	**<25.0**	ug/kg	60.0	25.0	1	03/12/20 08:15	03/12/20 14:13	541-73-1	W
1,4-Dichlorobenzene	**<25.0**	ug/kg	60.0	25.0	1	03/12/20 08:15	03/12/20 14:13	106-46-7	W
Dichlorodifluoromethane	**<25.0**	ug/kg	72.0	25.0	1	03/12/20 08:15	03/12/20 14:13	75-71-8	W
1,1-Dichloroethane	**<25.0**	ug/kg	60.0	25.0	1	03/12/20 08:15	03/12/20 14:13	75-34-3	W
1,2-Dichloroethane	**<25.0**	ug/kg	60.0	25.0	1	03/12/20 08:15	03/12/20 14:13	107-06-2	W
1,1-Dichloroethene	**<25.0**	ug/kg	60.0	25.0	1	03/12/20 08:15	03/12/20 14:13	75-35-4	W
cis-1,2-Dichloroethene	**<25.0**	ug/kg	60.0	25.0	1	03/12/20 08:15	03/12/20 14:13	156-59-2	W
trans-1,2-Dichloroethene	**<25.0**	ug/kg	67.0	25.0	1	03/12/20 08:15	03/12/20 14:13	156-60-5	W
1,2-Dichloropropane	**<25.0**	ug/kg	60.0	25.0	1	03/12/20 08:15	03/12/20 14:13	78-87-5	W
1,3-Dichloropropane	**<25.0**	ug/kg	60.0	25.0	1	03/12/20 08:15	03/12/20 14:13	142-28-9	W
2,2-Dichloropropane	**<25.0**	ug/kg	60.0	25.0	1	03/12/20 08:15	03/12/20 14:13	594-20-7	W
1,1-Dichloropropene	**<25.0**	ug/kg	60.0	25.0	1	03/12/20 08:15	03/12/20 14:13	563-58-6	W
cis-1,3-Dichloropropene	**<42.3**	ug/kg	141	42.3	1	03/12/20 08:15	03/12/20 14:13	10061-01-5	W
trans-1,3-Dichloropropene	**<25.0**	ug/kg	74.0	25.0	1	03/12/20 08:15	03/12/20 14:13	10061-02-6	W
Diisopropyl ether	**<25.0**	ug/kg	60.0	25.0	1	03/12/20 08:15	03/12/20 14:13	108-20-3	W
Ethylbenzene	**<25.0**	ug/kg	60.0	25.0	1	03/12/20 08:15	03/12/20 14:13	100-41-4	W
Hexachloro-1,3-butadiene	**<68.7**	ug/kg	229	68.7	1	03/12/20 08:15	03/12/20 14:13	87-68-3	W
Isopropylbenzene (Cumene)	**<25.0**	ug/kg	60.0	25.0	1	03/12/20 08:15	03/12/20 14:13	98-82-8	W
p-Isopropyltoluene	**<25.0**	ug/kg	72.0	25.0	1	03/12/20 08:15	03/12/20 14:13	99-87-6	W
Methylene Chloride	**<26.3**	ug/kg	88.0	26.3	1	03/12/20 08:15	03/12/20 14:13	75-09-2	W
Methyl-tert-butyl ether	**<25.0**	ug/kg	60.0	25.0	1	03/12/20 08:15	03/12/20 14:13	1634-04-4	W
Naphthalene	**<27.3**	ug/kg	91.0	27.3	1	03/12/20 08:15	03/12/20 14:13	91-20-3	W
n-Propylbenzene	**<25.0**	ug/kg	60.0	25.0	1	03/12/20 08:15	03/12/20 14:13	103-65-1	W
Styrene	**<25.0**	ug/kg	60.0	25.0	1	03/12/20 08:15	03/12/20 14:13	100-42-5	W
1,1,1,2-Tetrachloroethane	**<25.0**	ug/kg	60.0	25.0	1	03/12/20 08:15	03/12/20 14:13	630-20-6	W
1,1,2,2-Tetrachloroethane	**<25.0**	ug/kg	60.0	25.0	1	03/12/20 08:15	03/12/20 14:13	79-34-5	W
Tetrachloroethene	**<38.7**	ug/kg	129	38.7	1	03/12/20 08:15	03/12/20 14:13	127-18-4	W
Toluene	**<25.0**	ug/kg	60.0	25.0	1	03/12/20 08:15	03/12/20 14:13	108-88-3	W
1,2,3-Trichlorobenzene	**<47.3**	ug/kg	158	47.3	1	03/12/20 08:15	03/12/20 14:13	87-61-6	W
1,2,4-Trichlorobenzene	**<41.7**	ug/kg	250	41.7	1	03/12/20 08:15	03/12/20 14:13	120-82-1	W
1,1,1-Trichloroethane	**<25.0**	ug/kg	60.0	25.0	1	03/12/20 08:15	03/12/20 14:13	71-55-6	W
1,1,2-Trichloroethane	**<25.0**	ug/kg	60.0	25.0	1	03/12/20 08:15	03/12/20 14:13	79-00-5	W
Trichloroethene	**<25.0**	ug/kg	60.0	25.0	1	03/12/20 08:15	03/12/20 14:13	79-01-6	W
Trichlorofluoromethane	**<25.0**	ug/kg	65.0	25.0	1	03/12/20 08:15	03/12/20 14:13	75-69-4	W

REPORT OF LABORATORY ANALYSIS

This report shall not be reproduced, except in full,
without the written consent of Pace Analytical Services, LLC.

Pace Analytical Services, LLC
1241 Bellevue Street - Suite 9
Green Bay, WI 54302
(920)469-2436

ANALYTICAL RESULTS

Project: 60617051 SHOE FACTORY SITE
Pace Project No.: 40204467

Sample: SP-114/ 4-5 **Lab ID: 40204467021** Collected: 03/05/20 14:30 Received: 03/10/20 09:15 Matrix: Solid

Results reported on a "dry weight" basis and are adjusted for percent moisture, sample size and any dilutions.

Parameters	Results	Units	LOQ	LOD	DF	Prepared	Analyzed	CAS No.	Qual
8260 MSV Med Level Normal List	Analytical Method: EPA 8260 Preparation Method: EPA 5035/5030B								
1,2,3-Trichloropropane	**<37.4**	ug/kg	125	37.4	1	03/12/20 08:15	03/12/20 14:13	96-18-4	W
1,2,4-Trimethylbenzene	**<25.0**	ug/kg	60.0	25.0	1	03/12/20 08:15	03/12/20 14:13	95-63-6	W
1,3,5-Trimethylbenzene	**<25.0**	ug/kg	60.0	25.0	1	03/12/20 08:15	03/12/20 14:13	108-67-8	W
Vinyl chloride	**<25.0**	ug/kg	60.0	25.0	1	03/12/20 08:15	03/12/20 14:13	75-01-4	W
Xylene (Total)	**<75.0**	ug/kg	180	75.0	1	03/12/20 08:15	03/12/20 14:13	1330-20-7	W
m&p-Xylene	**<50.0**	ug/kg	120	50.0	1	03/12/20 08:15	03/12/20 14:13	179601-23-1	W
o-Xylene	**<25.0**	ug/kg	60.0	25.0	1	03/12/20 08:15	03/12/20 14:13	95-47-6	W
Surrogates									
Dibromofluoromethane (S)	109	%	57-146		1	03/12/20 08:15	03/12/20 14:13	1868-53-7	
Toluene-d8 (S)	117	%	64-134		1	03/12/20 08:15	03/12/20 14:13	2037-26-5	
4-Bromofluorobenzene (S)	103	%	54-126		1	03/12/20 08:15	03/12/20 14:13	460-00-4	
Percent Moisture	Analytical Method: ASTM D2974-87								
Percent Moisture	**11.8**	%	0.10	0.10	1		03/13/20 11:37		

REPORT OF LABORATORY ANALYSIS

This report shall not be reproduced, except in full,
without the written consent of Pace Analytical Services, LLC.

Pace Analytical Services, LLC
1241 Bellevue Street - Suite 9
Green Bay, WI 54302
(920)469-2436

ANALYTICAL RESULTS

Project: 60617051 SHOE FACTORY SITE
Pace Project No.: 40204467

Sample: SP-114/ 7-8 **Lab ID: 40204467022** Collected: 03/05/20 14:35 Received: 03/10/20 09:15 Matrix: Solid

Results reported on a "dry weight" basis and are adjusted for percent moisture, sample size and any dilutions.

Parameters	Results	Units	LOQ	LOD	DF	Prepared	Analyzed	CAS No.	Qual
6010 MET ICP	Analytical Method: EPA 6010 Preparation Method: EPA 3050								
Arsenic	**8.1**	mg/kg	6.3	1.9	1	03/11/20 08:32	03/11/20 19:56	7440-38-2	
Barium	**152**	mg/kg	0.64	0.19	1	03/11/20 08:32	03/11/20 19:56	7440-39-3	
Cadmium	**0.41J**	mg/kg	0.64	0.17	1	03/11/20 08:32	03/11/20 19:56	7440-43-9	
Chromium	**26.1**	mg/kg	1.3	0.36	1	03/11/20 08:32	03/11/20 19:56	7440-47-3	
Lead	**9.8**	mg/kg	2.6	0.77	1	03/11/20 08:32	03/11/20 19:56	7439-92-1	
Selenium	**1.9J**	mg/kg	5.6	1.7	1	03/11/20 08:32	03/11/20 19:56	7782-49-2	
Silver	**0.53J**	mg/kg	1.3	0.39	1	03/11/20 08:32	03/11/20 19:56	7440-22-4	
7471 Mercury	Analytical Method: EPA 7471 Preparation Method: EPA 7471								
Mercury	**0.053**	mg/kg	0.047	0.014	1	03/12/20 08:47	03/12/20 15:12	7439-97-6	B
8270 MSSV PAH by SIM	Analytical Method: EPA 8270 by SIM Preparation Method: EPA 3546								
Acenaphthene	**<2.9**	ug/kg	22.6	2.9	1	03/12/20 08:46	03/16/20 10:17	83-32-9	
Acenaphthylene	**<2.8**	ug/kg	22.6	2.8	1	03/12/20 08:46	03/16/20 10:17	208-96-8	
Anthracene	**<2.8**	ug/kg	22.6	2.8	1	03/12/20 08:46	03/16/20 10:17	120-12-7	
Benzo(a)anthracene	**<2.9**	ug/kg	22.6	2.9	1	03/12/20 08:46	03/16/20 10:17	56-55-3	
Benzo(a)pyrene	**<2.6**	ug/kg	22.6	2.6	1	03/12/20 08:46	03/16/20 10:17	50-32-8	
Benzo(b)fluoranthene	**<3.1**	ug/kg	22.6	3.1	1	03/12/20 08:46	03/16/20 10:17	205-99-2	
Benzo(g,h,i)perylene	**<4.0**	ug/kg	22.6	4.0	1	03/12/20 08:46	03/16/20 10:17	191-24-2	
Benzo(k)fluoranthene	**<2.9**	ug/kg	22.6	2.9	1	03/12/20 08:46	03/16/20 10:17	207-08-9	
Chrysene	**<4.3**	ug/kg	22.6	4.3	1	03/12/20 08:46	03/16/20 10:17	218-01-9	
Dibenz(a,h)anthracene	**<3.1**	ug/kg	22.6	3.1	1	03/12/20 08:46	03/16/20 10:17	53-70-3	
Fluoranthene	**<2.7**	ug/kg	22.6	2.7	1	03/12/20 08:46	03/16/20 10:17	206-44-0	
Fluorene	**<2.7**	ug/kg	22.6	2.7	1	03/12/20 08:46	03/16/20 10:17	86-73-7	
Indeno(1,2,3-cd)pyrene	**<4.7**	ug/kg	22.6	4.7	1	03/12/20 08:46	03/16/20 10:17	193-39-5	
1-Methylnaphthalene	**<3.3**	ug/kg	22.6	3.3	1	03/12/20 08:46	03/16/20 10:17	90-12-0	
2-Methylnaphthalene	**<3.3**	ug/kg	22.6	3.3	1	03/12/20 08:46	03/16/20 10:17	91-57-6	
Naphthalene	**<2.2**	ug/kg	22.6	2.2	1	03/12/20 08:46	03/16/20 10:17	91-20-3	
Phenanthrene	**<2.6**	ug/kg	22.6	2.6	1	03/12/20 08:46	03/16/20 10:17	85-01-8	
Pyrene	**<3.3**	ug/kg	22.6	3.3	1	03/12/20 08:46	03/16/20 10:17	129-00-0	
Surrogates									
2-Fluorobiphenyl (S)	65	%	42-92		1	03/12/20 08:46	03/16/20 10:17	321-60-8	
Terphenyl-d14 (S)	59	%	40-92		1	03/12/20 08:46	03/16/20 10:17	1718-51-0	
8260 MSV Med Level Normal List	Analytical Method: EPA 8260 Preparation Method: EPA 5035/5030B								
Benzene	**<25.0**	ug/kg	60.0	25.0	1	03/12/20 08:15	03/12/20 14:30	71-43-2	W
Bromobenzene	**<25.0**	ug/kg	62.0	25.0	1	03/12/20 08:15	03/12/20 14:30	108-86-1	W
Bromochloromethane	**<25.0**	ug/kg	70.0	25.0	1	03/12/20 08:15	03/12/20 14:30	74-97-5	W
Bromodichloromethane	**<25.0**	ug/kg	60.0	25.0	1	03/12/20 08:15	03/12/20 14:30	75-27-4	W
Bromoform	**<25.0**	ug/kg	72.0	25.0	1	03/12/20 08:15	03/12/20 14:30	75-25-2	W
Bromomethane	**<63.8**	ug/kg	250	63.8	1	03/12/20 08:15	03/12/20 14:30	74-83-9	W
n-Butylbenzene	**<30.0**	ug/kg	100	30.0	1	03/12/20 08:15	03/12/20 14:30	104-51-8	W
sec-Butylbenzene	**<25.0**	ug/kg	72.0	25.0	1	03/12/20 08:15	03/12/20 14:30	135-98-8	W
tert-Butylbenzene	**<25.0**	ug/kg	62.0	25.0	1	03/12/20 08:15	03/12/20 14:30	98-06-6	W
Carbon tetrachloride	**<25.0**	ug/kg	60.0	25.0	1	03/12/20 08:15	03/12/20 14:30	56-23-5	W

REPORT OF LABORATORY ANALYSIS

This report shall not be reproduced, except in full,
without the written consent of Pace Analytical Services, LLC.

Pace Analytical Services, LLC
1241 Bellevue Street - Suite 9
Green Bay, WI 54302
(920)469-2436

ANALYTICAL RESULTS

Project: 60617051 SHOE FACTORY SITE
Pace Project No.: 40204467

Sample: SP-114/ 7-8 **Lab ID: 40204467022** Collected: 03/05/20 14:35 Received: 03/10/20 09:15 Matrix: Solid

Results reported on a "dry weight" basis and are adjusted for percent moisture, sample size and any dilutions.

Parameters	Results	Units	LOQ	LOD	DF	Prepared	Analyzed	CAS No.	Qual
8260 MSV Med Level Normal List	Analytical Method: EPA 8260 Preparation Method: EPA 5035/5030B								
Chlorobenzene	**<25.0**	ug/kg	60.0	25.0	1	03/12/20 08:15	03/12/20 14:30	108-90-7	W
Chloroethane	**<46.4**	ug/kg	250	46.4	1	03/12/20 08:15	03/12/20 14:30	75-00-3	W
Chloroform	**<47.5**	ug/kg	250	47.5	1	03/12/20 08:15	03/12/20 14:30	67-66-3	W
Chloromethane	**<25.0**	ug/kg	80.0	25.0	1	03/12/20 08:15	03/12/20 14:30	74-87-3	W
2-Chlorotoluene	**<25.0**	ug/kg	64.0	25.0	1	03/12/20 08:15	03/12/20 14:30	95-49-8	W
4-Chlorotoluene	**<25.0**	ug/kg	64.0	25.0	1	03/12/20 08:15	03/12/20 14:30	106-43-4	W
1,2-Dibromo-3-chloropropane	**<237**	ug/kg	789	237	1	03/12/20 08:15	03/12/20 14:30	96-12-8	W
Dibromochloromethane	**<229**	ug/kg	763	229	1	03/12/20 08:15	03/12/20 14:30	124-48-1	W
1,2-Dibromoethane (EDB)	**<25.0**	ug/kg	60.0	25.0	1	03/12/20 08:15	03/12/20 14:30	106-93-4	W
Dibromomethane	**<25.0**	ug/kg	60.0	25.0	1	03/12/20 08:15	03/12/20 14:30	74-95-3	W
1,2-Dichlorobenzene	**<25.0**	ug/kg	60.0	25.0	1	03/12/20 08:15	03/12/20 14:30	95-50-1	W
1,3-Dichlorobenzene	**<25.0**	ug/kg	60.0	25.0	1	03/12/20 08:15	03/12/20 14:30	541-73-1	W
1,4-Dichlorobenzene	**<25.0**	ug/kg	60.0	25.0	1	03/12/20 08:15	03/12/20 14:30	106-46-7	W
Dichlorodifluoromethane	**<25.0**	ug/kg	72.0	25.0	1	03/12/20 08:15	03/12/20 14:30	75-71-8	W
1,1-Dichloroethane	**<25.0**	ug/kg	60.0	25.0	1	03/12/20 08:15	03/12/20 14:30	75-34-3	W
1,2-Dichloroethane	**<25.0**	ug/kg	60.0	25.0	1	03/12/20 08:15	03/12/20 14:30	107-06-2	W
1,1-Dichloroethene	**<25.0**	ug/kg	60.0	25.0	1	03/12/20 08:15	03/12/20 14:30	75-35-4	W
cis-1,2-Dichloroethene	**<25.0**	ug/kg	60.0	25.0	1	03/12/20 08:15	03/12/20 14:30	156-59-2	W
trans-1,2-Dichloroethene	**<25.0**	ug/kg	67.0	25.0	1	03/12/20 08:15	03/12/20 14:30	156-60-5	W
1,2-Dichloropropane	**<25.0**	ug/kg	60.0	25.0	1	03/12/20 08:15	03/12/20 14:30	78-87-5	W
1,3-Dichloropropane	**<25.0**	ug/kg	60.0	25.0	1	03/12/20 08:15	03/12/20 14:30	142-28-9	W
2,2-Dichloropropane	**<25.0**	ug/kg	60.0	25.0	1	03/12/20 08:15	03/12/20 14:30	594-20-7	W
1,1-Dichloropropene	**<25.0**	ug/kg	60.0	25.0	1	03/12/20 08:15	03/12/20 14:30	563-58-6	W
cis-1,3-Dichloropropene	**<42.3**	ug/kg	141	42.3	1	03/12/20 08:15	03/12/20 14:30	10061-01-5	W
trans-1,3-Dichloropropene	**<25.0**	ug/kg	74.0	25.0	1	03/12/20 08:15	03/12/20 14:30	10061-02-6	W
Diisopropyl ether	**<25.0**	ug/kg	60.0	25.0	1	03/12/20 08:15	03/12/20 14:30	108-20-3	W
Ethylbenzene	**<25.0**	ug/kg	60.0	25.0	1	03/12/20 08:15	03/12/20 14:30	100-41-4	W
Hexachloro-1,3-butadiene	**<68.7**	ug/kg	229	68.7	1	03/12/20 08:15	03/12/20 14:30	87-68-3	W
Isopropylbenzene (Cumene)	**<25.0**	ug/kg	60.0	25.0	1	03/12/20 08:15	03/12/20 14:30	98-82-8	W
p-Isopropyltoluene	**<25.0**	ug/kg	72.0	25.0	1	03/12/20 08:15	03/12/20 14:30	99-87-6	W
Methylene Chloride	**<26.3**	ug/kg	88.0	26.3	1	03/12/20 08:15	03/12/20 14:30	75-09-2	W
Methyl-tert-butyl ether	**<25.0**	ug/kg	60.0	25.0	1	03/12/20 08:15	03/12/20 14:30	1634-04-4	W
Naphthalene	**<27.3**	ug/kg	91.0	27.3	1	03/12/20 08:15	03/12/20 14:30	91-20-3	W
n-Propylbenzene	**<25.0**	ug/kg	60.0	25.0	1	03/12/20 08:15	03/12/20 14:30	103-65-1	W
Styrene	**<25.0**	ug/kg	60.0	25.0	1	03/12/20 08:15	03/12/20 14:30	100-42-5	W
1,1,1,2-Tetrachloroethane	**<25.0**	ug/kg	60.0	25.0	1	03/12/20 08:15	03/12/20 14:30	630-20-6	W
1,1,2,2-Tetrachloroethane	**<25.0**	ug/kg	60.0	25.0	1	03/12/20 08:15	03/12/20 14:30	79-34-5	W
Tetrachloroethene	**<38.7**	ug/kg	129	38.7	1	03/12/20 08:15	03/12/20 14:30	127-18-4	W
Toluene	**<25.0**	ug/kg	60.0	25.0	1	03/12/20 08:15	03/12/20 14:30	108-88-3	W
1,2,3-Trichlorobenzene	**<47.3**	ug/kg	158	47.3	1	03/12/20 08:15	03/12/20 14:30	87-61-6	W
1,2,4-Trichlorobenzene	**<41.7**	ug/kg	250	41.7	1	03/12/20 08:15	03/12/20 14:30	120-82-1	W
1,1,1-Trichloroethane	**<25.0**	ug/kg	60.0	25.0	1	03/12/20 08:15	03/12/20 14:30	71-55-6	W
1,1,2-Trichloroethane	**<25.0**	ug/kg	60.0	25.0	1	03/12/20 08:15	03/12/20 14:30	79-00-5	W
Trichloroethene	**<25.0**	ug/kg	60.0	25.0	1	03/12/20 08:15	03/12/20 14:30	79-01-6	W
Trichlorofluoromethane	**<25.0**	ug/kg	65.0	25.0	1	03/12/20 08:15	03/12/20 14:30	75-69-4	W

REPORT OF LABORATORY ANALYSIS

This report shall not be reproduced, except in full,
without the written consent of Pace Analytical Services, LLC.

Pace Analytical Services, LLC
1241 Bellevue Street - Suite 9
Green Bay, WI 54302
(920)469-2436

ANALYTICAL RESULTS

Project: 60617051 SHOE FACTORY SITE
Pace Project No.: 40204467

Sample: SP-114/ 7-8 **Lab ID: 40204467022** Collected: 03/05/20 14:35 Received: 03/10/20 09:15 Matrix: Solid

Results reported on a "dry weight" basis and are adjusted for percent moisture, sample size and any dilutions.

Parameters	Results	Units	LOQ	LOD	DF	Prepared	Analyzed	CAS No.	Qual
8260 MSV Med Level Normal List	Analytical Method: EPA 8260 Preparation Method: EPA 5035/5030B								
1,2,3-Trichloropropane	**<37.4**	ug/kg	125	37.4	1	03/12/20 08:15	03/12/20 14:30	96-18-4	W
1,2,4-Trimethylbenzene	**<25.0**	ug/kg	60.0	25.0	1	03/12/20 08:15	03/12/20 14:30	95-63-6	W
1,3,5-Trimethylbenzene	**<25.0**	ug/kg	60.0	25.0	1	03/12/20 08:15	03/12/20 14:30	108-67-8	W
Vinyl chloride	**<25.0**	ug/kg	60.0	25.0	1	03/12/20 08:15	03/12/20 14:30	75-01-4	W
Xylene (Total)	**<75.0**	ug/kg	180	75.0	1	03/12/20 08:15	03/12/20 14:30	1330-20-7	W
m&p-Xylene	**<50.0**	ug/kg	120	50.0	1	03/12/20 08:15	03/12/20 14:30	179601-23-1	W
o-Xylene	**<25.0**	ug/kg	60.0	25.0	1	03/12/20 08:15	03/12/20 14:30	95-47-6	W
Surrogates									
Dibromofluoromethane (S)	95	%	57-146		1	03/12/20 08:15	03/12/20 14:30	1868-53-7	
Toluene-d8 (S)	103	%	64-134		1	03/12/20 08:15	03/12/20 14:30	2037-26-5	
4-Bromofluorobenzene (S)	89	%	54-126		1	03/12/20 08:15	03/12/20 14:30	460-00-4	
Percent Moisture	Analytical Method: ASTM D2974-87								
Percent Moisture	**26.1**	%	0.10	0.10	1		03/13/20 11:37		

REPORT OF LABORATORY ANALYSIS

This report shall not be reproduced, except in full,
without the written consent of Pace Analytical Services, LLC.

Pace Analytical Services, LLC
1241 Bellevue Street - Suite 9
Green Bay, WI 54302
(920)469-2436

ANALYTICAL RESULTS

Project: 60617051 SHOE FACTORY SITE
Pace Project No.: 40204467

Sample: SP-111/ 1-2 **Lab ID: 40204467023** Collected: 03/05/20 15:00 Received: 03/10/20 09:15 Matrix: Solid

Results reported on a "dry weight" basis and are adjusted for percent moisture, sample size and any dilutions.

Parameters	Results	Units	LOQ	LOD	DF	Prepared	Analyzed	CAS No.	Qual
6010 MET ICP	Analytical Method: EPA 6010 Preparation Method: EPA 3050								
Arsenic	**2.9J**	mg/kg	5.1	1.5	1	03/11/20 08:32	03/11/20 19:59	7440-38-2	
Barium	**45.0**	mg/kg	0.53	0.16	1	03/11/20 08:32	03/11/20 19:59	7440-39-3	
Cadmium	**0.16J**	mg/kg	0.53	0.14	1	03/11/20 08:32	03/11/20 19:59	7440-43-9	
Chromium	**12.0**	mg/kg	1.1	0.29	1	03/11/20 08:32	03/11/20 19:59	7440-47-3	
Lead	**5.6**	mg/kg	2.1	0.63	1	03/11/20 08:32	03/11/20 19:59	7439-92-1	
Selenium	**<1.4**	mg/kg	4.6	1.4	1	03/11/20 08:32	03/11/20 19:59	7782-49-2	
Silver	**<0.32**	mg/kg	1.1	0.32	1	03/11/20 08:32	03/11/20 19:59	7440-22-4	
7471 Mercury	Analytical Method: EPA 7471 Preparation Method: EPA 7471								
Mercury	**0.031J**	mg/kg	0.036	0.011	1	03/12/20 08:47	03/12/20 15:15	7439-97-6	B
8270 MSSV PAH by SIM	Analytical Method: EPA 8270 by SIM Preparation Method: EPA 3546								
Acenaphthene	**<2.4**	ug/kg	18.7	2.4	1	03/12/20 08:46	03/16/20 10:34	83-32-9	
Acenaphthylene	**<2.4**	ug/kg	18.7	2.4	1	03/12/20 08:46	03/16/20 10:34	208-96-8	
Anthracene	**<2.3**	ug/kg	18.7	2.3	1	03/12/20 08:46	03/16/20 10:34	120-12-7	
Benzo(a)anthracene	**6.8J**	ug/kg	18.7	2.4	1	03/12/20 08:46	03/16/20 10:34	56-55-3	
Benzo(a)pyrene	**8.3J**	ug/kg	18.7	2.1	1	03/12/20 08:46	03/16/20 10:34	50-32-8	
Benzo(b)fluoranthene	**11.9J**	ug/kg	18.7	2.6	1	03/12/20 08:46	03/16/20 10:34	205-99-2	
Benzo(g,h,i)perylene	**8.1J**	ug/kg	18.7	3.3	1	03/12/20 08:46	03/16/20 10:34	191-24-2	
Benzo(k)fluoranthene	**7.1J**	ug/kg	18.7	2.4	1	03/12/20 08:46	03/16/20 10:34	207-08-9	
Chrysene	**11.4J**	ug/kg	18.7	3.5	1	03/12/20 08:46	03/16/20 10:34	218-01-9	
Dibenz(a,h)anthracene	**<2.6**	ug/kg	18.7	2.6	1	03/12/20 08:46	03/16/20 10:34	53-70-3	
Fluoranthene	**17.9J**	ug/kg	18.7	2.2	1	03/12/20 08:46	03/16/20 10:34	206-44-0	
Fluorene	**<2.2**	ug/kg	18.7	2.2	1	03/12/20 08:46	03/16/20 10:34	86-73-7	
Indeno(1,2,3-cd)pyrene	**5.9J**	ug/kg	18.7	3.9	1	03/12/20 08:46	03/16/20 10:34	193-39-5	
1-Methylnaphthalene	**<2.7**	ug/kg	18.7	2.7	1	03/12/20 08:46	03/16/20 10:34	90-12-0	
2-Methylnaphthalene	**<2.7**	ug/kg	18.7	2.7	1	03/12/20 08:46	03/16/20 10:34	91-57-6	
Naphthalene	**<1.8**	ug/kg	18.7	1.8	1	03/12/20 08:46	03/16/20 10:34	91-20-3	
Phenanthrene	**4.5J**	ug/kg	18.7	2.1	1	03/12/20 08:46	03/16/20 10:34	85-01-8	
Pyrene	**14.2J**	ug/kg	18.7	2.7	1	03/12/20 08:46	03/16/20 10:34	129-00-0	
Surrogates									
2-Fluorobiphenyl (S)	78	%	42-92		1	03/12/20 08:46	03/16/20 10:34	321-60-8	
Terphenyl-d14 (S)	76	%	40-92		1	03/12/20 08:46	03/16/20 10:34	1718-51-0	
8260 MSV Med Level Normal List	Analytical Method: EPA 8260 Preparation Method: EPA 5035/5030B								
Benzene	**<25.0**	ug/kg	60.0	25.0	1	03/12/20 08:15	03/12/20 14:47	71-43-2	W
Bromobenzene	**<25.0**	ug/kg	62.0	25.0	1	03/12/20 08:15	03/12/20 14:47	108-86-1	W
Bromochloromethane	**<25.0**	ug/kg	70.0	25.0	1	03/12/20 08:15	03/12/20 14:47	74-97-5	W
Bromodichloromethane	**<25.0**	ug/kg	60.0	25.0	1	03/12/20 08:15	03/12/20 14:47	75-27-4	W
Bromoform	**<25.0**	ug/kg	72.0	25.0	1	03/12/20 08:15	03/12/20 14:47	75-25-2	W
Bromomethane	**<63.8**	ug/kg	250	63.8	1	03/12/20 08:15	03/12/20 14:47	74-83-9	W
n-Butylbenzene	**<30.0**	ug/kg	100	30.0	1	03/12/20 08:15	03/12/20 14:47	104-51-8	W
sec-Butylbenzene	**<25.0**	ug/kg	72.0	25.0	1	03/12/20 08:15	03/12/20 14:47	135-98-8	W
tert-Butylbenzene	**<25.0**	ug/kg	62.0	25.0	1	03/12/20 08:15	03/12/20 14:47	98-06-6	W
Carbon tetrachloride	**<25.0**	ug/kg	60.0	25.0	1	03/12/20 08:15	03/12/20 14:47	56-23-5	W

REPORT OF LABORATORY ANALYSIS

This report shall not be reproduced, except in full,
without the written consent of Pace Analytical Services, LLC.

Pace Analytical Services, LLC
1241 Bellevue Street - Suite 9
Green Bay, WI 54302
(920)469-2436

ANALYTICAL RESULTS

Project: 60617051 SHOE FACTORY SITE
Pace Project No.: 40204467

Sample: SP-111/ 1-2 **Lab ID: 40204467023** Collected: 03/05/20 15:00 Received: 03/10/20 09:15 Matrix: Solid

Results reported on a "dry weight" basis and are adjusted for percent moisture, sample size and any dilutions.

Parameters	Results	Units	LOQ	LOD	DF	Prepared	Analyzed	CAS No.	Qual
8260 MSV Med Level Normal List	Analytical Method: EPA 8260 Preparation Method: EPA 5035/5030B								
Chlorobenzene	**<25.0**	ug/kg	60.0	25.0	1	03/12/20 08:15	03/12/20 14:47	108-90-7	W
Chloroethane	**<46.4**	ug/kg	250	46.4	1	03/12/20 08:15	03/12/20 14:47	75-00-3	W
Chloroform	**<47.5**	ug/kg	250	47.5	1	03/12/20 08:15	03/12/20 14:47	67-66-3	W
Chloromethane	**<25.0**	ug/kg	80.0	25.0	1	03/12/20 08:15	03/12/20 14:47	74-87-3	W
2-Chlorotoluene	**<25.0**	ug/kg	64.0	25.0	1	03/12/20 08:15	03/12/20 14:47	95-49-8	W
4-Chlorotoluene	**<25.0**	ug/kg	64.0	25.0	1	03/12/20 08:15	03/12/20 14:47	106-43-4	W
1,2-Dibromo-3-chloropropane	**<237**	ug/kg	789	237	1	03/12/20 08:15	03/12/20 14:47	96-12-8	W
Dibromochloromethane	**<229**	ug/kg	763	229	1	03/12/20 08:15	03/12/20 14:47	124-48-1	W
1,2-Dibromoethane (EDB)	**<25.0**	ug/kg	60.0	25.0	1	03/12/20 08:15	03/12/20 14:47	106-93-4	W
Dibromomethane	**<25.0**	ug/kg	60.0	25.0	1	03/12/20 08:15	03/12/20 14:47	74-95-3	W
1,2-Dichlorobenzene	**<25.0**	ug/kg	60.0	25.0	1	03/12/20 08:15	03/12/20 14:47	95-50-1	W
1,3-Dichlorobenzene	**<25.0**	ug/kg	60.0	25.0	1	03/12/20 08:15	03/12/20 14:47	541-73-1	W
1,4-Dichlorobenzene	**<25.0**	ug/kg	60.0	25.0	1	03/12/20 08:15	03/12/20 14:47	106-46-7	W
Dichlorodifluoromethane	**<25.0**	ug/kg	72.0	25.0	1	03/12/20 08:15	03/12/20 14:47	75-71-8	W
1,1-Dichloroethane	**<25.0**	ug/kg	60.0	25.0	1	03/12/20 08:15	03/12/20 14:47	75-34-3	W
1,2-Dichloroethane	**<25.0**	ug/kg	60.0	25.0	1	03/12/20 08:15	03/12/20 14:47	107-06-2	W
1,1-Dichloroethene	**<25.0**	ug/kg	60.0	25.0	1	03/12/20 08:15	03/12/20 14:47	75-35-4	W
cis-1,2-Dichloroethene	**<25.0**	ug/kg	60.0	25.0	1	03/12/20 08:15	03/12/20 14:47	156-59-2	W
trans-1,2-Dichloroethene	**<25.0**	ug/kg	67.0	25.0	1	03/12/20 08:15	03/12/20 14:47	156-60-5	W
1,2-Dichloropropane	**<25.0**	ug/kg	60.0	25.0	1	03/12/20 08:15	03/12/20 14:47	78-87-5	W
1,3-Dichloropropane	**<25.0**	ug/kg	60.0	25.0	1	03/12/20 08:15	03/12/20 14:47	142-28-9	W
2,2-Dichloropropane	**<25.0**	ug/kg	60.0	25.0	1	03/12/20 08:15	03/12/20 14:47	594-20-7	W
1,1-Dichloropropene	**<25.0**	ug/kg	60.0	25.0	1	03/12/20 08:15	03/12/20 14:47	563-58-6	W
cis-1,3-Dichloropropene	**<42.3**	ug/kg	141	42.3	1	03/12/20 08:15	03/12/20 14:47	10061-01-5	W
trans-1,3-Dichloropropene	**<25.0**	ug/kg	74.0	25.0	1	03/12/20 08:15	03/12/20 14:47	10061-02-6	W
Diisopropyl ether	**<25.0**	ug/kg	60.0	25.0	1	03/12/20 08:15	03/12/20 14:47	108-20-3	W
Ethylbenzene	**<25.0**	ug/kg	60.0	25.0	1	03/12/20 08:15	03/12/20 14:47	100-41-4	W
Hexachloro-1,3-butadiene	**<68.7**	ug/kg	229	68.7	1	03/12/20 08:15	03/12/20 14:47	87-68-3	W
Isopropylbenzene (Cumene)	**<25.0**	ug/kg	60.0	25.0	1	03/12/20 08:15	03/12/20 14:47	98-82-8	W
p-Isopropyltoluene	**<25.0**	ug/kg	72.0	25.0	1	03/12/20 08:15	03/12/20 14:47	99-87-6	W
Methylene Chloride	**<26.3**	ug/kg	88.0	26.3	1	03/12/20 08:15	03/12/20 14:47	75-09-2	W
Methyl-tert-butyl ether	**<25.0**	ug/kg	60.0	25.0	1	03/12/20 08:15	03/12/20 14:47	1634-04-4	W
Naphthalene	**<27.3**	ug/kg	91.0	27.3	1	03/12/20 08:15	03/12/20 14:47	91-20-3	W
n-Propylbenzene	**<25.0**	ug/kg	60.0	25.0	1	03/12/20 08:15	03/12/20 14:47	103-65-1	W
Styrene	**<25.0**	ug/kg	60.0	25.0	1	03/12/20 08:15	03/12/20 14:47	100-42-5	W
1,1,1,2-Tetrachloroethane	**<25.0**	ug/kg	60.0	25.0	1	03/12/20 08:15	03/12/20 14:47	630-20-6	W
1,1,2,2-Tetrachloroethane	**<25.0**	ug/kg	60.0	25.0	1	03/12/20 08:15	03/12/20 14:47	79-34-5	W
Tetrachloroethene	**<38.7**	ug/kg	129	38.7	1	03/12/20 08:15	03/12/20 14:47	127-18-4	W
Toluene	**<25.0**	ug/kg	60.0	25.0	1	03/12/20 08:15	03/12/20 14:47	108-88-3	W
1,2,3-Trichlorobenzene	**<47.3**	ug/kg	158	47.3	1	03/12/20 08:15	03/12/20 14:47	87-61-6	W
1,2,4-Trichlorobenzene	**<41.7**	ug/kg	250	41.7	1	03/12/20 08:15	03/12/20 14:47	120-82-1	W
1,1,1-Trichloroethane	**<25.0**	ug/kg	60.0	25.0	1	03/12/20 08:15	03/12/20 14:47	71-55-6	W
1,1,2-Trichloroethane	**<25.0**	ug/kg	60.0	25.0	1	03/12/20 08:15	03/12/20 14:47	79-00-5	W
Trichloroethene	**<25.0**	ug/kg	60.0	25.0	1	03/12/20 08:15	03/12/20 14:47	79-01-6	W
Trichlorofluoromethane	**<25.0**	ug/kg	65.0	25.0	1	03/12/20 08:15	03/12/20 14:47	75-69-4	W

REPORT OF LABORATORY ANALYSIS

This report shall not be reproduced, except in full,
without the written consent of Pace Analytical Services, LLC.

Pace Analytical Services, LLC
1241 Bellevue Street - Suite 9
Green Bay, WI 54302
(920)469-2436

ANALYTICAL RESULTS

Project: 60617051 SHOE FACTORY SITE
Pace Project No.: 40204467

Sample: SP-111/ 1-2 **Lab ID: 40204467023** Collected: 03/05/20 15:00 Received: 03/10/20 09:15 Matrix: Solid

Results reported on a "dry weight" basis and are adjusted for percent moisture, sample size and any dilutions.

Parameters	Results	Units	LOQ	LOD	DF	Prepared	Analyzed	CAS No.	Qual
8260 MSV Med Level Normal List	Analytical Method: EPA 8260 Preparation Method: EPA 5035/5030B								
1,2,3-Trichloropropane	**<37.4**	ug/kg	125	37.4	1	03/12/20 08:15	03/12/20 14:47	96-18-4	W
1,2,4-Trimethylbenzene	**<25.0**	ug/kg	60.0	25.0	1	03/12/20 08:15	03/12/20 14:47	95-63-6	W
1,3,5-Trimethylbenzene	**<25.0**	ug/kg	60.0	25.0	1	03/12/20 08:15	03/12/20 14:47	108-67-8	W
Vinyl chloride	**<25.0**	ug/kg	60.0	25.0	1	03/12/20 08:15	03/12/20 14:47	75-01-4	W
Xylene (Total)	**<75.0**	ug/kg	180	75.0	1	03/12/20 08:15	03/12/20 14:47	1330-20-7	W
m&p-Xylene	**<50.0**	ug/kg	120	50.0	1	03/12/20 08:15	03/12/20 14:47	179601-23-1	W
o-Xylene	**<25.0**	ug/kg	60.0	25.0	1	03/12/20 08:15	03/12/20 14:47	95-47-6	W
Surrogates									
Dibromofluoromethane (S)	104	%	57-146		1	03/12/20 08:15	03/12/20 14:47	1868-53-7	
Toluene-d8 (S)	114	%	64-134		1	03/12/20 08:15	03/12/20 14:47	2037-26-5	
4-Bromofluorobenzene (S)	97	%	54-126		1	03/12/20 08:15	03/12/20 14:47	460-00-4	
Percent Moisture	Analytical Method: ASTM D2974-87								
Percent Moisture	**10.6**	%	0.10	0.10	1		03/13/20 11:37		

REPORT OF LABORATORY ANALYSIS

This report shall not be reproduced, except in full,
without the written consent of Pace Analytical Services, LLC.

Pace Analytical Services, LLC
1241 Bellevue Street - Suite 9
Green Bay, WI 54302
(920)469-2436

ANALYTICAL RESULTS

Project: 60617051 SHOE FACTORY SITE
Pace Project No.: 40204467

Sample: SP-111/ 7-8 **Lab ID: 40204467024** Collected: 03/05/20 15:10 Received: 03/10/20 09:15 Matrix: Solid

Results reported on a "dry weight" basis and are adjusted for percent moisture, sample size and any dilutions.

Parameters	Results	Units	LOQ	LOD	DF	Prepared	Analyzed	CAS No.	Qual
6010 MET ICP	Analytical Method: EPA 6010 Preparation Method: EPA 3050								
Arsenic	**18.5**	mg/kg	12.8	3.9	2	03/11/20 08:32	03/12/20 13:50	7440-38-2	
Barium	**1000**	mg/kg	0.66	0.20	1	03/11/20 08:32	03/11/20 20:01	7440-39-3	
Cadmium	**<0.35**	mg/kg	1.3	0.35	2	03/11/20 08:32	03/12/20 13:50	7440-43-9	D3
Chromium	**21.6J**	mg/kg	26.3	7.3	20	03/11/20 08:32	03/12/20 13:47	7440-47-3	D3
Lead	**<15.7**	mg/kg	52.6	15.7	20	03/11/20 08:32	03/12/20 13:47	7439-92-1	D3
Selenium	**8.8**	mg/kg	5.7	1.7	1	03/11/20 08:32	03/11/20 20:01	7782-49-2	
Silver	**2.4**	mg/kg	1.3	0.40	1	03/11/20 08:32	03/11/20 20:01	7440-22-4	
7471 Mercury	Analytical Method: EPA 7471 Preparation Method: EPA 7471								
Mercury	**0.055**	mg/kg	0.046	0.014	1	03/12/20 08:47	03/12/20 15:22	7439-97-6	B
8270 MSSV PAH by SIM	Analytical Method: EPA 8270 by SIM Preparation Method: EPA 3546								
Acenaphthene	**<3.0**	ug/kg	23.0	3.0	1	03/12/20 08:46	03/16/20 10:51	83-32-9	
Acenaphthylene	**<2.9**	ug/kg	23.0	2.9	1	03/12/20 08:46	03/16/20 10:51	208-96-8	
Anthracene	**<2.9**	ug/kg	23.0	2.9	1	03/12/20 08:46	03/16/20 10:51	120-12-7	
Benzo(a)anthracene	**<3.0**	ug/kg	23.0	3.0	1	03/12/20 08:46	03/16/20 10:51	56-55-3	
Benzo(a)pyrene	**<2.6**	ug/kg	23.0	2.6	1	03/12/20 08:46	03/16/20 10:51	50-32-8	
Benzo(b)fluoranthene	**<3.2**	ug/kg	23.0	3.2	1	03/12/20 08:46	03/16/20 10:51	205-99-2	
Benzo(g,h,i)perylene	**<4.0**	ug/kg	23.0	4.0	1	03/12/20 08:46	03/16/20 10:51	191-24-2	
Benzo(k)fluoranthene	**<2.9**	ug/kg	23.0	2.9	1	03/12/20 08:46	03/16/20 10:51	207-08-9	
Chrysene	**<4.3**	ug/kg	23.0	4.3	1	03/12/20 08:46	03/16/20 10:51	218-01-9	
Dibenz(a,h)anthracene	**<3.2**	ug/kg	23.0	3.2	1	03/12/20 08:46	03/16/20 10:51	53-70-3	
Fluoranthene	**<2.7**	ug/kg	23.0	2.7	1	03/12/20 08:46	03/16/20 10:51	206-44-0	
Fluorene	**<2.8**	ug/kg	23.0	2.8	1	03/12/20 08:46	03/16/20 10:51	86-73-7	
Indeno(1,2,3-cd)pyrene	**<4.8**	ug/kg	23.0	4.8	1	03/12/20 08:46	03/16/20 10:51	193-39-5	
1-Methylnaphthalene	**<3.4**	ug/kg	23.0	3.4	1	03/12/20 08:46	03/16/20 10:51	90-12-0	
2-Methylnaphthalene	**<3.4**	ug/kg	23.0	3.4	1	03/12/20 08:46	03/16/20 10:51	91-57-6	
Naphthalene	**<2.2**	ug/kg	23.0	2.2	1	03/12/20 08:46	03/16/20 10:51	91-20-3	
Phenanthrene	**<2.6**	ug/kg	23.0	2.6	1	03/12/20 08:46	03/16/20 10:51	85-01-8	
Pyrene	**<3.4**	ug/kg	23.0	3.4	1	03/12/20 08:46	03/16/20 10:51	129-00-0	
Surrogates									
2-Fluorobiphenyl (S)	65	%	42-92		1	03/12/20 08:46	03/16/20 10:51	321-60-8	
Terphenyl-d14 (S)	67	%	40-92		1	03/12/20 08:46	03/16/20 10:51	1718-51-0	
8260 MSV Med Level Normal List	Analytical Method: EPA 8260 Preparation Method: EPA 5035/5030B								
Benzene	**<25.0**	ug/kg	60.0	25.0	1	03/12/20 08:15	03/12/20 15:04	71-43-2	W
Bromobenzene	**<25.0**	ug/kg	62.0	25.0	1	03/12/20 08:15	03/12/20 15:04	108-86-1	W
Bromochloromethane	**<25.0**	ug/kg	70.0	25.0	1	03/12/20 08:15	03/12/20 15:04	74-97-5	W
Bromodichloromethane	**<25.0**	ug/kg	60.0	25.0	1	03/12/20 08:15	03/12/20 15:04	75-27-4	W
Bromoform	**<25.0**	ug/kg	72.0	25.0	1	03/12/20 08:15	03/12/20 15:04	75-25-2	W
Bromomethane	**<63.8**	ug/kg	250	63.8	1	03/12/20 08:15	03/12/20 15:04	74-83-9	W
n-Butylbenzene	**<30.0**	ug/kg	100	30.0	1	03/12/20 08:15	03/12/20 15:04	104-51-8	W
sec-Butylbenzene	**<25.0**	ug/kg	72.0	25.0	1	03/12/20 08:15	03/12/20 15:04	135-98-8	W
tert-Butylbenzene	**<25.0**	ug/kg	62.0	25.0	1	03/12/20 08:15	03/12/20 15:04	98-06-6	W
Carbon tetrachloride	**<25.0**	ug/kg	60.0	25.0	1	03/12/20 08:15	03/12/20 15:04	56-23-5	W

REPORT OF LABORATORY ANALYSIS

This report shall not be reproduced, except in full,
without the written consent of Pace Analytical Services, LLC.

Pace Analytical Services, LLC
1241 Bellevue Street - Suite 9
Green Bay, WI 54302
(920)469-2436

ANALYTICAL RESULTS

Project: 60617051 SHOE FACTORY SITE
Pace Project No.: 40204467

Sample: SP-111/ 7-8 **Lab ID: 40204467024** Collected: 03/05/20 15:10 Received: 03/10/20 09:15 Matrix: Solid

Results reported on a "dry weight" basis and are adjusted for percent moisture, sample size and any dilutions.

Parameters	Results	Units	LOQ	LOD	DF	Prepared	Analyzed	CAS No.	Qual
8260 MSV Med Level Normal List	Analytical Method: EPA 8260 Preparation Method: EPA 5035/5030B								
Chlorobenzene	**<25.0**	ug/kg	60.0	25.0	1	03/12/20 08:15	03/12/20 15:04	108-90-7	W
Chloroethane	**<46.4**	ug/kg	250	46.4	1	03/12/20 08:15	03/12/20 15:04	75-00-3	W
Chloroform	**<47.5**	ug/kg	250	47.5	1	03/12/20 08:15	03/12/20 15:04	67-66-3	W
Chloromethane	**<25.0**	ug/kg	80.0	25.0	1	03/12/20 08:15	03/12/20 15:04	74-87-3	W
2-Chlorotoluene	**<25.0**	ug/kg	64.0	25.0	1	03/12/20 08:15	03/12/20 15:04	95-49-8	W
4-Chlorotoluene	**<25.0**	ug/kg	64.0	25.0	1	03/12/20 08:15	03/12/20 15:04	106-43-4	W
1,2-Dibromo-3-chloropropane	**<237**	ug/kg	789	237	1	03/12/20 08:15	03/12/20 15:04	96-12-8	W
Dibromochloromethane	**<229**	ug/kg	763	229	1	03/12/20 08:15	03/12/20 15:04	124-48-1	W
1,2-Dibromoethane (EDB)	**<25.0**	ug/kg	60.0	25.0	1	03/12/20 08:15	03/12/20 15:04	106-93-4	W
Dibromomethane	**<25.0**	ug/kg	60.0	25.0	1	03/12/20 08:15	03/12/20 15:04	74-95-3	W
1,2-Dichlorobenzene	**<25.0**	ug/kg	60.0	25.0	1	03/12/20 08:15	03/12/20 15:04	95-50-1	W
1,3-Dichlorobenzene	**<25.0**	ug/kg	60.0	25.0	1	03/12/20 08:15	03/12/20 15:04	541-73-1	W
1,4-Dichlorobenzene	**<25.0**	ug/kg	60.0	25.0	1	03/12/20 08:15	03/12/20 15:04	106-46-7	W
Dichlorodifluoromethane	**<25.0**	ug/kg	72.0	25.0	1	03/12/20 08:15	03/12/20 15:04	75-71-8	W
1,1-Dichloroethane	**<25.0**	ug/kg	60.0	25.0	1	03/12/20 08:15	03/12/20 15:04	75-34-3	W
1,2-Dichloroethane	**<25.0**	ug/kg	60.0	25.0	1	03/12/20 08:15	03/12/20 15:04	107-06-2	W
1,1-Dichloroethene	**<25.0**	ug/kg	60.0	25.0	1	03/12/20 08:15	03/12/20 15:04	75-35-4	W
cis-1,2-Dichloroethene	**<25.0**	ug/kg	60.0	25.0	1	03/12/20 08:15	03/12/20 15:04	156-59-2	W
trans-1,2-Dichloroethene	**<25.0**	ug/kg	67.0	25.0	1	03/12/20 08:15	03/12/20 15:04	156-60-5	W
1,2-Dichloropropane	**<25.0**	ug/kg	60.0	25.0	1	03/12/20 08:15	03/12/20 15:04	78-87-5	W
1,3-Dichloropropane	**<25.0**	ug/kg	60.0	25.0	1	03/12/20 08:15	03/12/20 15:04	142-28-9	W
2,2-Dichloropropane	**<25.0**	ug/kg	60.0	25.0	1	03/12/20 08:15	03/12/20 15:04	594-20-7	W
1,1-Dichloropropene	**<25.0**	ug/kg	60.0	25.0	1	03/12/20 08:15	03/12/20 15:04	563-58-6	W
cis-1,3-Dichloropropene	**<42.3**	ug/kg	141	42.3	1	03/12/20 08:15	03/12/20 15:04	10061-01-5	W
trans-1,3-Dichloropropene	**<25.0**	ug/kg	74.0	25.0	1	03/12/20 08:15	03/12/20 15:04	10061-02-6	W
Diisopropyl ether	**<25.0**	ug/kg	60.0	25.0	1	03/12/20 08:15	03/12/20 15:04	108-20-3	W
Ethylbenzene	**<25.0**	ug/kg	60.0	25.0	1	03/12/20 08:15	03/12/20 15:04	100-41-4	W
Hexachloro-1,3-butadiene	**<68.7**	ug/kg	229	68.7	1	03/12/20 08:15	03/12/20 15:04	87-68-3	W
Isopropylbenzene (Cumene)	**<25.0**	ug/kg	60.0	25.0	1	03/12/20 08:15	03/12/20 15:04	98-82-8	W
p-Isopropyltoluene	**<25.0**	ug/kg	72.0	25.0	1	03/12/20 08:15	03/12/20 15:04	99-87-6	W
Methylene Chloride	**<26.3**	ug/kg	88.0	26.3	1	03/12/20 08:15	03/12/20 15:04	75-09-2	W
Methyl-tert-butyl ether	**<25.0**	ug/kg	60.0	25.0	1	03/12/20 08:15	03/12/20 15:04	1634-04-4	W
Naphthalene	**<27.3**	ug/kg	91.0	27.3	1	03/12/20 08:15	03/12/20 15:04	91-20-3	W
n-Propylbenzene	**<25.0**	ug/kg	60.0	25.0	1	03/12/20 08:15	03/12/20 15:04	103-65-1	W
Styrene	**<25.0**	ug/kg	60.0	25.0	1	03/12/20 08:15	03/12/20 15:04	100-42-5	W
1,1,1,2-Tetrachloroethane	**<25.0**	ug/kg	60.0	25.0	1	03/12/20 08:15	03/12/20 15:04	630-20-6	W
1,1,2,2-Tetrachloroethane	**<25.0**	ug/kg	60.0	25.0	1	03/12/20 08:15	03/12/20 15:04	79-34-5	W
Tetrachloroethene	**<38.7**	ug/kg	129	38.7	1	03/12/20 08:15	03/12/20 15:04	127-18-4	W
Toluene	**<25.0**	ug/kg	60.0	25.0	1	03/12/20 08:15	03/12/20 15:04	108-88-3	W
1,2,3-Trichlorobenzene	**<47.3**	ug/kg	158	47.3	1	03/12/20 08:15	03/12/20 15:04	87-61-6	W
1,2,4-Trichlorobenzene	**<41.7**	ug/kg	250	41.7	1	03/12/20 08:15	03/12/20 15:04	120-82-1	W
1,1,1-Trichloroethane	**<25.0**	ug/kg	60.0	25.0	1	03/12/20 08:15	03/12/20 15:04	71-55-6	W
1,1,2-Trichloroethane	**<25.0**	ug/kg	60.0	25.0	1	03/12/20 08:15	03/12/20 15:04	79-00-5	W
Trichloroethene	**<25.0**	ug/kg	60.0	25.0	1	03/12/20 08:15	03/12/20 15:04	79-01-6	W
Trichlorofluoromethane	**<25.0**	ug/kg	65.0	25.0	1	03/12/20 08:15	03/12/20 15:04	75-69-4	W

REPORT OF LABORATORY ANALYSIS

This report shall not be reproduced, except in full,
without the written consent of Pace Analytical Services, LLC.

Pace Analytical Services, LLC
1241 Bellevue Street - Suite 9
Green Bay, WI 54302
(920)469-2436

ANALYTICAL RESULTS

Project: 60617051 SHOE FACTORY SITE
Pace Project No.: 40204467

Sample: SP-111/ 7-8 **Lab ID: 40204467024** Collected: 03/05/20 15:10 Received: 03/10/20 09:15 Matrix: Solid

Results reported on a "dry weight" basis and are adjusted for percent moisture, sample size and any dilutions.

Parameters	Results	Units	LOQ	LOD	DF	Prepared	Analyzed	CAS No.	Qual
8260 MSV Med Level Normal List	Analytical Method: EPA 8260 Preparation Method: EPA 5035/5030B								
1,2,3-Trichloropropane	**<37.4**	ug/kg	125	37.4	1	03/12/20 08:15	03/12/20 15:04	96-18-4	W
1,2,4-Trimethylbenzene	**<25.0**	ug/kg	60.0	25.0	1	03/12/20 08:15	03/12/20 15:04	95-63-6	W
1,3,5-Trimethylbenzene	**<25.0**	ug/kg	60.0	25.0	1	03/12/20 08:15	03/12/20 15:04	108-67-8	W
Vinyl chloride	**<25.0**	ug/kg	60.0	25.0	1	03/12/20 08:15	03/12/20 15:04	75-01-4	W
Xylene (Total)	**<75.0**	ug/kg	180	75.0	1	03/12/20 08:15	03/12/20 15:04	1330-20-7	W
m&p-Xylene	**<50.0**	ug/kg	120	50.0	1	03/12/20 08:15	03/12/20 15:04	179601-23-1	W
o-Xylene	**<25.0**	ug/kg	60.0	25.0	1	03/12/20 08:15	03/12/20 15:04	95-47-6	W
Surrogates									
Dibromofluoromethane (S)	97	%	57-146		1	03/12/20 08:15	03/12/20 15:04	1868-53-7	
Toluene-d8 (S)	105	%	64-134		1	03/12/20 08:15	03/12/20 15:04	2037-26-5	
4-Bromofluorobenzene (S)	91	%	54-126		1	03/12/20 08:15	03/12/20 15:04	460-00-4	
Percent Moisture	Analytical Method: ASTM D2974-87								
Percent Moisture	**27.2**	%	0.10	0.10	1		03/13/20 11:37		

REPORT OF LABORATORY ANALYSIS

This report shall not be reproduced, except in full,
without the written consent of Pace Analytical Services, LLC.

Pace Analytical Services, LLC
1241 Bellevue Street - Suite 9
Green Bay, WI 54302
(920)469-2436

ANALYTICAL RESULTS

Project: 60617051 SHOE FACTORY SITE
Pace Project No.: 40204467

Sample: SP-112/ 2-3 **Lab ID: 40204467025** Collected: 03/05/20 15:15 Received: 03/10/20 09:15 Matrix: Solid

Results reported on a "dry weight" basis and are adjusted for percent moisture, sample size and any dilutions.

Parameters	Results	Units	LOQ	LOD	DF	Prepared	Analyzed	CAS No.	Qual
6010 MET ICP	Analytical Method: EPA 6010 Preparation Method: EPA 3050								
Arsenic	**4.5J**	mg/kg	5.6	1.7	1	03/11/20 08:32	03/11/20 20:03	7440-38-2	
Barium	**107**	mg/kg	0.57	0.17	1	03/11/20 08:32	03/11/20 20:03	7440-39-3	
Cadmium	**<0.15**	mg/kg	0.57	0.15	1	03/11/20 08:32	03/11/20 20:03	7440-43-9	
Chromium	**15.8**	mg/kg	1.1	0.32	1	03/11/20 08:32	03/11/20 20:03	7440-47-3	
Lead	**33.6**	mg/kg	2.3	0.68	1	03/11/20 08:32	03/11/20 20:03	7439-92-1	
Selenium	**<1.5**	mg/kg	5.0	1.5	1	03/11/20 08:32	03/11/20 20:03	7782-49-2	
Silver	**<0.35**	mg/kg	1.1	0.35	1	03/11/20 08:32	03/11/20 20:03	7440-22-4	
7471 Mercury	Analytical Method: EPA 7471 Preparation Method: EPA 7471								
Mercury	**0.040**	mg/kg	0.036	0.011	1	03/12/20 08:47	03/12/20 15:24	7439-97-6	B
8270 MSSV PAH by SIM	Analytical Method: EPA 8270 by SIM Preparation Method: EPA 3546								
Acenaphthene	**<2.5**	ug/kg	19.5	2.5	1	03/12/20 08:46	03/16/20 17:44	83-32-9	
Acenaphthylene	**7.3J**	ug/kg	19.5	2.5	1	03/12/20 08:46	03/16/20 17:44	208-96-8	
Anthracene	**8.3J**	ug/kg	19.5	2.4	1	03/12/20 08:46	03/16/20 17:44	120-12-7	
Benzo(a)anthracene	**23.5**	ug/kg	19.5	2.5	1	03/12/20 08:46	03/16/20 17:44	56-55-3	
Benzo(a)pyrene	**36.5**	ug/kg	19.5	2.2	1	03/12/20 08:46	03/16/20 17:44	50-32-8	
Benzo(b)fluoranthene	**46.9**	ug/kg	19.5	2.7	1	03/12/20 08:46	03/16/20 17:44	205-99-2	
Benzo(g,h,i)perylene	**36.8**	ug/kg	19.5	3.4	1	03/12/20 08:46	03/16/20 17:44	191-24-2	
Benzo(k)fluoranthene	**18.7J**	ug/kg	19.5	2.5	1	03/12/20 08:46	03/16/20 17:44	207-08-9	
Chrysene	**38.5**	ug/kg	19.5	3.7	1	03/12/20 08:46	03/16/20 17:44	218-01-9	
Dibenz(a,h)anthracene	**9.1J**	ug/kg	19.5	2.7	1	03/12/20 08:46	03/16/20 17:44	53-70-3	
Fluoranthene	**52.4**	ug/kg	19.5	2.3	1	03/12/20 08:46	03/16/20 17:44	206-44-0	
Fluorene	**<2.3**	ug/kg	19.5	2.3	1	03/12/20 08:46	03/16/20 17:44	86-73-7	
Indeno(1,2,3-cd)pyrene	**23.0**	ug/kg	19.5	4.1	1	03/12/20 08:46	03/16/20 17:44	193-39-5	
1-Methylnaphthalene	**<2.8**	ug/kg	19.5	2.8	1	03/12/20 08:46	03/16/20 17:44	90-12-0	
2-Methylnaphthalene	**<2.8**	ug/kg	19.5	2.8	1	03/12/20 08:46	03/16/20 17:44	91-57-6	
Naphthalene	**<1.9**	ug/kg	19.5	1.9	1	03/12/20 08:46	03/16/20 17:44	91-20-3	
Phenanthrene	**13.5J**	ug/kg	19.5	2.2	1	03/12/20 08:46	03/16/20 17:44	85-01-8	
Pyrene	**51.9**	ug/kg	19.5	2.9	1	03/12/20 08:46	03/16/20 17:44	129-00-0	
Surrogates									
2-Fluorobiphenyl (S)	77	%	42-92		1	03/12/20 08:46	03/16/20 17:44	321-60-8	
Terphenyl-d14 (S)	69	%	40-92		1	03/12/20 08:46	03/16/20 17:44	1718-51-0	
8260 MSV Med Level Normal List	Analytical Method: EPA 8260 Preparation Method: EPA 5035/5030B								
Benzene	**<25.0**	ug/kg	60.0	25.0	1	03/12/20 08:15	03/12/20 15:21	71-43-2	W
Bromobenzene	**<25.0**	ug/kg	62.0	25.0	1	03/12/20 08:15	03/12/20 15:21	108-86-1	W
Bromochloromethane	**<25.0**	ug/kg	70.0	25.0	1	03/12/20 08:15	03/12/20 15:21	74-97-5	W
Bromodichloromethane	**<25.0**	ug/kg	60.0	25.0	1	03/12/20 08:15	03/12/20 15:21	75-27-4	W
Bromoform	**<25.0**	ug/kg	72.0	25.0	1	03/12/20 08:15	03/12/20 15:21	75-25-2	W
Bromomethane	**<63.8**	ug/kg	250	63.8	1	03/12/20 08:15	03/12/20 15:21	74-83-9	W
n-Butylbenzene	**<30.0**	ug/kg	100	30.0	1	03/12/20 08:15	03/12/20 15:21	104-51-8	W
sec-Butylbenzene	**<25.0**	ug/kg	72.0	25.0	1	03/12/20 08:15	03/12/20 15:21	135-98-8	W
tert-Butylbenzene	**<25.0**	ug/kg	62.0	25.0	1	03/12/20 08:15	03/12/20 15:21	98-06-6	W
Carbon tetrachloride	**<25.0**	ug/kg	60.0	25.0	1	03/12/20 08:15	03/12/20 15:21	56-23-5	W

REPORT OF LABORATORY ANALYSIS

This report shall not be reproduced, except in full,
without the written consent of Pace Analytical Services, LLC.

Pace Analytical Services, LLC
1241 Bellevue Street - Suite 9
Green Bay, WI 54302
(920)469-2436

ANALYTICAL RESULTS

Project: 60617051 SHOE FACTORY SITE
Pace Project No.: 40204467

Sample: SP-112/ 2-3 **Lab ID: 40204467025** Collected: 03/05/20 15:15 Received: 03/10/20 09:15 Matrix: Solid

Results reported on a "dry weight" basis and are adjusted for percent moisture, sample size and any dilutions.

Parameters	Results	Units	LOQ	LOD	DF	Prepared	Analyzed	CAS No.	Qual
8260 MSV Med Level Normal List	Analytical Method: EPA 8260 Preparation Method: EPA 5035/5030B								
Chlorobenzene	**<25.0**	ug/kg	60.0	25.0	1	03/12/20 08:15	03/12/20 15:21	108-90-7	W
Chloroethane	**<46.4**	ug/kg	250	46.4	1	03/12/20 08:15	03/12/20 15:21	75-00-3	W
Chloroform	**<47.5**	ug/kg	250	47.5	1	03/12/20 08:15	03/12/20 15:21	67-66-3	W
Chloromethane	**<25.0**	ug/kg	80.0	25.0	1	03/12/20 08:15	03/12/20 15:21	74-87-3	W
2-Chlorotoluene	**<25.0**	ug/kg	64.0	25.0	1	03/12/20 08:15	03/12/20 15:21	95-49-8	W
4-Chlorotoluene	**<25.0**	ug/kg	64.0	25.0	1	03/12/20 08:15	03/12/20 15:21	106-43-4	W
1,2-Dibromo-3-chloropropane	**<237**	ug/kg	789	237	1	03/12/20 08:15	03/12/20 15:21	96-12-8	W
Dibromochloromethane	**<229**	ug/kg	763	229	1	03/12/20 08:15	03/12/20 15:21	124-48-1	W
1,2-Dibromoethane (EDB)	**<25.0**	ug/kg	60.0	25.0	1	03/12/20 08:15	03/12/20 15:21	106-93-4	W
Dibromomethane	**<25.0**	ug/kg	60.0	25.0	1	03/12/20 08:15	03/12/20 15:21	74-95-3	W
1,2-Dichlorobenzene	**<25.0**	ug/kg	60.0	25.0	1	03/12/20 08:15	03/12/20 15:21	95-50-1	W
1,3-Dichlorobenzene	**<25.0**	ug/kg	60.0	25.0	1	03/12/20 08:15	03/12/20 15:21	541-73-1	W
1,4-Dichlorobenzene	**<25.0**	ug/kg	60.0	25.0	1	03/12/20 08:15	03/12/20 15:21	106-46-7	W
Dichlorodifluoromethane	**<25.0**	ug/kg	72.0	25.0	1	03/12/20 08:15	03/12/20 15:21	75-71-8	W
1,1-Dichloroethane	**<25.0**	ug/kg	60.0	25.0	1	03/12/20 08:15	03/12/20 15:21	75-34-3	W
1,2-Dichloroethane	**<25.0**	ug/kg	60.0	25.0	1	03/12/20 08:15	03/12/20 15:21	107-06-2	W
1,1-Dichloroethene	**<25.0**	ug/kg	60.0	25.0	1	03/12/20 08:15	03/12/20 15:21	75-35-4	W
cis-1,2-Dichloroethene	**<25.0**	ug/kg	60.0	25.0	1	03/12/20 08:15	03/12/20 15:21	156-59-2	W
trans-1,2-Dichloroethene	**<25.0**	ug/kg	67.0	25.0	1	03/12/20 08:15	03/12/20 15:21	156-60-5	W
1,2-Dichloropropane	**<25.0**	ug/kg	60.0	25.0	1	03/12/20 08:15	03/12/20 15:21	78-87-5	W
1,3-Dichloropropane	**<25.0**	ug/kg	60.0	25.0	1	03/12/20 08:15	03/12/20 15:21	142-28-9	W
2,2-Dichloropropane	**<25.0**	ug/kg	60.0	25.0	1	03/12/20 08:15	03/12/20 15:21	594-20-7	W
1,1-Dichloropropene	**<25.0**	ug/kg	60.0	25.0	1	03/12/20 08:15	03/12/20 15:21	563-58-6	W
cis-1,3-Dichloropropene	**<42.3**	ug/kg	141	42.3	1	03/12/20 08:15	03/12/20 15:21	10061-01-5	W
trans-1,3-Dichloropropene	**<25.0**	ug/kg	74.0	25.0	1	03/12/20 08:15	03/12/20 15:21	10061-02-6	W
Diisopropyl ether	**<25.0**	ug/kg	60.0	25.0	1	03/12/20 08:15	03/12/20 15:21	108-20-3	W
Ethylbenzene	**<25.0**	ug/kg	60.0	25.0	1	03/12/20 08:15	03/12/20 15:21	100-41-4	W
Hexachloro-1,3-butadiene	**<68.7**	ug/kg	229	68.7	1	03/12/20 08:15	03/12/20 15:21	87-68-3	W
Isopropylbenzene (Cumene)	**<25.0**	ug/kg	60.0	25.0	1	03/12/20 08:15	03/12/20 15:21	98-82-8	W
p-Isopropyltoluene	**<25.0**	ug/kg	72.0	25.0	1	03/12/20 08:15	03/12/20 15:21	99-87-6	W
Methylene Chloride	**<26.3**	ug/kg	88.0	26.3	1	03/12/20 08:15	03/12/20 15:21	75-09-2	W
Methyl-tert-butyl ether	**<25.0**	ug/kg	60.0	25.0	1	03/12/20 08:15	03/12/20 15:21	1634-04-4	W
Naphthalene	**<27.3**	ug/kg	91.0	27.3	1	03/12/20 08:15	03/12/20 15:21	91-20-3	W
n-Propylbenzene	**<25.0**	ug/kg	60.0	25.0	1	03/12/20 08:15	03/12/20 15:21	103-65-1	W
Styrene	**<25.0**	ug/kg	60.0	25.0	1	03/12/20 08:15	03/12/20 15:21	100-42-5	W
1,1,1,2-Tetrachloroethane	**<25.0**	ug/kg	60.0	25.0	1	03/12/20 08:15	03/12/20 15:21	630-20-6	W
1,1,2,2-Tetrachloroethane	**<25.0**	ug/kg	60.0	25.0	1	03/12/20 08:15	03/12/20 15:21	79-34-5	W
Tetrachloroethene	**<38.7**	ug/kg	129	38.7	1	03/12/20 08:15	03/12/20 15:21	127-18-4	W
Toluene	**<25.0**	ug/kg	60.0	25.0	1	03/12/20 08:15	03/12/20 15:21	108-88-3	W
1,2,3-Trichlorobenzene	**<47.3**	ug/kg	158	47.3	1	03/12/20 08:15	03/12/20 15:21	87-61-6	W
1,2,4-Trichlorobenzene	**<41.7**	ug/kg	250	41.7	1	03/12/20 08:15	03/12/20 15:21	120-82-1	W
1,1,1-Trichloroethane	**<25.0**	ug/kg	60.0	25.0	1	03/12/20 08:15	03/12/20 15:21	71-55-6	W
1,1,2-Trichloroethane	**<25.0**	ug/kg	60.0	25.0	1	03/12/20 08:15	03/12/20 15:21	79-00-5	W
Trichloroethene	**<25.0**	ug/kg	60.0	25.0	1	03/12/20 08:15	03/12/20 15:21	79-01-6	W
Trichlorofluoromethane	**<25.0**	ug/kg	65.0	25.0	1	03/12/20 08:15	03/12/20 15:21	75-69-4	W

REPORT OF LABORATORY ANALYSIS

This report shall not be reproduced, except in full,
without the written consent of Pace Analytical Services, LLC.

Pace Analytical Services, LLC
1241 Bellevue Street - Suite 9
Green Bay, WI 54302
(920)469-2436

ANALYTICAL RESULTS

Project: 60617051 SHOE FACTORY SITE
Pace Project No.: 40204467

Sample: SP-112/ 2-3 **Lab ID: 40204467025** Collected: 03/05/20 15:15 Received: 03/10/20 09:15 Matrix: Solid

Results reported on a "dry weight" basis and are adjusted for percent moisture, sample size and any dilutions.

Parameters	Results	Units	LOQ	LOD	DF	Prepared	Analyzed	CAS No.	Qual
8260 MSV Med Level Normal List	Analytical Method: EPA 8260 Preparation Method: EPA 5035/5030B								
1,2,3-Trichloropropane	**<37.4**	ug/kg	125	37.4	1	03/12/20 08:15	03/12/20 15:21	96-18-4	W
1,2,4-Trimethylbenzene	**<25.0**	ug/kg	60.0	25.0	1	03/12/20 08:15	03/12/20 15:21	95-63-6	W
1,3,5-Trimethylbenzene	**<25.0**	ug/kg	60.0	25.0	1	03/12/20 08:15	03/12/20 15:21	108-67-8	W
Vinyl chloride	**<25.0**	ug/kg	60.0	25.0	1	03/12/20 08:15	03/12/20 15:21	75-01-4	W
Xylene (Total)	**<75.0**	ug/kg	180	75.0	1	03/12/20 08:15	03/12/20 15:21	1330-20-7	W
m&p-Xylene	**<50.0**	ug/kg	120	50.0	1	03/12/20 08:15	03/12/20 15:21	179601-23-1	W
o-Xylene	**<25.0**	ug/kg	60.0	25.0	1	03/12/20 08:15	03/12/20 15:21	95-47-6	W
Surrogates									
Dibromofluoromethane (S)	107	%	57-146		1	03/12/20 08:15	03/12/20 15:21	1868-53-7	
Toluene-d8 (S)	113	%	64-134		1	03/12/20 08:15	03/12/20 15:21	2037-26-5	
4-Bromofluorobenzene (S)	103	%	54-126		1	03/12/20 08:15	03/12/20 15:21	460-00-4	
Percent Moisture	Analytical Method: ASTM D2974-87								
Percent Moisture	**14.1**	%	0.10	0.10	1		03/13/20 11:37		

REPORT OF LABORATORY ANALYSIS

This report shall not be reproduced, except in full,
without the written consent of Pace Analytical Services, LLC.

Pace Analytical Services, LLC
1241 Bellevue Street - Suite 9
Green Bay, WI 54302
(920)469-2436

ANALYTICAL RESULTS

Project: 60617051 SHOE FACTORY SITE
Pace Project No.: 40204467

Sample: SP-112/ 4-5 **Lab ID: 40204467026** Collected: 03/05/20 15:20 Received: 03/10/20 09:15 Matrix: Solid

Results reported on a "dry weight" basis and are adjusted for percent moisture, sample size and any dilutions.

Parameters	Results	Units	LOQ	LOD	DF	Prepared	Analyzed	CAS No.	Qual
6010 MET ICP	Analytical Method: EPA 6010 Preparation Method: EPA 3050								
Arsenic	**7.0**	mg/kg	7.0	2.1	1	03/11/20 08:32	03/11/20 20:06	7440-38-2	
Barium	**240**	mg/kg	0.71	0.21	1	03/11/20 08:32	03/11/20 20:06	7440-39-3	
Cadmium	**0.30J**	mg/kg	0.71	0.19	1	03/11/20 08:32	03/11/20 20:06	7440-43-9	
Chromium	**26.2**	mg/kg	1.4	0.40	1	03/11/20 08:32	03/11/20 20:06	7440-47-3	
Lead	**16.0**	mg/kg	2.8	0.85	1	03/11/20 08:32	03/11/20 20:06	7439-92-1	
Selenium	**2.0J**	mg/kg	6.2	1.9	1	03/11/20 08:32	03/11/20 20:06	7782-49-2	
Silver	**0.46J**	mg/kg	1.4	0.44	1	03/11/20 08:32	03/11/20 20:06	7440-22-4	
7471 Mercury	Analytical Method: EPA 7471 Preparation Method: EPA 7471								
Mercury	**0.26**	mg/kg	0.051	0.015	1	03/12/20 08:47	03/12/20 15:26	7439-97-6	
8270 MSSV PAH by SIM	Analytical Method: EPA 8270 by SIM Preparation Method: EPA 3546								
Acenaphthene	**<3.2**	ug/kg	24.3	3.2	1	03/12/20 08:46	03/16/20 11:08	83-32-9	
Acenaphthylene	**<3.1**	ug/kg	24.3	3.1	1	03/12/20 08:46	03/16/20 11:08	208-96-8	
Anthracene	**<3.0**	ug/kg	24.3	3.0	1	03/12/20 08:46	03/16/20 11:08	120-12-7	
Benzo(a)anthracene	**<3.1**	ug/kg	24.3	3.1	1	03/12/20 08:46	03/16/20 11:08	56-55-3	
Benzo(a)pyrene	**<2.8**	ug/kg	24.3	2.8	1	03/12/20 08:46	03/16/20 11:08	50-32-8	
Benzo(b)fluoranthene	**<3.4**	ug/kg	24.3	3.4	1	03/12/20 08:46	03/16/20 11:08	205-99-2	
Benzo(g,h,i)perylene	**<4.3**	ug/kg	24.3	4.3	1	03/12/20 08:46	03/16/20 11:08	191-24-2	
Benzo(k)fluoranthene	**<3.1**	ug/kg	24.3	3.1	1	03/12/20 08:46	03/16/20 11:08	207-08-9	
Chrysene	**<4.6**	ug/kg	24.3	4.6	1	03/12/20 08:46	03/16/20 11:08	218-01-9	
Dibenz(a,h)anthracene	**<3.4**	ug/kg	24.3	3.4	1	03/12/20 08:46	03/16/20 11:08	53-70-3	
Fluoranthene	**4.5J**	ug/kg	24.3	2.9	1	03/12/20 08:46	03/16/20 11:08	206-44-0	
Fluorene	**<2.9**	ug/kg	24.3	2.9	1	03/12/20 08:46	03/16/20 11:08	86-73-7	
Indeno(1,2,3-cd)pyrene	**<5.1**	ug/kg	24.3	5.1	1	03/12/20 08:46	03/16/20 11:08	193-39-5	
1-Methylnaphthalene	**<3.6**	ug/kg	24.3	3.6	1	03/12/20 08:46	03/16/20 11:08	90-12-0	
2-Methylnaphthalene	**<3.6**	ug/kg	24.3	3.6	1	03/12/20 08:46	03/16/20 11:08	91-57-6	
Naphthalene	**2.4J**	ug/kg	24.3	2.4	1	03/12/20 08:46	03/16/20 11:08	91-20-3	
Phenanthrene	**<2.8**	ug/kg	24.3	2.8	1	03/12/20 08:46	03/16/20 11:08	85-01-8	
Pyrene	**<3.6**	ug/kg	24.3	3.6	1	03/12/20 08:46	03/16/20 11:08	129-00-0	
Surrogates									
2-Fluorobiphenyl (S)	70	%	42-92		1	03/12/20 08:46	03/16/20 11:08	321-60-8	
Terphenyl-d14 (S)	65	%	40-92		1	03/12/20 08:46	03/16/20 11:08	1718-51-0	
8260 MSV Med Level Normal List	Analytical Method: EPA 8260 Preparation Method: EPA 5035/5030B								
Benzene	**<25.0**	ug/kg	60.0	25.0	1	03/12/20 08:15	03/12/20 15:38	71-43-2	W
Bromobenzene	**<25.0**	ug/kg	62.0	25.0	1	03/12/20 08:15	03/12/20 15:38	108-86-1	W
Bromochloromethane	**<25.0**	ug/kg	70.0	25.0	1	03/12/20 08:15	03/12/20 15:38	74-97-5	W
Bromodichloromethane	**<25.0**	ug/kg	60.0	25.0	1	03/12/20 08:15	03/12/20 15:38	75-27-4	W
Bromoform	**<25.0**	ug/kg	72.0	25.0	1	03/12/20 08:15	03/12/20 15:38	75-25-2	W
Bromomethane	**<63.8**	ug/kg	250	63.8	1	03/12/20 08:15	03/12/20 15:38	74-83-9	W
n-Butylbenzene	**<30.0**	ug/kg	100	30.0	1	03/12/20 08:15	03/12/20 15:38	104-51-8	W
sec-Butylbenzene	**<25.0**	ug/kg	72.0	25.0	1	03/12/20 08:15	03/12/20 15:38	135-98-8	W
tert-Butylbenzene	**<25.0**	ug/kg	62.0	25.0	1	03/12/20 08:15	03/12/20 15:38	98-06-6	W
Carbon tetrachloride	**<25.0**	ug/kg	60.0	25.0	1	03/12/20 08:15	03/12/20 15:38	56-23-5	W

REPORT OF LABORATORY ANALYSIS

This report shall not be reproduced, except in full,
without the written consent of Pace Analytical Services, LLC.

Pace Analytical Services, LLC
1241 Bellevue Street - Suite 9
Green Bay, WI 54302
(920)469-2436

ANALYTICAL RESULTS

Project: 60617051 SHOE FACTORY SITE
Pace Project No.: 40204467

Sample: SP-112/ 4-5 **Lab ID: 40204467026** Collected: 03/05/20 15:20 Received: 03/10/20 09:15 Matrix: Solid

Results reported on a "dry weight" basis and are adjusted for percent moisture, sample size and any dilutions.

Parameters	Results	Units	LOQ	LOD	DF	Prepared	Analyzed	CAS No.	Qual
8260 MSV Med Level Normal List	Analytical Method: EPA 8260 Preparation Method: EPA 5035/5030B								
Chlorobenzene	**<25.0**	ug/kg	60.0	25.0	1	03/12/20 08:15	03/12/20 15:38	108-90-7	W
Chloroethane	**<46.4**	ug/kg	250	46.4	1	03/12/20 08:15	03/12/20 15:38	75-00-3	W
Chloroform	**<47.5**	ug/kg	250	47.5	1	03/12/20 08:15	03/12/20 15:38	67-66-3	W
Chloromethane	**<25.0**	ug/kg	80.0	25.0	1	03/12/20 08:15	03/12/20 15:38	74-87-3	W
2-Chlorotoluene	**<25.0**	ug/kg	64.0	25.0	1	03/12/20 08:15	03/12/20 15:38	95-49-8	W
4-Chlorotoluene	**<25.0**	ug/kg	64.0	25.0	1	03/12/20 08:15	03/12/20 15:38	106-43-4	W
1,2-Dibromo-3-chloropropane	**<237**	ug/kg	789	237	1	03/12/20 08:15	03/12/20 15:38	96-12-8	W
Dibromochloromethane	**<229**	ug/kg	763	229	1	03/12/20 08:15	03/12/20 15:38	124-48-1	W
1,2-Dibromoethane (EDB)	**<25.0**	ug/kg	60.0	25.0	1	03/12/20 08:15	03/12/20 15:38	106-93-4	W
Dibromomethane	**<25.0**	ug/kg	60.0	25.0	1	03/12/20 08:15	03/12/20 15:38	74-95-3	W
1,2-Dichlorobenzene	**<25.0**	ug/kg	60.0	25.0	1	03/12/20 08:15	03/12/20 15:38	95-50-1	W
1,3-Dichlorobenzene	**<25.0**	ug/kg	60.0	25.0	1	03/12/20 08:15	03/12/20 15:38	541-73-1	W
1,4-Dichlorobenzene	**<25.0**	ug/kg	60.0	25.0	1	03/12/20 08:15	03/12/20 15:38	106-46-7	W
Dichlorodifluoromethane	**<25.0**	ug/kg	72.0	25.0	1	03/12/20 08:15	03/12/20 15:38	75-71-8	W
1,1-Dichloroethane	**<25.0**	ug/kg	60.0	25.0	1	03/12/20 08:15	03/12/20 15:38	75-34-3	W
1,2-Dichloroethane	**<25.0**	ug/kg	60.0	25.0	1	03/12/20 08:15	03/12/20 15:38	107-06-2	W
1,1-Dichloroethene	**<25.0**	ug/kg	60.0	25.0	1	03/12/20 08:15	03/12/20 15:38	75-35-4	W
cis-1,2-Dichloroethene	**<25.0**	ug/kg	60.0	25.0	1	03/12/20 08:15	03/12/20 15:38	156-59-2	W
trans-1,2-Dichloroethene	**<25.0**	ug/kg	67.0	25.0	1	03/12/20 08:15	03/12/20 15:38	156-60-5	W
1,2-Dichloropropane	**<25.0**	ug/kg	60.0	25.0	1	03/12/20 08:15	03/12/20 15:38	78-87-5	W
1,3-Dichloropropane	**<25.0**	ug/kg	60.0	25.0	1	03/12/20 08:15	03/12/20 15:38	142-28-9	W
2,2-Dichloropropane	**<25.0**	ug/kg	60.0	25.0	1	03/12/20 08:15	03/12/20 15:38	594-20-7	W
1,1-Dichloropropene	**<25.0**	ug/kg	60.0	25.0	1	03/12/20 08:15	03/12/20 15:38	563-58-6	W
cis-1,3-Dichloropropene	**<42.3**	ug/kg	141	42.3	1	03/12/20 08:15	03/12/20 15:38	10061-01-5	W
trans-1,3-Dichloropropene	**<25.0**	ug/kg	74.0	25.0	1	03/12/20 08:15	03/12/20 15:38	10061-02-6	W
Diisopropyl ether	**<25.0**	ug/kg	60.0	25.0	1	03/12/20 08:15	03/12/20 15:38	108-20-3	W
Ethylbenzene	**<25.0**	ug/kg	60.0	25.0	1	03/12/20 08:15	03/12/20 15:38	100-41-4	W
Hexachloro-1,3-butadiene	**<68.7**	ug/kg	229	68.7	1	03/12/20 08:15	03/12/20 15:38	87-68-3	W
Isopropylbenzene (Cumene)	**<25.0**	ug/kg	60.0	25.0	1	03/12/20 08:15	03/12/20 15:38	98-82-8	W
p-Isopropyltoluene	**<25.0**	ug/kg	72.0	25.0	1	03/12/20 08:15	03/12/20 15:38	99-87-6	W
Methylene Chloride	**<26.3**	ug/kg	88.0	26.3	1	03/12/20 08:15	03/12/20 15:38	75-09-2	W
Methyl-tert-butyl ether	**<25.0**	ug/kg	60.0	25.0	1	03/12/20 08:15	03/12/20 15:38	1634-04-4	W
Naphthalene	**<27.3**	ug/kg	91.0	27.3	1	03/12/20 08:15	03/12/20 15:38	91-20-3	W
n-Propylbenzene	**<25.0**	ug/kg	60.0	25.0	1	03/12/20 08:15	03/12/20 15:38	103-65-1	W
Styrene	**<25.0**	ug/kg	60.0	25.0	1	03/12/20 08:15	03/12/20 15:38	100-42-5	W
1,1,1,2-Tetrachloroethane	**<25.0**	ug/kg	60.0	25.0	1	03/12/20 08:15	03/12/20 15:38	630-20-6	W
1,1,2,2-Tetrachloroethane	**<25.0**	ug/kg	60.0	25.0	1	03/12/20 08:15	03/12/20 15:38	79-34-5	W
Tetrachloroethene	**<38.7**	ug/kg	129	38.7	1	03/12/20 08:15	03/12/20 15:38	127-18-4	W
Toluene	**<25.0**	ug/kg	60.0	25.0	1	03/12/20 08:15	03/12/20 15:38	108-88-3	W
1,2,3-Trichlorobenzene	**<47.3**	ug/kg	158	47.3	1	03/12/20 08:15	03/12/20 15:38	87-61-6	W
1,2,4-Trichlorobenzene	**<41.7**	ug/kg	250	41.7	1	03/12/20 08:15	03/12/20 15:38	120-82-1	W
1,1,1-Trichloroethane	**<25.0**	ug/kg	60.0	25.0	1	03/12/20 08:15	03/12/20 15:38	71-55-6	W
1,1,2-Trichloroethane	**<25.0**	ug/kg	60.0	25.0	1	03/12/20 08:15	03/12/20 15:38	79-00-5	W
Trichloroethene	**<25.0**	ug/kg	60.0	25.0	1	03/12/20 08:15	03/12/20 15:38	79-01-6	W
Trichlorofluoromethane	**<25.0**	ug/kg	65.0	25.0	1	03/12/20 08:15	03/12/20 15:38	75-69-4	W

REPORT OF LABORATORY ANALYSIS

This report shall not be reproduced, except in full,
without the written consent of Pace Analytical Services, LLC.

Pace Analytical Services, LLC
1241 Bellevue Street - Suite 9
Green Bay, WI 54302
(920)469-2436

ANALYTICAL RESULTS

Project: 60617051 SHOE FACTORY SITE
Pace Project No.: 40204467

Sample: SP-112/ 4-5 **Lab ID: 40204467026** Collected: 03/05/20 15:20 Received: 03/10/20 09:15 Matrix: Solid

Results reported on a "dry weight" basis and are adjusted for percent moisture, sample size and any dilutions.

Parameters	Results	Units	LOQ	LOD	DF	Prepared	Analyzed	CAS No.	Qual
8260 MSV Med Level Normal List	Analytical Method: EPA 8260 Preparation Method: EPA 5035/5030B								
1,2,3-Trichloropropane	**<37.4**	ug/kg	125	37.4	1	03/12/20 08:15	03/12/20 15:38	96-18-4	W
1,2,4-Trimethylbenzene	**<25.0**	ug/kg	60.0	25.0	1	03/12/20 08:15	03/12/20 15:38	95-63-6	W
1,3,5-Trimethylbenzene	**<25.0**	ug/kg	60.0	25.0	1	03/12/20 08:15	03/12/20 15:38	108-67-8	W
Vinyl chloride	**<25.0**	ug/kg	60.0	25.0	1	03/12/20 08:15	03/12/20 15:38	75-01-4	W
Xylene (Total)	**<75.0**	ug/kg	180	75.0	1	03/12/20 08:15	03/12/20 15:38	1330-20-7	W
m&p-Xylene	**<50.0**	ug/kg	120	50.0	1	03/12/20 08:15	03/12/20 15:38	179601-23-1	W
o-Xylene	**<25.0**	ug/kg	60.0	25.0	1	03/12/20 08:15	03/12/20 15:38	95-47-6	W
Surrogates									
Dibromofluoromethane (S)	99	%	57-146		1	03/12/20 08:15	03/12/20 15:38	1868-53-7	
Toluene-d8 (S)	106	%	64-134		1	03/12/20 08:15	03/12/20 15:38	2037-26-5	
4-Bromofluorobenzene (S)	91	%	54-126		1	03/12/20 08:15	03/12/20 15:38	460-00-4	
Percent Moisture	Analytical Method: ASTM D2974-87								
Percent Moisture	**31.4**	%	0.10	0.10	1		03/13/20 11:38		

REPORT OF LABORATORY ANALYSIS

This report shall not be reproduced, except in full,
without the written consent of Pace Analytical Services, LLC.

Pace Analytical Services, LLC
1241 Bellevue Street - Suite 9
Green Bay, WI 54302
(920)469-2436

ANALYTICAL RESULTS

Project: 60617051 SHOE FACTORY SITE
Pace Project No.: 40204467

Sample: SP-110/ 1-2 **Lab ID: 40204467027** Collected: 03/05/20 15:30 Received: 03/10/20 09:15 Matrix: Solid

Results reported on a "dry weight" basis and are adjusted for percent moisture, sample size and any dilutions.

Parameters	Results	Units	LOQ	LOD	DF	Prepared	Analyzed	CAS No.	Qual
6010 MET ICP	Analytical Method: EPA 6010 Preparation Method: EPA 3050								
Arsenic	**<1.6**	mg/kg	5.2	1.6	1	03/11/20 08:32	03/11/20 20:08	7440-38-2	
Barium	**10.3**	mg/kg	0.54	0.16	1	03/11/20 08:32	03/11/20 20:08	7440-39-3	
Cadmium	**<0.14**	mg/kg	0.54	0.14	1	03/11/20 08:32	03/11/20 20:08	7440-43-9	
Chromium	**4.0**	mg/kg	1.1	0.30	1	03/11/20 08:32	03/11/20 20:08	7440-47-3	
Lead	**2.2**	mg/kg	2.1	0.64	1	03/11/20 08:32	03/11/20 20:08	7439-92-1	
Selenium	**<1.4**	mg/kg	4.7	1.4	1	03/11/20 08:32	03/11/20 20:08	7782-49-2	
Silver	**<0.33**	mg/kg	1.1	0.33	1	03/11/20 08:32	03/11/20 20:08	7440-22-4	
7471 Mercury	Analytical Method: EPA 7471 Preparation Method: EPA 7471								
Mercury	**0.023J**	mg/kg	0.037	0.011	1	03/12/20 08:47	03/12/20 15:29	7439-97-6	B
8270 MSSV PAH by SIM	Analytical Method: EPA 8270 by SIM Preparation Method: EPA 3546								
Acenaphthene	**<2.4**	ug/kg	18.7	2.4	1	03/12/20 08:46	03/16/20 18:01	83-32-9	
Acenaphthylene	**<2.4**	ug/kg	18.7	2.4	1	03/12/20 08:46	03/16/20 18:01	208-96-8	
Anthracene	**5.0J**	ug/kg	18.7	2.3	1	03/12/20 08:46	03/16/20 18:01	120-12-7	
Benzo(a)anthracene	**15.0J**	ug/kg	18.7	2.4	1	03/12/20 08:46	03/16/20 18:01	56-55-3	
Benzo(a)pyrene	**19.5**	ug/kg	18.7	2.1	1	03/12/20 08:46	03/16/20 18:01	50-32-8	
Benzo(b)fluoranthene	**25.8**	ug/kg	18.7	2.6	1	03/12/20 08:46	03/16/20 18:01	205-99-2	
Benzo(g,h,i)perylene	**20.0**	ug/kg	18.7	3.3	1	03/12/20 08:46	03/16/20 18:01	191-24-2	
Benzo(k)fluoranthene	**13.3J**	ug/kg	18.7	2.4	1	03/12/20 08:46	03/16/20 18:01	207-08-9	
Chrysene	**22.0**	ug/kg	18.7	3.5	1	03/12/20 08:46	03/16/20 18:01	218-01-9	
Dibenz(a,h)anthracene	**3.4J**	ug/kg	18.7	2.6	1	03/12/20 08:46	03/16/20 18:01	53-70-3	
Fluoranthene	**36.5**	ug/kg	18.7	2.2	1	03/12/20 08:46	03/16/20 18:01	206-44-0	
Fluorene	**<2.2**	ug/kg	18.7	2.2	1	03/12/20 08:46	03/16/20 18:01	86-73-7	
Indeno(1,2,3-cd)pyrene	**14.5J**	ug/kg	18.7	3.9	1	03/12/20 08:46	03/16/20 18:01	193-39-5	
1-Methylnaphthalene	**<2.7**	ug/kg	18.7	2.7	1	03/12/20 08:46	03/16/20 18:01	90-12-0	
2-Methylnaphthalene	**<2.7**	ug/kg	18.7	2.7	1	03/12/20 08:46	03/16/20 18:01	91-57-6	
Naphthalene	**<1.8**	ug/kg	18.7	1.8	1	03/12/20 08:46	03/16/20 18:01	91-20-3	
Phenanthrene	**13.9J**	ug/kg	18.7	2.1	1	03/12/20 08:46	03/16/20 18:01	85-01-8	
Pyrene	**24.8**	ug/kg	18.7	2.7	1	03/12/20 08:46	03/16/20 18:01	129-00-0	
Surrogates									
2-Fluorobiphenyl (S)	66	%	42-92		1	03/12/20 08:46	03/16/20 18:01	321-60-8	
Terphenyl-d14 (S)	59	%	40-92		1	03/12/20 08:46	03/16/20 18:01	1718-51-0	
8260 MSV Med Level Normal List	Analytical Method: EPA 8260 Preparation Method: EPA 5035/5030B								
Benzene	**<25.0**	ug/kg	60.0	25.0	1	03/12/20 08:15	03/12/20 15:55	71-43-2	W
Bromobenzene	**<25.0**	ug/kg	62.0	25.0	1	03/12/20 08:15	03/12/20 15:55	108-86-1	W
Bromochloromethane	**<25.0**	ug/kg	70.0	25.0	1	03/12/20 08:15	03/12/20 15:55	74-97-5	W
Bromodichloromethane	**<25.0**	ug/kg	60.0	25.0	1	03/12/20 08:15	03/12/20 15:55	75-27-4	W
Bromoform	**<25.0**	ug/kg	72.0	25.0	1	03/12/20 08:15	03/12/20 15:55	75-25-2	W
Bromomethane	**<63.8**	ug/kg	250	63.8	1	03/12/20 08:15	03/12/20 15:55	74-83-9	W
n-Butylbenzene	**<30.0**	ug/kg	100	30.0	1	03/12/20 08:15	03/12/20 15:55	104-51-8	W
sec-Butylbenzene	**<25.0**	ug/kg	72.0	25.0	1	03/12/20 08:15	03/12/20 15:55	135-98-8	W
tert-Butylbenzene	**<25.0**	ug/kg	62.0	25.0	1	03/12/20 08:15	03/12/20 15:55	98-06-6	W
Carbon tetrachloride	**<25.0**	ug/kg	60.0	25.0	1	03/12/20 08:15	03/12/20 15:55	56-23-5	W

REPORT OF LABORATORY ANALYSIS

This report shall not be reproduced, except in full,
without the written consent of Pace Analytical Services, LLC.

Pace Analytical Services, LLC
1241 Bellevue Street - Suite 9
Green Bay, WI 54302
(920)469-2436

ANALYTICAL RESULTS

Project: 60617051 SHOE FACTORY SITE
Pace Project No.: 40204467

Sample: SP-110/ 1-2 **Lab ID: 40204467027** Collected: 03/05/20 15:30 Received: 03/10/20 09:15 Matrix: Solid

Results reported on a "dry weight" basis and are adjusted for percent moisture, sample size and any dilutions.

Parameters	Results	Units	LOQ	LOD	DF	Prepared	Analyzed	CAS No.	Qual
8260 MSV Med Level Normal List	Analytical Method: EPA 8260 Preparation Method: EPA 5035/5030B								
Chlorobenzene	**<25.0**	ug/kg	60.0	25.0	1	03/12/20 08:15	03/12/20 15:55	108-90-7	W
Chloroethane	**<46.4**	ug/kg	250	46.4	1	03/12/20 08:15	03/12/20 15:55	75-00-3	W
Chloroform	**<47.5**	ug/kg	250	47.5	1	03/12/20 08:15	03/12/20 15:55	67-66-3	W
Chloromethane	**<25.0**	ug/kg	80.0	25.0	1	03/12/20 08:15	03/12/20 15:55	74-87-3	W
2-Chlorotoluene	**<25.0**	ug/kg	64.0	25.0	1	03/12/20 08:15	03/12/20 15:55	95-49-8	W
4-Chlorotoluene	**<25.0**	ug/kg	64.0	25.0	1	03/12/20 08:15	03/12/20 15:55	106-43-4	W
1,2-Dibromo-3-chloropropane	**<237**	ug/kg	789	237	1	03/12/20 08:15	03/12/20 15:55	96-12-8	W
Dibromochloromethane	**<229**	ug/kg	763	229	1	03/12/20 08:15	03/12/20 15:55	124-48-1	W
1,2-Dibromoethane (EDB)	**<25.0**	ug/kg	60.0	25.0	1	03/12/20 08:15	03/12/20 15:55	106-93-4	W
Dibromomethane	**<25.0**	ug/kg	60.0	25.0	1	03/12/20 08:15	03/12/20 15:55	74-95-3	W
1,2-Dichlorobenzene	**<25.0**	ug/kg	60.0	25.0	1	03/12/20 08:15	03/12/20 15:55	95-50-1	W
1,3-Dichlorobenzene	**<25.0**	ug/kg	60.0	25.0	1	03/12/20 08:15	03/12/20 15:55	541-73-1	W
1,4-Dichlorobenzene	**<25.0**	ug/kg	60.0	25.0	1	03/12/20 08:15	03/12/20 15:55	106-46-7	W
Dichlorodifluoromethane	**<25.0**	ug/kg	72.0	25.0	1	03/12/20 08:15	03/12/20 15:55	75-71-8	W
1,1-Dichloroethane	**<25.0**	ug/kg	60.0	25.0	1	03/12/20 08:15	03/12/20 15:55	75-34-3	W
1,2-Dichloroethane	**<25.0**	ug/kg	60.0	25.0	1	03/12/20 08:15	03/12/20 15:55	107-06-2	W
1,1-Dichloroethene	**<25.0**	ug/kg	60.0	25.0	1	03/12/20 08:15	03/12/20 15:55	75-35-4	W
cis-1,2-Dichloroethene	**<25.0**	ug/kg	60.0	25.0	1	03/12/20 08:15	03/12/20 15:55	156-59-2	W
trans-1,2-Dichloroethene	**<25.0**	ug/kg	67.0	25.0	1	03/12/20 08:15	03/12/20 15:55	156-60-5	W
1,2-Dichloropropane	**<25.0**	ug/kg	60.0	25.0	1	03/12/20 08:15	03/12/20 15:55	78-87-5	W
1,3-Dichloropropane	**<25.0**	ug/kg	60.0	25.0	1	03/12/20 08:15	03/12/20 15:55	142-28-9	W
2,2-Dichloropropane	**<25.0**	ug/kg	60.0	25.0	1	03/12/20 08:15	03/12/20 15:55	594-20-7	W
1,1-Dichloropropene	**<25.0**	ug/kg	60.0	25.0	1	03/12/20 08:15	03/12/20 15:55	563-58-6	W
cis-1,3-Dichloropropene	**<42.3**	ug/kg	141	42.3	1	03/12/20 08:15	03/12/20 15:55	10061-01-5	W
trans-1,3-Dichloropropene	**<25.0**	ug/kg	74.0	25.0	1	03/12/20 08:15	03/12/20 15:55	10061-02-6	W
Diisopropyl ether	**<25.0**	ug/kg	60.0	25.0	1	03/12/20 08:15	03/12/20 15:55	108-20-3	W
Ethylbenzene	**<25.0**	ug/kg	60.0	25.0	1	03/12/20 08:15	03/12/20 15:55	100-41-4	W
Hexachloro-1,3-butadiene	**<68.7**	ug/kg	229	68.7	1	03/12/20 08:15	03/12/20 15:55	87-68-3	W
Isopropylbenzene (Cumene)	**<25.0**	ug/kg	60.0	25.0	1	03/12/20 08:15	03/12/20 15:55	98-82-8	W
p-Isopropyltoluene	**<25.0**	ug/kg	72.0	25.0	1	03/12/20 08:15	03/12/20 15:55	99-87-6	W
Methylene Chloride	**<26.3**	ug/kg	88.0	26.3	1	03/12/20 08:15	03/12/20 15:55	75-09-2	W
Methyl-tert-butyl ether	**<25.0**	ug/kg	60.0	25.0	1	03/12/20 08:15	03/12/20 15:55	1634-04-4	W
Naphthalene	**<27.3**	ug/kg	91.0	27.3	1	03/12/20 08:15	03/12/20 15:55	91-20-3	W
n-Propylbenzene	**<25.0**	ug/kg	60.0	25.0	1	03/12/20 08:15	03/12/20 15:55	103-65-1	W
Styrene	**<25.0**	ug/kg	60.0	25.0	1	03/12/20 08:15	03/12/20 15:55	100-42-5	W
1,1,1,2-Tetrachloroethane	**<25.0**	ug/kg	60.0	25.0	1	03/12/20 08:15	03/12/20 15:55	630-20-6	W
1,1,2,2-Tetrachloroethane	**<25.0**	ug/kg	60.0	25.0	1	03/12/20 08:15	03/12/20 15:55	79-34-5	W
Tetrachloroethene	**<38.7**	ug/kg	129	38.7	1	03/12/20 08:15	03/12/20 15:55	127-18-4	W
Toluene	**<25.0**	ug/kg	60.0	25.0	1	03/12/20 08:15	03/12/20 15:55	108-88-3	W
1,2,3-Trichlorobenzene	**<47.3**	ug/kg	158	47.3	1	03/12/20 08:15	03/12/20 15:55	87-61-6	W
1,2,4-Trichlorobenzene	**<41.7**	ug/kg	250	41.7	1	03/12/20 08:15	03/12/20 15:55	120-82-1	W
1,1,1-Trichloroethane	**<25.0**	ug/kg	60.0	25.0	1	03/12/20 08:15	03/12/20 15:55	71-55-6	W
1,1,2-Trichloroethane	**<25.0**	ug/kg	60.0	25.0	1	03/12/20 08:15	03/12/20 15:55	79-00-5	W
Trichloroethene	**<25.0**	ug/kg	60.0	25.0	1	03/12/20 08:15	03/12/20 15:55	79-01-6	W
Trichlorofluoromethane	**<25.0**	ug/kg	65.0	25.0	1	03/12/20 08:15	03/12/20 15:55	75-69-4	W

REPORT OF LABORATORY ANALYSIS

This report shall not be reproduced, except in full,
without the written consent of Pace Analytical Services, LLC.

Pace Analytical Services, LLC
1241 Bellevue Street - Suite 9
Green Bay, WI 54302
(920)469-2436

ANALYTICAL RESULTS

Project: 60617051 SHOE FACTORY SITE
Pace Project No.: 40204467

Sample: SP-110/ 1-2 **Lab ID: 40204467027** Collected: 03/05/20 15:30 Received: 03/10/20 09:15 Matrix: Solid

Results reported on a "dry weight" basis and are adjusted for percent moisture, sample size and any dilutions.

Parameters	Results	Units	LOQ	LOD	DF	Prepared	Analyzed	CAS No.	Qual
8260 MSV Med Level Normal List	Analytical Method: EPA 8260 Preparation Method: EPA 5035/5030B								
1,2,3-Trichloropropane	**<37.4**	ug/kg	125	37.4	1	03/12/20 08:15	03/12/20 15:55	96-18-4	W
1,2,4-Trimethylbenzene	**<25.0**	ug/kg	60.0	25.0	1	03/12/20 08:15	03/12/20 15:55	95-63-6	W
1,3,5-Trimethylbenzene	**<25.0**	ug/kg	60.0	25.0	1	03/12/20 08:15	03/12/20 15:55	108-67-8	W
Vinyl chloride	**<25.0**	ug/kg	60.0	25.0	1	03/12/20 08:15	03/12/20 15:55	75-01-4	W
Xylene (Total)	**<75.0**	ug/kg	180	75.0	1	03/12/20 08:15	03/12/20 15:55	1330-20-7	W
m&p-Xylene	**<50.0**	ug/kg	120	50.0	1	03/12/20 08:15	03/12/20 15:55	179601-23-1	W
o-Xylene	**<25.0**	ug/kg	60.0	25.0	1	03/12/20 08:15	03/12/20 15:55	95-47-6	W
Surrogates									
Dibromofluoromethane (S)	109	%	57-146		1	03/12/20 08:15	03/12/20 15:55	1868-53-7	
Toluene-d8 (S)	116	%	64-134		1	03/12/20 08:15	03/12/20 15:55	2037-26-5	
4-Bromofluorobenzene (S)	105	%	54-126		1	03/12/20 08:15	03/12/20 15:55	460-00-4	
Percent Moisture	Analytical Method: ASTM D2974-87								
Percent Moisture	**10.4**	%	0.10	0.10	1		03/13/20 11:38		

REPORT OF LABORATORY ANALYSIS

This report shall not be reproduced, except in full,
without the written consent of Pace Analytical Services, LLC.

Pace Analytical Services, LLC
1241 Bellevue Street - Suite 9
Green Bay, WI 54302
(920)469-2436

ANALYTICAL RESULTS

Project: 60617051 SHOE FACTORY SITE
Pace Project No.: 40204467

Sample: SP-110/ 8-9 **Lab ID: 40204467028** Collected: 03/05/20 15:35 Received: 03/10/20 09:15 Matrix: Solid

Results reported on a "dry weight" basis and are adjusted for percent moisture, sample size and any dilutions.

Parameters	Results	Units	LOQ	LOD	DF	Prepared	Analyzed	CAS No.	Qual
6010 MET ICP	Analytical Method: EPA 6010 Preparation Method: EPA 3050								
Arsenic	**25.7J**	mg/kg	31.4	9.4	5	03/11/20 08:32	03/12/20 20:12	7440-38-2	D3
Barium	**123**	mg/kg	0.64	0.19	1	03/11/20 08:32	03/11/20 20:11	7440-39-3	
Cadmium	**<0.85**	mg/kg	3.2	0.85	5	03/11/20 08:32	03/12/20 20:12	7440-43-9	D3
Chromium	**25.8**	mg/kg	1.3	0.36	1	03/11/20 08:32	03/11/20 20:11	7440-47-3	
Lead	**12.2J**	mg/kg	12.9	3.9	5	03/11/20 08:32	03/12/20 20:12	7439-92-1	D3
Selenium	**<1.7**	mg/kg	5.6	1.7	1	03/11/20 08:32	03/11/20 20:11	7782-49-2	
Silver	**0.67J**	mg/kg	1.3	0.39	1	03/11/20 08:32	03/11/20 20:11	7440-22-4	
7471 Mercury	Analytical Method: EPA 7471 Preparation Method: EPA 7471								
Mercury	**0.060**	mg/kg	0.046	0.014	1	03/12/20 08:47	03/12/20 15:31	7439-97-6	B
8270 MSSV PAH by SIM	Analytical Method: EPA 8270 by SIM Preparation Method: EPA 3546								
Acenaphthene	**<2.9**	ug/kg	22.7	2.9	1	03/12/20 08:46	03/16/20 11:25	83-32-9	
Acenaphthylene	**<2.9**	ug/kg	22.7	2.9	1	03/12/20 08:46	03/16/20 11:25	208-96-8	
Anthracene	**<2.8**	ug/kg	22.7	2.8	1	03/12/20 08:46	03/16/20 11:25	120-12-7	
Benzo(a)anthracene	**<2.9**	ug/kg	22.7	2.9	1	03/12/20 08:46	03/16/20 11:25	56-55-3	
Benzo(a)pyrene	**<2.6**	ug/kg	22.7	2.6	1	03/12/20 08:46	03/16/20 11:25	50-32-8	
Benzo(b)fluoranthene	**<3.1**	ug/kg	22.7	3.1	1	03/12/20 08:46	03/16/20 11:25	205-99-2	
Benzo(g,h,i)perylene	**<4.0**	ug/kg	22.7	4.0	1	03/12/20 08:46	03/16/20 11:25	191-24-2	
Benzo(k)fluoranthene	**<2.9**	ug/kg	22.7	2.9	1	03/12/20 08:46	03/16/20 11:25	207-08-9	
Chrysene	**<4.3**	ug/kg	22.7	4.3	1	03/12/20 08:46	03/16/20 11:25	218-01-9	
Dibenz(a,h)anthracene	**<3.1**	ug/kg	22.7	3.1	1	03/12/20 08:46	03/16/20 11:25	53-70-3	
Fluoranthene	**<2.7**	ug/kg	22.7	2.7	1	03/12/20 08:46	03/16/20 11:25	206-44-0	
Fluorene	**<2.7**	ug/kg	22.7	2.7	1	03/12/20 08:46	03/16/20 11:25	86-73-7	
Indeno(1,2,3-cd)pyrene	**<4.7**	ug/kg	22.7	4.7	1	03/12/20 08:46	03/16/20 11:25	193-39-5	
1-Methylnaphthalene	**<3.3**	ug/kg	22.7	3.3	1	03/12/20 08:46	03/16/20 11:25	90-12-0	
2-Methylnaphthalene	**<3.3**	ug/kg	22.7	3.3	1	03/12/20 08:46	03/16/20 11:25	91-57-6	
Naphthalene	**<2.2**	ug/kg	22.7	2.2	1	03/12/20 08:46	03/16/20 11:25	91-20-3	
Phenanthrene	**<2.6**	ug/kg	22.7	2.6	1	03/12/20 08:46	03/16/20 11:25	85-01-8	
Pyrene	**<3.3**	ug/kg	22.7	3.3	1	03/12/20 08:46	03/16/20 11:25	129-00-0	
Surrogates									
2-Fluorobiphenyl (S)	67	%	42-92		1	03/12/20 08:46	03/16/20 11:25	321-60-8	
Terphenyl-d14 (S)	64	%	40-92		1	03/12/20 08:46	03/16/20 11:25	1718-51-0	
8260 MSV Med Level Normal List	Analytical Method: EPA 8260 Preparation Method: EPA 5035/5030B								
Benzene	**<25.0**	ug/kg	60.0	25.0	1	03/12/20 08:15	03/12/20 16:13	71-43-2	W
Bromobenzene	**<25.0**	ug/kg	62.0	25.0	1	03/12/20 08:15	03/12/20 16:13	108-86-1	W
Bromochloromethane	**<25.0**	ug/kg	70.0	25.0	1	03/12/20 08:15	03/12/20 16:13	74-97-5	W
Bromodichloromethane	**<25.0**	ug/kg	60.0	25.0	1	03/12/20 08:15	03/12/20 16:13	75-27-4	W
Bromoform	**<25.0**	ug/kg	72.0	25.0	1	03/12/20 08:15	03/12/20 16:13	75-25-2	W
Bromomethane	**<63.8**	ug/kg	250	63.8	1	03/12/20 08:15	03/12/20 16:13	74-83-9	W
n-Butylbenzene	**<30.0**	ug/kg	100	30.0	1	03/12/20 08:15	03/12/20 16:13	104-51-8	W
sec-Butylbenzene	**<25.0**	ug/kg	72.0	25.0	1	03/12/20 08:15	03/12/20 16:13	135-98-8	W
tert-Butylbenzene	**<25.0**	ug/kg	62.0	25.0	1	03/12/20 08:15	03/12/20 16:13	98-06-6	W
Carbon tetrachloride	**<25.0**	ug/kg	60.0	25.0	1	03/12/20 08:15	03/12/20 16:13	56-23-5	W

REPORT OF LABORATORY ANALYSIS

This report shall not be reproduced, except in full,
without the written consent of Pace Analytical Services, LLC.

Pace Analytical Services, LLC
1241 Bellevue Street - Suite 9
Green Bay, WI 54302
(920)469-2436

ANALYTICAL RESULTS

Project: 60617051 SHOE FACTORY SITE
Pace Project No.: 40204467

Sample: SP-110/ 8-9 **Lab ID: 40204467028** Collected: 03/05/20 15:35 Received: 03/10/20 09:15 Matrix: Solid

Results reported on a "dry weight" basis and are adjusted for percent moisture, sample size and any dilutions.

Parameters	Results	Units	LOQ	LOD	DF	Prepared	Analyzed	CAS No.	Qual
8260 MSV Med Level Normal List	Analytical Method: EPA 8260 Preparation Method: EPA 5035/5030B								
Chlorobenzene	**<25.0**	ug/kg	60.0	25.0	1	03/12/20 08:15	03/12/20 16:13	108-90-7	W
Chloroethane	**<46.4**	ug/kg	250	46.4	1	03/12/20 08:15	03/12/20 16:13	75-00-3	W
Chloroform	**<47.5**	ug/kg	250	47.5	1	03/12/20 08:15	03/12/20 16:13	67-66-3	W
Chloromethane	**<25.0**	ug/kg	80.0	25.0	1	03/12/20 08:15	03/12/20 16:13	74-87-3	W
2-Chlorotoluene	**<25.0**	ug/kg	64.0	25.0	1	03/12/20 08:15	03/12/20 16:13	95-49-8	W
4-Chlorotoluene	**<25.0**	ug/kg	64.0	25.0	1	03/12/20 08:15	03/12/20 16:13	106-43-4	W
1,2-Dibromo-3-chloropropane	**<237**	ug/kg	789	237	1	03/12/20 08:15	03/12/20 16:13	96-12-8	W
Dibromochloromethane	**<229**	ug/kg	763	229	1	03/12/20 08:15	03/12/20 16:13	124-48-1	W
1,2-Dibromoethane (EDB)	**<25.0**	ug/kg	60.0	25.0	1	03/12/20 08:15	03/12/20 16:13	106-93-4	W
Dibromomethane	**<25.0**	ug/kg	60.0	25.0	1	03/12/20 08:15	03/12/20 16:13	74-95-3	W
1,2-Dichlorobenzene	**<25.0**	ug/kg	60.0	25.0	1	03/12/20 08:15	03/12/20 16:13	95-50-1	W
1,3-Dichlorobenzene	**<25.0**	ug/kg	60.0	25.0	1	03/12/20 08:15	03/12/20 16:13	541-73-1	W
1,4-Dichlorobenzene	**<25.0**	ug/kg	60.0	25.0	1	03/12/20 08:15	03/12/20 16:13	106-46-7	W
Dichlorodifluoromethane	**<25.0**	ug/kg	72.0	25.0	1	03/12/20 08:15	03/12/20 16:13	75-71-8	W
1,1-Dichloroethane	**<25.0**	ug/kg	60.0	25.0	1	03/12/20 08:15	03/12/20 16:13	75-34-3	W
1,2-Dichloroethane	**<25.0**	ug/kg	60.0	25.0	1	03/12/20 08:15	03/12/20 16:13	107-06-2	W
1,1-Dichloroethene	**<25.0**	ug/kg	60.0	25.0	1	03/12/20 08:15	03/12/20 16:13	75-35-4	W
cis-1,2-Dichloroethene	**<25.0**	ug/kg	60.0	25.0	1	03/12/20 08:15	03/12/20 16:13	156-59-2	W
trans-1,2-Dichloroethene	**<25.0**	ug/kg	67.0	25.0	1	03/12/20 08:15	03/12/20 16:13	156-60-5	W
1,2-Dichloropropane	**<25.0**	ug/kg	60.0	25.0	1	03/12/20 08:15	03/12/20 16:13	78-87-5	W
1,3-Dichloropropane	**<25.0**	ug/kg	60.0	25.0	1	03/12/20 08:15	03/12/20 16:13	142-28-9	W
2,2-Dichloropropane	**<25.0**	ug/kg	60.0	25.0	1	03/12/20 08:15	03/12/20 16:13	594-20-7	W
1,1-Dichloropropene	**<25.0**	ug/kg	60.0	25.0	1	03/12/20 08:15	03/12/20 16:13	563-58-6	W
cis-1,3-Dichloropropene	**<42.3**	ug/kg	141	42.3	1	03/12/20 08:15	03/12/20 16:13	10061-01-5	W
trans-1,3-Dichloropropene	**<25.0**	ug/kg	74.0	25.0	1	03/12/20 08:15	03/12/20 16:13	10061-02-6	W
Diisopropyl ether	**<25.0**	ug/kg	60.0	25.0	1	03/12/20 08:15	03/12/20 16:13	108-20-3	W
Ethylbenzene	**<25.0**	ug/kg	60.0	25.0	1	03/12/20 08:15	03/12/20 16:13	100-41-4	W
Hexachloro-1,3-butadiene	**<68.7**	ug/kg	229	68.7	1	03/12/20 08:15	03/12/20 16:13	87-68-3	W
Isopropylbenzene (Cumene)	**<25.0**	ug/kg	60.0	25.0	1	03/12/20 08:15	03/12/20 16:13	98-82-8	W
p-Isopropyltoluene	**<25.0**	ug/kg	72.0	25.0	1	03/12/20 08:15	03/12/20 16:13	99-87-6	W
Methylene Chloride	**<26.3**	ug/kg	88.0	26.3	1	03/12/20 08:15	03/12/20 16:13	75-09-2	W
Methyl-tert-butyl ether	**<25.0**	ug/kg	60.0	25.0	1	03/12/20 08:15	03/12/20 16:13	1634-04-4	W
Naphthalene	**<27.3**	ug/kg	91.0	27.3	1	03/12/20 08:15	03/12/20 16:13	91-20-3	W
n-Propylbenzene	**<25.0**	ug/kg	60.0	25.0	1	03/12/20 08:15	03/12/20 16:13	103-65-1	W
Styrene	**<25.0**	ug/kg	60.0	25.0	1	03/12/20 08:15	03/12/20 16:13	100-42-5	W
1,1,1,2-Tetrachloroethane	**<25.0**	ug/kg	60.0	25.0	1	03/12/20 08:15	03/12/20 16:13	630-20-6	W
1,1,2,2-Tetrachloroethane	**<25.0**	ug/kg	60.0	25.0	1	03/12/20 08:15	03/12/20 16:13	79-34-5	W
Tetrachloroethene	**<38.7**	ug/kg	129	38.7	1	03/12/20 08:15	03/12/20 16:13	127-18-4	W
Toluene	**<25.0**	ug/kg	60.0	25.0	1	03/12/20 08:15	03/12/20 16:13	108-88-3	W
1,2,3-Trichlorobenzene	**<47.3**	ug/kg	158	47.3	1	03/12/20 08:15	03/12/20 16:13	87-61-6	W
1,2,4-Trichlorobenzene	**<41.7**	ug/kg	250	41.7	1	03/12/20 08:15	03/12/20 16:13	120-82-1	W
1,1,1-Trichloroethane	**<25.0**	ug/kg	60.0	25.0	1	03/12/20 08:15	03/12/20 16:13	71-55-6	W
1,1,2-Trichloroethane	**<25.0**	ug/kg	60.0	25.0	1	03/12/20 08:15	03/12/20 16:13	79-00-5	W
Trichloroethene	**<25.0**	ug/kg	60.0	25.0	1	03/12/20 08:15	03/12/20 16:13	79-01-6	W
Trichlorofluoromethane	**<25.0**	ug/kg	65.0	25.0	1	03/12/20 08:15	03/12/20 16:13	75-69-4	W

REPORT OF LABORATORY ANALYSIS

This report shall not be reproduced, except in full,
without the written consent of Pace Analytical Services, LLC.

Pace Analytical Services, LLC
1241 Bellevue Street - Suite 9
Green Bay, WI 54302
(920)469-2436

ANALYTICAL RESULTS

Project: 60617051 SHOE FACTORY SITE
Pace Project No.: 40204467

Sample: SP-110/ 8-9 **Lab ID: 40204467028** Collected: 03/05/20 15:35 Received: 03/10/20 09:15 Matrix: Solid

Results reported on a "dry weight" basis and are adjusted for percent moisture, sample size and any dilutions.

Parameters	Results	Units	LOQ	LOD	DF	Prepared	Analyzed	CAS No.	Qual
8260 MSV Med Level Normal List	Analytical Method: EPA 8260 Preparation Method: EPA 5035/5030B								
1,2,3-Trichloropropane	**<37.4**	ug/kg	125	37.4	1	03/12/20 08:15	03/12/20 16:13	96-18-4	W
1,2,4-Trimethylbenzene	**<25.0**	ug/kg	60.0	25.0	1	03/12/20 08:15	03/12/20 16:13	95-63-6	W
1,3,5-Trimethylbenzene	**<25.0**	ug/kg	60.0	25.0	1	03/12/20 08:15	03/12/20 16:13	108-67-8	W
Vinyl chloride	**<25.0**	ug/kg	60.0	25.0	1	03/12/20 08:15	03/12/20 16:13	75-01-4	W
Xylene (Total)	**<75.0**	ug/kg	180	75.0	1	03/12/20 08:15	03/12/20 16:13	1330-20-7	W
m&p-Xylene	**<50.0**	ug/kg	120	50.0	1	03/12/20 08:15	03/12/20 16:13	179601-23-1	W
o-Xylene	**<25.0**	ug/kg	60.0	25.0	1	03/12/20 08:15	03/12/20 16:13	95-47-6	W
Surrogates									
Dibromofluoromethane (S)	91	%	57-146		1	03/12/20 08:15	03/12/20 16:13	1868-53-7	
Toluene-d8 (S)	98	%	64-134		1	03/12/20 08:15	03/12/20 16:13	2037-26-5	
4-Bromofluorobenzene (S)	83	%	54-126		1	03/12/20 08:15	03/12/20 16:13	460-00-4	
Percent Moisture	Analytical Method: ASTM D2974-87								
Percent Moisture	**26.3**	%	0.10	0.10	1		03/13/20 11:38		

REPORT OF LABORATORY ANALYSIS

This report shall not be reproduced, except in full,
without the written consent of Pace Analytical Services, LLC.

Pace Analytical Services, LLC
1241 Bellevue Street - Suite 9
Green Bay, WI 54302
(920)469-2436

ANALYTICAL RESULTS

Project: 60617051 SHOE FACTORY SITE
Pace Project No.: 40204467

Sample: SP-106/ 1-2 **Lab ID: 40204467029** Collected: 03/05/20 15:40 Received: 03/10/20 09:15 Matrix: Solid

Results reported on a "dry weight" basis and are adjusted for percent moisture, sample size and any dilutions.

Parameters	Results	Units	LOQ	LOD	DF	Prepared	Analyzed	CAS No.	Qual
6010 MET ICP	Analytical Method: EPA 6010 Preparation Method: EPA 3050								
Arsenic	**2.3J**	mg/kg	5.8	1.7	1	03/11/20 08:32	03/11/20 20:13	7440-38-2	
Barium	**80.1**	mg/kg	0.59	0.18	1	03/11/20 08:32	03/11/20 20:13	7440-39-3	
Cadmium	**0.43J**	mg/kg	0.59	0.16	1	03/11/20 08:32	03/11/20 20:13	7440-43-9	
Chromium	**142**	mg/kg	1.2	0.33	1	03/11/20 08:32	03/11/20 20:13	7440-47-3	
Lead	**30.1**	mg/kg	2.4	0.71	1	03/11/20 08:32	03/11/20 20:13	7439-92-1	
Selenium	**<1.6**	mg/kg	5.2	1.6	1	03/11/20 08:32	03/11/20 20:13	7782-49-2	
Silver	**<0.36**	mg/kg	1.2	0.36	1	03/11/20 08:32	03/11/20 20:13	7440-22-4	
7471 Mercury	Analytical Method: EPA 7471 Preparation Method: EPA 7471								
Mercury	**0.064**	mg/kg	0.041	0.012	1	03/12/20 08:47	03/12/20 15:33	7439-97-6	B
8270 MSSV PAH by SIM	Analytical Method: EPA 8270 by SIM Preparation Method: EPA 3546								
Acenaphthene	**<2.6**	ug/kg	20.4	2.6	1	03/12/20 08:46	03/16/20 12:00	83-32-9	
Acenaphthylene	**<2.6**	ug/kg	20.4	2.6	1	03/12/20 08:46	03/16/20 12:00	208-96-8	
Anthracene	**<2.5**	ug/kg	20.4	2.5	1	03/12/20 08:46	03/16/20 12:00	120-12-7	
Benzo(a)anthracene	**4.2J**	ug/kg	20.4	2.6	1	03/12/20 08:46	03/16/20 12:00	56-55-3	
Benzo(a)pyrene	**3.2J**	ug/kg	20.4	2.3	1	03/12/20 08:46	03/16/20 12:00	50-32-8	
Benzo(b)fluoranthene	**4.6J**	ug/kg	20.4	2.8	1	03/12/20 08:46	03/16/20 12:00	205-99-2	
Benzo(g,h,i)perylene	**3.7J**	ug/kg	20.4	3.6	1	03/12/20 08:46	03/16/20 12:00	191-24-2	
Benzo(k)fluoranthene	**3.2J**	ug/kg	20.4	2.6	1	03/12/20 08:46	03/16/20 12:00	207-08-9	
Chrysene	**6.2J**	ug/kg	20.4	3.8	1	03/12/20 08:46	03/16/20 12:00	218-01-9	
Dibenz(a,h)anthracene	**<2.8**	ug/kg	20.4	2.8	1	03/12/20 08:46	03/16/20 12:00	53-70-3	
Fluoranthene	**8.7J**	ug/kg	20.4	2.4	1	03/12/20 08:46	03/16/20 12:00	206-44-0	
Fluorene	**<2.4**	ug/kg	20.4	2.4	1	03/12/20 08:46	03/16/20 12:00	86-73-7	
Indeno(1,2,3-cd)pyrene	**<4.3**	ug/kg	20.4	4.3	1	03/12/20 08:46	03/16/20 12:00	193-39-5	
1-Methylnaphthalene	**<3.0**	ug/kg	20.4	3.0	1	03/12/20 08:46	03/16/20 12:00	90-12-0	
2-Methylnaphthalene	**<3.0**	ug/kg	20.4	3.0	1	03/12/20 08:46	03/16/20 12:00	91-57-6	
Naphthalene	**<2.0**	ug/kg	20.4	2.0	1	03/12/20 08:46	03/16/20 12:00	91-20-3	
Phenanthrene	**3.8J**	ug/kg	20.4	2.3	1	03/12/20 08:46	03/16/20 12:00	85-01-8	
Pyrene	**7.9J**	ug/kg	20.4	3.0	1	03/12/20 08:46	03/16/20 12:00	129-00-0	
Surrogates									
2-Fluorobiphenyl (S)	56	%	42-92		1	03/12/20 08:46	03/16/20 12:00	321-60-8	
Terphenyl-d14 (S)	51	%	40-92		1	03/12/20 08:46	03/16/20 12:00	1718-51-0	
8260 MSV Med Level Normal List	Analytical Method: EPA 8260 Preparation Method: EPA 5035/5030B								
Benzene	**<25.0**	ug/kg	60.0	25.0	1	03/12/20 08:15	03/12/20 16:30	71-43-2	W
Bromobenzene	**<25.0**	ug/kg	62.0	25.0	1	03/12/20 08:15	03/12/20 16:30	108-86-1	W
Bromochloromethane	**<25.0**	ug/kg	70.0	25.0	1	03/12/20 08:15	03/12/20 16:30	74-97-5	W
Bromodichloromethane	**<25.0**	ug/kg	60.0	25.0	1	03/12/20 08:15	03/12/20 16:30	75-27-4	W
Bromoform	**<25.0**	ug/kg	72.0	25.0	1	03/12/20 08:15	03/12/20 16:30	75-25-2	W
Bromomethane	**<63.8**	ug/kg	250	63.8	1	03/12/20 08:15	03/12/20 16:30	74-83-9	W
n-Butylbenzene	**<30.0**	ug/kg	100	30.0	1	03/12/20 08:15	03/12/20 16:30	104-51-8	W
sec-Butylbenzene	**<25.0**	ug/kg	72.0	25.0	1	03/12/20 08:15	03/12/20 16:30	135-98-8	W
tert-Butylbenzene	**<25.0**	ug/kg	62.0	25.0	1	03/12/20 08:15	03/12/20 16:30	98-06-6	W
Carbon tetrachloride	**<25.0**	ug/kg	60.0	25.0	1	03/12/20 08:15	03/12/20 16:30	56-23-5	W

REPORT OF LABORATORY ANALYSIS

This report shall not be reproduced, except in full,
without the written consent of Pace Analytical Services, LLC.

Pace Analytical Services, LLC
1241 Bellevue Street - Suite 9
Green Bay, WI 54302
(920)469-2436

ANALYTICAL RESULTS

Project: 60617051 SHOE FACTORY SITE
Pace Project No.: 40204467

Sample: SP-106/ 1-2 **Lab ID: 40204467029** Collected: 03/05/20 15:40 Received: 03/10/20 09:15 Matrix: Solid

Results reported on a "dry weight" basis and are adjusted for percent moisture, sample size and any dilutions.

Parameters	Results	Units	LOQ	LOD	DF	Prepared	Analyzed	CAS No.	Qual
8260 MSV Med Level Normal List	Analytical Method: EPA 8260 Preparation Method: EPA 5035/5030B								
Chlorobenzene	**<25.0**	ug/kg	60.0	25.0	1	03/12/20 08:15	03/12/20 16:30	108-90-7	W
Chloroethane	**<46.4**	ug/kg	250	46.4	1	03/12/20 08:15	03/12/20 16:30	75-00-3	W
Chloroform	**<47.5**	ug/kg	250	47.5	1	03/12/20 08:15	03/12/20 16:30	67-66-3	W
Chloromethane	**<25.0**	ug/kg	80.0	25.0	1	03/12/20 08:15	03/12/20 16:30	74-87-3	W
2-Chlorotoluene	**<25.0**	ug/kg	64.0	25.0	1	03/12/20 08:15	03/12/20 16:30	95-49-8	W
4-Chlorotoluene	**<25.0**	ug/kg	64.0	25.0	1	03/12/20 08:15	03/12/20 16:30	106-43-4	W
1,2-Dibromo-3-chloropropane	**<237**	ug/kg	789	237	1	03/12/20 08:15	03/12/20 16:30	96-12-8	W
Dibromochloromethane	**<229**	ug/kg	763	229	1	03/12/20 08:15	03/12/20 16:30	124-48-1	W
1,2-Dibromoethane (EDB)	**<25.0**	ug/kg	60.0	25.0	1	03/12/20 08:15	03/12/20 16:30	106-93-4	W
Dibromomethane	**<25.0**	ug/kg	60.0	25.0	1	03/12/20 08:15	03/12/20 16:30	74-95-3	W
1,2-Dichlorobenzene	**<25.0**	ug/kg	60.0	25.0	1	03/12/20 08:15	03/12/20 16:30	95-50-1	W
1,3-Dichlorobenzene	**<25.0**	ug/kg	60.0	25.0	1	03/12/20 08:15	03/12/20 16:30	541-73-1	W
1,4-Dichlorobenzene	**<25.0**	ug/kg	60.0	25.0	1	03/12/20 08:15	03/12/20 16:30	106-46-7	W
Dichlorodifluoromethane	**<25.0**	ug/kg	72.0	25.0	1	03/12/20 08:15	03/12/20 16:30	75-71-8	W
1,1-Dichloroethane	**<25.0**	ug/kg	60.0	25.0	1	03/12/20 08:15	03/12/20 16:30	75-34-3	W
1,2-Dichloroethane	**<25.0**	ug/kg	60.0	25.0	1	03/12/20 08:15	03/12/20 16:30	107-06-2	W
1,1-Dichloroethene	**<25.0**	ug/kg	60.0	25.0	1	03/12/20 08:15	03/12/20 16:30	75-35-4	W
cis-1,2-Dichloroethene	**<25.0**	ug/kg	60.0	25.0	1	03/12/20 08:15	03/12/20 16:30	156-59-2	W
trans-1,2-Dichloroethene	**<25.0**	ug/kg	67.0	25.0	1	03/12/20 08:15	03/12/20 16:30	156-60-5	W
1,2-Dichloropropane	**<25.0**	ug/kg	60.0	25.0	1	03/12/20 08:15	03/12/20 16:30	78-87-5	W
1,3-Dichloropropane	**<25.0**	ug/kg	60.0	25.0	1	03/12/20 08:15	03/12/20 16:30	142-28-9	W
2,2-Dichloropropane	**<25.0**	ug/kg	60.0	25.0	1	03/12/20 08:15	03/12/20 16:30	594-20-7	W
1,1-Dichloropropene	**<25.0**	ug/kg	60.0	25.0	1	03/12/20 08:15	03/12/20 16:30	563-58-6	W
cis-1,3-Dichloropropene	**<42.3**	ug/kg	141	42.3	1	03/12/20 08:15	03/12/20 16:30	10061-01-5	W
trans-1,3-Dichloropropene	**<25.0**	ug/kg	74.0	25.0	1	03/12/20 08:15	03/12/20 16:30	10061-02-6	W
Diisopropyl ether	**<25.0**	ug/kg	60.0	25.0	1	03/12/20 08:15	03/12/20 16:30	108-20-3	W
Ethylbenzene	**<25.0**	ug/kg	60.0	25.0	1	03/12/20 08:15	03/12/20 16:30	100-41-4	W
Hexachloro-1,3-butadiene	**<68.7**	ug/kg	229	68.7	1	03/12/20 08:15	03/12/20 16:30	87-68-3	W
Isopropylbenzene (Cumene)	**<25.0**	ug/kg	60.0	25.0	1	03/12/20 08:15	03/12/20 16:30	98-82-8	W
p-Isopropyltoluene	**<25.0**	ug/kg	72.0	25.0	1	03/12/20 08:15	03/12/20 16:30	99-87-6	W
Methylene Chloride	**<26.3**	ug/kg	88.0	26.3	1	03/12/20 08:15	03/12/20 16:30	75-09-2	W
Methyl-tert-butyl ether	**<25.0**	ug/kg	60.0	25.0	1	03/12/20 08:15	03/12/20 16:30	1634-04-4	W
Naphthalene	**<27.3**	ug/kg	91.0	27.3	1	03/12/20 08:15	03/12/20 16:30	91-20-3	W
n-Propylbenzene	**<25.0**	ug/kg	60.0	25.0	1	03/12/20 08:15	03/12/20 16:30	103-65-1	W
Styrene	**<25.0**	ug/kg	60.0	25.0	1	03/12/20 08:15	03/12/20 16:30	100-42-5	W
1,1,1,2-Tetrachloroethane	**<25.0**	ug/kg	60.0	25.0	1	03/12/20 08:15	03/12/20 16:30	630-20-6	W
1,1,2,2-Tetrachloroethane	**<25.0**	ug/kg	60.0	25.0	1	03/12/20 08:15	03/12/20 16:30	79-34-5	W
Tetrachloroethene	**<38.7**	ug/kg	129	38.7	1	03/12/20 08:15	03/12/20 16:30	127-18-4	W
Toluene	**<25.0**	ug/kg	60.0	25.0	1	03/12/20 08:15	03/12/20 16:30	108-88-3	W
1,2,3-Trichlorobenzene	**<47.3**	ug/kg	158	47.3	1	03/12/20 08:15	03/12/20 16:30	87-61-6	W
1,2,4-Trichlorobenzene	**<41.7**	ug/kg	250	41.7	1	03/12/20 08:15	03/12/20 16:30	120-82-1	W
1,1,1-Trichloroethane	**<25.0**	ug/kg	60.0	25.0	1	03/12/20 08:15	03/12/20 16:30	71-55-6	W
1,1,2-Trichloroethane	**<25.0**	ug/kg	60.0	25.0	1	03/12/20 08:15	03/12/20 16:30	79-00-5	W
Trichloroethene	**<25.0**	ug/kg	60.0	25.0	1	03/12/20 08:15	03/12/20 16:30	79-01-6	W
Trichlorofluoromethane	**<25.0**	ug/kg	65.0	25.0	1	03/12/20 08:15	03/12/20 16:30	75-69-4	W

REPORT OF LABORATORY ANALYSIS

This report shall not be reproduced, except in full,
without the written consent of Pace Analytical Services, LLC.

Pace Analytical Services, LLC
1241 Bellevue Street - Suite 9
Green Bay, WI 54302
(920)469-2436

ANALYTICAL RESULTS

Project: 60617051 SHOE FACTORY SITE
Pace Project No.: 40204467

Sample: SP-106/ 1-2 **Lab ID: 40204467029** Collected: 03/05/20 15:40 Received: 03/10/20 09:15 Matrix: Solid

Results reported on a "dry weight" basis and are adjusted for percent moisture, sample size and any dilutions.

Parameters	Results	Units	LOQ	LOD	DF	Prepared	Analyzed	CAS No.	Qual
8260 MSV Med Level Normal List	Analytical Method: EPA 8260 Preparation Method: EPA 5035/5030B								
1,2,3-Trichloropropane	**<37.4**	ug/kg	125	37.4	1	03/12/20 08:15	03/12/20 16:30	96-18-4	W
1,2,4-Trimethylbenzene	**<25.0**	ug/kg	60.0	25.0	1	03/12/20 08:15	03/12/20 16:30	95-63-6	W
1,3,5-Trimethylbenzene	**<25.0**	ug/kg	60.0	25.0	1	03/12/20 08:15	03/12/20 16:30	108-67-8	W
Vinyl chloride	**<25.0**	ug/kg	60.0	25.0	1	03/12/20 08:15	03/12/20 16:30	75-01-4	W
Xylene (Total)	**<75.0**	ug/kg	180	75.0	1	03/12/20 08:15	03/12/20 16:30	1330-20-7	W
m&p-Xylene	**<50.0**	ug/kg	120	50.0	1	03/12/20 08:15	03/12/20 16:30	179601-23-1	W
o-Xylene	**<25.0**	ug/kg	60.0	25.0	1	03/12/20 08:15	03/12/20 16:30	95-47-6	W
Surrogates									
Dibromofluoromethane (S)	104	%	57-146		1	03/12/20 08:15	03/12/20 16:30	1868-53-7	
Toluene-d8 (S)	112	%	64-134		1	03/12/20 08:15	03/12/20 16:30	2037-26-5	
4-Bromofluorobenzene (S)	99	%	54-126		1	03/12/20 08:15	03/12/20 16:30	460-00-4	
Percent Moisture	Analytical Method: ASTM D2974-87								
Percent Moisture	**18.2**	%	0.10	0.10	1		03/13/20 15:52		

REPORT OF LABORATORY ANALYSIS

This report shall not be reproduced, except in full,
without the written consent of Pace Analytical Services, LLC.

Pace Analytical Services, LLC
1241 Bellevue Street - Suite 9
Green Bay, WI 54302
(920)469-2436

ANALYTICAL RESULTS

Project: 60617051 SHOE FACTORY SITE
Pace Project No.: 40204467

Sample: SP-106/ 4-5 **Lab ID: 40204467030** Collected: 03/05/20 15:45 Received: 03/10/20 09:15 Matrix: Solid

Results reported on a "dry weight" basis and are adjusted for percent moisture, sample size and any dilutions.

Parameters	Results	Units	LOQ	LOD	DF	Prepared	Analyzed	CAS No.	Qual
6010 MET ICP	Analytical Method: EPA 6010 Preparation Method: EPA 3050								
Arsenic	**3.6J**	mg/kg	5.6	1.7	1	03/11/20 08:32	03/12/20 13:55	7440-38-2	
Barium	**117**	mg/kg	0.58	0.17	1	03/11/20 08:32	03/12/20 13:55	7440-39-3	
Cadmium	**0.86**	mg/kg	0.58	0.15	1	03/11/20 08:32	03/12/20 13:55	7440-43-9	
Chromium	**76.1**	mg/kg	1.2	0.32	1	03/11/20 08:32	03/12/20 13:55	7440-47-3	
Lead	**70.7**	mg/kg	2.3	0.69	1	03/11/20 08:32	03/12/20 13:55	7439-92-1	
Selenium	**<1.5**	mg/kg	5.0	1.5	1	03/11/20 08:32	03/12/20 13:55	7782-49-2	
Silver	**<0.35**	mg/kg	1.2	0.35	1	03/11/20 08:32	03/12/20 13:55	7440-22-4	
7471 Mercury	Analytical Method: EPA 7471 Preparation Method: EPA 7471								
Mercury	**0.20**	mg/kg	0.037	0.011	1	03/12/20 08:47	03/12/20 15:35	7439-97-6	
8270 MSSV PAH by SIM	Analytical Method: EPA 8270 by SIM Preparation Method: EPA 3546								
Acenaphthene	**9.0J**	ug/kg	19.8	2.6	1	03/12/20 08:46	03/16/20 18:19	83-32-9	
Acenaphthylene	**<2.5**	ug/kg	19.8	2.5	1	03/12/20 08:46	03/16/20 18:19	208-96-8	
Anthracene	**29.0**	ug/kg	19.8	2.5	1	03/12/20 08:46	03/16/20 18:19	120-12-7	
Benzo(a)anthracene	**64.6**	ug/kg	19.8	2.6	1	03/12/20 08:46	03/16/20 18:19	56-55-3	
Benzo(a)pyrene	**68.7**	ug/kg	19.8	2.3	1	03/12/20 08:46	03/16/20 18:19	50-32-8	
Benzo(b)fluoranthene	**89.9**	ug/kg	19.8	2.8	1	03/12/20 08:46	03/16/20 18:19	205-99-2	
Benzo(g,h,i)perylene	**72.1**	ug/kg	19.8	3.5	1	03/12/20 08:46	03/16/20 18:19	191-24-2	
Benzo(k)fluoranthene	**45.7**	ug/kg	19.8	2.5	1	03/12/20 08:46	03/16/20 18:19	207-08-9	
Chrysene	**81.9**	ug/kg	19.8	3.7	1	03/12/20 08:46	03/16/20 18:19	218-01-9	
Dibenz(a,h)anthracene	**26.5**	ug/kg	19.8	2.7	1	03/12/20 08:46	03/16/20 18:19	53-70-3	
Fluoranthene	**151**	ug/kg	19.8	2.3	1	03/12/20 08:46	03/16/20 18:19	206-44-0	
Fluorene	**7.7J**	ug/kg	19.8	2.4	1	03/12/20 08:46	03/16/20 18:19	86-73-7	
Indeno(1,2,3-cd)pyrene	**55.3**	ug/kg	19.8	4.1	1	03/12/20 08:46	03/16/20 18:19	193-39-5	
1-Methylnaphthalene	**43.3**	ug/kg	19.8	2.9	1	03/12/20 08:46	03/16/20 18:19	90-12-0	
2-Methylnaphthalene	**56.0**	ug/kg	19.8	2.9	1	03/12/20 08:46	03/16/20 18:19	91-57-6	
Naphthalene	**42.9**	ug/kg	19.8	1.9	1	03/12/20 08:46	03/16/20 18:19	91-20-3	
Phenanthrene	**109**	ug/kg	19.8	2.3	1	03/12/20 08:46	03/16/20 18:19	85-01-8	
Pyrene	**118**	ug/kg	19.8	2.9	1	03/12/20 08:46	03/16/20 18:19	129-00-0	
Surrogates									
2-Fluorobiphenyl (S)	70	%	42-92		1	03/12/20 08:46	03/16/20 18:19	321-60-8	
Terphenyl-d14 (S)	64	%	40-92		1	03/12/20 08:46	03/16/20 18:19	1718-51-0	
8260 MSV Med Level Normal List	Analytical Method: EPA 8260 Preparation Method: EPA 5035/5030B								
Benzene	**<25.0**	ug/kg	60.0	25.0	1	03/12/20 08:15	03/12/20 16:47	71-43-2	W
Bromobenzene	**<25.0**	ug/kg	62.0	25.0	1	03/12/20 08:15	03/12/20 16:47	108-86-1	W
Bromochloromethane	**<25.0**	ug/kg	70.0	25.0	1	03/12/20 08:15	03/12/20 16:47	74-97-5	W
Bromodichloromethane	**<25.0**	ug/kg	60.0	25.0	1	03/12/20 08:15	03/12/20 16:47	75-27-4	W
Bromoform	**<25.0**	ug/kg	72.0	25.0	1	03/12/20 08:15	03/12/20 16:47	75-25-2	W
Bromomethane	**<63.8**	ug/kg	250	63.8	1	03/12/20 08:15	03/12/20 16:47	74-83-9	W
n-Butylbenzene	**<30.0**	ug/kg	100	30.0	1	03/12/20 08:15	03/12/20 16:47	104-51-8	W
sec-Butylbenzene	**<25.0**	ug/kg	72.0	25.0	1	03/12/20 08:15	03/12/20 16:47	135-98-8	W
tert-Butylbenzene	**<25.0**	ug/kg	62.0	25.0	1	03/12/20 08:15	03/12/20 16:47	98-06-6	W
Carbon tetrachloride	**<25.0**	ug/kg	60.0	25.0	1	03/12/20 08:15	03/12/20 16:47	56-23-5	W

REPORT OF LABORATORY ANALYSIS

This report shall not be reproduced, except in full,
without the written consent of Pace Analytical Services, LLC.

Pace Analytical Services, LLC
1241 Bellevue Street - Suite 9
Green Bay, WI 54302
(920)469-2436

ANALYTICAL RESULTS

Project: 60617051 SHOE FACTORY SITE
Pace Project No.: 40204467

Sample: SP-106/ 4-5 **Lab ID: 40204467030** Collected: 03/05/20 15:45 Received: 03/10/20 09:15 Matrix: Solid

Results reported on a "dry weight" basis and are adjusted for percent moisture, sample size and any dilutions.

Parameters	Results	Units	LOQ	LOD	DF	Prepared	Analyzed	CAS No.	Qual
8260 MSV Med Level Normal List	Analytical Method: EPA 8260 Preparation Method: EPA 5035/5030B								
Chlorobenzene	**<25.0**	ug/kg	60.0	25.0	1	03/12/20 08:15	03/12/20 16:47	108-90-7	W
Chloroethane	**<46.4**	ug/kg	250	46.4	1	03/12/20 08:15	03/12/20 16:47	75-00-3	W
Chloroform	**<47.5**	ug/kg	250	47.5	1	03/12/20 08:15	03/12/20 16:47	67-66-3	W
Chloromethane	**<25.0**	ug/kg	80.0	25.0	1	03/12/20 08:15	03/12/20 16:47	74-87-3	W
2-Chlorotoluene	**<25.0**	ug/kg	64.0	25.0	1	03/12/20 08:15	03/12/20 16:47	95-49-8	W
4-Chlorotoluene	**<25.0**	ug/kg	64.0	25.0	1	03/12/20 08:15	03/12/20 16:47	106-43-4	W
1,2-Dibromo-3-chloropropane	**<237**	ug/kg	789	237	1	03/12/20 08:15	03/12/20 16:47	96-12-8	W
Dibromochloromethane	**<229**	ug/kg	763	229	1	03/12/20 08:15	03/12/20 16:47	124-48-1	W
1,2-Dibromoethane (EDB)	**<25.0**	ug/kg	60.0	25.0	1	03/12/20 08:15	03/12/20 16:47	106-93-4	W
Dibromomethane	**<25.0**	ug/kg	60.0	25.0	1	03/12/20 08:15	03/12/20 16:47	74-95-3	W
1,2-Dichlorobenzene	**<25.0**	ug/kg	60.0	25.0	1	03/12/20 08:15	03/12/20 16:47	95-50-1	W
1,3-Dichlorobenzene	**<25.0**	ug/kg	60.0	25.0	1	03/12/20 08:15	03/12/20 16:47	541-73-1	W
1,4-Dichlorobenzene	**<25.0**	ug/kg	60.0	25.0	1	03/12/20 08:15	03/12/20 16:47	106-46-7	W
Dichlorodifluoromethane	**<25.0**	ug/kg	72.0	25.0	1	03/12/20 08:15	03/12/20 16:47	75-71-8	W
1,1-Dichloroethane	**<25.0**	ug/kg	60.0	25.0	1	03/12/20 08:15	03/12/20 16:47	75-34-3	W
1,2-Dichloroethane	**<25.0**	ug/kg	60.0	25.0	1	03/12/20 08:15	03/12/20 16:47	107-06-2	W
1,1-Dichloroethene	**<25.0**	ug/kg	60.0	25.0	1	03/12/20 08:15	03/12/20 16:47	75-35-4	W
cis-1,2-Dichloroethene	**<25.0**	ug/kg	60.0	25.0	1	03/12/20 08:15	03/12/20 16:47	156-59-2	W
trans-1,2-Dichloroethene	**<25.0**	ug/kg	67.0	25.0	1	03/12/20 08:15	03/12/20 16:47	156-60-5	W
1,2-Dichloropropane	**<25.0**	ug/kg	60.0	25.0	1	03/12/20 08:15	03/12/20 16:47	78-87-5	W
1,3-Dichloropropane	**<25.0**	ug/kg	60.0	25.0	1	03/12/20 08:15	03/12/20 16:47	142-28-9	W
2,2-Dichloropropane	**<25.0**	ug/kg	60.0	25.0	1	03/12/20 08:15	03/12/20 16:47	594-20-7	W
1,1-Dichloropropene	**<25.0**	ug/kg	60.0	25.0	1	03/12/20 08:15	03/12/20 16:47	563-58-6	W
cis-1,3-Dichloropropene	**<42.3**	ug/kg	141	42.3	1	03/12/20 08:15	03/12/20 16:47	10061-01-5	W
trans-1,3-Dichloropropene	**<25.0**	ug/kg	74.0	25.0	1	03/12/20 08:15	03/12/20 16:47	10061-02-6	W
Diisopropyl ether	**<25.0**	ug/kg	60.0	25.0	1	03/12/20 08:15	03/12/20 16:47	108-20-3	W
Ethylbenzene	**<25.0**	ug/kg	60.0	25.0	1	03/12/20 08:15	03/12/20 16:47	100-41-4	W
Hexachloro-1,3-butadiene	**<68.7**	ug/kg	229	68.7	1	03/12/20 08:15	03/12/20 16:47	87-68-3	W
Isopropylbenzene (Cumene)	**<25.0**	ug/kg	60.0	25.0	1	03/12/20 08:15	03/12/20 16:47	98-82-8	W
p-Isopropyltoluene	**<25.0**	ug/kg	72.0	25.0	1	03/12/20 08:15	03/12/20 16:47	99-87-6	W
Methylene Chloride	**<26.3**	ug/kg	88.0	26.3	1	03/12/20 08:15	03/12/20 16:47	75-09-2	W
Methyl-tert-butyl ether	**<25.0**	ug/kg	60.0	25.0	1	03/12/20 08:15	03/12/20 16:47	1634-04-4	W
Naphthalene	**<27.3**	ug/kg	91.0	27.3	1	03/12/20 08:15	03/12/20 16:47	91-20-3	W
n-Propylbenzene	**<25.0**	ug/kg	60.0	25.0	1	03/12/20 08:15	03/12/20 16:47	103-65-1	W
Styrene	**<25.0**	ug/kg	60.0	25.0	1	03/12/20 08:15	03/12/20 16:47	100-42-5	W
1,1,1,2-Tetrachloroethane	**<25.0**	ug/kg	60.0	25.0	1	03/12/20 08:15	03/12/20 16:47	630-20-6	W
1,1,2,2-Tetrachloroethane	**<25.0**	ug/kg	60.0	25.0	1	03/12/20 08:15	03/12/20 16:47	79-34-5	W
Tetrachloroethene	**<38.7**	ug/kg	129	38.7	1	03/12/20 08:15	03/12/20 16:47	127-18-4	W
Toluene	**<25.0**	ug/kg	60.0	25.0	1	03/12/20 08:15	03/12/20 16:47	108-88-3	W
1,2,3-Trichlorobenzene	**<47.3**	ug/kg	158	47.3	1	03/12/20 08:15	03/12/20 16:47	87-61-6	W
1,2,4-Trichlorobenzene	**<41.7**	ug/kg	250	41.7	1	03/12/20 08:15	03/12/20 16:47	120-82-1	W
1,1,1-Trichloroethane	**<25.0**	ug/kg	60.0	25.0	1	03/12/20 08:15	03/12/20 16:47	71-55-6	W
1,1,2-Trichloroethane	**<25.0**	ug/kg	60.0	25.0	1	03/12/20 08:15	03/12/20 16:47	79-00-5	W
Trichloroethene	**<25.0**	ug/kg	60.0	25.0	1	03/12/20 08:15	03/12/20 16:47	79-01-6	W
Trichlorofluoromethane	**<25.0**	ug/kg	65.0	25.0	1	03/12/20 08:15	03/12/20 16:47	75-69-4	W

REPORT OF LABORATORY ANALYSIS

This report shall not be reproduced, except in full,
without the written consent of Pace Analytical Services, LLC.

Pace Analytical Services, LLC
1241 Bellevue Street - Suite 9
Green Bay, WI 54302
(920)469-2436

ANALYTICAL RESULTS

Project: 60617051 SHOE FACTORY SITE
Pace Project No.: 40204467

Sample: SP-106/ 4-5 **Lab ID: 40204467030** Collected: 03/05/20 15:45 Received: 03/10/20 09:15 Matrix: Solid

Results reported on a "dry weight" basis and are adjusted for percent moisture, sample size and any dilutions.

Parameters	Results	Units	LOQ	LOD	DF	Prepared	Analyzed	CAS No.	Qual
8260 MSV Med Level Normal List	Analytical Method: EPA 8260 Preparation Method: EPA 5035/5030B								
1,2,3-Trichloropropane	**<37.4**	ug/kg	125	37.4	1	03/12/20 08:15	03/12/20 16:47	96-18-4	W
1,2,4-Trimethylbenzene	**<25.0**	ug/kg	60.0	25.0	1	03/12/20 08:15	03/12/20 16:47	95-63-6	W
1,3,5-Trimethylbenzene	**<25.0**	ug/kg	60.0	25.0	1	03/12/20 08:15	03/12/20 16:47	108-67-8	W
Vinyl chloride	**<25.0**	ug/kg	60.0	25.0	1	03/12/20 08:15	03/12/20 16:47	75-01-4	W
Xylene (Total)	**<75.0**	ug/kg	180	75.0	1	03/12/20 08:15	03/12/20 16:47	1330-20-7	W
m&p-Xylene	**<50.0**	ug/kg	120	50.0	1	03/12/20 08:15	03/12/20 16:47	179601-23-1	W
o-Xylene	**<25.0**	ug/kg	60.0	25.0	1	03/12/20 08:15	03/12/20 16:47	95-47-6	W
Surrogates									
Dibromofluoromethane (S)	102	%	57-146		1	03/12/20 08:15	03/12/20 16:47	1868-53-7	
Toluene-d8 (S)	105	%	64-134		1	03/12/20 08:15	03/12/20 16:47	2037-26-5	
4-Bromofluorobenzene (S)	94	%	54-126		1	03/12/20 08:15	03/12/20 16:47	460-00-4	
Percent Moisture	Analytical Method: ASTM D2974-87								
Percent Moisture	**16.0**	%	0.10	0.10	1		03/13/20 15:52		

REPORT OF LABORATORY ANALYSIS

This report shall not be reproduced, except in full,
without the written consent of Pace Analytical Services, LLC.

Pace Analytical Services, LLC
1241 Bellevue Street - Suite 9
Green Bay, WI 54302
(920)469-2436

ANALYTICAL RESULTS

Project: 60617051 SHOE FACTORY SITE
Pace Project No.: 40204467

Sample: SP-108/ 1-2 **Lab ID: 40204467031** Collected: 03/05/20 16:00 Received: 03/10/20 09:15 Matrix: Solid

Results reported on a "dry weight" basis and are adjusted for percent moisture, sample size and any dilutions.

Parameters	Results	Units	LOQ	LOD	DF	Prepared	Analyzed	CAS No.	Qual
6010 MET ICP	Analytical Method: EPA 6010 Preparation Method: EPA 3050								
Arsenic	**3.9J**	mg/kg	5.3	1.6	1	03/11/20 08:32	03/12/20 13:57	7440-38-2	
Barium	**81.6**	mg/kg	0.55	0.16	1	03/11/20 08:32	03/12/20 13:57	7440-39-3	
Cadmium	**<0.15**	mg/kg	0.55	0.15	1	03/11/20 08:32	03/12/20 13:57	7440-43-9	
Chromium	**18.8**	mg/kg	1.1	0.30	1	03/11/20 08:32	03/12/20 13:57	7440-47-3	
Lead	**21.3**	mg/kg	2.2	0.66	1	03/11/20 08:32	03/12/20 13:57	7439-92-1	
Selenium	**<1.4**	mg/kg	4.8	1.4	1	03/11/20 08:32	03/12/20 13:57	7782-49-2	
Silver	**<0.34**	mg/kg	1.1	0.34	1	03/11/20 08:32	03/12/20 13:57	7440-22-4	
7471 Mercury	Analytical Method: EPA 7471 Preparation Method: EPA 7471								
Mercury	**0.053**	mg/kg	0.037	0.011	1	03/12/20 08:47	03/12/20 15:38	7439-97-6	B
8270 MSSV PAH by SIM	Analytical Method: EPA 8270 by SIM Preparation Method: EPA 3546								
Acenaphthene	**<2.4**	ug/kg	18.6	2.4	1	03/12/20 08:46	03/16/20 12:34	83-32-9	
Acenaphthylene	**<2.3**	ug/kg	18.6	2.3	1	03/12/20 08:46	03/16/20 12:34	208-96-8	
Anthracene	**5.5J**	ug/kg	18.6	2.3	1	03/12/20 08:46	03/16/20 12:34	120-12-7	
Benzo(a)anthracene	**20.4**	ug/kg	18.6	2.4	1	03/12/20 08:46	03/16/20 12:34	56-55-3	
Benzo(a)pyrene	**29.7**	ug/kg	18.6	2.1	1	03/12/20 08:46	03/16/20 12:34	50-32-8	
Benzo(b)fluoranthene	**39.2**	ug/kg	18.6	2.6	1	03/12/20 08:46	03/16/20 12:34	205-99-2	
Benzo(g,h,i)perylene	**25.7**	ug/kg	18.6	3.3	1	03/12/20 08:46	03/16/20 12:34	191-24-2	
Benzo(k)fluoranthene	**20.9**	ug/kg	18.6	2.4	1	03/12/20 08:46	03/16/20 12:34	207-08-9	
Chrysene	**37.2**	ug/kg	18.6	3.5	1	03/12/20 08:46	03/16/20 12:34	218-01-9	
Dibenz(a,h)anthracene	**4.6J**	ug/kg	18.6	2.6	1	03/12/20 08:46	03/16/20 12:34	53-70-3	
Fluoranthene	**59.6**	ug/kg	18.6	2.2	1	03/12/20 08:46	03/16/20 12:34	206-44-0	
Fluorene	**<2.2**	ug/kg	18.6	2.2	1	03/12/20 08:46	03/16/20 12:34	86-73-7	
Indeno(1,2,3-cd)pyrene	**20.2**	ug/kg	18.6	3.9	1	03/12/20 08:46	03/16/20 12:34	193-39-5	
1-Methylnaphthalene	**<2.7**	ug/kg	18.6	2.7	1	03/12/20 08:46	03/16/20 12:34	90-12-0	
2-Methylnaphthalene	**<2.7**	ug/kg	18.6	2.7	1	03/12/20 08:46	03/16/20 12:34	91-57-6	
Naphthalene	**<1.8**	ug/kg	18.6	1.8	1	03/12/20 08:46	03/16/20 12:34	91-20-3	
Phenanthrene	**17.3J**	ug/kg	18.6	2.1	1	03/12/20 08:46	03/16/20 12:34	85-01-8	
Pyrene	**46.3**	ug/kg	18.6	2.7	1	03/12/20 08:46	03/16/20 12:34	129-00-0	
Surrogates									
2-Fluorobiphenyl (S)	79	%	42-92		1	03/12/20 08:46	03/16/20 12:34	321-60-8	
Terphenyl-d14 (S)	71	%	40-92		1	03/12/20 08:46	03/16/20 12:34	1718-51-0	
8260 MSV Med Level Normal List	Analytical Method: EPA 8260 Preparation Method: EPA 5035/5030B								
Benzene	**<25.0**	ug/kg	60.0	25.0	1	03/12/20 08:15	03/12/20 17:04	71-43-2	W
Bromobenzene	**<25.0**	ug/kg	62.0	25.0	1	03/12/20 08:15	03/12/20 17:04	108-86-1	W
Bromochloromethane	**<25.0**	ug/kg	70.0	25.0	1	03/12/20 08:15	03/12/20 17:04	74-97-5	W
Bromodichloromethane	**<25.0**	ug/kg	60.0	25.0	1	03/12/20 08:15	03/12/20 17:04	75-27-4	W
Bromoform	**<25.0**	ug/kg	72.0	25.0	1	03/12/20 08:15	03/12/20 17:04	75-25-2	W
Bromomethane	**<63.8**	ug/kg	250	63.8	1	03/12/20 08:15	03/12/20 17:04	74-83-9	W
n-Butylbenzene	**<30.0**	ug/kg	100	30.0	1	03/12/20 08:15	03/12/20 17:04	104-51-8	W
sec-Butylbenzene	**<25.0**	ug/kg	72.0	25.0	1	03/12/20 08:15	03/12/20 17:04	135-98-8	W
tert-Butylbenzene	**<25.0**	ug/kg	62.0	25.0	1	03/12/20 08:15	03/12/20 17:04	98-06-6	W
Carbon tetrachloride	**<25.0**	ug/kg	60.0	25.0	1	03/12/20 08:15	03/12/20 17:04	56-23-5	W

REPORT OF LABORATORY ANALYSIS

This report shall not be reproduced, except in full,
without the written consent of Pace Analytical Services, LLC.

Pace Analytical Services, LLC
1241 Bellevue Street - Suite 9
Green Bay, WI 54302
(920)469-2436

ANALYTICAL RESULTS

Project: 60617051 SHOE FACTORY SITE
Pace Project No.: 40204467

Sample: SP-108/ 1-2 **Lab ID: 40204467031** Collected: 03/05/20 16:00 Received: 03/10/20 09:15 Matrix: Solid

Results reported on a "dry weight" basis and are adjusted for percent moisture, sample size and any dilutions.

Parameters	Results	Units	LOQ	LOD	DF	Prepared	Analyzed	CAS No.	Qual
8260 MSV Med Level Normal List	Analytical Method: EPA 8260 Preparation Method: EPA 5035/5030B								
Chlorobenzene	**<25.0**	ug/kg	60.0	25.0	1	03/12/20 08:15	03/12/20 17:04	108-90-7	W
Chloroethane	**<46.4**	ug/kg	250	46.4	1	03/12/20 08:15	03/12/20 17:04	75-00-3	W
Chloroform	**<47.5**	ug/kg	250	47.5	1	03/12/20 08:15	03/12/20 17:04	67-66-3	W
Chloromethane	**<25.0**	ug/kg	80.0	25.0	1	03/12/20 08:15	03/12/20 17:04	74-87-3	W
2-Chlorotoluene	**<25.0**	ug/kg	64.0	25.0	1	03/12/20 08:15	03/12/20 17:04	95-49-8	W
4-Chlorotoluene	**<25.0**	ug/kg	64.0	25.0	1	03/12/20 08:15	03/12/20 17:04	106-43-4	W
1,2-Dibromo-3-chloropropane	**<237**	ug/kg	789	237	1	03/12/20 08:15	03/12/20 17:04	96-12-8	W
Dibromochloromethane	**<229**	ug/kg	763	229	1	03/12/20 08:15	03/12/20 17:04	124-48-1	W
1,2-Dibromoethane (EDB)	**<25.0**	ug/kg	60.0	25.0	1	03/12/20 08:15	03/12/20 17:04	106-93-4	W
Dibromomethane	**<25.0**	ug/kg	60.0	25.0	1	03/12/20 08:15	03/12/20 17:04	74-95-3	W
1,2-Dichlorobenzene	**<25.0**	ug/kg	60.0	25.0	1	03/12/20 08:15	03/12/20 17:04	95-50-1	W
1,3-Dichlorobenzene	**<25.0**	ug/kg	60.0	25.0	1	03/12/20 08:15	03/12/20 17:04	541-73-1	W
1,4-Dichlorobenzene	**<25.0**	ug/kg	60.0	25.0	1	03/12/20 08:15	03/12/20 17:04	106-46-7	W
Dichlorodifluoromethane	**<25.0**	ug/kg	72.0	25.0	1	03/12/20 08:15	03/12/20 17:04	75-71-8	W
1,1-Dichloroethane	**<25.0**	ug/kg	60.0	25.0	1	03/12/20 08:15	03/12/20 17:04	75-34-3	W
1,2-Dichloroethane	**<25.0**	ug/kg	60.0	25.0	1	03/12/20 08:15	03/12/20 17:04	107-06-2	W
1,1-Dichloroethene	**<25.0**	ug/kg	60.0	25.0	1	03/12/20 08:15	03/12/20 17:04	75-35-4	W
cis-1,2-Dichloroethene	**<25.0**	ug/kg	60.0	25.0	1	03/12/20 08:15	03/12/20 17:04	156-59-2	W
trans-1,2-Dichloroethene	**<25.0**	ug/kg	67.0	25.0	1	03/12/20 08:15	03/12/20 17:04	156-60-5	W
1,2-Dichloropropane	**<25.0**	ug/kg	60.0	25.0	1	03/12/20 08:15	03/12/20 17:04	78-87-5	W
1,3-Dichloropropane	**<25.0**	ug/kg	60.0	25.0	1	03/12/20 08:15	03/12/20 17:04	142-28-9	W
2,2-Dichloropropane	**<25.0**	ug/kg	60.0	25.0	1	03/12/20 08:15	03/12/20 17:04	594-20-7	W
1,1-Dichloropropene	**<25.0**	ug/kg	60.0	25.0	1	03/12/20 08:15	03/12/20 17:04	563-58-6	W
cis-1,3-Dichloropropene	**<42.3**	ug/kg	141	42.3	1	03/12/20 08:15	03/12/20 17:04	10061-01-5	W
trans-1,3-Dichloropropene	**<25.0**	ug/kg	74.0	25.0	1	03/12/20 08:15	03/12/20 17:04	10061-02-6	W
Diisopropyl ether	**<25.0**	ug/kg	60.0	25.0	1	03/12/20 08:15	03/12/20 17:04	108-20-3	W
Ethylbenzene	**<25.0**	ug/kg	60.0	25.0	1	03/12/20 08:15	03/12/20 17:04	100-41-4	W
Hexachloro-1,3-butadiene	**<68.7**	ug/kg	229	68.7	1	03/12/20 08:15	03/12/20 17:04	87-68-3	W
Isopropylbenzene (Cumene)	**<25.0**	ug/kg	60.0	25.0	1	03/12/20 08:15	03/12/20 17:04	98-82-8	W
p-Isopropyltoluene	**<25.0**	ug/kg	72.0	25.0	1	03/12/20 08:15	03/12/20 17:04	99-87-6	W
Methylene Chloride	**<26.3**	ug/kg	88.0	26.3	1	03/12/20 08:15	03/12/20 17:04	75-09-2	W
Methyl-tert-butyl ether	**<25.0**	ug/kg	60.0	25.0	1	03/12/20 08:15	03/12/20 17:04	1634-04-4	W
Naphthalene	**<27.3**	ug/kg	91.0	27.3	1	03/12/20 08:15	03/12/20 17:04	91-20-3	W
n-Propylbenzene	**<25.0**	ug/kg	60.0	25.0	1	03/12/20 08:15	03/12/20 17:04	103-65-1	W
Styrene	**<25.0**	ug/kg	60.0	25.0	1	03/12/20 08:15	03/12/20 17:04	100-42-5	W
1,1,1,2-Tetrachloroethane	**<25.0**	ug/kg	60.0	25.0	1	03/12/20 08:15	03/12/20 17:04	630-20-6	W
1,1,2,2-Tetrachloroethane	**<25.0**	ug/kg	60.0	25.0	1	03/12/20 08:15	03/12/20 17:04	79-34-5	W
Tetrachloroethene	**<38.7**	ug/kg	129	38.7	1	03/12/20 08:15	03/12/20 17:04	127-18-4	W
Toluene	**<25.0**	ug/kg	60.0	25.0	1	03/12/20 08:15	03/12/20 17:04	108-88-3	W
1,2,3-Trichlorobenzene	**<47.3**	ug/kg	158	47.3	1	03/12/20 08:15	03/12/20 17:04	87-61-6	W
1,2,4-Trichlorobenzene	**<41.7**	ug/kg	250	41.7	1	03/12/20 08:15	03/12/20 17:04	120-82-1	W
1,1,1-Trichloroethane	**<25.0**	ug/kg	60.0	25.0	1	03/12/20 08:15	03/12/20 17:04	71-55-6	W
1,1,2-Trichloroethane	**<25.0**	ug/kg	60.0	25.0	1	03/12/20 08:15	03/12/20 17:04	79-00-5	W
Trichloroethene	**<25.0**	ug/kg	60.0	25.0	1	03/12/20 08:15	03/12/20 17:04	79-01-6	W
Trichlorofluoromethane	**<25.0**	ug/kg	65.0	25.0	1	03/12/20 08:15	03/12/20 17:04	75-69-4	W

REPORT OF LABORATORY ANALYSIS

This report shall not be reproduced, except in full,
without the written consent of Pace Analytical Services, LLC.

Pace Analytical Services, LLC
1241 Bellevue Street - Suite 9
Green Bay, WI 54302
(920)469-2436

ANALYTICAL RESULTS

Project: 60617051 SHOE FACTORY SITE
Pace Project No.: 40204467

Sample: SP-108/ 1-2 **Lab ID: 40204467031** Collected: 03/05/20 16:00 Received: 03/10/20 09:15 Matrix: Solid

Results reported on a "dry weight" basis and are adjusted for percent moisture, sample size and any dilutions.

Parameters	Results	Units	LOQ	LOD	DF	Prepared	Analyzed	CAS No.	Qual
8260 MSV Med Level Normal List	Analytical Method: EPA 8260 Preparation Method: EPA 5035/5030B								
1,2,3-Trichloropropane	**<37.4**	ug/kg	125	37.4	1	03/12/20 08:15	03/12/20 17:04	96-18-4	W
1,2,4-Trimethylbenzene	**<25.0**	ug/kg	60.0	25.0	1	03/12/20 08:15	03/12/20 17:04	95-63-6	W
1,3,5-Trimethylbenzene	**<25.0**	ug/kg	60.0	25.0	1	03/12/20 08:15	03/12/20 17:04	108-67-8	W
Vinyl chloride	**<25.0**	ug/kg	60.0	25.0	1	03/12/20 08:15	03/12/20 17:04	75-01-4	W
Xylene (Total)	**<75.0**	ug/kg	180	75.0	1	03/12/20 08:15	03/12/20 17:04	1330-20-7	W
m&p-Xylene	**<50.0**	ug/kg	120	50.0	1	03/12/20 08:15	03/12/20 17:04	179601-23-1	W
o-Xylene	**<25.0**	ug/kg	60.0	25.0	1	03/12/20 08:15	03/12/20 17:04	95-47-6	W
Surrogates									
Dibromofluoromethane (S)	102	%	57-146		1	03/12/20 08:15	03/12/20 17:04	1868-53-7	
Toluene-d8 (S)	109	%	64-134		1	03/12/20 08:15	03/12/20 17:04	2037-26-5	
4-Bromofluorobenzene (S)	94	%	54-126		1	03/12/20 08:15	03/12/20 17:04	460-00-4	
Percent Moisture	Analytical Method: ASTM D2974-87								
Percent Moisture	**10.2**	%	0.10	0.10	1		03/14/20 12:14		

REPORT OF LABORATORY ANALYSIS

This report shall not be reproduced, except in full,
without the written consent of Pace Analytical Services, LLC.

Pace Analytical Services, LLC
1241 Bellevue Street - Suite 9
Green Bay, WI 54302
(920)469-2436

ANALYTICAL RESULTS

Project: 60617051 SHOE FACTORY SITE
Pace Project No.: 40204467

Sample: SP-108/ 4-5 **Lab ID: 40204467032** Collected: 03/05/20 16:05 Received: 03/10/20 09:15 Matrix: Solid

Results reported on a "dry weight" basis and are adjusted for percent moisture, sample size and any dilutions.

Parameters	Results	Units	LOQ	LOD	DF	Prepared	Analyzed	CAS No.	Qual
6010 MET ICP	Analytical Method: EPA 6010 Preparation Method: EPA 3050								
Arsenic	**7.8**	mg/kg	6.1	1.8	1	03/11/20 08:32	03/11/20 20:25	7440-38-2	
Barium	**356**	mg/kg	0.62	0.19	1	03/11/20 08:32	03/11/20 20:25	7440-39-3	
Cadmium	**1.9**	mg/kg	0.62	0.17	1	03/11/20 08:32	03/11/20 20:25	7440-43-9	
Chromium	**146**	mg/kg	1.2	0.35	1	03/11/20 08:32	03/11/20 20:25	7440-47-3	
Lead	**165**	mg/kg	2.5	0.75	1	03/11/20 08:32	03/11/20 20:25	7439-92-1	
Selenium	**2.3J**	mg/kg	5.4	1.6	1	03/11/20 08:32	03/11/20 20:25	7782-49-2	
Silver	**0.66J**	mg/kg	1.2	0.38	1	03/11/20 08:32	03/11/20 20:25	7440-22-4	
7471 Mercury	Analytical Method: EPA 7471 Preparation Method: EPA 7471								
Mercury	**0.16**	mg/kg	0.045	0.013	1	03/12/20 08:47	03/12/20 15:40	7439-97-6	B
8270 MSSV PAH by SIM	Analytical Method: EPA 8270 by SIM Preparation Method: EPA 3546								
Acenaphthene	**<2.8**	ug/kg	21.4	2.8	1	03/12/20 08:46	03/16/20 12:52	83-32-9	
Acenaphthylene	**<2.7**	ug/kg	21.4	2.7	1	03/12/20 08:46	03/16/20 12:52	208-96-8	
Anthracene	**6.1J**	ug/kg	21.4	2.7	1	03/12/20 08:46	03/16/20 12:52	120-12-7	
Benzo(a)anthracene	**9.5J**	ug/kg	21.4	2.8	1	03/12/20 08:46	03/16/20 12:52	56-55-3	
Benzo(a)pyrene	**9.0J**	ug/kg	21.4	2.4	1	03/12/20 08:46	03/16/20 12:52	50-32-8	
Benzo(b)fluoranthene	**12.5J**	ug/kg	21.4	3.0	1	03/12/20 08:46	03/16/20 12:52	205-99-2	
Benzo(g,h,i)perylene	**8.4J**	ug/kg	21.4	3.8	1	03/12/20 08:46	03/16/20 12:52	191-24-2	
Benzo(k)fluoranthene	**6.2J**	ug/kg	21.4	2.7	1	03/12/20 08:46	03/16/20 12:52	207-08-9	
Chrysene	**14.6J**	ug/kg	21.4	4.0	1	03/12/20 08:46	03/16/20 12:52	218-01-9	
Dibenz(a,h)anthracene	**<3.0**	ug/kg	21.4	3.0	1	03/12/20 08:46	03/16/20 12:52	53-70-3	
Fluoranthene	**20.4J**	ug/kg	21.4	2.5	1	03/12/20 08:46	03/16/20 12:52	206-44-0	
Fluorene	**<2.6**	ug/kg	21.4	2.6	1	03/12/20 08:46	03/16/20 12:52	86-73-7	
Indeno(1,2,3-cd)pyrene	**5.5J**	ug/kg	21.4	4.5	1	03/12/20 08:46	03/16/20 12:52	193-39-5	
1-Methylnaphthalene	**49.2**	ug/kg	21.4	3.1	1	03/12/20 08:46	03/16/20 12:52	90-12-0	
2-Methylnaphthalene	**62.7**	ug/kg	21.4	3.1	1	03/12/20 08:46	03/16/20 12:52	91-57-6	
Naphthalene	**50.0**	ug/kg	21.4	2.1	1	03/12/20 08:46	03/16/20 12:52	91-20-3	
Phenanthrene	**34.1**	ug/kg	21.4	2.5	1	03/12/20 08:46	03/16/20 12:52	85-01-8	
Pyrene	**14.3J**	ug/kg	21.4	3.2	1	03/12/20 08:46	03/16/20 12:52	129-00-0	
Surrogates									
2-Fluorobiphenyl (S)	63	%	42-92		1	03/12/20 08:46	03/16/20 12:52	321-60-8	
Terphenyl-d14 (S)	57	%	40-92		1	03/12/20 08:46	03/16/20 12:52	1718-51-0	
8260 MSV Med Level Normal List	Analytical Method: EPA 8260 Preparation Method: EPA 5035/5030B								
Benzene	**<25.0**	ug/kg	60.0	25.0	1	03/12/20 08:15	03/12/20 17:21	71-43-2	W
Bromobenzene	**<25.0**	ug/kg	62.0	25.0	1	03/12/20 08:15	03/12/20 17:21	108-86-1	W
Bromochloromethane	**<25.0**	ug/kg	70.0	25.0	1	03/12/20 08:15	03/12/20 17:21	74-97-5	W
Bromodichloromethane	**<25.0**	ug/kg	60.0	25.0	1	03/12/20 08:15	03/12/20 17:21	75-27-4	W
Bromoform	**<25.0**	ug/kg	72.0	25.0	1	03/12/20 08:15	03/12/20 17:21	75-25-2	W
Bromomethane	**<63.8**	ug/kg	250	63.8	1	03/12/20 08:15	03/12/20 17:21	74-83-9	W
n-Butylbenzene	**<30.0**	ug/kg	100	30.0	1	03/12/20 08:15	03/12/20 17:21	104-51-8	W
sec-Butylbenzene	**<25.0**	ug/kg	72.0	25.0	1	03/12/20 08:15	03/12/20 17:21	135-98-8	W
tert-Butylbenzene	**<25.0**	ug/kg	62.0	25.0	1	03/12/20 08:15	03/12/20 17:21	98-06-6	W
Carbon tetrachloride	**<25.0**	ug/kg	60.0	25.0	1	03/12/20 08:15	03/12/20 17:21	56-23-5	W

REPORT OF LABORATORY ANALYSIS

This report shall not be reproduced, except in full,
without the written consent of Pace Analytical Services, LLC.

Pace Analytical Services, LLC
1241 Bellevue Street - Suite 9
Green Bay, WI 54302
(920)469-2436

ANALYTICAL RESULTS

Project: 60617051 SHOE FACTORY SITE
Pace Project No.: 40204467

Sample: SP-108/ 4-5 **Lab ID: 40204467032** Collected: 03/05/20 16:05 Received: 03/10/20 09:15 Matrix: Solid

Results reported on a "dry weight" basis and are adjusted for percent moisture, sample size and any dilutions.

Parameters	Results	Units	LOQ	LOD	DF	Prepared	Analyzed	CAS No.	Qual
8260 MSV Med Level Normal List	Analytical Method: EPA 8260 Preparation Method: EPA 5035/5030B								
Chlorobenzene	**<25.0**	ug/kg	60.0	25.0	1	03/12/20 08:15	03/12/20 17:21	108-90-7	W
Chloroethane	**<46.4**	ug/kg	250	46.4	1	03/12/20 08:15	03/12/20 17:21	75-00-3	W
Chloroform	**<47.5**	ug/kg	250	47.5	1	03/12/20 08:15	03/12/20 17:21	67-66-3	W
Chloromethane	**<25.0**	ug/kg	80.0	25.0	1	03/12/20 08:15	03/12/20 17:21	74-87-3	W
2-Chlorotoluene	**<25.0**	ug/kg	64.0	25.0	1	03/12/20 08:15	03/12/20 17:21	95-49-8	W
4-Chlorotoluene	**<25.0**	ug/kg	64.0	25.0	1	03/12/20 08:15	03/12/20 17:21	106-43-4	W
1,2-Dibromo-3-chloropropane	**<237**	ug/kg	789	237	1	03/12/20 08:15	03/12/20 17:21	96-12-8	W
Dibromochloromethane	**<229**	ug/kg	763	229	1	03/12/20 08:15	03/12/20 17:21	124-48-1	W
1,2-Dibromoethane (EDB)	**<25.0**	ug/kg	60.0	25.0	1	03/12/20 08:15	03/12/20 17:21	106-93-4	W
Dibromomethane	**<25.0**	ug/kg	60.0	25.0	1	03/12/20 08:15	03/12/20 17:21	74-95-3	W
1,2-Dichlorobenzene	**<25.0**	ug/kg	60.0	25.0	1	03/12/20 08:15	03/12/20 17:21	95-50-1	W
1,3-Dichlorobenzene	**<25.0**	ug/kg	60.0	25.0	1	03/12/20 08:15	03/12/20 17:21	541-73-1	W
1,4-Dichlorobenzene	**<25.0**	ug/kg	60.0	25.0	1	03/12/20 08:15	03/12/20 17:21	106-46-7	W
Dichlorodifluoromethane	**<25.0**	ug/kg	72.0	25.0	1	03/12/20 08:15	03/12/20 17:21	75-71-8	W
1,1-Dichloroethane	**<25.0**	ug/kg	60.0	25.0	1	03/12/20 08:15	03/12/20 17:21	75-34-3	W
1,2-Dichloroethane	**<25.0**	ug/kg	60.0	25.0	1	03/12/20 08:15	03/12/20 17:21	107-06-2	W
1,1-Dichloroethene	**<25.0**	ug/kg	60.0	25.0	1	03/12/20 08:15	03/12/20 17:21	75-35-4	W
cis-1,2-Dichloroethene	**<25.0**	ug/kg	60.0	25.0	1	03/12/20 08:15	03/12/20 17:21	156-59-2	W
trans-1,2-Dichloroethene	**<25.0**	ug/kg	67.0	25.0	1	03/12/20 08:15	03/12/20 17:21	156-60-5	W
1,2-Dichloropropane	**<25.0**	ug/kg	60.0	25.0	1	03/12/20 08:15	03/12/20 17:21	78-87-5	W
1,3-Dichloropropane	**<25.0**	ug/kg	60.0	25.0	1	03/12/20 08:15	03/12/20 17:21	142-28-9	W
2,2-Dichloropropane	**<25.0**	ug/kg	60.0	25.0	1	03/12/20 08:15	03/12/20 17:21	594-20-7	W
1,1-Dichloropropene	**<25.0**	ug/kg	60.0	25.0	1	03/12/20 08:15	03/12/20 17:21	563-58-6	W
cis-1,3-Dichloropropene	**<42.3**	ug/kg	141	42.3	1	03/12/20 08:15	03/12/20 17:21	10061-01-5	W
trans-1,3-Dichloropropene	**<25.0**	ug/kg	74.0	25.0	1	03/12/20 08:15	03/12/20 17:21	10061-02-6	W
Diisopropyl ether	**<25.0**	ug/kg	60.0	25.0	1	03/12/20 08:15	03/12/20 17:21	108-20-3	W
Ethylbenzene	**<25.0**	ug/kg	60.0	25.0	1	03/12/20 08:15	03/12/20 17:21	100-41-4	W
Hexachloro-1,3-butadiene	**<68.7**	ug/kg	229	68.7	1	03/12/20 08:15	03/12/20 17:21	87-68-3	W
Isopropylbenzene (Cumene)	**<25.0**	ug/kg	60.0	25.0	1	03/12/20 08:15	03/12/20 17:21	98-82-8	W
p-Isopropyltoluene	**<25.0**	ug/kg	72.0	25.0	1	03/12/20 08:15	03/12/20 17:21	99-87-6	W
Methylene Chloride	**<26.3**	ug/kg	88.0	26.3	1	03/12/20 08:15	03/12/20 17:21	75-09-2	W
Methyl-tert-butyl ether	**<25.0**	ug/kg	60.0	25.0	1	03/12/20 08:15	03/12/20 17:21	1634-04-4	W
Naphthalene	**<27.3**	ug/kg	91.0	27.3	1	03/12/20 08:15	03/12/20 17:21	91-20-3	W
n-Propylbenzene	**<25.0**	ug/kg	60.0	25.0	1	03/12/20 08:15	03/12/20 17:21	103-65-1	W
Styrene	**<25.0**	ug/kg	60.0	25.0	1	03/12/20 08:15	03/12/20 17:21	100-42-5	W
1,1,1,2-Tetrachloroethane	**<25.0**	ug/kg	60.0	25.0	1	03/12/20 08:15	03/12/20 17:21	630-20-6	W
1,1,2,2-Tetrachloroethane	**<25.0**	ug/kg	60.0	25.0	1	03/12/20 08:15	03/12/20 17:21	79-34-5	W
Tetrachloroethene	**<38.7**	ug/kg	129	38.7	1	03/12/20 08:15	03/12/20 17:21	127-18-4	W
Toluene	**106**	ug/kg	77.0	32.1	1	03/12/20 08:15	03/12/20 17:21	108-88-3	
1,2,3-Trichlorobenzene	**<47.3**	ug/kg	158	47.3	1	03/12/20 08:15	03/12/20 17:21	87-61-6	W
1,2,4-Trichlorobenzene	**<41.7**	ug/kg	250	41.7	1	03/12/20 08:15	03/12/20 17:21	120-82-1	W
1,1,1-Trichloroethane	**<25.0**	ug/kg	60.0	25.0	1	03/12/20 08:15	03/12/20 17:21	71-55-6	W
1,1,2-Trichloroethane	**<25.0**	ug/kg	60.0	25.0	1	03/12/20 08:15	03/12/20 17:21	79-00-5	W
Trichloroethene	**<25.0**	ug/kg	60.0	25.0	1	03/12/20 08:15	03/12/20 17:21	79-01-6	W
Trichlorofluoromethane	**<25.0**	ug/kg	65.0	25.0	1	03/12/20 08:15	03/12/20 17:21	75-69-4	W

REPORT OF LABORATORY ANALYSIS

This report shall not be reproduced, except in full,
without the written consent of Pace Analytical Services, LLC.

Pace Analytical Services, LLC
1241 Bellevue Street - Suite 9
Green Bay, WI 54302
(920)469-2436

ANALYTICAL RESULTS

Project: 60617051 SHOE FACTORY SITE
Pace Project No.: 40204467

Sample: SP-108/ 4-5 **Lab ID: 40204467032** Collected: 03/05/20 16:05 Received: 03/10/20 09:15 Matrix: Solid

Results reported on a "dry weight" basis and are adjusted for percent moisture, sample size and any dilutions.

Parameters	Results	Units	LOQ	LOD	DF	Prepared	Analyzed	CAS No.	Qual
8260 MSV Med Level Normal List	Analytical Method: EPA 8260 Preparation Method: EPA 5035/5030B								
1,2,3-Trichloropropane	**<37.4**	ug/kg	125	37.4	1	03/12/20 08:15	03/12/20 17:21	96-18-4	W
1,2,4-Trimethylbenzene	**<25.0**	ug/kg	60.0	25.0	1	03/12/20 08:15	03/12/20 17:21	95-63-6	W
1,3,5-Trimethylbenzene	**<25.0**	ug/kg	60.0	25.0	1	03/12/20 08:15	03/12/20 17:21	108-67-8	W
Vinyl chloride	**<25.0**	ug/kg	60.0	25.0	1	03/12/20 08:15	03/12/20 17:21	75-01-4	W
Xylene (Total)	**<75.0**	ug/kg	180	75.0	1	03/12/20 08:15	03/12/20 17:21	1330-20-7	W
m&p-Xylene	**<50.0**	ug/kg	120	50.0	1	03/12/20 08:15	03/12/20 17:21	179601-23-1	W
o-Xylene	**<25.0**	ug/kg	60.0	25.0	1	03/12/20 08:15	03/12/20 17:21	95-47-6	W
Surrogates									
Dibromofluoromethane (S)	96	%	57-146		1	03/12/20 08:15	03/12/20 17:21	1868-53-7	
Toluene-d8 (S)	101	%	64-134		1	03/12/20 08:15	03/12/20 17:21	2037-26-5	
4-Bromofluorobenzene (S)	89	%	54-126		1	03/12/20 08:15	03/12/20 17:21	460-00-4	
Percent Moisture	Analytical Method: ASTM D2974-87								
Percent Moisture	**22.1**	%	0.10	0.10	1		03/14/20 12:14		

REPORT OF LABORATORY ANALYSIS

This report shall not be reproduced, except in full,
without the written consent of Pace Analytical Services, LLC.

Pace Analytical Services, LLC
1241 Bellevue Street - Suite 9
Green Bay, WI 54302
(920)469-2436

ANALYTICAL RESULTS

Project: 60617051 SHOE FACTORY SITE
Pace Project No.: 40204467

Sample: SP-105/ 4-5 **Lab ID: 40204467033** Collected: 03/05/20 16:15 Received: 03/10/20 09:15 Matrix: Solid

Results reported on a "dry weight" basis and are adjusted for percent moisture, sample size and any dilutions.

Parameters	Results	Units	LOQ	LOD	DF	Prepared	Analyzed	CAS No.	Qual
6010 MET ICP	Analytical Method: EPA 6010 Preparation Method: EPA 3050								
Arsenic	**1.9J**	mg/kg	5.3	1.6	1	03/11/20 08:32	03/11/20 20:28	7440-38-2	
Barium	**7.0**	mg/kg	0.55	0.16	1	03/11/20 08:32	03/11/20 20:28	7440-39-3	
Cadmium	**<0.15**	mg/kg	0.55	0.15	1	03/11/20 08:32	03/11/20 20:28	7440-43-9	
Chromium	**4.5**	mg/kg	1.1	0.30	1	03/11/20 08:32	03/11/20 20:28	7440-47-3	
Lead	**3.0**	mg/kg	2.2	0.66	1	03/11/20 08:32	03/11/20 20:28	7439-92-1	
Selenium	**<1.4**	mg/kg	4.8	1.4	1	03/11/20 08:32	03/11/20 20:28	7782-49-2	
Silver	**<0.34**	mg/kg	1.1	0.34	1	03/11/20 08:32	03/11/20 20:28	7440-22-4	
7471 Mercury	Analytical Method: EPA 7471 Preparation Method: EPA 7471								
Mercury	**0.020J**	mg/kg	0.038	0.011	1	03/12/20 08:47	03/12/20 15:42	7439-97-6	B
8270 MSSV PAH by SIM	Analytical Method: EPA 8270 by SIM Preparation Method: EPA 3546								
Acenaphthene	**<2.4**	ug/kg	18.6	2.4	1	03/12/20 08:46	03/16/20 11:43	83-32-9	
Acenaphthylene	**<2.4**	ug/kg	18.6	2.4	1	03/12/20 08:46	03/16/20 11:43	208-96-8	
Anthracene	**<2.3**	ug/kg	18.6	2.3	1	03/12/20 08:46	03/16/20 11:43	120-12-7	
Benzo(a)anthracene	**<2.4**	ug/kg	18.6	2.4	1	03/12/20 08:46	03/16/20 11:43	56-55-3	
Benzo(a)pyrene	**<2.1**	ug/kg	18.6	2.1	1	03/12/20 08:46	03/16/20 11:43	50-32-8	
Benzo(b)fluoranthene	**<2.6**	ug/kg	18.6	2.6	1	03/12/20 08:46	03/16/20 11:43	205-99-2	
Benzo(g,h,i)perylene	**<3.3**	ug/kg	18.6	3.3	1	03/12/20 08:46	03/16/20 11:43	191-24-2	
Benzo(k)fluoranthene	**<2.4**	ug/kg	18.6	2.4	1	03/12/20 08:46	03/16/20 11:43	207-08-9	
Chrysene	**<3.5**	ug/kg	18.6	3.5	1	03/12/20 08:46	03/16/20 11:43	218-01-9	
Dibenz(a,h)anthracene	**<2.6**	ug/kg	18.6	2.6	1	03/12/20 08:46	03/16/20 11:43	53-70-3	
Fluoranthene	**<2.2**	ug/kg	18.6	2.2	1	03/12/20 08:46	03/16/20 11:43	206-44-0	
Fluorene	**<2.2**	ug/kg	18.6	2.2	1	03/12/20 08:46	03/16/20 11:43	86-73-7	
Indeno(1,2,3-cd)pyrene	**<3.9**	ug/kg	18.6	3.9	1	03/12/20 08:46	03/16/20 11:43	193-39-5	
1-Methylnaphthalene	**30.4**	ug/kg	18.6	2.7	1	03/12/20 08:46	03/16/20 11:43	90-12-0	
2-Methylnaphthalene	**59.8**	ug/kg	18.6	2.7	1	03/12/20 08:46	03/16/20 11:43	91-57-6	
Naphthalene	**22.0**	ug/kg	18.6	1.8	1	03/12/20 08:46	03/16/20 11:43	91-20-3	
Phenanthrene	**12.2J**	ug/kg	18.6	2.1	1	03/12/20 08:46	03/16/20 11:43	85-01-8	
Pyrene	**3.8J**	ug/kg	18.6	2.7	1	03/12/20 08:46	03/16/20 11:43	129-00-0	
Surrogates									
2-Fluorobiphenyl (S)	77	%	42-92		1	03/12/20 08:46	03/16/20 11:43	321-60-8	
Terphenyl-d14 (S)	71	%	40-92		1	03/12/20 08:46	03/16/20 11:43	1718-51-0	
8260 MSV Med Level Normal List	Analytical Method: EPA 8260 Preparation Method: EPA 5035/5030B								
Benzene	**<25.0**	ug/kg	60.0	25.0	1	03/12/20 08:15	03/12/20 12:13	71-43-2	W
Bromobenzene	**<25.0**	ug/kg	62.0	25.0	1	03/12/20 08:15	03/12/20 12:13	108-86-1	W
Bromochloromethane	**<25.0**	ug/kg	70.0	25.0	1	03/12/20 08:15	03/12/20 12:13	74-97-5	W
Bromodichloromethane	**<25.0**	ug/kg	60.0	25.0	1	03/12/20 08:15	03/12/20 12:13	75-27-4	W
Bromoform	**<25.0**	ug/kg	72.0	25.0	1	03/12/20 08:15	03/12/20 12:13	75-25-2	W
Bromomethane	**75.1J**	ug/kg	279	71.2	1	03/12/20 08:15	03/12/20 12:13	74-83-9	
n-Butylbenzene	**138**	ug/kg	112	33.5	1	03/12/20 08:15	03/12/20 12:13	104-51-8	
sec-Butylbenzene	**54.3J**	ug/kg	80.4	27.9	1	03/12/20 08:15	03/12/20 12:13	135-98-8	
tert-Butylbenzene	**<25.0**	ug/kg	62.0	25.0	1	03/12/20 08:15	03/12/20 12:13	98-06-6	W
Carbon tetrachloride	**<25.0**	ug/kg	60.0	25.0	1	03/12/20 08:15	03/12/20 12:13	56-23-5	W

REPORT OF LABORATORY ANALYSIS

This report shall not be reproduced, except in full,
without the written consent of Pace Analytical Services, LLC.

Pace Analytical Services, LLC
1241 Bellevue Street - Suite 9
Green Bay, WI 54302
(920)469-2436

ANALYTICAL RESULTS

Project: 60617051 SHOE FACTORY SITE
Pace Project No.: 40204467

Sample: SP-105/ 4-5 **Lab ID: 40204467033** Collected: 03/05/20 16:15 Received: 03/10/20 09:15 Matrix: Solid

Results reported on a "dry weight" basis and are adjusted for percent moisture, sample size and any dilutions.

Parameters	Results	Units	LOQ	LOD	DF	Prepared	Analyzed	CAS No.	Qual
8260 MSV Med Level Normal List	Analytical Method: EPA 8260 Preparation Method: EPA 5035/5030B								
Chlorobenzene	**<25.0**	ug/kg	60.0	25.0	1	03/12/20 08:15	03/12/20 12:13	108-90-7	W
Chloroethane	**<46.4**	ug/kg	250	46.4	1	03/12/20 08:15	03/12/20 12:13	75-00-3	W
Chloroform	**<47.5**	ug/kg	250	47.5	1	03/12/20 08:15	03/12/20 12:13	67-66-3	W
Chloromethane	**<25.0**	ug/kg	80.0	25.0	1	03/12/20 08:15	03/12/20 12:13	74-87-3	W
2-Chlorotoluene	**<25.0**	ug/kg	64.0	25.0	1	03/12/20 08:15	03/12/20 12:13	95-49-8	W
4-Chlorotoluene	**<25.0**	ug/kg	64.0	25.0	1	03/12/20 08:15	03/12/20 12:13	106-43-4	W
1,2-Dibromo-3-chloropropane	**<237**	ug/kg	789	237	1	03/12/20 08:15	03/12/20 12:13	96-12-8	W
Dibromochloromethane	**<229**	ug/kg	763	229	1	03/12/20 08:15	03/12/20 12:13	124-48-1	W
1,2-Dibromoethane (EDB)	**<25.0**	ug/kg	60.0	25.0	1	03/12/20 08:15	03/12/20 12:13	106-93-4	W
Dibromomethane	**<25.0**	ug/kg	60.0	25.0	1	03/12/20 08:15	03/12/20 12:13	74-95-3	W
1,2-Dichlorobenzene	**<25.0**	ug/kg	60.0	25.0	1	03/12/20 08:15	03/12/20 12:13	95-50-1	W
1,3-Dichlorobenzene	**<25.0**	ug/kg	60.0	25.0	1	03/12/20 08:15	03/12/20 12:13	541-73-1	W
1,4-Dichlorobenzene	**<25.0**	ug/kg	60.0	25.0	1	03/12/20 08:15	03/12/20 12:13	106-46-7	W
Dichlorodifluoromethane	**<25.0**	ug/kg	72.0	25.0	1	03/12/20 08:15	03/12/20 12:13	75-71-8	W
1,1-Dichloroethane	**<25.0**	ug/kg	60.0	25.0	1	03/12/20 08:15	03/12/20 12:13	75-34-3	W
1,2-Dichloroethane	**<25.0**	ug/kg	60.0	25.0	1	03/12/20 08:15	03/12/20 12:13	107-06-2	W
1,1-Dichloroethene	**<25.0**	ug/kg	60.0	25.0	1	03/12/20 08:15	03/12/20 12:13	75-35-4	W
cis-1,2-Dichloroethene	**<25.0**	ug/kg	60.0	25.0	1	03/12/20 08:15	03/12/20 12:13	156-59-2	W
trans-1,2-Dichloroethene	**<25.0**	ug/kg	67.0	25.0	1	03/12/20 08:15	03/12/20 12:13	156-60-5	W
1,2-Dichloropropane	**<25.0**	ug/kg	60.0	25.0	1	03/12/20 08:15	03/12/20 12:13	78-87-5	W
1,3-Dichloropropane	**<25.0**	ug/kg	60.0	25.0	1	03/12/20 08:15	03/12/20 12:13	142-28-9	W
2,2-Dichloropropane	**<25.0**	ug/kg	60.0	25.0	1	03/12/20 08:15	03/12/20 12:13	594-20-7	W
1,1-Dichloropropene	**<25.0**	ug/kg	60.0	25.0	1	03/12/20 08:15	03/12/20 12:13	563-58-6	W
cis-1,3-Dichloropropene	**<42.3**	ug/kg	141	42.3	1	03/12/20 08:15	03/12/20 12:13	10061-01-5	W
trans-1,3-Dichloropropene	**<25.0**	ug/kg	74.0	25.0	1	03/12/20 08:15	03/12/20 12:13	10061-02-6	W
Diisopropyl ether	**<25.0**	ug/kg	60.0	25.0	1	03/12/20 08:15	03/12/20 12:13	108-20-3	W
Ethylbenzene	**91.1**	ug/kg	67.0	27.9	1	03/12/20 08:15	03/12/20 12:13	100-41-4	
Hexachloro-1,3-butadiene	**<68.7**	ug/kg	229	68.7	1	03/12/20 08:15	03/12/20 12:13	87-68-3	W
Isopropylbenzene (Cumene)	**32.3J**	ug/kg	67.0	27.9	1	03/12/20 08:15	03/12/20 12:13	98-82-8	
p-Isopropyltoluene	**48.5J**	ug/kg	80.4	27.9	1	03/12/20 08:15	03/12/20 12:13	99-87-6	
Methylene Chloride	**<26.3**	ug/kg	88.0	26.3	1	03/12/20 08:15	03/12/20 12:13	75-09-2	W
Methyl-tert-butyl ether	**<25.0**	ug/kg	60.0	25.0	1	03/12/20 08:15	03/12/20 12:13	1634-04-4	W
Naphthalene	**718**	ug/kg	102	30.5	1	03/12/20 08:15	03/12/20 12:13	91-20-3	
n-Propylbenzene	**96.3**	ug/kg	67.0	27.9	1	03/12/20 08:15	03/12/20 12:13	103-65-1	
Styrene	**<25.0**	ug/kg	60.0	25.0	1	03/12/20 08:15	03/12/20 12:13	100-42-5	W
1,1,1,2-Tetrachloroethane	**<25.0**	ug/kg	60.0	25.0	1	03/12/20 08:15	03/12/20 12:13	630-20-6	W
1,1,2,2-Tetrachloroethane	**<25.0**	ug/kg	60.0	25.0	1	03/12/20 08:15	03/12/20 12:13	79-34-5	W
Tetrachloroethene	**<38.7**	ug/kg	129	38.7	1	03/12/20 08:15	03/12/20 12:13	127-18-4	W
Toluene	**123**	ug/kg	67.0	27.9	1	03/12/20 08:15	03/12/20 12:13	108-88-3	
1,2,3-Trichlorobenzene	**<47.3**	ug/kg	158	47.3	1	03/12/20 08:15	03/12/20 12:13	87-61-6	W
1,2,4-Trichlorobenzene	**<41.7**	ug/kg	250	41.7	1	03/12/20 08:15	03/12/20 12:13	120-82-1	W
1,1,1-Trichloroethane	**<25.0**	ug/kg	60.0	25.0	1	03/12/20 08:15	03/12/20 12:13	71-55-6	W
1,1,2-Trichloroethane	**<25.0**	ug/kg	60.0	25.0	1	03/12/20 08:15	03/12/20 12:13	79-00-5	W
Trichloroethene	**<25.0**	ug/kg	60.0	25.0	1	03/12/20 08:15	03/12/20 12:13	79-01-6	W
Trichlorofluoromethane	**<25.0**	ug/kg	65.0	25.0	1	03/12/20 08:15	03/12/20 12:13	75-69-4	W

REPORT OF LABORATORY ANALYSIS

This report shall not be reproduced, except in full,
without the written consent of Pace Analytical Services, LLC.

Pace Analytical Services, LLC
1241 Bellevue Street - Suite 9
Green Bay, WI 54302
(920)469-2436

ANALYTICAL RESULTS

Project: 60617051 SHOE FACTORY SITE
Pace Project No.: 40204467

Sample: SP-105/ 4-5 **Lab ID: 40204467033** Collected: 03/05/20 16:15 Received: 03/10/20 09:15 Matrix: Solid

Results reported on a "dry weight" basis and are adjusted for percent moisture, sample size and any dilutions.

Parameters	Results	Units	LOQ	LOD	DF	Prepared	Analyzed	CAS No.	Qual
8260 MSV Med Level Normal List	Analytical Method: EPA 8260 Preparation Method: EPA 5035/5030B								
1,2,3-Trichloropropane	**<37.4**	ug/kg	125	37.4	1	03/12/20 08:15	03/12/20 12:13	96-18-4	W
1,2,4-Trimethylbenzene	**179**	ug/kg	67.0	27.9	1	03/12/20 08:15	03/12/20 12:13	95-63-6	
1,3,5-Trimethylbenzene	**<25.0**	ug/kg	60.0	25.0	1	03/12/20 08:15	03/12/20 12:13	108-67-8	W
Vinyl chloride	**<25.0**	ug/kg	60.0	25.0	1	03/12/20 08:15	03/12/20 12:13	75-01-4	W
Xylene (Total)	**346**	ug/kg	201	83.7	1	03/12/20 08:15	03/12/20 12:13	1330-20-7	
m&p-Xylene	**233**	ug/kg	134	55.8	1	03/12/20 08:15	03/12/20 12:13	179601-23-1	
o-Xylene	**113**	ug/kg	67.0	27.9	1	03/12/20 08:15	03/12/20 12:13	95-47-6	
Surrogates									
Dibromofluoromethane (S)	99	%	57-146		1	03/12/20 08:15	03/12/20 12:13	1868-53-7	
Toluene-d8 (S)	106	%	64-134		1	03/12/20 08:15	03/12/20 12:13	2037-26-5	
4-Bromofluorobenzene (S)	95	%	54-126		1	03/12/20 08:15	03/12/20 12:13	460-00-4	
Percent Moisture	Analytical Method: ASTM D2974-87								
Percent Moisture	**10.4**	%	0.10	0.10	1		03/14/20 12:14		

REPORT OF LABORATORY ANALYSIS

This report shall not be reproduced, except in full,
without the written consent of Pace Analytical Services, LLC.

Pace Analytical Services, LLC
1241 Bellevue Street - Suite 9
Green Bay, WI 54302
(920)469-2436

ANALYTICAL RESULTS

Project: 60617051 SHOE FACTORY SITE
Pace Project No.: 40204467

Sample: SP-105/ 9-10 **Lab ID: 40204467034** Collected: 03/05/20 16:20 Received: 03/10/20 09:15 Matrix: Solid

Results reported on a "dry weight" basis and are adjusted for percent moisture, sample size and any dilutions.

Parameters	Results	Units	LOQ	LOD	DF	Prepared	Analyzed	CAS No.	Qual
6010 MET ICP	Analytical Method: EPA 6010 Preparation Method: EPA 3050								
Arsenic	**<1.9**	mg/kg	6.2	1.9	1	03/11/20 08:32	03/11/20 20:30	7440-38-2	
Barium	**118**	mg/kg	0.64	0.19	1	03/11/20 08:32	03/11/20 20:30	7440-39-3	
Cadmium	**0.19J**	mg/kg	0.64	0.17	1	03/11/20 08:32	03/11/20 20:30	7440-43-9	
Chromium	**14.9**	mg/kg	1.3	0.35	1	03/11/20 08:32	03/11/20 20:30	7440-47-3	
Lead	**6.0**	mg/kg	2.5	0.76	1	03/11/20 08:32	03/11/20 20:30	7439-92-1	
Selenium	**<1.7**	mg/kg	5.5	1.7	1	03/11/20 08:32	03/11/20 20:30	7782-49-2	
Silver	**<0.39**	mg/kg	1.3	0.39	1	03/11/20 08:32	03/11/20 20:30	7440-22-4	
7471 Mercury	Analytical Method: EPA 7471 Preparation Method: EPA 7471								
Mercury	**0.041J**	mg/kg	0.044	0.013	1	03/12/20 08:47	03/12/20 15:49	7439-97-6	B
8270 MSSV PAH by SIM	Analytical Method: EPA 8270 by SIM Preparation Method: EPA 3546								
Acenaphthene	**1250**	ug/kg	864	112	40	03/16/20 08:45	03/17/20 17:32	83-32-9	
Acenaphthylene	**539J**	ug/kg	864	109	40	03/16/20 08:45	03/17/20 17:32	208-96-8	
Anthracene	**111J**	ug/kg	864	107	40	03/16/20 08:45	03/17/20 17:32	120-12-7	
Benzo(a)anthracene	**<112**	ug/kg	864	112	40	03/16/20 08:45	03/17/20 17:32	56-55-3	
Benzo(a)pyrene	**<98.1**	ug/kg	864	98.1	40	03/16/20 08:45	03/17/20 17:32	50-32-8	
Benzo(b)fluoranthene	**<120**	ug/kg	864	120	40	03/16/20 08:45	03/17/20 17:32	205-99-2	
Benzo(g,h,i)perylene	**<152**	ug/kg	864	152	40	03/16/20 08:45	03/17/20 17:32	191-24-2	
Benzo(k)fluoranthene	**<110**	ug/kg	864	110	40	03/16/20 08:45	03/17/20 17:32	207-08-9	
Chrysene	**<163**	ug/kg	864	163	40	03/16/20 08:45	03/17/20 17:32	218-01-9	
Dibenz(a,h)anthracene	**<120**	ug/kg	864	120	40	03/16/20 08:45	03/17/20 17:32	53-70-3	
Fluoranthene	**<102**	ug/kg	864	102	40	03/16/20 08:45	03/17/20 17:32	206-44-0	
Fluorene	**1250**	ug/kg	864	104	40	03/16/20 08:45	03/17/20 17:32	86-73-7	
Indeno(1,2,3-cd)pyrene	**<180**	ug/kg	864	180	40	03/16/20 08:45	03/17/20 17:32	193-39-5	
1-Methylnaphthalene	**5560**	ug/kg	864	126	40	03/16/20 08:45	03/17/20 17:32	90-12-0	
2-Methylnaphthalene	**7620**	ug/kg	864	126	40	03/16/20 08:45	03/17/20 17:32	91-57-6	
Naphthalene	**1420**	ug/kg	864	84.1	40	03/16/20 08:45	03/17/20 17:32	91-20-3	
Phenanthrene	**2190**	ug/kg	864	98.9	40	03/16/20 08:45	03/17/20 17:32	85-01-8	
Pyrene	**294J**	ug/kg	864	127	40	03/16/20 08:45	03/17/20 17:32	129-00-0	
Surrogates									
2-Fluorobiphenyl (S)	0	%	42-92		40	03/16/20 08:45	03/17/20 17:32	321-60-8	S4
Terphenyl-d14 (S)	0	%	40-92		40	03/16/20 08:45	03/17/20 17:32	1718-51-0	S4
8260 MSV Med Level Normal List	Analytical Method: EPA 8260 Preparation Method: EPA 5035/5030B								
Benzene	**<50.0**	ug/kg	120	50.0	2	03/12/20 08:15	03/12/20 17:38	71-43-2	W
Bromobenzene	**<50.0**	ug/kg	124	50.0	2	03/12/20 08:15	03/12/20 17:38	108-86-1	W
Bromochloromethane	**<50.0**	ug/kg	140	50.0	2	03/12/20 08:15	03/12/20 17:38	74-97-5	W
Bromodichloromethane	**<50.0**	ug/kg	120	50.0	2	03/12/20 08:15	03/12/20 17:38	75-27-4	W
Bromoform	**<50.0**	ug/kg	144	50.0	2	03/12/20 08:15	03/12/20 17:38	75-25-2	W
Bromomethane	**<128**	ug/kg	500	128	2	03/12/20 08:15	03/12/20 17:38	74-83-9	W
n-Butylbenzene	**1240**	ug/kg	258	77.5	2	03/12/20 08:15	03/12/20 17:38	104-51-8	
sec-Butylbenzene	**2300**	ug/kg	186	64.6	2	03/12/20 08:15	03/12/20 17:38	135-98-8	
tert-Butylbenzene	**<50.0**	ug/kg	124	50.0	2	03/12/20 08:15	03/12/20 17:38	98-06-6	W
Carbon tetrachloride	**<50.0**	ug/kg	120	50.0	2	03/12/20 08:15	03/12/20 17:38	56-23-5	W

REPORT OF LABORATORY ANALYSIS

This report shall not be reproduced, except in full,
without the written consent of Pace Analytical Services, LLC.

Pace Analytical Services, LLC
1241 Bellevue Street - Suite 9
Green Bay, WI 54302
(920)469-2436

ANALYTICAL RESULTS

Project: 60617051 SHOE FACTORY SITE
Pace Project No.: 40204467

Sample: SP-105/ 9-10 **Lab ID: 40204467034** Collected: 03/05/20 16:20 Received: 03/10/20 09:15 Matrix: Solid

Results reported on a "dry weight" basis and are adjusted for percent moisture, sample size and any dilutions.

Parameters	Results	Units	LOQ	LOD	DF	Prepared	Analyzed	CAS No.	Qual
8260 MSV Med Level Normal List	Analytical Method: EPA 8260 Preparation Method: EPA 5035/5030B								
Chlorobenzene	**<50.0**	ug/kg	120	50.0	2	03/12/20 08:15	03/12/20 17:38	108-90-7	W
Chloroethane	**<92.8**	ug/kg	500	92.8	2	03/12/20 08:15	03/12/20 17:38	75-00-3	W
Chloroform	**<95.0**	ug/kg	500	95.0	2	03/12/20 08:15	03/12/20 17:38	67-66-3	W
Chloromethane	**<50.0**	ug/kg	160	50.0	2	03/12/20 08:15	03/12/20 17:38	74-87-3	W
2-Chlorotoluene	**<50.0**	ug/kg	128	50.0	2	03/12/20 08:15	03/12/20 17:38	95-49-8	W
4-Chlorotoluene	**<50.0**	ug/kg	128	50.0	2	03/12/20 08:15	03/12/20 17:38	106-43-4	W
1,2-Dibromo-3-chloropropane	**<473**	ug/kg	1580	473	2	03/12/20 08:15	03/12/20 17:38	96-12-8	W
Dibromochloromethane	**<458**	ug/kg	1530	458	2	03/12/20 08:15	03/12/20 17:38	124-48-1	W
1,2-Dibromoethane (EDB)	**<50.0**	ug/kg	120	50.0	2	03/12/20 08:15	03/12/20 17:38	106-93-4	W
Dibromomethane	**<50.0**	ug/kg	120	50.0	2	03/12/20 08:15	03/12/20 17:38	74-95-3	W
1,2-Dichlorobenzene	**<50.0**	ug/kg	120	50.0	2	03/12/20 08:15	03/12/20 17:38	95-50-1	W
1,3-Dichlorobenzene	**<50.0**	ug/kg	120	50.0	2	03/12/20 08:15	03/12/20 17:38	541-73-1	W
1,4-Dichlorobenzene	**<50.0**	ug/kg	120	50.0	2	03/12/20 08:15	03/12/20 17:38	106-46-7	W
Dichlorodifluoromethane	**<50.0**	ug/kg	144	50.0	2	03/12/20 08:15	03/12/20 17:38	75-71-8	W
1,1-Dichloroethane	**<50.0**	ug/kg	120	50.0	2	03/12/20 08:15	03/12/20 17:38	75-34-3	W
1,2-Dichloroethane	**<50.0**	ug/kg	120	50.0	2	03/12/20 08:15	03/12/20 17:38	107-06-2	W
1,1-Dichloroethene	**<50.0**	ug/kg	120	50.0	2	03/12/20 08:15	03/12/20 17:38	75-35-4	W
cis-1,2-Dichloroethene	**<50.0**	ug/kg	120	50.0	2	03/12/20 08:15	03/12/20 17:38	156-59-2	W
trans-1,2-Dichloroethene	**<50.0**	ug/kg	134	50.0	2	03/12/20 08:15	03/12/20 17:38	156-60-5	W
1,2-Dichloropropane	**<50.0**	ug/kg	120	50.0	2	03/12/20 08:15	03/12/20 17:38	78-87-5	W
1,3-Dichloropropane	**<50.0**	ug/kg	120	50.0	2	03/12/20 08:15	03/12/20 17:38	142-28-9	W
2,2-Dichloropropane	**<50.0**	ug/kg	120	50.0	2	03/12/20 08:15	03/12/20 17:38	594-20-7	W
1,1-Dichloropropene	**<50.0**	ug/kg	120	50.0	2	03/12/20 08:15	03/12/20 17:38	563-58-6	W
cis-1,3-Dichloropropene	**<84.5**	ug/kg	282	84.5	2	03/12/20 08:15	03/12/20 17:38	10061-01-5	W
trans-1,3-Dichloropropene	**<50.0**	ug/kg	148	50.0	2	03/12/20 08:15	03/12/20 17:38	10061-02-6	W
Diisopropyl ether	**<50.0**	ug/kg	120	50.0	2	03/12/20 08:15	03/12/20 17:38	108-20-3	W
Ethylbenzene	**<50.0**	ug/kg	120	50.0	2	03/12/20 08:15	03/12/20 17:38	100-41-4	W
Hexachloro-1,3-butadiene	**<137**	ug/kg	458	137	2	03/12/20 08:15	03/12/20 17:38	87-68-3	W
Isopropylbenzene (Cumene)	**426**	ug/kg	155	64.6	2	03/12/20 08:15	03/12/20 17:38	98-82-8	
p-Isopropyltoluene	**<50.0**	ug/kg	144	50.0	2	03/12/20 08:15	03/12/20 17:38	99-87-6	W
Methylene Chloride	**<52.5**	ug/kg	176	52.5	2	03/12/20 08:15	03/12/20 17:38	75-09-2	W
Methyl-tert-butyl ether	**<50.0**	ug/kg	120	50.0	2	03/12/20 08:15	03/12/20 17:38	1634-04-4	W
Naphthalene	**1290**	ug/kg	235	70.5	2	03/12/20 08:15	03/12/20 17:38	91-20-3	
n-Propylbenzene	**367**	ug/kg	155	64.6	2	03/12/20 08:15	03/12/20 17:38	103-65-1	
Styrene	**<50.0**	ug/kg	120	50.0	2	03/12/20 08:15	03/12/20 17:38	100-42-5	W
1,1,1,2-Tetrachloroethane	**<50.0**	ug/kg	120	50.0	2	03/12/20 08:15	03/12/20 17:38	630-20-6	W
1,1,2,2-Tetrachloroethane	**<50.0**	ug/kg	120	50.0	2	03/12/20 08:15	03/12/20 17:38	79-34-5	W
Tetrachloroethene	**<77.4**	ug/kg	258	77.4	2	03/12/20 08:15	03/12/20 17:38	127-18-4	W
Toluene	**<50.0**	ug/kg	120	50.0	2	03/12/20 08:15	03/12/20 17:38	108-88-3	W
1,2,3-Trichlorobenzene	**<94.6**	ug/kg	316	94.6	2	03/12/20 08:15	03/12/20 17:38	87-61-6	W
1,2,4-Trichlorobenzene	**<83.3**	ug/kg	500	83.3	2	03/12/20 08:15	03/12/20 17:38	120-82-1	W
1,1,1-Trichloroethane	**<50.0**	ug/kg	120	50.0	2	03/12/20 08:15	03/12/20 17:38	71-55-6	W
1,1,2-Trichloroethane	**<50.0**	ug/kg	120	50.0	2	03/12/20 08:15	03/12/20 17:38	79-00-5	W
Trichloroethene	**<50.0**	ug/kg	120	50.0	2	03/12/20 08:15	03/12/20 17:38	79-01-6	W
Trichlorofluoromethane	**<50.0**	ug/kg	130	50.0	2	03/12/20 08:15	03/12/20 17:38	75-69-4	W

REPORT OF LABORATORY ANALYSIS

This report shall not be reproduced, except in full,
without the written consent of Pace Analytical Services, LLC.

Pace Analytical Services, LLC
1241 Bellevue Street - Suite 9
Green Bay, WI 54302
(920)469-2436

ANALYTICAL RESULTS

Project: 60617051 SHOE FACTORY SITE
Pace Project No.: 40204467

Sample: SP-105/ 9-10 **Lab ID: 40204467034** Collected: 03/05/20 16:20 Received: 03/10/20 09:15 Matrix: Solid

Results reported on a "dry weight" basis and are adjusted for percent moisture, sample size and any dilutions.

Parameters	Results	Units	LOQ	LOD	DF	Prepared	Analyzed	CAS No.	Qual
8260 MSV Med Level Normal List	Analytical Method: EPA 8260 Preparation Method: EPA 5035/5030B								
1,2,3-Trichloropropane	**<74.9**	ug/kg	250	74.9	2	03/12/20 08:15	03/12/20 17:38	96-18-4	W
1,2,4-Trimethylbenzene	**<50.0**	ug/kg	120	50.0	2	03/12/20 08:15	03/12/20 17:38	95-63-6	W
1,3,5-Trimethylbenzene	**<50.0**	ug/kg	120	50.0	2	03/12/20 08:15	03/12/20 17:38	108-67-8	W
Vinyl chloride	**<50.0**	ug/kg	120	50.0	2	03/12/20 08:15	03/12/20 17:38	75-01-4	W
Xylene (Total)	**<150**	ug/kg	360	150	2	03/12/20 08:15	03/12/20 17:38	1330-20-7	W
m&p-Xylene	**<100**	ug/kg	240	100	2	03/12/20 08:15	03/12/20 17:38	179601-23-1	W
o-Xylene	**<50.0**	ug/kg	120	50.0	2	03/12/20 08:15	03/12/20 17:38	95-47-6	W
Surrogates									
Dibromofluoromethane (S)	100	%	57-146		2	03/12/20 08:15	03/12/20 17:38	1868-53-7	D3
Toluene-d8 (S)	108	%	64-134		2	03/12/20 08:15	03/12/20 17:38	2037-26-5	
4-Bromofluorobenzene (S)	98	%	54-126		2	03/12/20 08:15	03/12/20 17:38	460-00-4	
Percent Moisture	Analytical Method: ASTM D2974-87								
Percent Moisture	**22.6**	%	0.10	0.10	1		03/13/20 15:52		

REPORT OF LABORATORY ANALYSIS

This report shall not be reproduced, except in full,
without the written consent of Pace Analytical Services, LLC.

Pace Analytical Services, LLC
1241 Bellevue Street - Suite 9
Green Bay, WI 54302
(920)469-2436

ANALYTICAL RESULTS

Project: 60617051 SHOE FACTORY SITE
Pace Project No.: 40204467

Sample: TRIP BLANK WATERS **Lab ID: 40204467035** Collected: 03/06/20 09:00 Received: 03/10/20 09:15 Matrix: Water

Parameters	Results	Units	LOQ	LOD	DF	Prepared	Analyzed	CAS No.	Qual
8260 MSV	Analytical Method: EPA 8260								
Benzene	**<0.25**	ug/L	1.0	0.25	1		03/11/20 13:25	71-43-2	
Bromobenzene	**<0.24**	ug/L	1.0	0.24	1		03/11/20 13:25	108-86-1	
Bromochloromethane	**<0.36**	ug/L	5.0	0.36	1		03/11/20 13:25	74-97-5	
Bromodichloromethane	**<0.36**	ug/L	1.2	0.36	1		03/11/20 13:25	75-27-4	
Bromoform	**<4.0**	ug/L	13.2	4.0	1		03/11/20 13:25	75-25-2	
Bromomethane	**<0.97**	ug/L	5.0	0.97	1		03/11/20 13:25	74-83-9	
n-Butylbenzene	**<0.71**	ug/L	2.4	0.71	1		03/11/20 13:25	104-51-8	
sec-Butylbenzene	**<0.85**	ug/L	5.0	0.85	1		03/11/20 13:25	135-98-8	
tert-Butylbenzene	**<0.30**	ug/L	1.0	0.30	1		03/11/20 13:25	98-06-6	
Carbon tetrachloride	**<1.6**	ug/L	5.5	1.6	1		03/11/20 13:25	56-23-5	
Chlorobenzene	**<0.71**	ug/L	2.4	0.71	1		03/11/20 13:25	108-90-7	
Chloroethane	**<1.3**	ug/L	5.0	1.3	1		03/11/20 13:25	75-00-3	
Chloroform	**<1.3**	ug/L	5.0	1.3	1		03/11/20 13:25	67-66-3	
Chloromethane	**<2.2**	ug/L	7.3	2.2	1		03/11/20 13:25	74-87-3	
2-Chlorotoluene	**<0.93**	ug/L	5.0	0.93	1		03/11/20 13:25	95-49-8	
4-Chlorotoluene	**<0.76**	ug/L	2.5	0.76	1		03/11/20 13:25	106-43-4	
1,2-Dibromo-3-chloropropane	**<1.8**	ug/L	5.9	1.8	1		03/11/20 13:25	96-12-8	
Dibromochloromethane	**<2.6**	ug/L	8.7	2.6	1		03/11/20 13:25	124-48-1	
1,2-Dibromoethane (EDB)	**<0.83**	ug/L	2.8	0.83	1		03/11/20 13:25	106-93-4	
Dibromomethane	**<0.94**	ug/L	3.1	0.94	1		03/11/20 13:25	74-95-3	
1,2-Dichlorobenzene	**<0.71**	ug/L	2.4	0.71	1		03/11/20 13:25	95-50-1	
1,3-Dichlorobenzene	**<0.63**	ug/L	2.1	0.63	1		03/11/20 13:25	541-73-1	
1,4-Dichlorobenzene	**<0.94**	ug/L	3.1	0.94	1		03/11/20 13:25	106-46-7	
Dichlorodifluoromethane	**<0.50**	ug/L	5.0	0.50	1		03/11/20 13:25	75-71-8	
1,1-Dichloroethane	**<0.27**	ug/L	1.0	0.27	1		03/11/20 13:25	75-34-3	
1,2-Dichloroethane	**<0.28**	ug/L	1.0	0.28	1		03/11/20 13:25	107-06-2	
1,1-Dichloroethene	**<0.24**	ug/L	1.0	0.24	1		03/11/20 13:25	75-35-4	
cis-1,2-Dichloroethene	**<0.27**	ug/L	1.0	0.27	1		03/11/20 13:25	156-59-2	
trans-1,2-Dichloroethene	**<1.1**	ug/L	3.6	1.1	1		03/11/20 13:25	156-60-5	
1,2-Dichloropropane	**<0.28**	ug/L	1.0	0.28	1		03/11/20 13:25	78-87-5	
1,3-Dichloropropane	**<0.83**	ug/L	2.8	0.83	1		03/11/20 13:25	142-28-9	
2,2-Dichloropropane	**<2.3**	ug/L	7.6	2.3	1		03/11/20 13:25	594-20-7	
1,1-Dichloropropene	**<0.54**	ug/L	1.8	0.54	1		03/11/20 13:25	563-58-6	
cis-1,3-Dichloropropene	**<3.6**	ug/L	12.1	3.6	1		03/11/20 13:25	10061-01-5	
trans-1,3-Dichloropropene	**<4.4**	ug/L	14.6	4.4	1		03/11/20 13:25	10061-02-6	
Diisopropyl ether	**<1.9**	ug/L	6.3	1.9	1		03/11/20 13:25	108-20-3	
Ethylbenzene	**<0.32**	ug/L	1.1	0.32	1		03/11/20 13:25	100-41-4	
Hexachloro-1,3-butadiene	**<1.5**	ug/L	4.9	1.5	1		03/11/20 13:25	87-68-3	
Isopropylbenzene (Cumene)	**<1.7**	ug/L	5.6	1.7	1		03/11/20 13:25	98-82-8	
p-Isopropyltoluene	**<0.80**	ug/L	2.7	0.80	1		03/11/20 13:25	99-87-6	
Methylene Chloride	**<0.58**	ug/L	5.0	0.58	1		03/11/20 13:25	75-09-2	
Methyl-tert-butyl ether	**<1.2**	ug/L	4.2	1.2	1		03/11/20 13:25	1634-04-4	
Naphthalene	**<1.2**	ug/L	5.0	1.2	1		03/11/20 13:25	91-20-3	
n-Propylbenzene	**<0.81**	ug/L	5.0	0.81	1		03/11/20 13:25	103-65-1	
Styrene	**<3.0**	ug/L	10.0	3.0	1		03/11/20 13:25	100-42-5	
1,1,1,2-Tetrachloroethane	**<0.27**	ug/L	1.0	0.27	1		03/11/20 13:25	630-20-6	

REPORT OF LABORATORY ANALYSIS

This report shall not be reproduced, except in full,
without the written consent of Pace Analytical Services, LLC.

Pace Analytical Services, LLC
1241 Bellevue Street - Suite 9
Green Bay, WI 54302
(920)469-2436

ANALYTICAL RESULTS

Project: 60617051 SHOE FACTORY SITE
Pace Project No.: 40204467

Sample: TRIP BLANK WATERS **Lab ID: 40204467035** Collected: 03/06/20 09:00 Received: 03/10/20 09:15 Matrix: Water

Parameters	Results	Units	LOQ	LOD	DF	Prepared	Analyzed	CAS No.	Qual
8260 MSV	Analytical Method: EPA 8260								
1,1,2,2-Tetrachloroethane	**<0.28**	ug/L	1.0	0.28	1		03/11/20 13:25	79-34-5	
Tetrachloroethene	**<0.33**	ug/L	1.1	0.33	1		03/11/20 13:25	127-18-4	
Toluene	**<0.27**	ug/L	0.90	0.27	1		03/11/20 13:25	108-88-3	
1,2,3-Trichlorobenzene	**<2.2**	ug/L	7.4	2.2	1		03/11/20 13:25	87-61-6	
1,2,4-Trichlorobenzene	**<0.95**	ug/L	5.0	0.95	1		03/11/20 13:25	120-82-1	
1,1,1-Trichloroethane	**<0.24**	ug/L	1.0	0.24	1		03/11/20 13:25	71-55-6	
1,1,2-Trichloroethane	**<0.55**	ug/L	5.0	0.55	1		03/11/20 13:25	79-00-5	
Trichloroethene	**<0.26**	ug/L	1.0	0.26	1		03/11/20 13:25	79-01-6	
Trichlorofluoromethane	**<0.21**	ug/L	1.0	0.21	1		03/11/20 13:25	75-69-4	
1,2,3-Trichloropropane	**<0.59**	ug/L	5.0	0.59	1		03/11/20 13:25	96-18-4	
1,2,4-Trimethylbenzene	**<0.84**	ug/L	2.8	0.84	1		03/11/20 13:25	95-63-6	
1,3,5-Trimethylbenzene	**<0.87**	ug/L	2.9	0.87	1		03/11/20 13:25	108-67-8	
Vinyl chloride	**<0.17**	ug/L	1.0	0.17	1		03/11/20 13:25	75-01-4	
Xylene (Total)	**<1.5**	ug/L	3.0	1.5	1		03/11/20 13:25	1330-20-7	
m&p-Xylene	**<0.47**	ug/L	2.0	0.47	1		03/11/20 13:25	179601-23-1	
o-Xylene	**<0.26**	ug/L	1.0	0.26	1		03/11/20 13:25	95-47-6	
Surrogates									
4-Bromofluorobenzene (S)	93	%	70-130		1		03/11/20 13:25	460-00-4	
Dibromofluoromethane (S)	110	%	70-130		1		03/11/20 13:25	1868-53-7	
Toluene-d8 (S)	103	%	70-130		1		03/11/20 13:25	2037-26-5	

REPORT OF LABORATORY ANALYSIS

This report shall not be reproduced, except in full,
without the written consent of Pace Analytical Services, LLC.

Pace Analytical Services, LLC
1241 Bellevue Street - Suite 9
Green Bay, WI 54302
(920)469-2436

ANALYTICAL RESULTS

Project: 60617051 SHOE FACTORY SITE
Pace Project No.: 40204467

Sample: SP-116 **Lab ID: 40204467036** Collected: 03/06/20 09:20 Received: 03/10/20 09:15 Matrix: Water

Parameters	Results	Units	LOQ	LOD	DF	Prepared	Analyzed	CAS No.	Qual
8260 MSV	Analytical Method: EPA 8260								
Benzene	**<0.25**	ug/L	1.0	0.25	1		03/11/20 14:55	71-43-2	
Bromobenzene	**<0.24**	ug/L	1.0	0.24	1		03/11/20 14:55	108-86-1	
Bromochloromethane	**<0.36**	ug/L	5.0	0.36	1		03/11/20 14:55	74-97-5	
Bromodichloromethane	**<0.36**	ug/L	1.2	0.36	1		03/11/20 14:55	75-27-4	
Bromoform	**<4.0**	ug/L	13.2	4.0	1		03/11/20 14:55	75-25-2	
Bromomethane	**<0.97**	ug/L	5.0	0.97	1		03/11/20 14:55	74-83-9	
n-Butylbenzene	**<0.71**	ug/L	2.4	0.71	1		03/11/20 14:55	104-51-8	
sec-Butylbenzene	**<0.85**	ug/L	5.0	0.85	1		03/11/20 14:55	135-98-8	
tert-Butylbenzene	**<0.30**	ug/L	1.0	0.30	1		03/11/20 14:55	98-06-6	
Carbon tetrachloride	**<1.6**	ug/L	5.5	1.6	1		03/11/20 14:55	56-23-5	
Chlorobenzene	**<0.71**	ug/L	2.4	0.71	1		03/11/20 14:55	108-90-7	
Chloroethane	**<1.3**	ug/L	5.0	1.3	1		03/11/20 14:55	75-00-3	
Chloroform	**<1.3**	ug/L	5.0	1.3	1		03/11/20 14:55	67-66-3	
Chloromethane	**<2.2**	ug/L	7.3	2.2	1		03/11/20 14:55	74-87-3	
2-Chlorotoluene	**<0.93**	ug/L	5.0	0.93	1		03/11/20 14:55	95-49-8	
4-Chlorotoluene	**<0.76**	ug/L	2.5	0.76	1		03/11/20 14:55	106-43-4	
1,2-Dibromo-3-chloropropane	**<1.8**	ug/L	5.9	1.8	1		03/11/20 14:55	96-12-8	
Dibromochloromethane	**<2.6**	ug/L	8.7	2.6	1		03/11/20 14:55	124-48-1	
1,2-Dibromoethane (EDB)	**<0.83**	ug/L	2.8	0.83	1		03/11/20 14:55	106-93-4	
Dibromomethane	**<0.94**	ug/L	3.1	0.94	1		03/11/20 14:55	74-95-3	
1,2-Dichlorobenzene	**<0.71**	ug/L	2.4	0.71	1		03/11/20 14:55	95-50-1	
1,3-Dichlorobenzene	**<0.63**	ug/L	2.1	0.63	1		03/11/20 14:55	541-73-1	
1,4-Dichlorobenzene	**<0.94**	ug/L	3.1	0.94	1		03/11/20 14:55	106-46-7	
Dichlorodifluoromethane	**<0.50**	ug/L	5.0	0.50	1		03/11/20 14:55	75-71-8	
1,1-Dichloroethane	**<0.27**	ug/L	1.0	0.27	1		03/11/20 14:55	75-34-3	
1,2-Dichloroethane	**<0.28**	ug/L	1.0	0.28	1		03/11/20 14:55	107-06-2	
1,1-Dichloroethene	**<0.24**	ug/L	1.0	0.24	1		03/11/20 14:55	75-35-4	
cis-1,2-Dichloroethene	**<0.27**	ug/L	1.0	0.27	1		03/11/20 14:55	156-59-2	
trans-1,2-Dichloroethene	**<1.1**	ug/L	3.6	1.1	1		03/11/20 14:55	156-60-5	
1,2-Dichloropropane	**<0.28**	ug/L	1.0	0.28	1		03/11/20 14:55	78-87-5	
1,3-Dichloropropane	**<0.83**	ug/L	2.8	0.83	1		03/11/20 14:55	142-28-9	
2,2-Dichloropropane	**<2.3**	ug/L	7.6	2.3	1		03/11/20 14:55	594-20-7	
1,1-Dichloropropene	**<0.54**	ug/L	1.8	0.54	1		03/11/20 14:55	563-58-6	
cis-1,3-Dichloropropene	**<3.6**	ug/L	12.1	3.6	1		03/11/20 14:55	10061-01-5	
trans-1,3-Dichloropropene	**<4.4**	ug/L	14.6	4.4	1		03/11/20 14:55	10061-02-6	
Diisopropyl ether	**<1.9**	ug/L	6.3	1.9	1		03/11/20 14:55	108-20-3	
Ethylbenzene	**<0.32**	ug/L	1.1	0.32	1		03/11/20 14:55	100-41-4	
Hexachloro-1,3-butadiene	**<1.5**	ug/L	4.9	1.5	1		03/11/20 14:55	87-68-3	
Isopropylbenzene (Cumene)	**<1.7**	ug/L	5.6	1.7	1		03/11/20 14:55	98-82-8	
p-Isopropyltoluene	**<0.80**	ug/L	2.7	0.80	1		03/11/20 14:55	99-87-6	
Methylene Chloride	**<0.58**	ug/L	5.0	0.58	1		03/11/20 14:55	75-09-2	
Methyl-tert-butyl ether	**<1.2**	ug/L	4.2	1.2	1		03/11/20 14:55	1634-04-4	
Naphthalene	**<1.2**	ug/L	5.0	1.2	1		03/11/20 14:55	91-20-3	
n-Propylbenzene	**<0.81**	ug/L	5.0	0.81	1		03/11/20 14:55	103-65-1	
Styrene	**<3.0**	ug/L	10.0	3.0	1		03/11/20 14:55	100-42-5	
1,1,1,2-Tetrachloroethane	**<0.27**	ug/L	1.0	0.27	1		03/11/20 14:55	630-20-6	

REPORT OF LABORATORY ANALYSIS

This report shall not be reproduced, except in full,
without the written consent of Pace Analytical Services, LLC.

Pace Analytical Services, LLC
1241 Bellevue Street - Suite 9
Green Bay, WI 54302
(920)469-2436

ANALYTICAL RESULTS

Project: 60617051 SHOE FACTORY SITE
Pace Project No.: 40204467

Sample: SP-116 **Lab ID: 40204467036** Collected: 03/06/20 09:20 Received: 03/10/20 09:15 Matrix: Water

Parameters	Results	Units	LOQ	LOD	DF	Prepared	Analyzed	CAS No.	Qual
8260 MSV	Analytical Method: EPA 8260								
1,1,2,2-Tetrachloroethane	**<0.28**	ug/L	1.0	0.28	1		03/11/20 14:55	79-34-5	
Tetrachloroethene	**<0.33**	ug/L	1.1	0.33	1		03/11/20 14:55	127-18-4	
Toluene	**<0.27**	ug/L	0.90	0.27	1		03/11/20 14:55	108-88-3	
1,2,3-Trichlorobenzene	**<2.2**	ug/L	7.4	2.2	1		03/11/20 14:55	87-61-6	
1,2,4-Trichlorobenzene	**<0.95**	ug/L	5.0	0.95	1		03/11/20 14:55	120-82-1	
1,1,1-Trichloroethane	**<0.24**	ug/L	1.0	0.24	1		03/11/20 14:55	71-55-6	
1,1,2-Trichloroethane	**<0.55**	ug/L	5.0	0.55	1		03/11/20 14:55	79-00-5	
Trichloroethene	**<0.26**	ug/L	1.0	0.26	1		03/11/20 14:55	79-01-6	
Trichlorofluoromethane	**<0.21**	ug/L	1.0	0.21	1		03/11/20 14:55	75-69-4	
1,2,3-Trichloropropane	**<0.59**	ug/L	5.0	0.59	1		03/11/20 14:55	96-18-4	
1,2,4-Trimethylbenzene	**<0.84**	ug/L	2.8	0.84	1		03/11/20 14:55	95-63-6	
1,3,5-Trimethylbenzene	**<0.87**	ug/L	2.9	0.87	1		03/11/20 14:55	108-67-8	
Vinyl chloride	**<0.17**	ug/L	1.0	0.17	1		03/11/20 14:55	75-01-4	
Xylene (Total)	**<1.5**	ug/L	3.0	1.5	1		03/11/20 14:55	1330-20-7	
m&p-Xylene	**<0.47**	ug/L	2.0	0.47	1		03/11/20 14:55	179601-23-1	
o-Xylene	**<0.26**	ug/L	1.0	0.26	1		03/11/20 14:55	95-47-6	
Surrogates									
4-Bromofluorobenzene (S)	94	%	70-130		1		03/11/20 14:55	460-00-4	
Dibromofluoromethane (S)	108	%	70-130		1		03/11/20 14:55	1868-53-7	
Toluene-d8 (S)	103	%	70-130		1		03/11/20 14:55	2037-26-5	

REPORT OF LABORATORY ANALYSIS

This report shall not be reproduced, except in full,
without the written consent of Pace Analytical Services, LLC.

Pace Analytical Services, LLC
1241 Bellevue Street - Suite 9
Green Bay, WI 54302
(920)469-2436

ANALYTICAL RESULTS

Project: 60617051 SHOE FACTORY SITE
Pace Project No.: 40204467

Sample: SP-111 **Lab ID: 40204467037** Collected: 03/06/20 10:15 Received: 03/10/20 09:15 Matrix: Water

Parameters	Results	Units	LOQ	LOD	DF	Prepared	Analyzed	CAS No.	Qual
8260 MSV	Analytical Method: EPA 8260								
Benzene	**<0.25**	ug/L	1.0	0.25	1		03/11/20 15:18	71-43-2	
Bromobenzene	**<0.24**	ug/L	1.0	0.24	1		03/11/20 15:18	108-86-1	
Bromochloromethane	**<0.36**	ug/L	5.0	0.36	1		03/11/20 15:18	74-97-5	
Bromodichloromethane	**<0.36**	ug/L	1.2	0.36	1		03/11/20 15:18	75-27-4	
Bromoform	**<4.0**	ug/L	13.2	4.0	1		03/11/20 15:18	75-25-2	
Bromomethane	**<0.97**	ug/L	5.0	0.97	1		03/11/20 15:18	74-83-9	
n-Butylbenzene	**<0.71**	ug/L	2.4	0.71	1		03/11/20 15:18	104-51-8	
sec-Butylbenzene	**<0.85**	ug/L	5.0	0.85	1		03/11/20 15:18	135-98-8	
tert-Butylbenzene	**<0.30**	ug/L	1.0	0.30	1		03/11/20 15:18	98-06-6	
Carbon tetrachloride	**<1.6**	ug/L	5.5	1.6	1		03/11/20 15:18	56-23-5	
Chlorobenzene	**<0.71**	ug/L	2.4	0.71	1		03/11/20 15:18	108-90-7	
Chloroethane	**<1.3**	ug/L	5.0	1.3	1		03/11/20 15:18	75-00-3	
Chloroform	**<1.3**	ug/L	5.0	1.3	1		03/11/20 15:18	67-66-3	
Chloromethane	**<2.2**	ug/L	7.3	2.2	1		03/11/20 15:18	74-87-3	
2-Chlorotoluene	**<0.93**	ug/L	5.0	0.93	1		03/11/20 15:18	95-49-8	
4-Chlorotoluene	**<0.76**	ug/L	2.5	0.76	1		03/11/20 15:18	106-43-4	
1,2-Dibromo-3-chloropropane	**<1.8**	ug/L	5.9	1.8	1		03/11/20 15:18	96-12-8	
Dibromochloromethane	**<2.6**	ug/L	8.7	2.6	1		03/11/20 15:18	124-48-1	
1,2-Dibromoethane (EDB)	**<0.83**	ug/L	2.8	0.83	1		03/11/20 15:18	106-93-4	
Dibromomethane	**<0.94**	ug/L	3.1	0.94	1		03/11/20 15:18	74-95-3	
1,2-Dichlorobenzene	**<0.71**	ug/L	2.4	0.71	1		03/11/20 15:18	95-50-1	
1,3-Dichlorobenzene	**<0.63**	ug/L	2.1	0.63	1		03/11/20 15:18	541-73-1	
1,4-Dichlorobenzene	**<0.94**	ug/L	3.1	0.94	1		03/11/20 15:18	106-46-7	
Dichlorodifluoromethane	**<0.50**	ug/L	5.0	0.50	1		03/11/20 15:18	75-71-8	
1,1-Dichloroethane	**<0.27**	ug/L	1.0	0.27	1		03/11/20 15:18	75-34-3	
1,2-Dichloroethane	**<0.28**	ug/L	1.0	0.28	1		03/11/20 15:18	107-06-2	
1,1-Dichloroethene	**<0.24**	ug/L	1.0	0.24	1		03/11/20 15:18	75-35-4	
cis-1,2-Dichloroethene	**<0.27**	ug/L	1.0	0.27	1		03/11/20 15:18	156-59-2	
trans-1,2-Dichloroethene	**<1.1**	ug/L	3.6	1.1	1		03/11/20 15:18	156-60-5	
1,2-Dichloropropane	**<0.28**	ug/L	1.0	0.28	1		03/11/20 15:18	78-87-5	
1,3-Dichloropropane	**<0.83**	ug/L	2.8	0.83	1		03/11/20 15:18	142-28-9	
2,2-Dichloropropane	**<2.3**	ug/L	7.6	2.3	1		03/11/20 15:18	594-20-7	
1,1-Dichloropropene	**<0.54**	ug/L	1.8	0.54	1		03/11/20 15:18	563-58-6	
cis-1,3-Dichloropropene	**<3.6**	ug/L	12.1	3.6	1		03/11/20 15:18	10061-01-5	
trans-1,3-Dichloropropene	**<4.4**	ug/L	14.6	4.4	1		03/11/20 15:18	10061-02-6	
Diisopropyl ether	**<1.9**	ug/L	6.3	1.9	1		03/11/20 15:18	108-20-3	
Ethylbenzene	**<0.32**	ug/L	1.1	0.32	1		03/11/20 15:18	100-41-4	
Hexachloro-1,3-butadiene	**<1.5**	ug/L	4.9	1.5	1		03/11/20 15:18	87-68-3	
Isopropylbenzene (Cumene)	**<1.7**	ug/L	5.6	1.7	1		03/11/20 15:18	98-82-8	
p-Isopropyltoluene	**<0.80**	ug/L	2.7	0.80	1		03/11/20 15:18	99-87-6	
Methylene Chloride	**<0.58**	ug/L	5.0	0.58	1		03/11/20 15:18	75-09-2	
Methyl-tert-butyl ether	**<1.2**	ug/L	4.2	1.2	1		03/11/20 15:18	1634-04-4	
Naphthalene	**<1.2**	ug/L	5.0	1.2	1		03/11/20 15:18	91-20-3	
n-Propylbenzene	**<0.81**	ug/L	5.0	0.81	1		03/11/20 15:18	103-65-1	
Styrene	**<3.0**	ug/L	10.0	3.0	1		03/11/20 15:18	100-42-5	
1,1,1,2-Tetrachloroethane	**<0.27**	ug/L	1.0	0.27	1		03/11/20 15:18	630-20-6	

REPORT OF LABORATORY ANALYSIS

This report shall not be reproduced, except in full,
without the written consent of Pace Analytical Services, LLC.

Pace Analytical Services, LLC
1241 Bellevue Street - Suite 9
Green Bay, WI 54302
(920)469-2436

ANALYTICAL RESULTS

Project: 60617051 SHOE FACTORY SITE
Pace Project No.: 40204467

Sample: SP-111 **Lab ID: 40204467037** Collected: 03/06/20 10:15 Received: 03/10/20 09:15 Matrix: Water

Parameters	Results	Units	LOQ	LOD	DF	Prepared	Analyzed	CAS No.	Qual
8260 MSV	Analytical Method: EPA 8260								
1,1,2,2-Tetrachloroethane	**<0.28**	ug/L	1.0	0.28	1		03/11/20 15:18	79-34-5	
Tetrachloroethene	**<0.33**	ug/L	1.1	0.33	1		03/11/20 15:18	127-18-4	
Toluene	**<0.27**	ug/L	0.90	0.27	1		03/11/20 15:18	108-88-3	
1,2,3-Trichlorobenzene	**<2.2**	ug/L	7.4	2.2	1		03/11/20 15:18	87-61-6	
1,2,4-Trichlorobenzene	**<0.95**	ug/L	5.0	0.95	1		03/11/20 15:18	120-82-1	
1,1,1-Trichloroethane	**<0.24**	ug/L	1.0	0.24	1		03/11/20 15:18	71-55-6	
1,1,2-Trichloroethane	**<0.55**	ug/L	5.0	0.55	1		03/11/20 15:18	79-00-5	
Trichloroethene	**<0.26**	ug/L	1.0	0.26	1		03/11/20 15:18	79-01-6	
Trichlorofluoromethane	**<0.21**	ug/L	1.0	0.21	1		03/11/20 15:18	75-69-4	
1,2,3-Trichloropropane	**<0.59**	ug/L	5.0	0.59	1		03/11/20 15:18	96-18-4	
1,2,4-Trimethylbenzene	**<0.84**	ug/L	2.8	0.84	1		03/11/20 15:18	95-63-6	
1,3,5-Trimethylbenzene	**<0.87**	ug/L	2.9	0.87	1		03/11/20 15:18	108-67-8	
Vinyl chloride	**<0.17**	ug/L	1.0	0.17	1		03/11/20 15:18	75-01-4	
Xylene (Total)	**<1.5**	ug/L	3.0	1.5	1		03/11/20 15:18	1330-20-7	
m&p-Xylene	**<0.47**	ug/L	2.0	0.47	1		03/11/20 15:18	179601-23-1	
o-Xylene	**<0.26**	ug/L	1.0	0.26	1		03/11/20 15:18	95-47-6	
Surrogates									
4-Bromofluorobenzene (S)	94	%	70-130		1		03/11/20 15:18	460-00-4	
Dibromofluoromethane (S)	107	%	70-130		1		03/11/20 15:18	1868-53-7	
Toluene-d8 (S)	103	%	70-130		1		03/11/20 15:18	2037-26-5	

REPORT OF LABORATORY ANALYSIS

This report shall not be reproduced, except in full,
without the written consent of Pace Analytical Services, LLC.

Pace Analytical Services, LLC
1241 Bellevue Street - Suite 9
Green Bay, WI 54302
(920)469-2436

ANALYTICAL RESULTS

Project: 60617051 SHOE FACTORY SITE
Pace Project No.: 40204467

Sample: SP-109 **Lab ID: 40204467038** Collected: 03/06/20 11:25 Received: 03/10/20 09:15 Matrix: Water

Parameters	Results	Units	LOQ	LOD	DF	Prepared	Analyzed	CAS No.	Qual
8260 MSV	Analytical Method: EPA 8260								
Benzene	**<0.25**	ug/L	1.0	0.25	1		03/11/20 15:40	71-43-2	
Bromobenzene	**<0.24**	ug/L	1.0	0.24	1		03/11/20 15:40	108-86-1	
Bromochloromethane	**<0.36**	ug/L	5.0	0.36	1		03/11/20 15:40	74-97-5	
Bromodichloromethane	**<0.36**	ug/L	1.2	0.36	1		03/11/20 15:40	75-27-4	
Bromoform	**<4.0**	ug/L	13.2	4.0	1		03/11/20 15:40	75-25-2	
Bromomethane	**<0.97**	ug/L	5.0	0.97	1		03/11/20 15:40	74-83-9	
n-Butylbenzene	**<0.71**	ug/L	2.4	0.71	1		03/11/20 15:40	104-51-8	
sec-Butylbenzene	**<0.85**	ug/L	5.0	0.85	1		03/11/20 15:40	135-98-8	
tert-Butylbenzene	**<0.30**	ug/L	1.0	0.30	1		03/11/20 15:40	98-06-6	
Carbon tetrachloride	**<1.6**	ug/L	5.5	1.6	1		03/11/20 15:40	56-23-5	
Chlorobenzene	**<0.71**	ug/L	2.4	0.71	1		03/11/20 15:40	108-90-7	
Chloroethane	**<1.3**	ug/L	5.0	1.3	1		03/11/20 15:40	75-00-3	
Chloroform	**<1.3**	ug/L	5.0	1.3	1		03/11/20 15:40	67-66-3	
Chloromethane	**<2.2**	ug/L	7.3	2.2	1		03/11/20 15:40	74-87-3	
2-Chlorotoluene	**<0.93**	ug/L	5.0	0.93	1		03/11/20 15:40	95-49-8	
4-Chlorotoluene	**<0.76**	ug/L	2.5	0.76	1		03/11/20 15:40	106-43-4	
1,2-Dibromo-3-chloropropane	**<1.8**	ug/L	5.9	1.8	1		03/11/20 15:40	96-12-8	
Dibromochloromethane	**<2.6**	ug/L	8.7	2.6	1		03/11/20 15:40	124-48-1	
1,2-Dibromoethane (EDB)	**<0.83**	ug/L	2.8	0.83	1		03/11/20 15:40	106-93-4	
Dibromomethane	**<0.94**	ug/L	3.1	0.94	1		03/11/20 15:40	74-95-3	
1,2-Dichlorobenzene	**<0.71**	ug/L	2.4	0.71	1		03/11/20 15:40	95-50-1	
1,3-Dichlorobenzene	**<0.63**	ug/L	2.1	0.63	1		03/11/20 15:40	541-73-1	
1,4-Dichlorobenzene	**<0.94**	ug/L	3.1	0.94	1		03/11/20 15:40	106-46-7	
Dichlorodifluoromethane	**<0.50**	ug/L	5.0	0.50	1		03/11/20 15:40	75-71-8	
1,1-Dichloroethane	**<0.27**	ug/L	1.0	0.27	1		03/11/20 15:40	75-34-3	
1,2-Dichloroethane	**<0.28**	ug/L	1.0	0.28	1		03/11/20 15:40	107-06-2	
1,1-Dichloroethene	**<0.24**	ug/L	1.0	0.24	1		03/11/20 15:40	75-35-4	
cis-1,2-Dichloroethene	**<0.27**	ug/L	1.0	0.27	1		03/11/20 15:40	156-59-2	
trans-1,2-Dichloroethene	**<1.1**	ug/L	3.6	1.1	1		03/11/20 15:40	156-60-5	
1,2-Dichloropropane	**<0.28**	ug/L	1.0	0.28	1		03/11/20 15:40	78-87-5	
1,3-Dichloropropane	**<0.83**	ug/L	2.8	0.83	1		03/11/20 15:40	142-28-9	
2,2-Dichloropropane	**<2.3**	ug/L	7.6	2.3	1		03/11/20 15:40	594-20-7	
1,1-Dichloropropene	**<0.54**	ug/L	1.8	0.54	1		03/11/20 15:40	563-58-6	
cis-1,3-Dichloropropene	**<3.6**	ug/L	12.1	3.6	1		03/11/20 15:40	10061-01-5	
trans-1,3-Dichloropropene	**<4.4**	ug/L	14.6	4.4	1		03/11/20 15:40	10061-02-6	
Diisopropyl ether	**<1.9**	ug/L	6.3	1.9	1		03/11/20 15:40	108-20-3	
Ethylbenzene	**<0.32**	ug/L	1.1	0.32	1		03/11/20 15:40	100-41-4	
Hexachloro-1,3-butadiene	**<1.5**	ug/L	4.9	1.5	1		03/11/20 15:40	87-68-3	
Isopropylbenzene (Cumene)	**<1.7**	ug/L	5.6	1.7	1		03/11/20 15:40	98-82-8	
p-Isopropyltoluene	**<0.80**	ug/L	2.7	0.80	1		03/11/20 15:40	99-87-6	
Methylene Chloride	**<0.58**	ug/L	5.0	0.58	1		03/11/20 15:40	75-09-2	
Methyl-tert-butyl ether	**<1.2**	ug/L	4.2	1.2	1		03/11/20 15:40	1634-04-4	
Naphthalene	**<1.2**	ug/L	5.0	1.2	1		03/11/20 15:40	91-20-3	
n-Propylbenzene	**<0.81**	ug/L	5.0	0.81	1		03/11/20 15:40	103-65-1	
Styrene	**<3.0**	ug/L	10.0	3.0	1		03/11/20 15:40	100-42-5	
1,1,1,2-Tetrachloroethane	**<0.27**	ug/L	1.0	0.27	1		03/11/20 15:40	630-20-6	

REPORT OF LABORATORY ANALYSIS

This report shall not be reproduced, except in full,
without the written consent of Pace Analytical Services, LLC.

Pace Analytical Services, LLC
1241 Bellevue Street - Suite 9
Green Bay, WI 54302
(920)469-2436

ANALYTICAL RESULTS

Project: 60617051 SHOE FACTORY SITE
Pace Project No.: 40204467

Sample: SP-109 **Lab ID: 40204467038** Collected: 03/06/20 11:25 Received: 03/10/20 09:15 Matrix: Water

Parameters	Results	Units	LOQ	LOD	DF	Prepared	Analyzed	CAS No.	Qual
8260 MSV	Analytical Method: EPA 8260								
1,1,2,2-Tetrachloroethane	**<0.28**	ug/L	1.0	0.28	1		03/11/20 15:40	79-34-5	
Tetrachloroethene	**<0.33**	ug/L	1.1	0.33	1		03/11/20 15:40	127-18-4	
Toluene	**<0.27**	ug/L	0.90	0.27	1		03/11/20 15:40	108-88-3	
1,2,3-Trichlorobenzene	**<2.2**	ug/L	7.4	2.2	1		03/11/20 15:40	87-61-6	
1,2,4-Trichlorobenzene	**<0.95**	ug/L	5.0	0.95	1		03/11/20 15:40	120-82-1	
1,1,1-Trichloroethane	**<0.24**	ug/L	1.0	0.24	1		03/11/20 15:40	71-55-6	
1,1,2-Trichloroethane	**<0.55**	ug/L	5.0	0.55	1		03/11/20 15:40	79-00-5	
Trichloroethene	**<0.26**	ug/L	1.0	0.26	1		03/11/20 15:40	79-01-6	
Trichlorofluoromethane	**<0.21**	ug/L	1.0	0.21	1		03/11/20 15:40	75-69-4	
1,2,3-Trichloropropane	**<0.59**	ug/L	5.0	0.59	1		03/11/20 15:40	96-18-4	
1,2,4-Trimethylbenzene	**<0.84**	ug/L	2.8	0.84	1		03/11/20 15:40	95-63-6	
1,3,5-Trimethylbenzene	**<0.87**	ug/L	2.9	0.87	1		03/11/20 15:40	108-67-8	
Vinyl chloride	**<0.17**	ug/L	1.0	0.17	1		03/11/20 15:40	75-01-4	
Xylene (Total)	**<1.5**	ug/L	3.0	1.5	1		03/11/20 15:40	1330-20-7	
m&p-Xylene	**<0.47**	ug/L	2.0	0.47	1		03/11/20 15:40	179601-23-1	
o-Xylene	**<0.26**	ug/L	1.0	0.26	1		03/11/20 15:40	95-47-6	
Surrogates									
4-Bromofluorobenzene (S)	94	%	70-130		1		03/11/20 15:40	460-00-4	
Dibromofluoromethane (S)	109	%	70-130		1		03/11/20 15:40	1868-53-7	
Toluene-d8 (S)	102	%	70-130		1		03/11/20 15:40	2037-26-5	

REPORT OF LABORATORY ANALYSIS

This report shall not be reproduced, except in full,
without the written consent of Pace Analytical Services, LLC.

Pace Analytical Services, LLC
1241 Bellevue Street - Suite 9
Green Bay, WI 54302
(920)469-2436

ANALYTICAL RESULTS

Project: 60617051 SHOE FACTORY SITE
Pace Project No.: 40204467

Sample: SP-114 **Lab ID: 40204467039** Collected: 03/06/20 12:45 Received: 03/10/20 09:15 Matrix: Water

Parameters	Results	Units	LOQ	LOD	DF	Prepared	Analyzed	CAS No.	Qual
8260 MSV	Analytical Method: EPA 8260								
Benzene	**<0.25**	ug/L	1.0	0.25	1		03/11/20 16:03	71-43-2	
Bromobenzene	**<0.24**	ug/L	1.0	0.24	1		03/11/20 16:03	108-86-1	
Bromochloromethane	**<0.36**	ug/L	5.0	0.36	1		03/11/20 16:03	74-97-5	
Bromodichloromethane	**<0.36**	ug/L	1.2	0.36	1		03/11/20 16:03	75-27-4	
Bromoform	**<4.0**	ug/L	13.2	4.0	1		03/11/20 16:03	75-25-2	
Bromomethane	**<0.97**	ug/L	5.0	0.97	1		03/11/20 16:03	74-83-9	
n-Butylbenzene	**<0.71**	ug/L	2.4	0.71	1		03/11/20 16:03	104-51-8	
sec-Butylbenzene	**<0.85**	ug/L	5.0	0.85	1		03/11/20 16:03	135-98-8	
tert-Butylbenzene	**<0.30**	ug/L	1.0	0.30	1		03/11/20 16:03	98-06-6	
Carbon tetrachloride	**<1.6**	ug/L	5.5	1.6	1		03/11/20 16:03	56-23-5	
Chlorobenzene	**<0.71**	ug/L	2.4	0.71	1		03/11/20 16:03	108-90-7	
Chloroethane	**<1.3**	ug/L	5.0	1.3	1		03/11/20 16:03	75-00-3	
Chloroform	**<1.3**	ug/L	5.0	1.3	1		03/11/20 16:03	67-66-3	
Chloromethane	**<2.2**	ug/L	7.3	2.2	1		03/11/20 16:03	74-87-3	
2-Chlorotoluene	**<0.93**	ug/L	5.0	0.93	1		03/11/20 16:03	95-49-8	
4-Chlorotoluene	**<0.76**	ug/L	2.5	0.76	1		03/11/20 16:03	106-43-4	
1,2-Dibromo-3-chloropropane	**<1.8**	ug/L	5.9	1.8	1		03/11/20 16:03	96-12-8	
Dibromochloromethane	**<2.6**	ug/L	8.7	2.6	1		03/11/20 16:03	124-48-1	
1,2-Dibromoethane (EDB)	**<0.83**	ug/L	2.8	0.83	1		03/11/20 16:03	106-93-4	
Dibromomethane	**<0.94**	ug/L	3.1	0.94	1		03/11/20 16:03	74-95-3	
1,2-Dichlorobenzene	**<0.71**	ug/L	2.4	0.71	1		03/11/20 16:03	95-50-1	
1,3-Dichlorobenzene	**<0.63**	ug/L	2.1	0.63	1		03/11/20 16:03	541-73-1	
1,4-Dichlorobenzene	**<0.94**	ug/L	3.1	0.94	1		03/11/20 16:03	106-46-7	
Dichlorodifluoromethane	**<0.50**	ug/L	5.0	0.50	1		03/11/20 16:03	75-71-8	
1,1-Dichloroethane	**<0.27**	ug/L	1.0	0.27	1		03/11/20 16:03	75-34-3	
1,2-Dichloroethane	**<0.28**	ug/L	1.0	0.28	1		03/11/20 16:03	107-06-2	
1,1-Dichloroethene	**<0.24**	ug/L	1.0	0.24	1		03/11/20 16:03	75-35-4	
cis-1,2-Dichloroethene	**<0.27**	ug/L	1.0	0.27	1		03/11/20 16:03	156-59-2	
trans-1,2-Dichloroethene	**<1.1**	ug/L	3.6	1.1	1		03/11/20 16:03	156-60-5	
1,2-Dichloropropane	**<0.28**	ug/L	1.0	0.28	1		03/11/20 16:03	78-87-5	
1,3-Dichloropropane	**<0.83**	ug/L	2.8	0.83	1		03/11/20 16:03	142-28-9	
2,2-Dichloropropane	**<2.3**	ug/L	7.6	2.3	1		03/11/20 16:03	594-20-7	
1,1-Dichloropropene	**<0.54**	ug/L	1.8	0.54	1		03/11/20 16:03	563-58-6	
cis-1,3-Dichloropropene	**<3.6**	ug/L	12.1	3.6	1		03/11/20 16:03	10061-01-5	
trans-1,3-Dichloropropene	**<4.4**	ug/L	14.6	4.4	1		03/11/20 16:03	10061-02-6	
Diisopropyl ether	**<1.9**	ug/L	6.3	1.9	1		03/11/20 16:03	108-20-3	
Ethylbenzene	**<0.32**	ug/L	1.1	0.32	1		03/11/20 16:03	100-41-4	
Hexachloro-1,3-butadiene	**<1.5**	ug/L	4.9	1.5	1		03/11/20 16:03	87-68-3	
Isopropylbenzene (Cumene)	**<1.7**	ug/L	5.6	1.7	1		03/11/20 16:03	98-82-8	
p-Isopropyltoluene	**<0.80**	ug/L	2.7	0.80	1		03/11/20 16:03	99-87-6	
Methylene Chloride	**<0.58**	ug/L	5.0	0.58	1		03/11/20 16:03	75-09-2	
Methyl-tert-butyl ether	**<1.2**	ug/L	4.2	1.2	1		03/11/20 16:03	1634-04-4	
Naphthalene	**<1.2**	ug/L	5.0	1.2	1		03/11/20 16:03	91-20-3	
n-Propylbenzene	**<0.81**	ug/L	5.0	0.81	1		03/11/20 16:03	103-65-1	
Styrene	**<3.0**	ug/L	10.0	3.0	1		03/11/20 16:03	100-42-5	
1,1,1,2-Tetrachloroethane	**<0.27**	ug/L	1.0	0.27	1		03/11/20 16:03	630-20-6	

REPORT OF LABORATORY ANALYSIS

This report shall not be reproduced, except in full,
without the written consent of Pace Analytical Services, LLC.

Pace Analytical Services, LLC
1241 Bellevue Street - Suite 9
Green Bay, WI 54302
(920)469-2436

ANALYTICAL RESULTS

Project: 60617051 SHOE FACTORY SITE
Pace Project No.: 40204467

Sample: SP-114 **Lab ID: 40204467039** Collected: 03/06/20 12:45 Received: 03/10/20 09:15 Matrix: Water

Parameters	Results	Units	LOQ	LOD	DF	Prepared	Analyzed	CAS No.	Qual
8260 MSV	Analytical Method: EPA 8260								
1,1,2,2-Tetrachloroethane	**<0.28**	ug/L	1.0	0.28	1		03/11/20 16:03	79-34-5	
Tetrachloroethene	**<0.33**	ug/L	1.1	0.33	1		03/11/20 16:03	127-18-4	
Toluene	**<0.27**	ug/L	0.90	0.27	1		03/11/20 16:03	108-88-3	
1,2,3-Trichlorobenzene	**<2.2**	ug/L	7.4	2.2	1		03/11/20 16:03	87-61-6	
1,2,4-Trichlorobenzene	**<0.95**	ug/L	5.0	0.95	1		03/11/20 16:03	120-82-1	
1,1,1-Trichloroethane	**<0.24**	ug/L	1.0	0.24	1		03/11/20 16:03	71-55-6	
1,1,2-Trichloroethane	**<0.55**	ug/L	5.0	0.55	1		03/11/20 16:03	79-00-5	
Trichloroethene	**<0.26**	ug/L	1.0	0.26	1		03/11/20 16:03	79-01-6	
Trichlorofluoromethane	**<0.21**	ug/L	1.0	0.21	1		03/11/20 16:03	75-69-4	
1,2,3-Trichloropropane	**<0.59**	ug/L	5.0	0.59	1		03/11/20 16:03	96-18-4	
1,2,4-Trimethylbenzene	**<0.84**	ug/L	2.8	0.84	1		03/11/20 16:03	95-63-6	
1,3,5-Trimethylbenzene	**<0.87**	ug/L	2.9	0.87	1		03/11/20 16:03	108-67-8	
Vinyl chloride	**<0.17**	ug/L	1.0	0.17	1		03/11/20 16:03	75-01-4	
Xylene (Total)	**<1.5**	ug/L	3.0	1.5	1		03/11/20 16:03	1330-20-7	
m&p-Xylene	**<0.47**	ug/L	2.0	0.47	1		03/11/20 16:03	179601-23-1	
o-Xylene	**<0.26**	ug/L	1.0	0.26	1		03/11/20 16:03	95-47-6	
Surrogates									
4-Bromofluorobenzene (S)	93	%	70-130		1		03/11/20 16:03	460-00-4	
Dibromofluoromethane (S)	109	%	70-130		1		03/11/20 16:03	1868-53-7	
Toluene-d8 (S)	103	%	70-130		1		03/11/20 16:03	2037-26-5	

REPORT OF LABORATORY ANALYSIS

This report shall not be reproduced, except in full,
without the written consent of Pace Analytical Services, LLC.

Pace Analytical Services, LLC
1241 Bellevue Street - Suite 9
Green Bay, WI 54302
(920)469-2436

ANALYTICAL RESULTS

Project: 60617051 SHOE FACTORY SITE
Pace Project No.: 40204467

Sample: SP-113 **Lab ID: 40204467040** Collected: 03/06/20 13:40 Received: 03/10/20 09:15 Matrix: Water

Parameters	Results	Units	LOQ	LOD	DF	Prepared	Analyzed	CAS No.	Qual
8260 MSV	Analytical Method: EPA 8260								
Benzene	**<0.25**	ug/L	1.0	0.25	1		03/11/20 16:25	71-43-2	
Bromobenzene	**<0.24**	ug/L	1.0	0.24	1		03/11/20 16:25	108-86-1	
Bromochloromethane	**<0.36**	ug/L	5.0	0.36	1		03/11/20 16:25	74-97-5	
Bromodichloromethane	**<0.36**	ug/L	1.2	0.36	1		03/11/20 16:25	75-27-4	
Bromoform	**<4.0**	ug/L	13.2	4.0	1		03/11/20 16:25	75-25-2	
Bromomethane	**<0.97**	ug/L	5.0	0.97	1		03/11/20 16:25	74-83-9	
n-Butylbenzene	**<0.71**	ug/L	2.4	0.71	1		03/11/20 16:25	104-51-8	
sec-Butylbenzene	**<0.85**	ug/L	5.0	0.85	1		03/11/20 16:25	135-98-8	
tert-Butylbenzene	**<0.30**	ug/L	1.0	0.30	1		03/11/20 16:25	98-06-6	
Carbon tetrachloride	**<1.6**	ug/L	5.5	1.6	1		03/11/20 16:25	56-23-5	
Chlorobenzene	**<0.71**	ug/L	2.4	0.71	1		03/11/20 16:25	108-90-7	
Chloroethane	**<1.3**	ug/L	5.0	1.3	1		03/11/20 16:25	75-00-3	
Chloroform	**<1.3**	ug/L	5.0	1.3	1		03/11/20 16:25	67-66-3	
Chloromethane	**<2.2**	ug/L	7.3	2.2	1		03/11/20 16:25	74-87-3	
2-Chlorotoluene	**<0.93**	ug/L	5.0	0.93	1		03/11/20 16:25	95-49-8	
4-Chlorotoluene	**<0.76**	ug/L	2.5	0.76	1		03/11/20 16:25	106-43-4	
1,2-Dibromo-3-chloropropane	**<1.8**	ug/L	5.9	1.8	1		03/11/20 16:25	96-12-8	
Dibromochloromethane	**<2.6**	ug/L	8.7	2.6	1		03/11/20 16:25	124-48-1	
1,2-Dibromoethane (EDB)	**<0.83**	ug/L	2.8	0.83	1		03/11/20 16:25	106-93-4	
Dibromomethane	**<0.94**	ug/L	3.1	0.94	1		03/11/20 16:25	74-95-3	
1,2-Dichlorobenzene	**<0.71**	ug/L	2.4	0.71	1		03/11/20 16:25	95-50-1	
1,3-Dichlorobenzene	**<0.63**	ug/L	2.1	0.63	1		03/11/20 16:25	541-73-1	
1,4-Dichlorobenzene	**<0.94**	ug/L	3.1	0.94	1		03/11/20 16:25	106-46-7	
Dichlorodifluoromethane	**<0.50**	ug/L	5.0	0.50	1		03/11/20 16:25	75-71-8	
1,1-Dichloroethane	**<0.27**	ug/L	1.0	0.27	1		03/11/20 16:25	75-34-3	
1,2-Dichloroethane	**<0.28**	ug/L	1.0	0.28	1		03/11/20 16:25	107-06-2	
1,1-Dichloroethene	**<0.24**	ug/L	1.0	0.24	1		03/11/20 16:25	75-35-4	
cis-1,2-Dichloroethene	**<0.27**	ug/L	1.0	0.27	1		03/11/20 16:25	156-59-2	
trans-1,2-Dichloroethene	**<1.1**	ug/L	3.6	1.1	1		03/11/20 16:25	156-60-5	
1,2-Dichloropropane	**<0.28**	ug/L	1.0	0.28	1		03/11/20 16:25	78-87-5	
1,3-Dichloropropane	**<0.83**	ug/L	2.8	0.83	1		03/11/20 16:25	142-28-9	
2,2-Dichloropropane	**<2.3**	ug/L	7.6	2.3	1		03/11/20 16:25	594-20-7	
1,1-Dichloropropene	**<0.54**	ug/L	1.8	0.54	1		03/11/20 16:25	563-58-6	
cis-1,3-Dichloropropene	**<3.6**	ug/L	12.1	3.6	1		03/11/20 16:25	10061-01-5	
trans-1,3-Dichloropropene	**<4.4**	ug/L	14.6	4.4	1		03/11/20 16:25	10061-02-6	
Diisopropyl ether	**<1.9**	ug/L	6.3	1.9	1		03/11/20 16:25	108-20-3	
Ethylbenzene	**<0.32**	ug/L	1.1	0.32	1		03/11/20 16:25	100-41-4	
Hexachloro-1,3-butadiene	**<1.5**	ug/L	4.9	1.5	1		03/11/20 16:25	87-68-3	
Isopropylbenzene (Cumene)	**<1.7**	ug/L	5.6	1.7	1		03/11/20 16:25	98-82-8	
p-Isopropyltoluene	**<0.80**	ug/L	2.7	0.80	1		03/11/20 16:25	99-87-6	
Methylene Chloride	**<0.58**	ug/L	5.0	0.58	1		03/11/20 16:25	75-09-2	
Methyl-tert-butyl ether	**<1.2**	ug/L	4.2	1.2	1		03/11/20 16:25	1634-04-4	
Naphthalene	**<1.2**	ug/L	5.0	1.2	1		03/11/20 16:25	91-20-3	
n-Propylbenzene	**<0.81**	ug/L	5.0	0.81	1		03/11/20 16:25	103-65-1	
Styrene	**<3.0**	ug/L	10.0	3.0	1		03/11/20 16:25	100-42-5	
1,1,1,2-Tetrachloroethane	**<0.27**	ug/L	1.0	0.27	1		03/11/20 16:25	630-20-6	

REPORT OF LABORATORY ANALYSIS

This report shall not be reproduced, except in full,
without the written consent of Pace Analytical Services, LLC.

Pace Analytical Services, LLC
1241 Bellevue Street - Suite 9
Green Bay, WI 54302
(920)469-2436

ANALYTICAL RESULTS

Project: 60617051 SHOE FACTORY SITE
Pace Project No.: 40204467

Sample: SP-113 **Lab ID: 40204467040** Collected: 03/06/20 13:40 Received: 03/10/20 09:15 Matrix: Water

Parameters	Results	Units	LOQ	LOD	DF	Prepared	Analyzed	CAS No.	Qual
8260 MSV	Analytical Method: EPA 8260								
1,1,2,2-Tetrachloroethane	**<0.28**	ug/L	1.0	0.28	1		03/11/20 16:25	79-34-5	
Tetrachloroethene	**<0.33**	ug/L	1.1	0.33	1		03/11/20 16:25	127-18-4	
Toluene	**<0.27**	ug/L	0.90	0.27	1		03/11/20 16:25	108-88-3	
1,2,3-Trichlorobenzene	**<2.2**	ug/L	7.4	2.2	1		03/11/20 16:25	87-61-6	
1,2,4-Trichlorobenzene	**<0.95**	ug/L	5.0	0.95	1		03/11/20 16:25	120-82-1	
1,1,1-Trichloroethane	**<0.24**	ug/L	1.0	0.24	1		03/11/20 16:25	71-55-6	
1,1,2-Trichloroethane	**<0.55**	ug/L	5.0	0.55	1		03/11/20 16:25	79-00-5	
Trichloroethene	**<0.26**	ug/L	1.0	0.26	1		03/11/20 16:25	79-01-6	
Trichlorofluoromethane	**<0.21**	ug/L	1.0	0.21	1		03/11/20 16:25	75-69-4	
1,2,3-Trichloropropane	**<0.59**	ug/L	5.0	0.59	1		03/11/20 16:25	96-18-4	
1,2,4-Trimethylbenzene	**<0.84**	ug/L	2.8	0.84	1		03/11/20 16:25	95-63-6	
1,3,5-Trimethylbenzene	**<0.87**	ug/L	2.9	0.87	1		03/11/20 16:25	108-67-8	
Vinyl chloride	**<0.17**	ug/L	1.0	0.17	1		03/11/20 16:25	75-01-4	
Xylene (Total)	**<1.5**	ug/L	3.0	1.5	1		03/11/20 16:25	1330-20-7	
m&p-Xylene	**<0.47**	ug/L	2.0	0.47	1		03/11/20 16:25	179601-23-1	
o-Xylene	**<0.26**	ug/L	1.0	0.26	1		03/11/20 16:25	95-47-6	
Surrogates									
4-Bromofluorobenzene (S)	93	%	70-130		1		03/11/20 16:25	460-00-4	
Dibromofluoromethane (S)	110	%	70-130		1		03/11/20 16:25	1868-53-7	
Toluene-d8 (S)	102	%	70-130		1		03/11/20 16:25	2037-26-5	

REPORT OF LABORATORY ANALYSIS

This report shall not be reproduced, except in full,
without the written consent of Pace Analytical Services, LLC.

Pace Analytical Services, LLC
1241 Bellevue Street - Suite 9
Green Bay, WI 54302
(920)469-2436

ANALYTICAL RESULTS

Project: 60617051 SHOE FACTORY SITE
Pace Project No.: 40204467

Sample: SP-107 **Lab ID: 40204467041** Collected: 03/06/20 14:40 Received: 03/10/20 09:15 Matrix: Water

Parameters	Results	Units	LOQ	LOD	DF	Prepared	Analyzed	CAS No.	Qual
8260 MSV	Analytical Method: EPA 8260								
Benzene	**<0.25**	ug/L	1.0	0.25	1		03/11/20 16:47	71-43-2	
Bromobenzene	**<0.24**	ug/L	1.0	0.24	1		03/11/20 16:47	108-86-1	
Bromochloromethane	**<0.36**	ug/L	5.0	0.36	1		03/11/20 16:47	74-97-5	
Bromodichloromethane	**<0.36**	ug/L	1.2	0.36	1		03/11/20 16:47	75-27-4	
Bromoform	**<4.0**	ug/L	13.2	4.0	1		03/11/20 16:47	75-25-2	
Bromomethane	**<0.97**	ug/L	5.0	0.97	1		03/11/20 16:47	74-83-9	
n-Butylbenzene	**<0.71**	ug/L	2.4	0.71	1		03/11/20 16:47	104-51-8	
sec-Butylbenzene	**<0.85**	ug/L	5.0	0.85	1		03/11/20 16:47	135-98-8	
tert-Butylbenzene	**<0.30**	ug/L	1.0	0.30	1		03/11/20 16:47	98-06-6	
Carbon tetrachloride	**<1.6**	ug/L	5.5	1.6	1		03/11/20 16:47	56-23-5	
Chlorobenzene	**<0.71**	ug/L	2.4	0.71	1		03/11/20 16:47	108-90-7	
Chloroethane	**<1.3**	ug/L	5.0	1.3	1		03/11/20 16:47	75-00-3	
Chloroform	**<1.3**	ug/L	5.0	1.3	1		03/11/20 16:47	67-66-3	
Chloromethane	**<2.2**	ug/L	7.3	2.2	1		03/11/20 16:47	74-87-3	
2-Chlorotoluene	**<0.93**	ug/L	5.0	0.93	1		03/11/20 16:47	95-49-8	
4-Chlorotoluene	**<0.76**	ug/L	2.5	0.76	1		03/11/20 16:47	106-43-4	
1,2-Dibromo-3-chloropropane	**<1.8**	ug/L	5.9	1.8	1		03/11/20 16:47	96-12-8	
Dibromochloromethane	**<2.6**	ug/L	8.7	2.6	1		03/11/20 16:47	124-48-1	
1,2-Dibromoethane (EDB)	**<0.83**	ug/L	2.8	0.83	1		03/11/20 16:47	106-93-4	
Dibromomethane	**<0.94**	ug/L	3.1	0.94	1		03/11/20 16:47	74-95-3	
1,2-Dichlorobenzene	**<0.71**	ug/L	2.4	0.71	1		03/11/20 16:47	95-50-1	
1,3-Dichlorobenzene	**<0.63**	ug/L	2.1	0.63	1		03/11/20 16:47	541-73-1	
1,4-Dichlorobenzene	**<0.94**	ug/L	3.1	0.94	1		03/11/20 16:47	106-46-7	
Dichlorodifluoromethane	**<0.50**	ug/L	5.0	0.50	1		03/11/20 16:47	75-71-8	
1,1-Dichloroethane	**<0.27**	ug/L	1.0	0.27	1		03/11/20 16:47	75-34-3	
1,2-Dichloroethane	**<0.28**	ug/L	1.0	0.28	1		03/11/20 16:47	107-06-2	
1,1-Dichloroethene	**<0.24**	ug/L	1.0	0.24	1		03/11/20 16:47	75-35-4	
cis-1,2-Dichloroethene	**<0.27**	ug/L	1.0	0.27	1		03/11/20 16:47	156-59-2	
trans-1,2-Dichloroethene	**<1.1**	ug/L	3.6	1.1	1		03/11/20 16:47	156-60-5	
1,2-Dichloropropane	**<0.28**	ug/L	1.0	0.28	1		03/11/20 16:47	78-87-5	
1,3-Dichloropropane	**<0.83**	ug/L	2.8	0.83	1		03/11/20 16:47	142-28-9	
2,2-Dichloropropane	**<2.3**	ug/L	7.6	2.3	1		03/11/20 16:47	594-20-7	
1,1-Dichloropropene	**<0.54**	ug/L	1.8	0.54	1		03/11/20 16:47	563-58-6	
cis-1,3-Dichloropropene	**<3.6**	ug/L	12.1	3.6	1		03/11/20 16:47	10061-01-5	
trans-1,3-Dichloropropene	**<4.4**	ug/L	14.6	4.4	1		03/11/20 16:47	10061-02-6	
Diisopropyl ether	**<1.9**	ug/L	6.3	1.9	1		03/11/20 16:47	108-20-3	
Ethylbenzene	**<0.32**	ug/L	1.1	0.32	1		03/11/20 16:47	100-41-4	
Hexachloro-1,3-butadiene	**<1.5**	ug/L	4.9	1.5	1		03/11/20 16:47	87-68-3	
Isopropylbenzene (Cumene)	**<1.7**	ug/L	5.6	1.7	1		03/11/20 16:47	98-82-8	
p-Isopropyltoluene	**<0.80**	ug/L	2.7	0.80	1		03/11/20 16:47	99-87-6	
Methylene Chloride	**<0.58**	ug/L	5.0	0.58	1		03/11/20 16:47	75-09-2	
Methyl-tert-butyl ether	**<1.2**	ug/L	4.2	1.2	1		03/11/20 16:47	1634-04-4	
Naphthalene	**<1.2**	ug/L	5.0	1.2	1		03/11/20 16:47	91-20-3	
n-Propylbenzene	**<0.81**	ug/L	5.0	0.81	1		03/11/20 16:47	103-65-1	
Styrene	**<3.0**	ug/L	10.0	3.0	1		03/11/20 16:47	100-42-5	
1,1,1,2-Tetrachloroethane	**<0.27**	ug/L	1.0	0.27	1		03/11/20 16:47	630-20-6	

REPORT OF LABORATORY ANALYSIS

This report shall not be reproduced, except in full,
without the written consent of Pace Analytical Services, LLC.

Pace Analytical Services, LLC
1241 Bellevue Street - Suite 9
Green Bay, WI 54302
(920)469-2436

ANALYTICAL RESULTS

Project: 60617051 SHOE FACTORY SITE
Pace Project No.: 40204467

Sample: SP-107 **Lab ID: 40204467041** Collected: 03/06/20 14:40 Received: 03/10/20 09:15 Matrix: Water

Parameters	Results	Units	LOQ	LOD	DF	Prepared	Analyzed	CAS No.	Qual
8260 MSV	Analytical Method: EPA 8260								
1,1,2,2-Tetrachloroethane	**<0.28**	ug/L	1.0	0.28	1		03/11/20 16:47	79-34-5	
Tetrachloroethene	**<0.33**	ug/L	1.1	0.33	1		03/11/20 16:47	127-18-4	
Toluene	**<0.27**	ug/L	0.90	0.27	1		03/11/20 16:47	108-88-3	
1,2,3-Trichlorobenzene	**<2.2**	ug/L	7.4	2.2	1		03/11/20 16:47	87-61-6	
1,2,4-Trichlorobenzene	**<0.95**	ug/L	5.0	0.95	1		03/11/20 16:47	120-82-1	
1,1,1-Trichloroethane	**<0.24**	ug/L	1.0	0.24	1		03/11/20 16:47	71-55-6	
1,1,2-Trichloroethane	**<0.55**	ug/L	5.0	0.55	1		03/11/20 16:47	79-00-5	
Trichloroethene	**<0.26**	ug/L	1.0	0.26	1		03/11/20 16:47	79-01-6	
Trichlorofluoromethane	**<0.21**	ug/L	1.0	0.21	1		03/11/20 16:47	75-69-4	
1,2,3-Trichloropropane	**<0.59**	ug/L	5.0	0.59	1		03/11/20 16:47	96-18-4	
1,2,4-Trimethylbenzene	**<0.84**	ug/L	2.8	0.84	1		03/11/20 16:47	95-63-6	
1,3,5-Trimethylbenzene	**<0.87**	ug/L	2.9	0.87	1		03/11/20 16:47	108-67-8	
Vinyl chloride	**<0.17**	ug/L	1.0	0.17	1		03/11/20 16:47	75-01-4	
Xylene (Total)	**<1.5**	ug/L	3.0	1.5	1		03/11/20 16:47	1330-20-7	
m&p-Xylene	**<0.47**	ug/L	2.0	0.47	1		03/11/20 16:47	179601-23-1	
o-Xylene	**<0.26**	ug/L	1.0	0.26	1		03/11/20 16:47	95-47-6	
Surrogates									
4-Bromofluorobenzene (S)	93	%	70-130		1		03/11/20 16:47	460-00-4	
Dibromofluoromethane (S)	110	%	70-130		1		03/11/20 16:47	1868-53-7	
Toluene-d8 (S)	102	%	70-130		1		03/11/20 16:47	2037-26-5	

REPORT OF LABORATORY ANALYSIS

This report shall not be reproduced, except in full,
without the written consent of Pace Analytical Services, LLC.

Pace Analytical Services, LLC
1241 Bellevue Street - Suite 9
Green Bay, WI 54302
(920)469-2436

ANALYTICAL RESULTS

Project: 60617051 SHOE FACTORY SITE
Pace Project No.: 40204467

Sample: SP-104 **Lab ID: 40204467042** Collected: 03/06/20 15:50 Received: 03/10/20 09:15 Matrix: Water

Parameters	Results	Units	LOQ	LOD	DF	Prepared	Analyzed	CAS No.	Qual
8270 MSSV PAH by HVI	Analytical Method: EPA 8270 by HVI Preparation Method: EPA 3510								
Acenaphthene	**<0.0063**	ug/L	0.031	0.0063	1	03/11/20 09:42	03/11/20 16:54	83-32-9	
Acenaphthylene	**<0.0051**	ug/L	0.026	0.0051	1	03/11/20 09:42	03/11/20 16:54	208-96-8	
Anthracene	**0.014J**	ug/L	0.054	0.011	1	03/11/20 09:42	03/11/20 16:54	120-12-7	
Benzo(a)anthracene	**0.020J**	ug/L	0.039	0.0078	1	03/11/20 09:42	03/11/20 16:54	56-55-3	
Benzo(a)pyrene	**0.014J**	ug/L	0.054	0.011	1	03/11/20 09:42	03/11/20 16:54	50-32-8	
Benzo(b)fluoranthene	**0.045**	ug/L	0.030	0.0059	1	03/11/20 09:42	03/11/20 16:54	205-99-2	
Benzo(g,h,i)perylene	**0.021J**	ug/L	0.035	0.0070	1	03/11/20 09:42	03/11/20 16:54	191-24-2	
Benzo(k)fluoranthene	**0.014J**	ug/L	0.039	0.0078	1	03/11/20 09:42	03/11/20 16:54	207-08-9	
Chrysene	**0.078**	ug/L	0.067	0.013	1	03/11/20 09:42	03/11/20 16:54	218-01-9	
Dibenz(a,h)anthracene	**<0.010**	ug/L	0.052	0.010	1	03/11/20 09:42	03/11/20 16:54	53-70-3	
Fluoranthene	**0.11**	ug/L	0.055	0.011	1	03/11/20 09:42	03/11/20 16:54	206-44-0	
Fluorene	**<0.0082**	ug/L	0.041	0.0082	1	03/11/20 09:42	03/11/20 16:54	86-73-7	
Indeno(1,2,3-cd)pyrene	**<0.018**	ug/L	0.091	0.018	1	03/11/20 09:42	03/11/20 16:54	193-39-5	
1-Methylnaphthalene	**<0.0061**	ug/L	0.030	0.0061	1	03/11/20 09:42	03/11/20 16:54	90-12-0	
2-Methylnaphthalene	**0.0072J**	ug/L	0.025	0.0051	1	03/11/20 09:42	03/11/20 16:54	91-57-6	
Naphthalene	**<0.019**	ug/L	0.094	0.019	1	03/11/20 09:42	03/11/20 16:54	91-20-3	
Phenanthrene	**0.044J**	ug/L	0.071	0.014	1	03/11/20 09:42	03/11/20 16:54	85-01-8	
Pyrene	**0.12**	ug/L	0.039	0.0079	1	03/11/20 09:42	03/11/20 16:54	129-00-0	
Surrogates									
2-Fluorobiphenyl (S)	51	%	39-120		1	03/11/20 09:42	03/11/20 16:54	321-60-8	
Terphenyl-d14 (S)	56	%	10-159		1	03/11/20 09:42	03/11/20 16:54	1718-51-0	
8260 MSV	Analytical Method: EPA 8260								
Benzene	**<0.25**	ug/L	1.0	0.25	1		03/11/20 17:10	71-43-2	
Bromobenzene	**<0.24**	ug/L	1.0	0.24	1		03/11/20 17:10	108-86-1	
Bromochloromethane	**<0.36**	ug/L	5.0	0.36	1		03/11/20 17:10	74-97-5	
Bromodichloromethane	**<0.36**	ug/L	1.2	0.36	1		03/11/20 17:10	75-27-4	
Bromoform	**<4.0**	ug/L	13.2	4.0	1		03/11/20 17:10	75-25-2	
Bromomethane	**<0.97**	ug/L	5.0	0.97	1		03/11/20 17:10	74-83-9	
n-Butylbenzene	**<0.71**	ug/L	2.4	0.71	1		03/11/20 17:10	104-51-8	
sec-Butylbenzene	**<0.85**	ug/L	5.0	0.85	1		03/11/20 17:10	135-98-8	
tert-Butylbenzene	**<0.30**	ug/L	1.0	0.30	1		03/11/20 17:10	98-06-6	
Carbon tetrachloride	**<1.6**	ug/L	5.5	1.6	1		03/11/20 17:10	56-23-5	
Chlorobenzene	**<0.71**	ug/L	2.4	0.71	1		03/11/20 17:10	108-90-7	
Chloroethane	**<1.3**	ug/L	5.0	1.3	1		03/11/20 17:10	75-00-3	
Chloroform	**<1.3**	ug/L	5.0	1.3	1		03/11/20 17:10	67-66-3	
Chloromethane	**<2.2**	ug/L	7.3	2.2	1		03/11/20 17:10	74-87-3	
2-Chlorotoluene	**<0.93**	ug/L	5.0	0.93	1		03/11/20 17:10	95-49-8	
4-Chlorotoluene	**<0.76**	ug/L	2.5	0.76	1		03/11/20 17:10	106-43-4	
1,2-Dibromo-3-chloropropane	**<1.8**	ug/L	5.9	1.8	1		03/11/20 17:10	96-12-8	
Dibromochloromethane	**<2.6**	ug/L	8.7	2.6	1		03/11/20 17:10	124-48-1	
1,2-Dibromoethane (EDB)	**<0.83**	ug/L	2.8	0.83	1		03/11/20 17:10	106-93-4	
Dibromomethane	**<0.94**	ug/L	3.1	0.94	1		03/11/20 17:10	74-95-3	
1,2-Dichlorobenzene	**<0.71**	ug/L	2.4	0.71	1		03/11/20 17:10	95-50-1	
1,3-Dichlorobenzene	**<0.63**	ug/L	2.1	0.63	1		03/11/20 17:10	541-73-1	
1,4-Dichlorobenzene	**<0.94**	ug/L	3.1	0.94	1		03/11/20 17:10	106-46-7	

REPORT OF LABORATORY ANALYSIS

This report shall not be reproduced, except in full,
without the written consent of Pace Analytical Services, LLC.

Pace Analytical Services, LLC
1241 Bellevue Street - Suite 9
Green Bay, WI 54302
(920)469-2436

ANALYTICAL RESULTS

Project: 60617051 SHOE FACTORY SITE
Pace Project No.: 40204467

Sample: SP-104 **Lab ID: 40204467042** Collected: 03/06/20 15:50 Received: 03/10/20 09:15 Matrix: Water

Parameters	Results	Units	LOQ	LOD	DF	Prepared	Analyzed	CAS No.	Qual
8260 MSV	Analytical Method: EPA 8260								
Dichlorodifluoromethane	**<0.50**	ug/L	5.0	0.50	1		03/11/20 17:10	75-71-8	
1,1-Dichloroethane	**<0.27**	ug/L	1.0	0.27	1		03/11/20 17:10	75-34-3	
1,2-Dichloroethane	**<0.28**	ug/L	1.0	0.28	1		03/11/20 17:10	107-06-2	
1,1-Dichloroethene	**<0.24**	ug/L	1.0	0.24	1		03/11/20 17:10	75-35-4	
cis-1,2-Dichloroethene	**<0.27**	ug/L	1.0	0.27	1		03/11/20 17:10	156-59-2	
trans-1,2-Dichloroethene	**<1.1**	ug/L	3.6	1.1	1		03/11/20 17:10	156-60-5	
1,2-Dichloropropane	**<0.28**	ug/L	1.0	0.28	1		03/11/20 17:10	78-87-5	
1,3-Dichloropropane	**<0.83**	ug/L	2.8	0.83	1		03/11/20 17:10	142-28-9	
2,2-Dichloropropane	**<2.3**	ug/L	7.6	2.3	1		03/11/20 17:10	594-20-7	
1,1-Dichloropropene	**<0.54**	ug/L	1.8	0.54	1		03/11/20 17:10	563-58-6	
cis-1,3-Dichloropropene	**<3.6**	ug/L	12.1	3.6	1		03/11/20 17:10	10061-01-5	
trans-1,3-Dichloropropene	**<4.4**	ug/L	14.6	4.4	1		03/11/20 17:10	10061-02-6	
Diisopropyl ether	**<1.9**	ug/L	6.3	1.9	1		03/11/20 17:10	108-20-3	
Ethylbenzene	**<0.32**	ug/L	1.1	0.32	1		03/11/20 17:10	100-41-4	
Hexachloro-1,3-butadiene	**<1.5**	ug/L	4.9	1.5	1		03/11/20 17:10	87-68-3	
Isopropylbenzene (Cumene)	**<1.7**	ug/L	5.6	1.7	1		03/11/20 17:10	98-82-8	
p-Isopropyltoluene	**<0.80**	ug/L	2.7	0.80	1		03/11/20 17:10	99-87-6	
Methylene Chloride	**<0.58**	ug/L	5.0	0.58	1		03/11/20 17:10	75-09-2	
Methyl-tert-butyl ether	**<1.2**	ug/L	4.2	1.2	1		03/11/20 17:10	1634-04-4	
Naphthalene	**<1.2**	ug/L	5.0	1.2	1		03/11/20 17:10	91-20-3	
n-Propylbenzene	**<0.81**	ug/L	5.0	0.81	1		03/11/20 17:10	103-65-1	
Styrene	**<3.0**	ug/L	10.0	3.0	1		03/11/20 17:10	100-42-5	
1,1,1,2-Tetrachloroethane	**<0.27**	ug/L	1.0	0.27	1		03/11/20 17:10	630-20-6	
1,1,2,2-Tetrachloroethane	**<0.28**	ug/L	1.0	0.28	1		03/11/20 17:10	79-34-5	
Tetrachloroethene	**<0.33**	ug/L	1.1	0.33	1		03/11/20 17:10	127-18-4	
Toluene	**<0.27**	ug/L	0.90	0.27	1		03/11/20 17:10	108-88-3	
1,2,3-Trichlorobenzene	**<2.2**	ug/L	7.4	2.2	1		03/11/20 17:10	87-61-6	
1,2,4-Trichlorobenzene	**<0.95**	ug/L	5.0	0.95	1		03/11/20 17:10	120-82-1	
1,1,1-Trichloroethane	**<0.24**	ug/L	1.0	0.24	1		03/11/20 17:10	71-55-6	
1,1,2-Trichloroethane	**<0.55**	ug/L	5.0	0.55	1		03/11/20 17:10	79-00-5	
Trichloroethene	**<0.26**	ug/L	1.0	0.26	1		03/11/20 17:10	79-01-6	
Trichlorofluoromethane	**<0.21**	ug/L	1.0	0.21	1		03/11/20 17:10	75-69-4	
1,2,3-Trichloropropane	**<0.59**	ug/L	5.0	0.59	1		03/11/20 17:10	96-18-4	
1,2,4-Trimethylbenzene	**<0.84**	ug/L	2.8	0.84	1		03/11/20 17:10	95-63-6	
1,3,5-Trimethylbenzene	**<0.87**	ug/L	2.9	0.87	1		03/11/20 17:10	108-67-8	
Vinyl chloride	**<0.17**	ug/L	1.0	0.17	1		03/11/20 17:10	75-01-4	
Xylene (Total)	**<1.5**	ug/L	3.0	1.5	1		03/11/20 17:10	1330-20-7	
m&p-Xylene	**<0.47**	ug/L	2.0	0.47	1		03/11/20 17:10	179601-23-1	
o-Xylene	**<0.26**	ug/L	1.0	0.26	1		03/11/20 17:10	95-47-6	
Surrogates									
4-Bromofluorobenzene (S)	94	%	70-130		1		03/11/20 17:10	460-00-4	
Dibromofluoromethane (S)	110	%	70-130		1		03/11/20 17:10	1868-53-7	
Toluene-d8 (S)	102	%	70-130		1		03/11/20 17:10	2037-26-5	

REPORT OF LABORATORY ANALYSIS

This report shall not be reproduced, except in full,
without the written consent of Pace Analytical Services, LLC.

Pace Analytical Services, LLC
1241 Bellevue Street - Suite 9
Green Bay, WI 54302
(920)469-2436

ANALYTICAL RESULTS

Project: 60617051 SHOE FACTORY SITE
Pace Project No.: 40204467

Sample: SP-102 **Lab ID: 40204467043** Collected: 03/06/20 16:50 Received: 03/10/20 09:15 Matrix: Water

Parameters	Results	Units	LOQ	LOD	DF	Prepared	Analyzed	CAS No.	Qual
8260 MSV	Analytical Method: EPA 8260								
Benzene	**<0.25**	ug/L	1.0	0.25	1		03/11/20 19:02	71-43-2	
Bromobenzene	**<0.24**	ug/L	1.0	0.24	1		03/11/20 19:02	108-86-1	
Bromochloromethane	**<0.36**	ug/L	5.0	0.36	1		03/11/20 19:02	74-97-5	
Bromodichloromethane	**<0.36**	ug/L	1.2	0.36	1		03/11/20 19:02	75-27-4	
Bromoform	**<4.0**	ug/L	13.2	4.0	1		03/11/20 19:02	75-25-2	
Bromomethane	**<0.97**	ug/L	5.0	0.97	1		03/11/20 19:02	74-83-9	
n-Butylbenzene	**<0.71**	ug/L	2.4	0.71	1		03/11/20 19:02	104-51-8	
sec-Butylbenzene	**<0.85**	ug/L	5.0	0.85	1		03/11/20 19:02	135-98-8	
tert-Butylbenzene	**<0.30**	ug/L	1.0	0.30	1		03/11/20 19:02	98-06-6	
Carbon tetrachloride	**<1.6**	ug/L	5.5	1.6	1		03/11/20 19:02	56-23-5	
Chlorobenzene	**<0.71**	ug/L	2.4	0.71	1		03/11/20 19:02	108-90-7	
Chloroethane	**<1.3**	ug/L	5.0	1.3	1		03/11/20 19:02	75-00-3	
Chloroform	**<1.3**	ug/L	5.0	1.3	1		03/11/20 19:02	67-66-3	
Chloromethane	**3.1J**	ug/L	7.3	2.2	1		03/11/20 19:02	74-87-3	
2-Chlorotoluene	**<0.93**	ug/L	5.0	0.93	1		03/11/20 19:02	95-49-8	
4-Chlorotoluene	**<0.76**	ug/L	2.5	0.76	1		03/11/20 19:02	106-43-4	
1,2-Dibromo-3-chloropropane	**<1.8**	ug/L	5.9	1.8	1		03/11/20 19:02	96-12-8	
Dibromochloromethane	**<2.6**	ug/L	8.7	2.6	1		03/11/20 19:02	124-48-1	
1,2-Dibromoethane (EDB)	**<0.83**	ug/L	2.8	0.83	1		03/11/20 19:02	106-93-4	
Dibromomethane	**<0.94**	ug/L	3.1	0.94	1		03/11/20 19:02	74-95-3	
1,2-Dichlorobenzene	**<0.71**	ug/L	2.4	0.71	1		03/11/20 19:02	95-50-1	
1,3-Dichlorobenzene	**<0.63**	ug/L	2.1	0.63	1		03/11/20 19:02	541-73-1	
1,4-Dichlorobenzene	**<0.94**	ug/L	3.1	0.94	1		03/11/20 19:02	106-46-7	
Dichlorodifluoromethane	**<0.50**	ug/L	5.0	0.50	1		03/11/20 19:02	75-71-8	
1,1-Dichloroethane	**<0.27**	ug/L	1.0	0.27	1		03/11/20 19:02	75-34-3	
1,2-Dichloroethane	**<0.28**	ug/L	1.0	0.28	1		03/11/20 19:02	107-06-2	
1,1-Dichloroethene	**<0.24**	ug/L	1.0	0.24	1		03/11/20 19:02	75-35-4	
cis-1,2-Dichloroethene	**<0.27**	ug/L	1.0	0.27	1		03/11/20 19:02	156-59-2	
trans-1,2-Dichloroethene	**<1.1**	ug/L	3.6	1.1	1		03/11/20 19:02	156-60-5	
1,2-Dichloropropane	**<0.28**	ug/L	1.0	0.28	1		03/11/20 19:02	78-87-5	
1,3-Dichloropropane	**<0.83**	ug/L	2.8	0.83	1		03/11/20 19:02	142-28-9	
2,2-Dichloropropane	**<2.3**	ug/L	7.6	2.3	1		03/11/20 19:02	594-20-7	
1,1-Dichloropropene	**<0.54**	ug/L	1.8	0.54	1		03/11/20 19:02	563-58-6	
cis-1,3-Dichloropropene	**<3.6**	ug/L	12.1	3.6	1		03/11/20 19:02	10061-01-5	
trans-1,3-Dichloropropene	**<4.4**	ug/L	14.6	4.4	1		03/11/20 19:02	10061-02-6	
Diisopropyl ether	**<1.9**	ug/L	6.3	1.9	1		03/11/20 19:02	108-20-3	
Ethylbenzene	**<0.32**	ug/L	1.1	0.32	1		03/11/20 19:02	100-41-4	
Hexachloro-1,3-butadiene	**<1.5**	ug/L	4.9	1.5	1		03/11/20 19:02	87-68-3	
Isopropylbenzene (Cumene)	**<1.7**	ug/L	5.6	1.7	1		03/11/20 19:02	98-82-8	
p-Isopropyltoluene	**<0.80**	ug/L	2.7	0.80	1		03/11/20 19:02	99-87-6	
Methylene Chloride	**<0.58**	ug/L	5.0	0.58	1		03/11/20 19:02	75-09-2	
Methyl-tert-butyl ether	**<1.2**	ug/L	4.2	1.2	1		03/11/20 19:02	1634-04-4	
Naphthalene	**<1.2**	ug/L	5.0	1.2	1		03/11/20 19:02	91-20-3	
n-Propylbenzene	**<0.81**	ug/L	5.0	0.81	1		03/11/20 19:02	103-65-1	
Styrene	**<3.0**	ug/L	10.0	3.0	1		03/11/20 19:02	100-42-5	
1,1,1,2-Tetrachloroethane	**<0.27**	ug/L	1.0	0.27	1		03/11/20 19:02	630-20-6	

REPORT OF LABORATORY ANALYSIS

This report shall not be reproduced, except in full,
without the written consent of Pace Analytical Services, LLC.

Pace Analytical Services, LLC
1241 Bellevue Street - Suite 9
Green Bay, WI 54302
(920)469-2436

ANALYTICAL RESULTS

Project: 60617051 SHOE FACTORY SITE
Pace Project No.: 40204467

Sample: SP-102 **Lab ID: 40204467043** Collected: 03/06/20 16:50 Received: 03/10/20 09:15 Matrix: Water

Parameters	Results	Units	LOQ	LOD	DF	Prepared	Analyzed	CAS No.	Qual
8260 MSV	Analytical Method: EPA 8260								
1,1,2,2-Tetrachloroethane	**<0.28**	ug/L	1.0	0.28	1		03/11/20 19:02	79-34-5	
Tetrachloroethene	**<0.33**	ug/L	1.1	0.33	1		03/11/20 19:02	127-18-4	
Toluene	**<0.27**	ug/L	0.90	0.27	1		03/11/20 19:02	108-88-3	
1,2,3-Trichlorobenzene	**<2.2**	ug/L	7.4	2.2	1		03/11/20 19:02	87-61-6	
1,2,4-Trichlorobenzene	**<0.95**	ug/L	5.0	0.95	1		03/11/20 19:02	120-82-1	
1,1,1-Trichloroethane	**<0.24**	ug/L	1.0	0.24	1		03/11/20 19:02	71-55-6	
1,1,2-Trichloroethane	**<0.55**	ug/L	5.0	0.55	1		03/11/20 19:02	79-00-5	
Trichloroethene	**<0.26**	ug/L	1.0	0.26	1		03/11/20 19:02	79-01-6	
Trichlorofluoromethane	**<0.21**	ug/L	1.0	0.21	1		03/11/20 19:02	75-69-4	
1,2,3-Trichloropropane	**<0.59**	ug/L	5.0	0.59	1		03/11/20 19:02	96-18-4	
1,2,4-Trimethylbenzene	**<0.84**	ug/L	2.8	0.84	1		03/11/20 19:02	95-63-6	
1,3,5-Trimethylbenzene	**<0.87**	ug/L	2.9	0.87	1		03/11/20 19:02	108-67-8	
Vinyl chloride	**<0.17**	ug/L	1.0	0.17	1		03/11/20 19:02	75-01-4	
Xylene (Total)	**<1.5**	ug/L	3.0	1.5	1		03/11/20 19:02	1330-20-7	
m&p-Xylene	**<0.47**	ug/L	2.0	0.47	1		03/11/20 19:02	179601-23-1	
o-Xylene	**<0.26**	ug/L	1.0	0.26	1		03/11/20 19:02	95-47-6	
Surrogates									
4-Bromofluorobenzene (S)	95	%	70-130		1		03/11/20 19:02	460-00-4	
Dibromofluoromethane (S)	110	%	70-130		1		03/11/20 19:02	1868-53-7	
Toluene-d8 (S)	104	%	70-130		1		03/11/20 19:02	2037-26-5	

REPORT OF LABORATORY ANALYSIS

This report shall not be reproduced, except in full,
without the written consent of Pace Analytical Services, LLC.

Pace Analytical Services, LLC
1241 Bellevue Street - Suite 9
Green Bay, WI 54302
(920)469-2436

ANALYTICAL RESULTS

Project: 60617051 SHOE FACTORY SITE
Pace Project No.: 40204467

Sample: SP-107 DUP **Lab ID: 40204467044** Collected: 03/06/20 14:40 Received: 03/10/20 09:15 Matrix: Water

Parameters	Results	Units	LOQ	LOD	DF	Prepared	Analyzed	CAS No.	Qual
8260 MSV	Analytical Method: EPA 8260								
Benzene	**<0.25**	ug/L	1.0	0.25	1		03/11/20 14:33	71-43-2	
Bromobenzene	**<0.24**	ug/L	1.0	0.24	1		03/11/20 14:33	108-86-1	
Bromochloromethane	**<0.36**	ug/L	5.0	0.36	1		03/11/20 14:33	74-97-5	
Bromodichloromethane	**<0.36**	ug/L	1.2	0.36	1		03/11/20 14:33	75-27-4	
Bromoform	**<4.0**	ug/L	13.2	4.0	1		03/11/20 14:33	75-25-2	
Bromomethane	**<0.97**	ug/L	5.0	0.97	1		03/11/20 14:33	74-83-9	
n-Butylbenzene	**<0.71**	ug/L	2.4	0.71	1		03/11/20 14:33	104-51-8	
sec-Butylbenzene	**<0.85**	ug/L	5.0	0.85	1		03/11/20 14:33	135-98-8	
tert-Butylbenzene	**<0.30**	ug/L	1.0	0.30	1		03/11/20 14:33	98-06-6	
Carbon tetrachloride	**<1.6**	ug/L	5.5	1.6	1		03/11/20 14:33	56-23-5	
Chlorobenzene	**<0.71**	ug/L	2.4	0.71	1		03/11/20 14:33	108-90-7	
Chloroethane	**<1.3**	ug/L	5.0	1.3	1		03/11/20 14:33	75-00-3	
Chloroform	**<1.3**	ug/L	5.0	1.3	1		03/11/20 14:33	67-66-3	
Chloromethane	**<2.2**	ug/L	7.3	2.2	1		03/11/20 14:33	74-87-3	
2-Chlorotoluene	**<0.93**	ug/L	5.0	0.93	1		03/11/20 14:33	95-49-8	
4-Chlorotoluene	**<0.76**	ug/L	2.5	0.76	1		03/11/20 14:33	106-43-4	
1,2-Dibromo-3-chloropropane	**<1.8**	ug/L	5.9	1.8	1		03/11/20 14:33	96-12-8	
Dibromochloromethane	**<2.6**	ug/L	8.7	2.6	1		03/11/20 14:33	124-48-1	
1,2-Dibromoethane (EDB)	**<0.83**	ug/L	2.8	0.83	1		03/11/20 14:33	106-93-4	
Dibromomethane	**<0.94**	ug/L	3.1	0.94	1		03/11/20 14:33	74-95-3	
1,2-Dichlorobenzene	**<0.71**	ug/L	2.4	0.71	1		03/11/20 14:33	95-50-1	
1,3-Dichlorobenzene	**<0.63**	ug/L	2.1	0.63	1		03/11/20 14:33	541-73-1	
1,4-Dichlorobenzene	**<0.94**	ug/L	3.1	0.94	1		03/11/20 14:33	106-46-7	
Dichlorodifluoromethane	**<0.50**	ug/L	5.0	0.50	1		03/11/20 14:33	75-71-8	
1,1-Dichloroethane	**<0.27**	ug/L	1.0	0.27	1		03/11/20 14:33	75-34-3	
1,2-Dichloroethane	**<0.28**	ug/L	1.0	0.28	1		03/11/20 14:33	107-06-2	
1,1-Dichloroethene	**<0.24**	ug/L	1.0	0.24	1		03/11/20 14:33	75-35-4	
cis-1,2-Dichloroethene	**<0.27**	ug/L	1.0	0.27	1		03/11/20 14:33	156-59-2	
trans-1,2-Dichloroethene	**<1.1**	ug/L	3.6	1.1	1		03/11/20 14:33	156-60-5	
1,2-Dichloropropane	**<0.28**	ug/L	1.0	0.28	1		03/11/20 14:33	78-87-5	
1,3-Dichloropropane	**<0.83**	ug/L	2.8	0.83	1		03/11/20 14:33	142-28-9	
2,2-Dichloropropane	**<2.3**	ug/L	7.6	2.3	1		03/11/20 14:33	594-20-7	
1,1-Dichloropropene	**<0.54**	ug/L	1.8	0.54	1		03/11/20 14:33	563-58-6	
cis-1,3-Dichloropropene	**<3.6**	ug/L	12.1	3.6	1		03/11/20 14:33	10061-01-5	
trans-1,3-Dichloropropene	**<4.4**	ug/L	14.6	4.4	1		03/11/20 14:33	10061-02-6	
Diisopropyl ether	**<1.9**	ug/L	6.3	1.9	1		03/11/20 14:33	108-20-3	
Ethylbenzene	**<0.32**	ug/L	1.1	0.32	1		03/11/20 14:33	100-41-4	
Hexachloro-1,3-butadiene	**<1.5**	ug/L	4.9	1.5	1		03/11/20 14:33	87-68-3	
Isopropylbenzene (Cumene)	**<1.7**	ug/L	5.6	1.7	1		03/11/20 14:33	98-82-8	
p-Isopropyltoluene	**<0.80**	ug/L	2.7	0.80	1		03/11/20 14:33	99-87-6	
Methylene Chloride	**<0.58**	ug/L	5.0	0.58	1		03/11/20 14:33	75-09-2	
Methyl-tert-butyl ether	**<1.2**	ug/L	4.2	1.2	1		03/11/20 14:33	1634-04-4	
Naphthalene	**<1.2**	ug/L	5.0	1.2	1		03/11/20 14:33	91-20-3	
n-Propylbenzene	**<0.81**	ug/L	5.0	0.81	1		03/11/20 14:33	103-65-1	
Styrene	**<3.0**	ug/L	10.0	3.0	1		03/11/20 14:33	100-42-5	
1,1,1,2-Tetrachloroethane	**<0.27**	ug/L	1.0	0.27	1		03/11/20 14:33	630-20-6	

REPORT OF LABORATORY ANALYSIS

This report shall not be reproduced, except in full,
without the written consent of Pace Analytical Services, LLC.

Pace Analytical Services, LLC
1241 Bellevue Street - Suite 9
Green Bay, WI 54302
(920)469-2436

ANALYTICAL RESULTS

Project: 60617051 SHOE FACTORY SITE
Pace Project No.: 40204467

Sample: SP-107 DUP **Lab ID: 40204467044** Collected: 03/06/20 14:40 Received: 03/10/20 09:15 Matrix: Water

Parameters	Results	Units	LOQ	LOD	DF	Prepared	Analyzed	CAS No.	Qual
8260 MSV	Analytical Method: EPA 8260								
1,1,2,2-Tetrachloroethane	**<0.28**	ug/L	1.0	0.28	1		03/11/20 14:33	79-34-5	
Tetrachloroethene	**<0.33**	ug/L	1.1	0.33	1		03/11/20 14:33	127-18-4	
Toluene	**<0.27**	ug/L	0.90	0.27	1		03/11/20 14:33	108-88-3	
1,2,3-Trichlorobenzene	**<2.2**	ug/L	7.4	2.2	1		03/11/20 14:33	87-61-6	
1,2,4-Trichlorobenzene	**<0.95**	ug/L	5.0	0.95	1		03/11/20 14:33	120-82-1	
1,1,1-Trichloroethane	**<0.24**	ug/L	1.0	0.24	1		03/11/20 14:33	71-55-6	
1,1,2-Trichloroethane	**<0.55**	ug/L	5.0	0.55	1		03/11/20 14:33	79-00-5	
Trichloroethene	**<0.26**	ug/L	1.0	0.26	1		03/11/20 14:33	79-01-6	
Trichlorofluoromethane	**<0.21**	ug/L	1.0	0.21	1		03/11/20 14:33	75-69-4	
1,2,3-Trichloropropane	**<0.59**	ug/L	5.0	0.59	1		03/11/20 14:33	96-18-4	
1,2,4-Trimethylbenzene	**<0.84**	ug/L	2.8	0.84	1		03/11/20 14:33	95-63-6	
1,3,5-Trimethylbenzene	**<0.87**	ug/L	2.9	0.87	1		03/11/20 14:33	108-67-8	
Vinyl chloride	**<0.17**	ug/L	1.0	0.17	1		03/11/20 14:33	75-01-4	
Xylene (Total)	**<1.5**	ug/L	3.0	1.5	1		03/11/20 14:33	1330-20-7	
m&p-Xylene	**<0.47**	ug/L	2.0	0.47	1		03/11/20 14:33	179601-23-1	
o-Xylene	**<0.26**	ug/L	1.0	0.26	1		03/11/20 14:33	95-47-6	
Surrogates									
4-Bromofluorobenzene (S)	94	%	70-130		1		03/11/20 14:33	460-00-4	
Dibromofluoromethane (S)	109	%	70-130		1		03/11/20 14:33	1868-53-7	
Toluene-d8 (S)	103	%	70-130		1		03/11/20 14:33	2037-26-5	

REPORT OF LABORATORY ANALYSIS

This report shall not be reproduced, except in full,
without the written consent of Pace Analytical Services, LLC.

Pace Analytical Services, LLC
1241 Bellevue Street - Suite 9
Green Bay, WI 54302
(920)469-2436

QUALITY CONTROL DATA

Project: 60617051 SHOE FACTORY SITE
Pace Project No.: 40204467

QC Batch: 349715 Analysis Method: EPA 7471
QC Batch Method: EPA 7471 Analysis Description: 7471 Mercury
Associated Lab Samples: 40204467002, 40204467003, 40204467004, 40204467005, 40204467006, 40204467007, 40204467008, 40204467009, 40204467010, 40204467011, 40204467012, 40204467013, 40204467014, 40204467015, 40204467016, 40204467017, 40204467018, 40204467019

METHOD BLANK: 2025936 Matrix: Solid
Associated Lab Samples: 40204467002, 40204467003, 40204467004, 40204467005, 40204467006, 40204467007, 40204467008, 40204467009, 40204467010, 40204467011, 40204467012, 40204467013, 40204467014, 40204467015, 40204467016, 40204467017, 40204467018, 40204467019

Parameter	Units	Blank Result	Reporting Limit	Analyzed	Qualifiers
Mercury	mg/kg	<0.010	0.035	03/12/20 13:20	

LABORATORY CONTROL SAMPLE: 2025937

Parameter	Units	Spike Conc.	LCS Result	LCS % Rec	% Rec Limits	Qualifiers
Mercury	mg/kg	0.83	0.92	110	85-115	

MATRIX SPIKE & MATRIX SPIKE DUPLICATE: 2025938 2025939

Parameter	Units	40204474019 Result	MS Spike Conc.	MSD Spike Conc.	MS Result	MSD Result	MS % Rec	MSD % Rec	% Rec Limits	RPD	Max RPD	Qual
Mercury	mg/kg	0.018J	0.96	0.97	1.1	1.2	113	119	85-115	6	20	M0

Results presented on this page are in the units indicated by the "Units" column except where an alternate unit is presented to the right of the result.

REPORT OF LABORATORY ANALYSIS

This report shall not be reproduced, except in full,
without the written consent of Pace Analytical Services, LLC.

Pace Analytical Services, LLC
1241 Bellevue Street - Suite 9
Green Bay, WI 54302
(920)469-2436

QUALITY CONTROL DATA

Project: 60617051 SHOE FACTORY SITE
Pace Project No.: 40204467

QC Batch: 349788 Analysis Method: EPA 7471
QC Batch Method: EPA 7471 Analysis Description: 7471 Mercury
Associated Lab Samples: 40204467020, 40204467021, 40204467022, 40204467023, 40204467024, 40204467025, 40204467026, 40204467027, 40204467028, 40204467029, 40204467030, 40204467031, 40204467032, 40204467033, 40204467034

METHOD BLANK: 2026448 Matrix: Solid
Associated Lab Samples: 40204467020, 40204467021, 40204467022, 40204467023, 40204467024, 40204467025, 40204467026, 40204467027, 40204467028, 40204467029, 40204467030, 40204467031, 40204467032, 40204467033, 40204467034

Parameter	Units	Blank Result	Reporting Limit	Analyzed	Qualifiers
Mercury	mg/kg	0.017J	0.035	03/12/20 14:42	

LABORATORY CONTROL SAMPLE: 2026449

Parameter	Units	Spike Conc.	LCS Result	LCS % Rec	% Rec Limits	Qualifiers
Mercury	mg/kg	0.83	0.94	113	85-115	

MATRIX SPIKE & MATRIX SPIKE DUPLICATE: 2026450 2026451

Parameter	Units	40204512001 Result	MS Spike Conc.	MSD Spike Conc.	MS Result	MSD Result	MS % Rec	MSD % Rec	% Rec Limits	RPD	Max RPD	Qual
Mercury	mg/kg	0.036J	0.99	0.99	1.2	1.2	118	117	85-115	0	20	M0

Results presented on this page are in the units indicated by the "Units" column except where an alternate unit is presented to the right of the result.

REPORT OF LABORATORY ANALYSIS

This report shall not be reproduced, except in full,
without the written consent of Pace Analytical Services, LLC.

Pace Analytical Services, LLC
1241 Bellevue Street - Suite 9
Green Bay, WI 54302
(920)469-2436

QUALITY CONTROL DATA

Project: 60617051 SHOE FACTORY SITE
Pace Project No.: 40204467

QC Batch: 349675 Analysis Method: EPA 6010
QC Batch Method: EPA 3050 Analysis Description: 6010 MET
Associated Lab Samples: 40204467002, 40204467003, 40204467004, 40204467005, 40204467006, 40204467007, 40204467008, 40204467009, 40204467010, 40204467011, 40204467012, 40204467013, 40204467014, 40204467015, 40204467016, 40204467017, 40204467018, 40204467019, 40204467020, 40204467021

METHOD BLANK: 2025768 Matrix: Solid
Associated Lab Samples: 40204467002, 40204467003, 40204467004, 40204467005, 40204467006, 40204467007, 40204467008, 40204467009, 40204467010, 40204467011, 40204467012, 40204467013, 40204467014, 40204467015, 40204467016, 40204467017, 40204467018, 40204467019, 40204467020, 40204467021

Parameter	Units	Blank Result	Reporting Limit	Analyzed	Qualifiers
Arsenic	mg/kg	<1.5	4.9	03/11/20 18:14	
Barium	mg/kg	<0.15	0.50	03/11/20 18:14	
Cadmium	mg/kg	<0.13	0.50	03/11/20 18:14	
Chromium	mg/kg	<0.28	1.0	03/11/20 18:14	
Lead	mg/kg	<0.60	2.0	03/11/20 18:14	
Selenium	mg/kg	<1.3	4.4	03/11/20 18:14	
Silver	mg/kg	<0.31	1.0	03/11/20 18:14	

LABORATORY CONTROL SAMPLE: 2025769

Parameter	Units	Spike Conc.	LCS Result	LCS % Rec	% Rec Limits	Qualifiers
Arsenic	mg/kg	50	46.8	94	80-120	
Barium	mg/kg	50	48.7	97	80-120	
Cadmium	mg/kg	50	47.9	96	80-120	
Chromium	mg/kg	50	51.7	103	80-120	
Lead	mg/kg	50	49.0	98	80-120	
Selenium	mg/kg	50	45.2	90	80-120	
Silver	mg/kg	25	25.3	101	80-120	

MATRIX SPIKE & MATRIX SPIKE DUPLICATE: 2025770 2025771

Parameter	Units	40204467002 Result	MS Spike Conc.	MSD Spike Conc.	MS Result	MSD Result	MS % Rec	MSD % Rec	% Rec Limits	RPD	Max RPD	Qual
Arsenic	mg/kg	4.3J	64.2	64.1	61.6	62.7	89	91	75-125	2	20	
Barium	mg/kg	255	64.2	64.1	347	331	143	118	75-125	5	20	M0
Cadmium	mg/kg	0.21J	64.2	64.1	57.6	58.5	89	91	75-125	2	20	
Chromium	mg/kg	21.8	64.2	64.1	87.8	88.4	103	104	75-125	1	20	
Lead	mg/kg	15.2	64.2	64.1	73.4	75.1	91	93	75-125	2	20	
Selenium	mg/kg	<1.7	64.2	64.1	55.3	56.3	84	86	75-125	2	20	
Silver	mg/kg	0.55J	32.1	32.1	30.9	31.3	95	96	75-125	1	20	

Results presented on this page are in the units indicated by the "Units" column except where an alternate unit is presented to the right of the result.

REPORT OF LABORATORY ANALYSIS

This report shall not be reproduced, except in full,
without the written consent of Pace Analytical Services, LLC.

Pace Analytical Services, LLC
1241 Bellevue Street - Suite 9
Green Bay, WI 54302
(920)469-2436

QUALITY CONTROL DATA

Project: 60617051 SHOE FACTORY SITE
Pace Project No.: 40204467

QC Batch: 349686 Analysis Method: EPA 6010
QC Batch Method: EPA 3050 Analysis Description: 6010 MET
Associated Lab Samples: 40204467022, 40204467023, 40204467024, 40204467025, 40204467026, 40204467027, 40204467028, 40204467029, 40204467030, 40204467031, 40204467032, 40204467033, 40204467034

METHOD BLANK: 2025805 Matrix: Solid
Associated Lab Samples: 40204467022, 40204467023, 40204467024, 40204467025, 40204467026, 40204467027, 40204467028, 40204467029, 40204467030, 40204467031, 40204467032, 40204467033, 40204467034

Parameter	Units	Blank Result	Reporting Limit	Analyzed	Qualifiers
Arsenic	mg/kg	<1.5	4.9	03/12/20 13:18	
Barium	mg/kg	<0.15	0.50	03/12/20 13:18	
Cadmium	mg/kg	<0.13	0.50	03/12/20 13:18	
Chromium	mg/kg	<0.28	1.0	03/12/20 13:18	
Lead	mg/kg	<0.60	2.0	03/12/20 13:18	
Selenium	mg/kg	<1.3	4.4	03/12/20 13:18	
Silver	mg/kg	<0.31	1.0	03/12/20 13:18	

LABORATORY CONTROL SAMPLE: 2025806

Parameter	Units	Spike Conc.	LCS Result	LCS % Rec	% Rec Limits	Qualifiers
Arsenic	mg/kg	50	49.8	100	80-120	
Barium	mg/kg	50	50.4	101	80-120	
Cadmium	mg/kg	50	50.0	100	80-120	
Chromium	mg/kg	50	51.4	103	80-120	
Lead	mg/kg	50	50.7	101	80-120	
Selenium	mg/kg	50	49.6	99	80-120	
Silver	mg/kg	25	25.9	104	80-120	

MATRIX SPIKE & MATRIX SPIKE DUPLICATE: 2025807 2025808

Parameter	Units	40204492002 Result	MS Spike Conc.	MSD Spike Conc.	MS Result	MSD Result	MS % Rec	MSD % Rec	% Rec Limits	RPD	Max RPD	Qual
Arsenic	mg/kg	3.5J	61.2	60.9	58.2	57.2	90	88	75-125	2	20	
Barium	mg/kg	125	61.2	60.9	179	186	88	100	75-125	4	20	
Cadmium	mg/kg	<0.16	61.2	60.9	57.8	57.2	95	94	75-125	1	20	
Chromium	mg/kg	29.5	61.2	60.9	84.2	83.7	89	89	75-125	1	20	
Lead	mg/kg	7.4	61.2	60.9	59.7	59.7	86	86	75-125	0	20	
Selenium	mg/kg	<1.6	61.2	60.9	52.9	52.7	87	86	75-125	1	20	
Silver	mg/kg	<0.38	30.5	30.5	29.3	29.4	96	97	75-125	0	20	

Results presented on this page are in the units indicated by the "Units" column except where an alternate unit is presented to the right of the result.

REPORT OF LABORATORY ANALYSIS

This report shall not be reproduced, except in full,
without the written consent of Pace Analytical Services, LLC.

Pace Analytical Services, LLC
1241 Bellevue Street - Suite 9
Green Bay, WI 54302
(920)469-2436

QUALITY CONTROL DATA

Project: 60617051 SHOE FACTORY SITE
Pace Project No.: 40204467

QC Batch: 349817 Analysis Method: EPA 8260
QC Batch Method: EPA 5035/5030B Analysis Description: 8260 MSV Med Level Normal List
Associated Lab Samples: 40204467001, 40204467002, 40204467003, 40204467004, 40204467005, 40204467006, 40204467007, 40204467008, 40204467009, 40204467010, 40204467011, 40204467012, 40204467013, 40204467014

METHOD BLANK: 2026513 Matrix: Solid
Associated Lab Samples: 40204467001, 40204467002, 40204467003, 40204467004, 40204467005, 40204467006, 40204467007, 40204467008, 40204467009, 40204467010, 40204467011, 40204467012, 40204467013, 40204467014

Parameter	Units	Blank Result	Reporting Limit	Analyzed	Qualifiers
1,1,1,2-Tetrachloroethane	ug/kg	<7.8	50.0	03/12/20 09:14	
1,1,1-Trichloroethane	ug/kg	<13.5	50.0	03/12/20 09:14	
1,1,2,2-Tetrachloroethane	ug/kg	<15.7	52.0	03/12/20 09:14	
1,1,2-Trichloroethane	ug/kg	<15.7	52.0	03/12/20 09:14	
1,1-Dichloroethane	ug/kg	<13.5	50.0	03/12/20 09:14	
1,1-Dichloroethene	ug/kg	<11.8	50.0	03/12/20 09:14	
1,1-Dichloropropene	ug/kg	<10.7	50.0	03/12/20 09:14	
1,2,3-Trichlorobenzene	ug/kg	<47.3	158	03/12/20 09:14	
1,2,3-Trichloropropane	ug/kg	<37.4	125	03/12/20 09:14	
1,2,4-Trichlorobenzene	ug/kg	<41.7	250	03/12/20 09:14	
1,2,4-Trimethylbenzene	ug/kg	<18.1	60.0	03/12/20 09:14	
1,2-Dibromo-3-chloropropane	ug/kg	<237	789	03/12/20 09:14	
1,2-Dibromoethane (EDB)	ug/kg	<17.0	57.0	03/12/20 09:14	
1,2-Dichlorobenzene	ug/kg	<13.1	50.0	03/12/20 09:14	
1,2-Dichloroethane	ug/kg	<13.8	50.0	03/12/20 09:14	
1,2-Dichloropropane	ug/kg	<13.5	50.0	03/12/20 09:14	
1,3,5-Trimethylbenzene	ug/kg	<16.0	53.0	03/12/20 09:14	
1,3-Dichlorobenzene	ug/kg	<13.0	50.0	03/12/20 09:14	
1,3-Dichloropropane	ug/kg	<11.0	50.0	03/12/20 09:14	
1,4-Dichlorobenzene	ug/kg	<12.0	50.0	03/12/20 09:14	
2,2-Dichloropropane	ug/kg	<15.7	52.0	03/12/20 09:14	
2-Chlorotoluene	ug/kg	<19.3	64.0	03/12/20 09:14	
4-Chlorotoluene	ug/kg	<19.3	64.0	03/12/20 09:14	
Benzene	ug/kg	<12.5	42.0	03/12/20 09:14	
Bromobenzene	ug/kg	<18.5	62.0	03/12/20 09:14	
Bromochloromethane	ug/kg	<20.9	70.0	03/12/20 09:14	
Bromodichloromethane	ug/kg	<10.0	50.0	03/12/20 09:14	
Bromoform	ug/kg	<21.6	72.0	03/12/20 09:14	
Bromomethane	ug/kg	<63.8	250	03/12/20 09:14	
Carbon tetrachloride	ug/kg	<7.5	50.0	03/12/20 09:14	
Chlorobenzene	ug/kg	<16.8	56.0	03/12/20 09:14	
Chloroethane	ug/kg	<46.4	250	03/12/20 09:14	
Chloroform	ug/kg	<47.5	250	03/12/20 09:14	
Chloromethane	ug/kg	<24.0	80.0	03/12/20 09:14	
cis-1,2-Dichloroethene	ug/kg	<14.8	50.0	03/12/20 09:14	
cis-1,3-Dichloropropene	ug/kg	<42.3	141	03/12/20 09:14	
Dibromochloromethane	ug/kg	<229	763	03/12/20 09:14	
Dibromomethane	ug/kg	<17.7	59.0	03/12/20 09:14	
Dichlorodifluoromethane	ug/kg	<21.7	72.0	03/12/20 09:14	
Diisopropyl ether	ug/kg	<14.0	50.0	03/12/20 09:14	

Results presented on this page are in the units indicated by the "Units" column except where an alternate unit is presented to the right of the result.

REPORT OF LABORATORY ANALYSIS

This report shall not be reproduced, except in full,
without the written consent of Pace Analytical Services, LLC.

Pace Analytical Services, LLC
1241 Bellevue Street - Suite 9
Green Bay, WI 54302
(920)469-2436

QUALITY CONTROL DATA

Project: 60617051 SHOE FACTORY SITE
Pace Project No.: 40204467

METHOD BLANK: 2026513 Matrix: Solid
Associated Lab Samples: 40204467001, 40204467002, 40204467003, 40204467004, 40204467005, 40204467006, 40204467007, 40204467008, 40204467009, 40204467010, 40204467011, 40204467012, 40204467013, 40204467014

Parameter	Units	Blank Result	Reporting Limit	Analyzed	Qualifiers
Ethylbenzene	ug/kg	<14.5	50.0	03/12/20 09:14	
Hexachloro-1,3-butadiene	ug/kg	<68.7	229	03/12/20 09:14	
Isopropylbenzene (Cumene)	ug/kg	<17.7	59.0	03/12/20 09:14	
m&p-Xylene	ug/kg	<32.4	108	03/12/20 09:14	
Methyl-tert-butyl ether	ug/kg	<16.2	54.0	03/12/20 09:14	
Methylene Chloride	ug/kg	<26.3	88.0	03/12/20 09:14	
n-Butylbenzene	ug/kg	<30.0	100	03/12/20 09:14	
n-Propylbenzene	ug/kg	<17.8	59.0	03/12/20 09:14	
Naphthalene	ug/kg	<27.3	91.0	03/12/20 09:14	
o-Xylene	ug/kg	<18.1	60.0	03/12/20 09:14	
p-Isopropyltoluene	ug/kg	<21.7	72.0	03/12/20 09:14	
sec-Butylbenzene	ug/kg	<21.5	72.0	03/12/20 09:14	
Styrene	ug/kg	<12.3	50.0	03/12/20 09:14	
tert-Butylbenzene	ug/kg	<18.7	62.0	03/12/20 09:14	
Tetrachloroethene	ug/kg	<38.7	129	03/12/20 09:14	
Toluene	ug/kg	<13.1	50.0	03/12/20 09:14	
trans-1,2-Dichloroethene	ug/kg	<20.2	67.0	03/12/20 09:14	
trans-1,3-Dichloropropene	ug/kg	<22.2	74.0	03/12/20 09:14	
Trichloroethene	ug/kg	<12.8	50.0	03/12/20 09:14	
Trichlorofluoromethane	ug/kg	<19.6	65.0	03/12/20 09:14	
Vinyl chloride	ug/kg	<14.5	50.0	03/12/20 09:14	
Xylene (Total)	ug/kg	<50.5	168	03/12/20 09:14	
4-Bromofluorobenzene (S)	%	89	54-126	03/12/20 09:14	
Dibromofluoromethane (S)	%	92	57-146	03/12/20 09:14	
Toluene-d8 (S)	%	95	64-134	03/12/20 09:14	

LABORATORY CONTROL SAMPLE: 2026514

Parameter	Units	Spike Conc.	LCS Result	LCS % Rec	% Rec Limits	Qualifiers
1,1,1-Trichloroethane	ug/kg	2500	2430	97	70-132	
1,1,2,2-Tetrachloroethane	ug/kg	2500	2450	98	70-130	
1,1,2-Trichloroethane	ug/kg	2500	2220	89	70-130	
1,1-Dichloroethane	ug/kg	2500	2660	106	70-130	
1,1-Dichloroethene	ug/kg	2500	2830	113	77-126	
1,2,4-Trichlorobenzene	ug/kg	2500	2220	89	66-130	
1,2-Dibromo-3-chloropropane	ug/kg	2500	2200	88	54-129	
1,2-Dibromoethane (EDB)	ug/kg	2500	2350	94	70-130	
1,2-Dichlorobenzene	ug/kg	2500	2410	97	70-130	
1,2-Dichloroethane	ug/kg	2500	2540	101	70-134	
1,2-Dichloropropane	ug/kg	2500	2740	110	74-124	
1,3-Dichlorobenzene	ug/kg	2500	2500	100	70-130	
1,4-Dichlorobenzene	ug/kg	2500	2510	100	70-130	
Benzene	ug/kg	2500	2300	92	70-130	

Results presented on this page are in the units indicated by the "Units" column except where an alternate unit is presented to the right of the result.

REPORT OF LABORATORY ANALYSIS

This report shall not be reproduced, except in full,
without the written consent of Pace Analytical Services, LLC.

Pace Analytical Services, LLC
1241 Bellevue Street - Suite 9
Green Bay, WI 54302
(920)469-2436

QUALITY CONTROL DATA

Project: 60617051 SHOE FACTORY SITE
Pace Project No.: 40204467

LABORATORY CONTROL SAMPLE: 2026514

Parameter	Units	Spike Conc.	LCS Result	LCS % Rec	% Rec Limits	Qualifiers
Bromodichloromethane	ug/kg	2500	2750	110	70-130	
Bromoform	ug/kg	2500	2120	85	47-115	
Bromomethane	ug/kg	2500	2570	103	64-165	
Carbon tetrachloride	ug/kg	2500	2500	100	70-131	
Chlorobenzene	ug/kg	2500	2510	101	70-130	
Chloroethane	ug/kg	2500	2680	107	28-197	
Chloroform	ug/kg	2500	2420	97	80-131	
Chloromethane	ug/kg	2500	2150	86	45-118	
cis-1,2-Dichloroethene	ug/kg	2500	2310	92	70-130	
cis-1,3-Dichloropropene	ug/kg	2500	2500	100	70-130	
Dibromochloromethane	ug/kg	2500	2380	95	70-130	
Dichlorodifluoromethane	ug/kg	2500	1670	67	38-108	
Ethylbenzene	ug/kg	2500	2510	100	82-122	
Isopropylbenzene (Cumene)	ug/kg	2500	2450	98	70-130	
m&p-Xylene	ug/kg	5000	4950	99	70-130	
Methyl-tert-butyl ether	ug/kg	2500	2230	89	70-130	
Methylene Chloride	ug/kg	2500	2830	113	70-130	
o-Xylene	ug/kg	2500	2490	100	70-130	
Styrene	ug/kg	2500	2580	103	70-130	
Tetrachloroethene	ug/kg	2500	2460	99	70-130	
Toluene	ug/kg	2500	2510	100	80-121	
trans-1,2-Dichloroethene	ug/kg	2500	2620	105	70-130	
trans-1,3-Dichloropropene	ug/kg	2500	2040	81	70-130	
Trichloroethene	ug/kg	2500	2850	114	70-130	
Trichlorofluoromethane	ug/kg	2500	2670	107	81-141	
Vinyl chloride	ug/kg	2500	2140	86	68-121	
Xylene (Total)	ug/kg	7500	7440	99	70-130	
4-Bromofluorobenzene (S)	%			104	54-126	
Dibromofluoromethane (S)	%			99	57-146	
Toluene-d8 (S)	%			104	64-134	

MATRIX SPIKE & MATRIX SPIKE DUPLICATE: 2026515 2026516

Parameter	Units	40204467012 Result	MS Spike Conc.	MSD Spike Conc.	MS Result	MSD Result	MS % Rec	MSD % Rec	% Rec Limits	RPD	Max RPD	Qual
1,1,1-Trichloroethane	ug/kg	<25.0	1470	1470	1350	1410	92	96	64-132	5	20	
1,1,2,2-Tetrachloroethane	ug/kg	<25.0	1470	1470	1370	1390	93	94	70-132	1	20	
1,1,2-Trichloroethane	ug/kg	<25.0	1470	1470	1340	1390	91	95	70-130	4	20	
1,1-Dichloroethane	ug/kg	<25.0	1470	1470	1560	1590	106	108	70-130	2	20	
1,1-Dichloroethene	ug/kg	<25.0	1470	1470	1400	1410	95	96	65-126	1	21	
1,2,4-Trichlorobenzene	ug/kg	<41.7	1470	1470	1510	1450	102	98	66-139	4	20	
1,2-Dibromo-3-chloropropane	ug/kg	<237	1470	1470	1410	1400	96	95	47-146	1	23	
1,2-Dibromoethane (EDB)	ug/kg	<25.0	1470	1470	1340	1330	91	90	70-130	0	20	
1,2-Dichlorobenzene	ug/kg	<25.0	1470	1470	1520	1450	103	98	70-130	5	20	

Results presented on this page are in the units indicated by the "Units" column except where an alternate unit is presented to the right of the result.

REPORT OF LABORATORY ANALYSIS

This report shall not be reproduced, except in full,
without the written consent of Pace Analytical Services, LLC.

Pace Analytical Services, LLC
1241 Bellevue Street - Suite 9
Green Bay, WI 54302
(920)469-2436

QUALITY CONTROL DATA

Project: 60617051 SHOE FACTORY SITE
Pace Project No.: 40204467

MATRIX SPIKE & MATRIX SPIKE DUPLICATE: 2026515 2026516

Parameter	Units	40204467012 Result	MS Spike Conc.	MSD Spike Conc.	MS Result	MSD Result	MS % Rec	MSD % Rec	% Rec Limits	RPD	Max RPD	Qual
1,2-Dichloroethane	ug/kg	<25.0	1470	1470	1470	1510	99	103	70-136	3	20	
1,2-Dichloropropane	ug/kg	<25.0	1470	1470	1550	1520	105	103	74-124	2	20	
1,3-Dichlorobenzene	ug/kg	<25.0	1470	1470	1540	1480	104	101	70-130	4	20	
1,4-Dichlorobenzene	ug/kg	<25.0	1470	1470	1540	1490	104	101	70-130	3	20	
Benzene	ug/kg	<25.0	1470	1470	1350	1380	92	94	70-130	2	20	
Bromodichloromethane	ug/kg	<25.0	1470	1470	1440	1450	98	98	70-130	1	20	
Bromoform	ug/kg	<25.0	1470	1470	1270	1370	86	93	47-129	7	20	
Bromomethane	ug/kg	<63.8	1470	1470	1470	1510	99	102	41-180	3	20	
Carbon tetrachloride	ug/kg	<25.0	1470	1470	1330	1370	90	93	58-133	3	20	
Chlorobenzene	ug/kg	<25.0	1470	1470	1460	1530	99	104	70-130	5	20	
Chloroethane	ug/kg	<46.4	1470	1470	1520	1580	103	107	28-197	4	20	
Chloroform	ug/kg	<47.5	1470	1470	1470	1500	100	102	80-131	2	20	
Chloromethane	ug/kg	<25.0	1470	1470	1050	1080	71	73	26-118	3	20	
cis-1,2-Dichloroethene	ug/kg	<25.0	1470	1470	1370	1470	93	100	70-130	7	20	
cis-1,3-Dichloropropene	ug/kg	<42.3	1470	1470	1350	1310	92	89	70-130	4	20	
Dibromochloromethane	ug/kg	<229	1470	1470	1250	1420	85	96	67-130	12	20	
Dichlorodifluoromethane	ug/kg	<25.0	1470	1470	583	593	40	40	12-108	2	29	
Ethylbenzene	ug/kg	<25.0	1470	1470	1390	1410	94	96	80-122	2	20	
Isopropylbenzene (Cumene)	ug/kg	<25.0	1470	1470	1340	1360	91	92	70-130	1	20	
m&p-Xylene	ug/kg	<50.0	2950	2950	2820	2860	96	97	70-130	1	20	
Methyl-tert-butyl ether	ug/kg	<25.0	1470	1470	1270	1310	86	89	70-130	3	20	
Methylene Chloride	ug/kg	<26.3	1470	1470	1550	1660	105	113	70-130	7	20	
o-Xylene	ug/kg	<25.0	1470	1470	1430	1440	97	98	70-130	1	20	
Styrene	ug/kg	<25.0	1470	1470	1460	1470	99	100	70-130	0	20	
Tetrachloroethene	ug/kg	<38.7	1470	1470	1360	1340	92	91	70-130	2	20	
Toluene	ug/kg	<25.0	1470	1470	1470	1470	100	99	80-121	0	20	
trans-1,2-Dichloroethene	ug/kg	<25.0	1470	1470	1360	1440	92	98	70-130	6	20	
trans-1,3-Dichloropropene	ug/kg	<25.0	1470	1470	1240	1250	84	85	70-130	0	20	
Trichloroethene	ug/kg	<25.0	1470	1470	1520	1500	103	102	70-130	1	20	
Trichlorofluoromethane	ug/kg	<25.0	1470	1470	1470	1430	100	97	60-141	3	26	
Vinyl chloride	ug/kg	<25.0	1470	1470	1090	1100	74	75	46-121	1	20	
Xylene (Total)	ug/kg	<75.0	4420	4420	4250	4300	96	97	70-130	1	20	
4-Bromofluorobenzene (S)	%						93	94	54-126			
Dibromofluoromethane (S)	%						95	95	57-146			
Toluene-d8 (S)	%						93	95	64-134			

Results presented on this page are in the units indicated by the "Units" column except where an alternate unit is presented to the right of the result.

REPORT OF LABORATORY ANALYSIS

This report shall not be reproduced, except in full,
without the written consent of Pace Analytical Services, LLC.

Pace Analytical Services, LLC
1241 Bellevue Street - Suite 9
Green Bay, WI 54302
(920)469-2436

QUALITY CONTROL DATA

Project: 60617051 SHOE FACTORY SITE
Pace Project No.: 40204467

QC Batch: 349829 Analysis Method: EPA 8260
QC Batch Method: EPA 5035/5030B Analysis Description: 8260 MSV Med Level Normal List
Associated Lab Samples: 40204467015, 40204467016, 40204467017, 40204467018, 40204467019, 40204467020, 40204467021, 40204467022, 40204467023, 40204467024, 40204467025, 40204467026, 40204467027, 40204467028, 40204467029, 40204467030, 40204467031, 40204467032, 40204467033, 40204467034

METHOD BLANK: 2026597 Matrix: Solid
Associated Lab Samples: 40204467015, 40204467016, 40204467017, 40204467018, 40204467019, 40204467020, 40204467021, 40204467022, 40204467023, 40204467024, 40204467025, 40204467026, 40204467027, 40204467028, 40204467029, 40204467030, 40204467031, 40204467032, 40204467033, 40204467034

Parameter	Units	Blank Result	Reporting Limit	Analyzed	Qualifiers
1,1,1,2-Tetrachloroethane	ug/kg	<7.8	50.0	03/12/20 10:48	
1,1,1-Trichloroethane	ug/kg	<13.5	50.0	03/12/20 10:48	
1,1,2,2-Tetrachloroethane	ug/kg	<15.7	52.0	03/12/20 10:48	
1,1,2-Trichloroethane	ug/kg	<15.7	52.0	03/12/20 10:48	
1,1-Dichloroethane	ug/kg	<13.5	50.0	03/12/20 10:48	
1,1-Dichloroethene	ug/kg	<11.8	50.0	03/12/20 10:48	
1,1-Dichloropropene	ug/kg	<10.7	50.0	03/12/20 10:48	
1,2,3-Trichlorobenzene	ug/kg	<47.3	158	03/12/20 10:48	
1,2,3-Trichloropropane	ug/kg	<37.4	125	03/12/20 10:48	
1,2,4-Trichlorobenzene	ug/kg	<41.7	250	03/12/20 10:48	
1,2,4-Trimethylbenzene	ug/kg	<18.1	60.0	03/12/20 10:48	
1,2-Dibromo-3-chloropropane	ug/kg	<237	789	03/12/20 10:48	
1,2-Dibromoethane (EDB)	ug/kg	<17.0	57.0	03/12/20 10:48	
1,2-Dichlorobenzene	ug/kg	<13.1	50.0	03/12/20 10:48	
1,2-Dichloroethane	ug/kg	<13.8	50.0	03/12/20 10:48	
1,2-Dichloropropane	ug/kg	<13.5	50.0	03/12/20 10:48	
1,3,5-Trimethylbenzene	ug/kg	<16.0	53.0	03/12/20 10:48	
1,3-Dichlorobenzene	ug/kg	<13.0	50.0	03/12/20 10:48	
1,3-Dichloropropane	ug/kg	<11.0	50.0	03/12/20 10:48	
1,4-Dichlorobenzene	ug/kg	<12.0	50.0	03/12/20 10:48	
2,2-Dichloropropane	ug/kg	<15.7	52.0	03/12/20 10:48	
2-Chlorotoluene	ug/kg	<19.3	64.0	03/12/20 10:48	
4-Chlorotoluene	ug/kg	<19.3	64.0	03/12/20 10:48	
Benzene	ug/kg	<12.5	42.0	03/12/20 10:48	
Bromobenzene	ug/kg	<18.5	62.0	03/12/20 10:48	
Bromochloromethane	ug/kg	<20.9	70.0	03/12/20 10:48	
Bromodichloromethane	ug/kg	<10.0	50.0	03/12/20 10:48	
Bromoform	ug/kg	<21.6	72.0	03/12/20 10:48	
Bromomethane	ug/kg	<63.8	250	03/12/20 10:48	
Carbon tetrachloride	ug/kg	<7.5	50.0	03/12/20 10:48	
Chlorobenzene	ug/kg	<16.8	56.0	03/12/20 10:48	
Chloroethane	ug/kg	<46.4	250	03/12/20 10:48	
Chloroform	ug/kg	<47.5	250	03/12/20 10:48	
Chloromethane	ug/kg	<24.0	80.0	03/12/20 10:48	
cis-1,2-Dichloroethene	ug/kg	<14.8	50.0	03/12/20 10:48	
cis-1,3-Dichloropropene	ug/kg	<42.3	141	03/12/20 10:48	
Dibromochloromethane	ug/kg	<229	763	03/12/20 10:48	
Dibromomethane	ug/kg	<17.7	59.0	03/12/20 10:48	

Results presented on this page are in the units indicated by the "Units" column except where an alternate unit is presented to the right of the result.

REPORT OF LABORATORY ANALYSIS

This report shall not be reproduced, except in full,
without the written consent of Pace Analytical Services, LLC.

Pace Analytical Services, LLC
1241 Bellevue Street - Suite 9
Green Bay, WI 54302
(920)469-2436

QUALITY CONTROL DATA

Project: 60617051 SHOE FACTORY SITE
Pace Project No.: 40204467

METHOD BLANK: 2026597 Matrix: Solid

Associated Lab Samples: 40204467015, 40204467016, 40204467017, 40204467018, 40204467019, 40204467020, 40204467021, 40204467022, 40204467023, 40204467024, 40204467025, 40204467026, 40204467027, 40204467028, 40204467029, 40204467030, 40204467031, 40204467032, 40204467033, 40204467034

Parameter	Units	Blank Result	Reporting Limit	Analyzed	Qualifiers
Dichlorodifluoromethane	ug/kg	<21.7	72.0	03/12/20 10:48	
Diisopropyl ether	ug/kg	<14.0	50.0	03/12/20 10:48	
Ethylbenzene	ug/kg	<14.5	50.0	03/12/20 10:48	
Hexachloro-1,3-butadiene	ug/kg	<68.7	229	03/12/20 10:48	
Isopropylbenzene (Cumene)	ug/kg	<17.7	59.0	03/12/20 10:48	
m&p-Xylene	ug/kg	<32.4	108	03/12/20 10:48	
Methyl-tert-butyl ether	ug/kg	<16.2	54.0	03/12/20 10:48	
Methylene Chloride	ug/kg	<26.3	88.0	03/12/20 10:48	
n-Butylbenzene	ug/kg	<30.0	100	03/12/20 10:48	
n-Propylbenzene	ug/kg	<17.8	59.0	03/12/20 10:48	
Naphthalene	ug/kg	<27.3	91.0	03/12/20 10:48	
o-Xylene	ug/kg	<18.1	60.0	03/12/20 10:48	
p-Isopropyltoluene	ug/kg	<21.7	72.0	03/12/20 10:48	
sec-Butylbenzene	ug/kg	<21.5	72.0	03/12/20 10:48	
Styrene	ug/kg	<12.3	50.0	03/12/20 10:48	
tert-Butylbenzene	ug/kg	<18.7	62.0	03/12/20 10:48	
Tetrachloroethene	ug/kg	<38.7	129	03/12/20 10:48	
Toluene	ug/kg	<13.1	50.0	03/12/20 10:48	
trans-1,2-Dichloroethene	ug/kg	<20.2	67.0	03/12/20 10:48	
trans-1,3-Dichloropropene	ug/kg	<22.2	74.0	03/12/20 10:48	
Trichloroethene	ug/kg	<12.8	50.0	03/12/20 10:48	
Trichlorofluoromethane	ug/kg	<19.6	65.0	03/12/20 10:48	
Vinyl chloride	ug/kg	<14.5	50.0	03/12/20 10:48	
Xylene (Total)	ug/kg	<50.5	168	03/12/20 10:48	
4-Bromofluorobenzene (S)	%	95	54-126	03/12/20 10:48	
Dibromofluoromethane (S)	%	97	57-146	03/12/20 10:48	
Toluene-d8 (S)	%	105	64-134	03/12/20 10:48	

LABORATORY CONTROL SAMPLE: 2026598

Parameter	Units	Spike Conc.	LCS Result	LCS % Rec	% Rec Limits	Qualifiers
1,1,1-Trichloroethane	ug/kg	2500	2480	99	70-132	
1,1,2,2-Tetrachloroethane	ug/kg	2500	2800	112	70-130	
1,1,2-Trichloroethane	ug/kg	2500	2770	111	70-130	
1,1-Dichloroethane	ug/kg	2500	2460	98	70-130	
1,1-Dichloroethene	ug/kg	2500	2640	106	77-126	
1,2,4-Trichlorobenzene	ug/kg	2500	2420	97	66-130	
1,2-Dibromo-3-chloropropane	ug/kg	2500	2150	86	54-129	
1,2-Dibromoethane (EDB)	ug/kg	2500	2690	107	70-130	
1,2-Dichlorobenzene	ug/kg	2500	2680	107	70-130	
1,2-Dichloroethane	ug/kg	2500	2940	118	70-134	
1,2-Dichloropropane	ug/kg	2500	2760	111	74-124	

Results presented on this page are in the units indicated by the "Units" column except where an alternate unit is presented to the right of the result.

REPORT OF LABORATORY ANALYSIS

This report shall not be reproduced, except in full,
without the written consent of Pace Analytical Services, LLC.

Pace Analytical Services, LLC
1241 Bellevue Street - Suite 9
Green Bay, WI 54302
(920)469-2436

QUALITY CONTROL DATA

Project: 60617051 SHOE FACTORY SITE
Pace Project No.: 40204467

LABORATORY CONTROL SAMPLE: 2026598

Parameter	Units	Spike Conc.	LCS Result	LCS % Rec	% Rec Limits	Qualifiers
1,3-Dichlorobenzene	ug/kg	2500	2620	105	70-130	
1,4-Dichlorobenzene	ug/kg	2500	2670	107	70-130	
Benzene	ug/kg	2500	2900	116	70-130	
Bromodichloromethane	ug/kg	2500	2550	102	70-130	
Bromoform	ug/kg	2500	1900	76	47-115	
Bromomethane	ug/kg	2500	2700	108	64-165	
Carbon tetrachloride	ug/kg	2500	2340	94	70-131	
Chlorobenzene	ug/kg	2500	2720	109	70-130	
Chloroethane	ug/kg	2500	3830	153	28-197	
Chloroform	ug/kg	2500	2760	110	80-131	
Chloromethane	ug/kg	2500	2750	110	45-118	
cis-1,2-Dichloroethene	ug/kg	2500	2710	108	70-130	
cis-1,3-Dichloropropene	ug/kg	2500	2560	103	70-130	
Dibromochloromethane	ug/kg	2500	2210	88	70-130	
Dichlorodifluoromethane	ug/kg	2500	1950	78	38-108	
Ethylbenzene	ug/kg	2500	2720	109	82-122	
Isopropylbenzene (Cumene)	ug/kg	2500	2700	108	70-130	
m&p-Xylene	ug/kg	5000	5410	108	70-130	
Methyl-tert-butyl ether	ug/kg	2500	2320	93	70-130	
Methylene Chloride	ug/kg	2500	3140	126	70-130	
o-Xylene	ug/kg	2500	2680	107	70-130	
Styrene	ug/kg	2500	2820	113	70-130	
Tetrachloroethene	ug/kg	2500	2420	97	70-130	
Toluene	ug/kg	2500	2710	108	80-121	
trans-1,2-Dichloroethene	ug/kg	2500	2790	112	70-130	
trans-1,3-Dichloropropene	ug/kg	2500	2150	86	70-130	
Trichloroethene	ug/kg	2500	2700	108	70-130	
Trichlorofluoromethane	ug/kg	2500	2820	113	81-141	
Vinyl chloride	ug/kg	2500	2550	102	68-121	
Xylene (Total)	ug/kg	7500	8080	108	70-130	
4-Bromofluorobenzene (S)	%			103	54-126	
Dibromofluoromethane (S)	%			106	57-146	
Toluene-d8 (S)	%			101	64-134	

MATRIX SPIKE & MATRIX SPIKE DUPLICATE: 2026599 2026600

Parameter	Units	40204467033 Result	MS Spike Conc.	MSD Spike Conc.	MS Result	MSD Result	MS % Rec	MSD % Rec	% Rec Limits	RPD	Max RPD	Qual
1,1,1-Trichloroethane	ug/kg	<25.0	1400	1400	1310	1260	94	90	64-132	4	20	
1,1,2,2-Tetrachloroethane	ug/kg	<25.0	1400	1400	1530	1490	110	107	70-132	3	20	
1,1,2-Trichloroethane	ug/kg	<25.0	1400	1400	1510	1520	108	109	70-130	1	20	
1,1-Dichloroethane	ug/kg	<25.0	1400	1400	1310	1280	94	92	70-130	2	20	
1,1-Dichloroethene	ug/kg	<25.0	1400	1400	1380	1340	99	96	65-126	3	21	
1,2,4-Trichlorobenzene	ug/kg	<41.7	1400	1400	1420	1450	102	104	66-139	2	20	

Results presented on this page are in the units indicated by the "Units" column except where an alternate unit is presented to the right of the result.

REPORT OF LABORATORY ANALYSIS

This report shall not be reproduced, except in full,
without the written consent of Pace Analytical Services, LLC.

Pace Analytical Services, LLC
1241 Bellevue Street - Suite 9
Green Bay, WI 54302
(920)469-2436

QUALITY CONTROL DATA

Project: 60617051 SHOE FACTORY SITE
Pace Project No.: 40204467

MATRIX SPIKE & MATRIX SPIKE DUPLICATE: 2026599 2026600

Parameter	Units	40204467033 Result	MS Spike Conc.	MSD Spike Conc.	MS Result	MSD Result	MS % Rec	MSD % Rec	% Rec Limits	RPD	Max RPD	Qual
1,2-Dibromo-3-chloropropane	ug/kg	<237	1400	1400	1160	1080	83	77	47-146	7	23	
1,2-Dibromoethane (EDB)	ug/kg	<25.0	1400	1400	1400	1450	101	104	70-130	3	20	
1,2-Dichlorobenzene	ug/kg	<25.0	1400	1400	1460	1470	104	106	70-130	1	20	
1,2-Dichloroethane	ug/kg	<25.0	1400	1400	1510	1560	108	112	70-136	3	20	
1,2-Dichloropropane	ug/kg	<25.0	1400	1400	1470	1450	106	104	74-124	1	20	
1,3-Dichlorobenzene	ug/kg	<25.0	1400	1400	1410	1410	101	101	70-130	0	20	
1,4-Dichlorobenzene	ug/kg	<25.0	1400	1400	1420	1440	102	103	70-130	1	20	
Benzene	ug/kg	<25.0	1400	1400	1540	1520	109	108	70-130	1	20	
Bromodichloromethane	ug/kg	<25.0	1400	1400	1220	1230	88	88	70-130	0	20	
Bromoform	ug/kg	<25.0	1400	1400	1100	1080	79	77	47-129	2	20	
Bromomethane	ug/kg	75.1J	1400	1400	1560	1540	107	105	41-180	2	20	
Carbon tetrachloride	ug/kg	<25.0	1400	1400	1260	1210	91	87	58-133	4	20	
Chlorobenzene	ug/kg	<25.0	1400	1400	1440	1460	103	105	70-130	1	20	
Chloroethane	ug/kg	<46.4	1400	1400	2090	2000	150	143	28-197	5	20	
Chloroform	ug/kg	<47.5	1400	1400	1470	1460	105	105	80-131	1	20	
Chloromethane	ug/kg	<25.0	1400	1400	1220	1170	87	84	26-118	4	20	
cis-1,2-Dichloroethene	ug/kg	<25.0	1400	1400	1410	1400	101	101	70-130	1	20	
cis-1,3-Dichloropropene	ug/kg	<42.3	1400	1400	1200	1220	86	87	70-130	1	20	
Dibromochloromethane	ug/kg	<229	1400	1400	1190	1220	86	87	67-130	2	20	
Dichlorodifluoromethane	ug/kg	<25.0	1400	1400	706	657	51	47	12-108	7	29	
Ethylbenzene	ug/kg	91.1	1400	1400	1560	1540	106	104	80-122	2	20	
Isopropylbenzene (Cumene)	ug/kg	32.3J	1400	1400	1480	1460	104	102	70-130	2	20	
m&p-Xylene	ug/kg	233	2790	2790	3200	3140	106	104	70-130	2	20	
Methyl-tert-butyl ether	ug/kg	<25.0	1400	1400	1020	1060	73	76	70-130	4	20	
Methylene Chloride	ug/kg	<26.3	1400	1400	1630	1620	116	116	70-130	0	20	
o-Xylene	ug/kg	113	1400	1400	1550	1560	103	104	70-130	1	20	
Styrene	ug/kg	<25.0	1400	1400	1450	1460	104	104	70-130	1	20	
Tetrachloroethene	ug/kg	<38.7	1400	1400	1340	1300	96	93	70-130	3	20	
Toluene	ug/kg	123	1400	1400	1620	1600	107	106	80-121	1	20	
trans-1,2-Dichloroethene	ug/kg	<25.0	1400	1400	1290	1370	93	98	70-130	6	20	
trans-1,3-Dichloropropene	ug/kg	<25.0	1400	1400	1100	1130	79	81	70-130	3	20	
Trichloroethene	ug/kg	<25.0	1400	1400	1450	1380	104	99	70-130	5	20	
Trichlorofluoromethane	ug/kg	<25.0	1400	1400	1570	1510	112	108	60-141	4	26	
Vinyl chloride	ug/kg	<25.0	1400	1400	1290	1230	92	88	46-121	5	20	
Xylene (Total)	ug/kg	346	4190	4190	4740	4700	105	104	70-130	1	20	
4-Bromofluorobenzene (S)	%						97	100	54-126			
Dibromofluoromethane (S)	%						107	108	57-146			
Toluene-d8 (S)	%						107	107	64-134			

Results presented on this page are in the units indicated by the "Units" column except where an alternate unit is presented to the right of the result.

REPORT OF LABORATORY ANALYSIS

This report shall not be reproduced, except in full,
without the written consent of Pace Analytical Services, LLC.

Pace Analytical Services, LLC
1241 Bellevue Street - Suite 9
Green Bay, WI 54302
(920)469-2436

QUALITY CONTROL DATA

Project: 60617051 SHOE FACTORY SITE
Pace Project No.: 40204467

QC Batch: 349665 Analysis Method: EPA 8260
QC Batch Method: EPA 8260 Analysis Description: 8260 MSV
Associated Lab Samples: 40204467035, 40204467036, 40204467037, 40204467038, 40204467039, 40204467040, 40204467041, 40204467042, 40204467043, 40204467044

METHOD BLANK: 2025750 Matrix: Water
Associated Lab Samples: 40204467035, 40204467036, 40204467037, 40204467038, 40204467039, 40204467040, 40204467041, 40204467042, 40204467043, 40204467044

Parameter	Units	Blank Result	Reporting Limit	Analyzed	Qualifiers
1,1,1,2-Tetrachloroethane	ug/L	<0.27	1.0	03/11/20 08:35	
1,1,1-Trichloroethane	ug/L	<0.24	1.0	03/11/20 08:35	
1,1,2,2-Tetrachloroethane	ug/L	<0.28	1.0	03/11/20 08:35	
1,1,2-Trichloroethane	ug/L	<0.55	5.0	03/11/20 08:35	
1,1-Dichloroethane	ug/L	<0.27	1.0	03/11/20 08:35	
1,1-Dichloroethene	ug/L	<0.24	1.0	03/11/20 08:35	
1,1-Dichloropropene	ug/L	<0.54	1.8	03/11/20 08:35	
1,2,3-Trichlorobenzene	ug/L	<2.2	7.4	03/11/20 08:35	
1,2,3-Trichloropropane	ug/L	<0.59	5.0	03/11/20 08:35	
1,2,4-Trichlorobenzene	ug/L	<0.95	5.0	03/11/20 08:35	
1,2,4-Trimethylbenzene	ug/L	<0.84	2.8	03/11/20 08:35	
1,2-Dibromo-3-chloropropane	ug/L	<1.8	5.9	03/11/20 08:35	
1,2-Dibromoethane (EDB)	ug/L	<0.83	2.8	03/11/20 08:35	
1,2-Dichlorobenzene	ug/L	<0.71	2.4	03/11/20 08:35	
1,2-Dichloroethane	ug/L	<0.28	1.0	03/11/20 08:35	
1,2-Dichloropropane	ug/L	<0.28	1.0	03/11/20 08:35	
1,3,5-Trimethylbenzene	ug/L	<0.87	2.9	03/11/20 08:35	
1,3-Dichlorobenzene	ug/L	<0.63	2.1	03/11/20 08:35	
1,3-Dichloropropane	ug/L	<0.83	2.8	03/11/20 08:35	
1,4-Dichlorobenzene	ug/L	<0.94	3.1	03/11/20 08:35	
2,2-Dichloropropane	ug/L	<2.3	7.6	03/11/20 08:35	
2-Chlorotoluene	ug/L	<0.93	5.0	03/11/20 08:35	
4-Chlorotoluene	ug/L	<0.76	2.5	03/11/20 08:35	
Benzene	ug/L	<0.25	1.0	03/11/20 08:35	
Bromobenzene	ug/L	<0.24	1.0	03/11/20 08:35	
Bromochloromethane	ug/L	<0.36	5.0	03/11/20 08:35	
Bromodichloromethane	ug/L	<0.36	1.2	03/11/20 08:35	
Bromoform	ug/L	<4.0	13.2	03/11/20 08:35	
Bromomethane	ug/L	<0.97	5.0	03/11/20 08:35	
Carbon tetrachloride	ug/L	<1.6	5.5	03/11/20 08:35	
Chlorobenzene	ug/L	<0.71	2.4	03/11/20 08:35	
Chloroethane	ug/L	<1.3	5.0	03/11/20 08:35	
Chloroform	ug/L	<1.3	5.0	03/11/20 08:35	
Chloromethane	ug/L	<2.2	7.3	03/11/20 08:35	
cis-1,2-Dichloroethene	ug/L	<0.27	1.0	03/11/20 08:35	
cis-1,3-Dichloropropene	ug/L	<3.6	12.1	03/11/20 08:35	
Dibromochloromethane	ug/L	<2.6	8.7	03/11/20 08:35	
Dibromomethane	ug/L	<0.94	3.1	03/11/20 08:35	
Dichlorodifluoromethane	ug/L	<0.50	5.0	03/11/20 08:35	
Diisopropyl ether	ug/L	<1.9	6.3	03/11/20 08:35	

Results presented on this page are in the units indicated by the "Units" column except where an alternate unit is presented to the right of the result.

REPORT OF LABORATORY ANALYSIS

This report shall not be reproduced, except in full,
without the written consent of Pace Analytical Services, LLC.

Pace Analytical Services, LLC
1241 Bellevue Street - Suite 9
Green Bay, WI 54302
(920)469-2436

QUALITY CONTROL DATA

Project: 60617051 SHOE FACTORY SITE
Pace Project No.: 40204467

METHOD BLANK: 2025750 Matrix: Water
Associated Lab Samples: 40204467035, 40204467036, 40204467037, 40204467038, 40204467039, 40204467040, 40204467041, 40204467042, 40204467043, 40204467044

Parameter	Units	Blank Result	Reporting Limit	Analyzed	Qualifiers
Ethylbenzene	ug/L	<0.32	1.1	03/11/20 08:35	
Hexachloro-1,3-butadiene	ug/L	<1.5	4.9	03/11/20 08:35	
Isopropylbenzene (Cumene)	ug/L	<1.7	5.6	03/11/20 08:35	
m&p-Xylene	ug/L	<0.47	2.0	03/11/20 08:35	
Methyl-tert-butyl ether	ug/L	<1.2	4.2	03/11/20 08:35	
Methylene Chloride	ug/L	<0.58	5.0	03/11/20 08:35	
n-Butylbenzene	ug/L	<0.71	2.4	03/11/20 08:35	
n-Propylbenzene	ug/L	<0.81	5.0	03/11/20 08:35	
Naphthalene	ug/L	<1.2	5.0	03/11/20 08:35	
o-Xylene	ug/L	<0.26	1.0	03/11/20 08:35	
p-Isopropyltoluene	ug/L	<0.80	2.7	03/11/20 08:35	
sec-Butylbenzene	ug/L	<0.85	5.0	03/11/20 08:35	
Styrene	ug/L	<3.0	10.0	03/11/20 08:35	
tert-Butylbenzene	ug/L	<0.30	1.0	03/11/20 08:35	
Tetrachloroethene	ug/L	<0.33	1.1	03/11/20 08:35	
Toluene	ug/L	<0.27	0.90	03/11/20 08:35	
trans-1,2-Dichloroethene	ug/L	<1.1	3.6	03/11/20 08:35	
trans-1,3-Dichloropropene	ug/L	<4.4	14.6	03/11/20 08:35	
Trichloroethene	ug/L	<0.26	1.0	03/11/20 08:35	
Trichlorofluoromethane	ug/L	<0.21	1.0	03/11/20 08:35	
Vinyl chloride	ug/L	<0.17	1.0	03/11/20 08:35	
Xylene (Total)	ug/L	<1.5	3.0	03/11/20 08:35	
4-Bromofluorobenzene (S)	%	92	70-130	03/11/20 08:35	
Dibromofluoromethane (S)	%	106	70-130	03/11/20 08:35	
Toluene-d8 (S)	%	102	70-130	03/11/20 08:35	

LABORATORY CONTROL SAMPLE: 2025751

Parameter	Units	Spike Conc.	LCS Result	LCS % Rec	% Rec Limits	Qualifiers
1,1,1-Trichloroethane	ug/L	50	50.6	101	70-130	
1,1,2,2-Tetrachloroethane	ug/L	50	49.6	99	70-130	
1,1,2-Trichloroethane	ug/L	50	52.6	105	70-130	
1,1-Dichloroethane	ug/L	50	51.2	102	73-150	
1,1-Dichloroethene	ug/L	50	45.1	90	73-138	
1,2,4-Trichlorobenzene	ug/L	50	45.3	91	70-130	
1,2-Dibromo-3-chloropropane	ug/L	50	41.3	83	64-129	
1,2-Dibromoethane (EDB)	ug/L	50	49.0	98	70-130	
1,2-Dichlorobenzene	ug/L	50	49.3	99	70-130	
1,2-Dichloroethane	ug/L	50	54.6	109	75-140	
1,2-Dichloropropane	ug/L	50	54.7	109	73-135	
1,3-Dichlorobenzene	ug/L	50	47.7	95	70-130	
1,4-Dichlorobenzene	ug/L	50	50.0	100	70-130	
Benzene	ug/L	50	51.9	104	70-130	

Results presented on this page are in the units indicated by the "Units" column except where an alternate unit is presented to the right of the result.

REPORT OF LABORATORY ANALYSIS

This report shall not be reproduced, except in full,
without the written consent of Pace Analytical Services, LLC.

Pace Analytical Services, LLC
1241 Bellevue Street - Suite 9
Green Bay, WI 54302
(920)469-2436

QUALITY CONTROL DATA

Project: 60617051 SHOE FACTORY SITE
Pace Project No.: 40204467

LABORATORY CONTROL SAMPLE: 2025751

Parameter	Units	Spike Conc.	LCS Result	LCS % Rec	% Rec Limits	Qualifiers
Bromodichloromethane	ug/L	50	54.8	110	70-130	
Bromoform	ug/L	50	50.0	100	68-129	
Bromomethane	ug/L	50	41.9	84	18-159	
Carbon tetrachloride	ug/L	50	56.5	113	70-130	
Chlorobenzene	ug/L	50	52.0	104	70-130	
Chloroethane	ug/L	50	40.8	82	53-147	
Chloroform	ug/L	50	52.2	104	74-136	
Chloromethane	ug/L	50	28.1	56	29-115	
cis-1,2-Dichloroethene	ug/L	50	48.7	97	70-130	
cis-1,3-Dichloropropene	ug/L	50	46.1	92	70-130	
Dibromochloromethane	ug/L	50	53.0	106	70-130	
Dichlorodifluoromethane	ug/L	50	24.4	49	10-130	
Ethylbenzene	ug/L	50	52.4	105	80-124	
Isopropylbenzene (Cumene)	ug/L	50	50.7	101	70-130	
m&p-Xylene	ug/L	100	101	101	70-130	
Methyl-tert-butyl ether	ug/L	50	40.6	81	54-137	
Methylene Chloride	ug/L	50	46.0	92	73-138	
o-Xylene	ug/L	50	49.5	99	70-130	
Styrene	ug/L	50	52.1	104	70-130	
Tetrachloroethene	ug/L	50	51.7	103	70-130	
Toluene	ug/L	50	51.6	103	80-126	
trans-1,2-Dichloroethene	ug/L	50	46.7	93	73-145	
trans-1,3-Dichloropropene	ug/L	50	43.2	86	70-130	
Trichloroethene	ug/L	50	54.6	109	70-130	
Trichlorofluoromethane	ug/L	50	55.2	110	76-147	
Vinyl chloride	ug/L	50	37.1	74	51-120	
Xylene (Total)	ug/L	150	151	101	70-130	
4-Bromofluorobenzene (S)	%			103	70-130	
Dibromofluoromethane (S)	%			107	70-130	
Toluene-d8 (S)	%			103	70-130	

MATRIX SPIKE & MATRIX SPIKE DUPLICATE: 2025809 2025810

Parameter	Units	40204446009 Result	MS Spike Conc.	MSD Spike Conc.	MS Result	MSD Result	MS % Rec	MSD % Rec	% Rec Limits	RPD	Max RPD	Qual
1,1,1-Trichloroethane	ug/L	<0.24	50	50	49.9	50.7	100	101	70-130	2	20	
1,1,2,2-Tetrachloroethane	ug/L	<0.28	50	50	48.6	48.9	97	98	70-130	1	20	
1,1,2-Trichloroethane	ug/L	<0.55	50	50	51.8	52.0	104	104	70-137	0	20	
1,1-Dichloroethane	ug/L	<0.27	50	50	50.2	51.3	100	103	73-153	2	20	
1,1-Dichloroethene	ug/L	<0.24	50	50	46.4	48.0	93	96	73-138	4	20	
1,2,4-Trichlorobenzene	ug/L	<0.95	50	50	46.8	47.4	94	95	70-130	1	20	
1,2-Dibromo-3-chloropropane	ug/L	<1.8	50	50	39.9	41.7	80	83	58-129	4	20	
1,2-Dibromoethane (EDB)	ug/L	<0.83	50	50	47.5	48.7	95	97	70-130	2	20	
1,2-Dichlorobenzene	ug/L	<0.71	50	50	49.1	49.6	98	99	70-130	1	20	

Results presented on this page are in the units indicated by the "Units" column except where an alternate unit is presented to the right of the result.

REPORT OF LABORATORY ANALYSIS

This report shall not be reproduced, except in full,
without the written consent of Pace Analytical Services, LLC.

Pace Analytical Services, LLC
1241 Bellevue Street - Suite 9
Green Bay, WI 54302
(920)469-2436

QUALITY CONTROL DATA

Project: 60617051 SHOE FACTORY SITE
Pace Project No.: 40204467

MATRIX SPIKE & MATRIX SPIKE DUPLICATE: 2025809 2025810

Parameter	Units	40204446009 Result	MS Spike Conc.	MSD Spike Conc.	MS Result	MSD Result	MS % Rec	MSD % Rec	% Rec Limits	RPD	Max RPD	Qual
1,2-Dichloroethane	ug/L	<0.28	50	50	53.1	53.9	106	108	75-140	1	20	
1,2-Dichloropropane	ug/L	<0.28	50	50	53.0	55.1	106	110	71-138	4	20	
1,3-Dichlorobenzene	ug/L	<0.63	50	50	48.7	48.9	97	98	70-130	1	20	
1,4-Dichlorobenzene	ug/L	<0.94	50	50	49.8	50.6	100	101	70-130	2	20	
Benzene	ug/L	<0.25	50	50	50.6	51.6	101	103	70-130	2	20	
Bromodichloromethane	ug/L	<0.36	50	50	53.3	53.8	107	108	70-130	1	20	
Bromoform	ug/L	<4.0	50	50	48.1	48.8	96	98	68-129	2	20	
Bromomethane	ug/L	<0.97	50	50	52.0	52.3	104	105	15-170	0	20	
Carbon tetrachloride	ug/L	<1.6	50	50	55.6	56.7	111	113	70-130	2	20	
Chlorobenzene	ug/L	<0.71	50	50	51.0	51.6	102	103	70-130	1	20	
Chloroethane	ug/L	<1.3	50	50	43.8	44.6	88	89	51-148	2	20	
Chloroform	ug/L	<1.3	50	50	50.5	51.6	101	103	74-136	2	20	
Chloromethane	ug/L	<2.2	50	50	36.5	37.4	73	75	23-115	2	20	
cis-1,2-Dichloroethene	ug/L	<0.27	50	50	48.5	49.0	97	98	70-131	1	20	
cis-1,3-Dichloropropene	ug/L	<3.6	50	50	45.6	46.2	91	92	70-130	1	20	
Dibromochloromethane	ug/L	<2.6	50	50	51.2	51.9	102	104	70-130	1	20	
Dichlorodifluoromethane	ug/L	<0.50	50	50	44.2	45.3	88	91	10-132	3	20	
Ethylbenzene	ug/L	<0.32	50	50	51.5	51.9	103	104	80-125	1	20	
Isopropylbenzene (Cumene)	ug/L	<1.7	50	50	49.8	50.3	100	101	70-130	1	20	
m&p-Xylene	ug/L	<0.47	100	100	100	101	100	101	70-130	1	20	
Methyl-tert-butyl ether	ug/L	<1.2	50	50	40.2	41.1	80	82	51-145	2	20	
Methylene Chloride	ug/L	<0.58	50	50	45.4	46.0	91	92	73-140	1	20	
o-Xylene	ug/L	<0.26	50	50	48.5	48.6	97	97	70-130	0	20	
Styrene	ug/L	<3.0	50	50	51.0	51.4	102	103	70-130	1	20	
Tetrachloroethene	ug/L	<0.33	50	50	51.8	51.9	104	104	70-130	0	20	
Toluene	ug/L	<0.27	50	50	50.8	51.4	102	103	80-131	1	20	
trans-1,2-Dichloroethene	ug/L	<1.1	50	50	46.7	47.5	93	95	73-148	2	20	
trans-1,3-Dichloropropene	ug/L	<4.4	50	50	42.9	44.0	86	88	70-130	2	20	
Trichloroethene	ug/L	<0.26	50	50	53.9	55.2	108	110	70-130	2	20	
Trichlorofluoromethane	ug/L	<0.21	50	50	59.0	59.8	118	120	74-147	1	20	
Vinyl chloride	ug/L	<0.17	50	50	44.3	44.9	89	90	41-129	1	20	
Xylene (Total)	ug/L	<1.5	150	150	149	150	99	100	70-130	1	20	
4-Bromofluorobenzene (S)	%						102	100	70-130			
Dibromofluoromethane (S)	%						105	106	70-130			
Toluene-d8 (S)	%						103	102	70-130			

Results presented on this page are in the units indicated by the "Units" column except where an alternate unit is presented to the right of the result.

REPORT OF LABORATORY ANALYSIS

This report shall not be reproduced, except in full,
without the written consent of Pace Analytical Services, LLC.

Pace Analytical Services, LLC
1241 Bellevue Street - Suite 9
Green Bay, WI 54302
(920)469-2436

QUALITY CONTROL DATA

Project: 60617051 SHOE FACTORY SITE
Pace Project No.: 40204467

QC Batch: 349685
Analysis Method: EPA 8270 by SIM
QC Batch Method: EPA 3546
Analysis Description: 8270/3546 MSSV PAH by SIM
Associated Lab Samples: 40204467002, 40204467003, 40204467004, 40204467005, 40204467006, 40204467007, 40204467008, 40204467009, 40204467010, 40204467011, 40204467012, 40204467013, 40204467014, 40204467015, 40204467016, 40204467017

METHOD BLANK: 2025801
Matrix: Solid
Associated Lab Samples: 40204467002, 40204467003, 40204467004, 40204467005, 40204467006, 40204467007, 40204467008, 40204467009, 40204467010, 40204467011, 40204467012, 40204467013, 40204467014, 40204467015, 40204467016, 40204467017

Parameter	Units	Blank Result	Reporting Limit	Analyzed	Qualifiers
1-Methylnaphthalene	ug/kg	<2.4	16.7	03/12/20 08:01	
2-Methylnaphthalene	ug/kg	<2.4	16.7	03/12/20 08:01	
Acenaphthene	ug/kg	<2.2	16.7	03/12/20 08:01	
Acenaphthylene	ug/kg	<2.1	16.7	03/12/20 08:01	
Anthracene	ug/kg	<2.1	16.7	03/12/20 08:01	
Benzo(a)anthracene	ug/kg	<2.2	16.7	03/12/20 08:01	
Benzo(a)pyrene	ug/kg	<1.9	16.7	03/12/20 08:01	
Benzo(b)fluoranthene	ug/kg	<2.3	16.7	03/12/20 08:01	
Benzo(g,h,i)perylene	ug/kg	<2.9	16.7	03/12/20 08:01	
Benzo(k)fluoranthene	ug/kg	<2.1	16.7	03/12/20 08:01	
Chrysene	ug/kg	<3.2	16.7	03/12/20 08:01	
Dibenz(a,h)anthracene	ug/kg	<2.3	16.7	03/12/20 08:01	
Fluoranthene	ug/kg	<2.0	16.7	03/12/20 08:01	
Fluorene	ug/kg	<2.0	16.7	03/12/20 08:01	
Indeno(1,2,3-cd)pyrene	ug/kg	<3.5	16.7	03/12/20 08:01	
Naphthalene	ug/kg	<1.6	16.7	03/12/20 08:01	
Phenanthrene	ug/kg	<1.9	16.7	03/12/20 08:01	
Pyrene	ug/kg	<2.5	16.7	03/12/20 08:01	
2-Fluorobiphenyl (S)	%	84	42-92	03/12/20 08:01	
Terphenyl-d14 (S)	%	86	40-92	03/12/20 08:01	

LABORATORY CONTROL SAMPLE: 2025802

Parameter	Units	Spike Conc.	LCS Result	LCS % Rec	% Rec Limits	Qualifiers
1-Methylnaphthalene	ug/kg	333	259	78	58-101	
2-Methylnaphthalene	ug/kg	333	250	75	59-101	
Acenaphthene	ug/kg	333	261	78	62-97	
Acenaphthylene	ug/kg	333	269	81	67-102	
Anthracene	ug/kg	333	302	91	69-120	
Benzo(a)anthracene	ug/kg	333	221	66	59-101	
Benzo(a)pyrene	ug/kg	333	314	94	70-110	
Benzo(b)fluoranthene	ug/kg	333	246	74	66-111	
Benzo(g,h,i)perylene	ug/kg	333	248	74	64-106	
Benzo(k)fluoranthene	ug/kg	333	330	99	65-108	
Chrysene	ug/kg	333	298	89	61-102	
Dibenz(a,h)anthracene	ug/kg	333	275	83	64-120	

Results presented on this page are in the units indicated by the "Units" column except where an alternate unit is presented to the right of the result.

REPORT OF LABORATORY ANALYSIS

This report shall not be reproduced, except in full,
without the written consent of Pace Analytical Services, LLC.

Pace Analytical Services, LLC
1241 Bellevue Street - Suite 9
Green Bay, WI 54302
(920)469-2436

QUALITY CONTROL DATA

Project: 60617051 SHOE FACTORY SITE
Pace Project No.: 40204467

LABORATORY CONTROL SAMPLE: 2025802

Parameter	Units	Spike Conc.	LCS Result	LCS % Rec	% Rec Limits	Qualifiers
Fluoranthene	ug/kg	333	281	84	69-120	
Fluorene	ug/kg	333	284	85	70-99	
Indeno(1,2,3-cd)pyrene	ug/kg	333	278	83	66-120	
Naphthalene	ug/kg	333	241	72	60-95	
Phenanthrene	ug/kg	333	243	73	66-98	
Pyrene	ug/kg	333	249	75	63-120	
2-Fluorobiphenyl (S)	%			80	42-92	
Terphenyl-d14 (S)	%			78	40-92	

MATRIX SPIKE & MATRIX SPIKE DUPLICATE: 2025803 2025804

Parameter	Units	40204474020 Result	MS Spike Conc.	MSD Spike Conc.	MS Result	MSD Result	MS % Rec	MSD % Rec	% Rec Limits	RPD	Max RPD	Qual
1-Methylnaphthalene	ug/kg	<2.9	391	391	270	288	69	74	48-101	7	25	
2-Methylnaphthalene	ug/kg	<2.9	391	391	260	279	67	71	46-101	7	21	
Acenaphthene	ug/kg	<2.5	391	391	278	297	71	76	52-97	7	20	
Acenaphthylene	ug/kg	<2.5	391	391	283	302	72	77	51-102	6	20	
Anthracene	ug/kg	<2.4	391	391	297	323	76	82	54-120	8	20	
Benzo(a)anthracene	ug/kg	<2.5	391	391	228	242	58	62	34-101	6	22	
Benzo(a)pyrene	ug/kg	<2.2	391	391	317	341	81	87	46-110	7	25	
Benzo(b)fluoranthene	ug/kg	<2.7	391	391	247	263	63	67	40-111	6	23	
Benzo(g,h,i)perylene	ug/kg	<3.4	391	391	260	280	66	71	40-120	7	24	
Benzo(k)fluoranthene	ug/kg	<2.5	391	391	327	352	84	90	47-108	7	24	
Chrysene	ug/kg	4.1J	391	391	296	320	75	81	35-115	8	20	
Dibenz(a,h)anthracene	ug/kg	<2.7	391	391	287	303	73	77	46-120	5	21	
Fluoranthene	ug/kg	<2.3	391	391	297	316	76	81	52-120	6	23	
Fluorene	ug/kg	<2.4	391	391	290	314	74	80	54-99	8	20	
Indeno(1,2,3-cd)pyrene	ug/kg	<4.1	391	391	287	307	73	79	46-120	7	22	
Naphthalene	ug/kg	<1.9	391	391	260	270	66	69	46-95	4	23	
Phenanthrene	ug/kg	<2.2	391	391	255	271	65	69	51-98	6	20	
Pyrene	ug/kg	<2.9	391	391	259	278	66	71	46-120	7	24	
2-Fluorobiphenyl (S)	%						70	72	42-92			
Terphenyl-d14 (S)	%						65	65	40-92			

Results presented on this page are in the units indicated by the "Units" column except where an alternate unit is presented to the right of the result.

REPORT OF LABORATORY ANALYSIS

This report shall not be reproduced, except in full,
without the written consent of Pace Analytical Services, LLC.

Pace Analytical Services, LLC
1241 Bellevue Street - Suite 9
Green Bay, WI 54302
(920)469-2436

QUALITY CONTROL DATA

Project: 60617051 SHOE FACTORY SITE
Pace Project No.: 40204467

QC Batch: 349799 Analysis Method: EPA 8270 by SIM
QC Batch Method: EPA 3546 Analysis Description: 8270/3546 MSSV PAH by SIM
Associated Lab Samples: 40204467018, 40204467019, 40204467020, 40204467021, 40204467022, 40204467023, 40204467024, 40204467025, 40204467026, 40204467027, 40204467028, 40204467029, 40204467030, 40204467031, 40204467032, 40204467033

METHOD BLANK: 2026469 Matrix: Solid
Associated Lab Samples: 40204467018, 40204467019, 40204467020, 40204467021, 40204467022, 40204467023, 40204467024, 40204467025, 40204467026, 40204467027, 40204467028, 40204467029, 40204467030, 40204467031, 40204467032, 40204467033

Parameter	Units	Blank Result	Reporting Limit	Analyzed	Qualifiers
1-Methylnaphthalene	ug/kg	<2.4	16.7	03/12/20 11:14	
2-Methylnaphthalene	ug/kg	<2.4	16.7	03/12/20 11:14	
Acenaphthene	ug/kg	<2.2	16.7	03/12/20 11:14	
Acenaphthylene	ug/kg	<2.1	16.7	03/12/20 11:14	
Anthracene	ug/kg	<2.1	16.7	03/12/20 11:14	
Benzo(a)anthracene	ug/kg	<2.2	16.7	03/12/20 11:14	
Benzo(a)pyrene	ug/kg	<1.9	16.7	03/12/20 11:14	
Benzo(b)fluoranthene	ug/kg	<2.3	16.7	03/12/20 11:14	
Benzo(g,h,i)perylene	ug/kg	<2.9	16.7	03/12/20 11:14	
Benzo(k)fluoranthene	ug/kg	<2.1	16.7	03/12/20 11:14	
Chrysene	ug/kg	<3.1	16.7	03/12/20 11:14	
Dibenz(a,h)anthracene	ug/kg	<2.3	16.7	03/12/20 11:14	
Fluoranthene	ug/kg	<2.0	16.7	03/12/20 11:14	
Fluorene	ug/kg	<2.0	16.7	03/12/20 11:14	
Indeno(1,2,3-cd)pyrene	ug/kg	<3.5	16.7	03/12/20 11:14	
Naphthalene	ug/kg	<1.6	16.7	03/12/20 11:14	
Phenanthrene	ug/kg	<1.9	16.7	03/12/20 11:14	
Pyrene	ug/kg	<2.5	16.7	03/12/20 11:14	
2-Fluorobiphenyl (S)	%	67	42-92	03/12/20 11:14	
Terphenyl-d14 (S)	%	77	40-92	03/12/20 11:14	

LABORATORY CONTROL SAMPLE: 2026470

Parameter	Units	Spike Conc.	LCS Result	LCS % Rec	% Rec Limits	Qualifiers
1-Methylnaphthalene	ug/kg	333	256	77	58-101	
2-Methylnaphthalene	ug/kg	333	244	73	59-101	
Acenaphthene	ug/kg	333	273	82	62-97	
Acenaphthylene	ug/kg	333	272	82	67-102	
Anthracene	ug/kg	333	315	95	69-120	
Benzo(a)anthracene	ug/kg	333	229	69	59-101	
Benzo(a)pyrene	ug/kg	333	327	98	70-110	
Benzo(b)fluoranthene	ug/kg	333	268	80	66-111	
Benzo(g,h,i)perylene	ug/kg	333	260	78	64-106	
Benzo(k)fluoranthene	ug/kg	333	335	100	65-108	
Chrysene	ug/kg	333	315	94	61-102	
Dibenz(a,h)anthracene	ug/kg	333	286	86	64-120	

Results presented on this page are in the units indicated by the "Units" column except where an alternate unit is presented to the right of the result.

REPORT OF LABORATORY ANALYSIS

This report shall not be reproduced, except in full,
without the written consent of Pace Analytical Services, LLC.

Pace Analytical Services, LLC
1241 Bellevue Street - Suite 9
Green Bay, WI 54302
(920)469-2436

QUALITY CONTROL DATA

Project: 60617051 SHOE FACTORY SITE
Pace Project No.: 40204467

LABORATORY CONTROL SAMPLE: 2026470

Parameter	Units	Spike Conc.	LCS Result	LCS % Rec	% Rec Limits	Qualifiers
Fluoranthene	ug/kg	333	294	88	69-120	
Fluorene	ug/kg	333	290	87	70-99	
Indeno(1,2,3-cd)pyrene	ug/kg	333	289	87	66-120	
Naphthalene	ug/kg	333	236	71	60-95	
Phenanthrene	ug/kg	333	249	75	66-98	
Pyrene	ug/kg	333	262	78	63-120	
2-Fluorobiphenyl (S)	%			82	42-92	
Terphenyl-d14 (S)	%			82	40-92	

MATRIX SPIKE & MATRIX SPIKE DUPLICATE: 2026471 2026472

Parameter	Units	40204467019 Result	MS Spike Conc.	MSD Spike Conc.	MS Result	MSD Result	MS % Rec	MSD % Rec	% Rec Limits	RPD	Max RPD	Qual
1-Methylnaphthalene	ug/kg	<2.8	376	376	296	295	79	78	48-101	0	25	
2-Methylnaphthalene	ug/kg	<2.8	376	376	268	266	71	71	46-101	1	21	
Acenaphthene	ug/kg	<2.4	376	376	282	291	75	77	52-97	3	20	
Acenaphthylene	ug/kg	<2.4	376	376	282	292	75	78	51-102	4	20	
Anthracene	ug/kg	<2.3	376	376	316	336	84	89	54-120	6	20	
Benzo(a)anthracene	ug/kg	<2.4	376	376	215	224	57	60	34-101	4	22	
Benzo(a)pyrene	ug/kg	<2.1	376	376	323	342	86	91	46-110	6	25	
Benzo(b)fluoranthene	ug/kg	<2.6	376	376	250	261	66	69	40-111	5	23	
Benzo(g,h,i)perylene	ug/kg	<3.3	376	376	257	266	68	71	40-120	4	24	
Benzo(k)fluoranthene	ug/kg	<2.4	376	376	341	353	90	94	47-108	4	24	
Chrysene	ug/kg	<3.6	376	376	315	332	84	88	35-115	5	20	
Dibenz(a,h)anthracene	ug/kg	<2.6	376	376	284	293	75	78	46-120	3	21	
Fluoranthene	ug/kg	<2.2	376	376	290	300	77	80	52-120	3	23	
Fluorene	ug/kg	<2.3	376	376	298	305	79	81	54-99	2	20	
Indeno(1,2,3-cd)pyrene	ug/kg	<3.9	376	376	287	297	76	79	46-120	3	22	
Naphthalene	ug/kg	<1.8	376	376	256	254	68	68	46-95	1	23	
Phenanthrene	ug/kg	<2.2	376	376	250	254	66	67	51-98	1	20	
Pyrene	ug/kg	<2.8	376	376	260	268	69	71	46-120	3	24	
2-Fluorobiphenyl (S)	%						76	74	42-92			
Terphenyl-d14 (S)	%						71	70	40-92			

Results presented on this page are in the units indicated by the "Units" column except where an alternate unit is presented to the right of the result.

REPORT OF LABORATORY ANALYSIS

This report shall not be reproduced, except in full,
without the written consent of Pace Analytical Services, LLC.

Pace Analytical Services, LLC
1241 Bellevue Street - Suite 9
Green Bay, WI 54302
(920)469-2436

QUALITY CONTROL DATA

Project: 60617051 SHOE FACTORY SITE
Pace Project No.: 40204467

QC Batch: 350036
QC Batch Method: EPA 3546
Analysis Method: EPA 8270 by SIM
Analysis Description: 8270/3546 MSSV PAH by SIM
Associated Lab Samples: 40204467034

METHOD BLANK: 2028017
Matrix: Solid
Associated Lab Samples: 40204467034

Parameter	Units	Blank Result	Reporting Limit	Analyzed	Qualifiers
1-Methylnaphthalene	ug/kg	<2.4	16.7	03/17/20 08:20	
2-Methylnaphthalene	ug/kg	<2.4	16.7	03/17/20 08:20	
Acenaphthene	ug/kg	<2.2	16.7	03/17/20 08:20	
Acenaphthylene	ug/kg	<2.1	16.7	03/17/20 08:20	
Anthracene	ug/kg	<2.1	16.7	03/17/20 08:20	
Benzo(a)anthracene	ug/kg	<2.2	16.7	03/17/20 08:20	
Benzo(a)pyrene	ug/kg	<1.9	16.7	03/17/20 08:20	
Benzo(b)fluoranthene	ug/kg	<2.3	16.7	03/17/20 08:20	
Benzo(g,h,i)perylene	ug/kg	<2.9	16.7	03/17/20 08:20	
Benzo(k)fluoranthene	ug/kg	<2.1	16.7	03/17/20 08:20	
Chrysene	ug/kg	<3.1	16.7	03/17/20 08:20	
Dibenz(a,h)anthracene	ug/kg	<2.3	16.7	03/17/20 08:20	
Fluoranthene	ug/kg	<2.0	16.7	03/17/20 08:20	
Fluorene	ug/kg	<2.0	16.7	03/17/20 08:20	
Indeno(1,2,3-cd)pyrene	ug/kg	<3.5	16.7	03/17/20 08:20	
Naphthalene	ug/kg	<1.6	16.7	03/17/20 08:20	
Phenanthrene	ug/kg	<1.9	16.7	03/17/20 08:20	
Pyrene	ug/kg	<2.5	16.7	03/17/20 08:20	
2-Fluorobiphenyl (S)	%	73	42-92	03/17/20 08:20	
Terphenyl-d14 (S)	%	84	40-92	03/17/20 08:20	

LABORATORY CONTROL SAMPLE: 2028018

Parameter	Units	Spike Conc.	LCS Result	LCS % Rec	% Rec Limits	Qualifiers
1-Methylnaphthalene	ug/kg	333	276	83	58-101	
2-Methylnaphthalene	ug/kg	333	261	78	59-101	
Acenaphthene	ug/kg	333	271	81	62-97	
Acenaphthylene	ug/kg	333	277	83	67-102	
Anthracene	ug/kg	333	306	92	69-120	
Benzo(a)anthracene	ug/kg	333	234	70	59-101	
Benzo(a)pyrene	ug/kg	333	314	94	70-110	
Benzo(b)fluoranthene	ug/kg	333	263	79	66-111	
Benzo(g,h,i)perylene	ug/kg	333	249	75	64-106	
Benzo(k)fluoranthene	ug/kg	333	317	95	65-108	
Chrysene	ug/kg	333	299	90	61-102	
Dibenz(a,h)anthracene	ug/kg	333	277	83	64-120	
Fluoranthene	ug/kg	333	289	87	69-120	
Fluorene	ug/kg	333	290	87	70-99	
Indeno(1,2,3-cd)pyrene	ug/kg	333	281	84	66-120	
Naphthalene	ug/kg	333	247	74	60-95	

Results presented on this page are in the units indicated by the "Units" column except where an alternate unit is presented to the right of the result.

REPORT OF LABORATORY ANALYSIS

This report shall not be reproduced, except in full,
without the written consent of Pace Analytical Services, LLC.

Pace Analytical Services, LLC
1241 Bellevue Street - Suite 9
Green Bay, WI 54302
(920)469-2436

QUALITY CONTROL DATA

Project: 60617051 SHOE FACTORY SITE
Pace Project No.: 40204467

LABORATORY CONTROL SAMPLE: 2028018

Parameter	Units	Spike Conc.	LCS Result	LCS % Rec	% Rec Limits	Qualifiers
Phenanthrene	ug/kg	333	251	75	66-98	
Pyrene	ug/kg	333	235	71	63-120	
2-Fluorobiphenyl (S)	%			82	42-92	
Terphenyl-d14 (S)	%			79	40-92	

MATRIX SPIKE & MATRIX SPIKE DUPLICATE: 2028019 2028020

Parameter	Units	40204559004 Result	MS Spike Conc.	MSD Spike Conc.	MS Result	MSD Result	MS % Rec	MSD % Rec	% Rec Limits	RPD	Max RPD	Qual
1-Methylnaphthalene	ug/kg	<2.4	334	333	276	276	83	83	48-101	0	25	
2-Methylnaphthalene	ug/kg	<2.4	334	333	246	264	74	79	46-101	7	21	
Acenaphthene	ug/kg	<2.2	334	333	255	272	76	82	52-97	7	20	
Acenaphthylene	ug/kg	<2.1	334	333	256	278	77	83	51-102	8	20	
Anthracene	ug/kg	<2.1	334	333	284	303	85	91	54-120	7	20	
Benzo(a)anthracene	ug/kg	<2.2	334	333	218	231	65	69	34-101	6	22	
Benzo(a)pyrene	ug/kg	<1.9	334	333	293	317	88	95	46-110	8	25	
Benzo(b)fluoranthene	ug/kg	<2.3	334	333	227	240	68	72	40-111	6	23	
Benzo(g,h,i)perylene	ug/kg	<2.9	334	333	233	248	70	74	40-120	6	24	
Benzo(k)fluoranthene	ug/kg	<2.1	334	333	307	331	92	99	47-108	7	24	
Chrysene	ug/kg	<3.2	334	333	267	290	80	87	35-115	8	20	
Dibenz(a,h)anthracene	ug/kg	<2.3	334	333	256	274	77	82	46-120	7	21	
Fluoranthene	ug/kg	<2.0	334	333	275	292	82	88	52-120	6	23	
Fluorene	ug/kg	<2.0	334	333	270	289	81	87	54-99	7	20	
Indeno(1,2,3-cd)pyrene	ug/kg	<3.5	334	333	260	278	78	83	46-120	7	22	
Naphthalene	ug/kg	<1.6	334	333	224	242	67	73	46-95	8	23	
Phenanthrene	ug/kg	<1.9	334	333	235	250	70	75	51-98	6	20	
Pyrene	ug/kg	<2.5	334	333	241	257	72	77	46-120	7	24	
2-Fluorobiphenyl (S)	%						77	81	42-92			
Terphenyl-d14 (S)	%						73	76	40-92			

Results presented on this page are in the units indicated by the "Units" column except where an alternate unit is presented to the right of the result.

REPORT OF LABORATORY ANALYSIS

This report shall not be reproduced, except in full,
without the written consent of Pace Analytical Services, LLC.

Pace Analytical Services, LLC
1241 Bellevue Street - Suite 9
Green Bay, WI 54302
(920)469-2436

QUALITY CONTROL DATA

Project: 60617051 SHOE FACTORY SITE
Pace Project No.: 40204467

QC Batch: 349693
QC Batch Method: EPA 3510
Analysis Method: EPA 8270 by HVI
Analysis Description: 8270 Water PAH by HVI
Associated Lab Samples: 40204467042

METHOD BLANK: 2025831 Matrix: Water
Associated Lab Samples: 40204467042

Parameter	Units	Blank Result	Reporting Limit	Analyzed	Qualifiers
1-Methylnaphthalene	ug/L	<0.0059	0.030	03/11/20 12:21	
2-Methylnaphthalene	ug/L	<0.0049	0.024	03/11/20 12:21	
Acenaphthene	ug/L	<0.0061	0.030	03/11/20 12:21	
Acenaphthylene	ug/L	<0.0050	0.025	03/11/20 12:21	
Anthracene	ug/L	<0.010	0.052	03/11/20 12:21	
Benzo(a)anthracene	ug/L	<0.0076	0.038	03/11/20 12:21	
Benzo(a)pyrene	ug/L	<0.011	0.053	03/11/20 12:21	
Benzo(b)fluoranthene	ug/L	<0.0057	0.029	03/11/20 12:21	
Benzo(g,h,i)perylene	ug/L	<0.0068	0.034	03/11/20 12:21	
Benzo(k)fluoranthene	ug/L	<0.0076	0.038	03/11/20 12:21	
Chrysene	ug/L	<0.013	0.065	03/11/20 12:21	
Dibenz(a,h)anthracene	ug/L	<0.010	0.050	03/11/20 12:21	
Fluoranthene	ug/L	<0.011	0.053	03/11/20 12:21	
Fluorene	ug/L	<0.0080	0.040	03/11/20 12:21	
Indeno(1,2,3-cd)pyrene	ug/L	<0.018	0.088	03/11/20 12:21	
Naphthalene	ug/L	<0.018	0.092	03/11/20 12:21	
Phenanthrene	ug/L	<0.014	0.069	03/11/20 12:21	
Pyrene	ug/L	<0.0076	0.038	03/11/20 12:21	
2-Fluorobiphenyl (S)	%	71	39-120	03/11/20 12:21	
Terphenyl-d14 (S)	%	115	10-159	03/11/20 12:21	

LABORATORY CONTROL SAMPLE: 2025832

Parameter	Units	Spike Conc.	LCS Result	LCS % Rec	% Rec Limits	Qualifiers
1-Methylnaphthalene	ug/L	2	1.0	50	37-120	
2-Methylnaphthalene	ug/L	2	1.1	53	38-120	
Acenaphthene	ug/L	2	1.4	71	49-120	
Acenaphthylene	ug/L	2	1.4	70	43-85	
Anthracene	ug/L	2	2.0	98	57-110	
Benzo(a)anthracene	ug/L	2	1.4	72	47-118	
Benzo(a)pyrene	ug/L	2	1.9	94	70-120	
Benzo(b)fluoranthene	ug/L	2	1.5	73	54-97	
Benzo(g,h,i)perylene	ug/L	2	0.91	45	26-74	
Benzo(k)fluoranthene	ug/L	2	2.1	106	73-126	
Chrysene	ug/L	2	2.4	120	75-151	
Dibenz(a,h)anthracene	ug/L	2	0.68	34	13-72	
Fluoranthene	ug/L	2	1.7	86	63-120	
Fluorene	ug/L	2	1.5	77	53-120	
Indeno(1,2,3-cd)pyrene	ug/L	2	1.4	72	51-101	
Naphthalene	ug/L	2	1.1	56	41-120	

Results presented on this page are in the units indicated by the "Units" column except where an alternate unit is presented to the right of the result.

REPORT OF LABORATORY ANALYSIS

This report shall not be reproduced, except in full,
without the written consent of Pace Analytical Services, LLC.

Pace Analytical Services, LLC
1241 Bellevue Street - Suite 9
Green Bay, WI 54302
(920)469-2436

QUALITY CONTROL DATA

Project: 60617051 SHOE FACTORY SITE
Pace Project No.: 40204467

LABORATORY CONTROL SAMPLE: 2025832

Parameter	Units	Spike Conc.	LCS Result	LCS % Rec	% Rec Limits	Qualifiers
Phenanthrene	ug/L	2	1.4	70	47-100	
Pyrene	ug/L	2	1.9	97	70-128	
2-Fluorobiphenyl (S)	%			67	39-120	
Terphenyl-d14 (S)	%			117	10-159	

MATRIX SPIKE & MATRIX SPIKE DUPLICATE: 2025833 2025834

Parameter	Units	40204446001 Result	MS Spike Conc.	MSD Spike Conc.	MS Result	MSD Result	MS % Rec	MSD % Rec	% Rec Limits	RPD	Max RPD	Qual
1-Methylnaphthalene	ug/L	0.0055J	1.8	1.8	0.86	0.92	47	52	16-120	7	28	
2-Methylnaphthalene	ug/L	<0.0043	1.8	1.8	0.88	0.96	49	55	29-120	9	31	
Acenaphthene	ug/L	<0.0053	1.8	1.8	1.2	1.2	66	70	33-120	4	30	
Acenaphthylene	ug/L	<0.0044	1.8	1.8	1.1	1.1	61	65	21-85	4	26	
Anthracene	ug/L	<0.0092	1.8	1.8	1.3	1.3	74	71	16-114	6	36	
Benzo(a)anthracene	ug/L	<0.0066	1.8	1.8	0.69	0.70	38	40	10-118	1	35	
Benzo(a)pyrene	ug/L	<0.0092	1.8	1.8	0.90	0.73	50	41	10-120	20	37	
Benzo(b)fluoranthene	ug/L	<0.0050	1.8	1.8	0.99	0.98	55	55	10-97	1	36	
Benzo(g,h,i)perylene	ug/L	0.0062J	1.8	1.8	0.41	0.36	22	20	10-74	13	45	
Benzo(k)fluoranthene	ug/L	<0.0066	1.8	1.8	1.2	1.2	68	66	10-126	5	41	
Chrysene	ug/L	<0.011	1.8	1.8	2.0	1.9	114	107	10-161	8	30	
Dibenz(a,h)anthracene	ug/L	<0.0088	1.8	1.8	0.34	0.28	18	15	10-72	21	50	
Fluoranthene	ug/L	<0.0094	1.8	1.8	1.4	1.4	75	77	35-120	1	33	
Fluorene	ug/L	<0.0070	1.8	1.8	1.2	1.3	69	74	17-120	5	33	
Indeno(1,2,3-cd)pyrene	ug/L	<0.015	1.8	1.8	0.72	0.67	39	37	10-101	7	41	
Naphthalene	ug/L	<0.016	1.8	1.8	0.96	1.1	53	60	24-120	11	30	
Phenanthrene	ug/L	<0.012	1.8	1.8	1.1	1.2	62	65	15-100	2	30	
Pyrene	ug/L	<0.0067	1.8	1.8	1.6	1.6	90	88	14-137	4	31	
2-Fluorobiphenyl (S)	%						62	68	39-120			
Terphenyl-d14 (S)	%						100	102	10-159			

Results presented on this page are in the units indicated by the "Units" column except where an alternate unit is presented to the right of the result.

REPORT OF LABORATORY ANALYSIS

This report shall not be reproduced, except in full,
without the written consent of Pace Analytical Services, LLC.

Pace Analytical Services, LLC
1241 Bellevue Street - Suite 9
Green Bay, WI 54302
(920)469-2436

QUALITY CONTROL DATA

Project: 60617051 SHOE FACTORY SITE
Pace Project No.: 40204467

QC Batch: 349741 Analysis Method: ASTM D2974-87
QC Batch Method: ASTM D2974-87 Analysis Description: Dry Weight/Percent Moisture
Associated Lab Samples: 40204467002, 40204467003, 40204467004

SAMPLE DUPLICATE: 2026171

Parameter	Units	40204508001 Result	Dup Result	RPD	Max RPD	Qualifiers
Percent Moisture	%	7.7	7.9	3	10	

Results presented on this page are in the units indicated by the "Units" column except where an alternate unit is presented to the right of the result.

REPORT OF LABORATORY ANALYSIS

This report shall not be reproduced, except in full,
without the written consent of Pace Analytical Services, LLC.

Pace Analytical Services, LLC
1241 Bellevue Street - Suite 9
Green Bay, WI 54302
(920)469-2436

QUALITY CONTROL DATA

Project: 60617051 SHOE FACTORY SITE
Pace Project No.: 40204467

QC Batch: 349942 Analysis Method: ASTM D2974-87
QC Batch Method: ASTM D2974-87 Analysis Description: Dry Weight/Percent Moisture
Associated Lab Samples: 40204467005, 40204467006, 40204467007, 40204467008

SAMPLE DUPLICATE: 2027299

Parameter	Units	40204660001 Result	Dup Result	RPD	Max RPD	Qualifiers
Percent Moisture	%	7.5	6.8	9	10	

Results presented on this page are in the units indicated by the "Units" column except where an alternate unit is presented to the right of the result.

REPORT OF LABORATORY ANALYSIS

This report shall not be reproduced, except in full,
without the written consent of Pace Analytical Services, LLC.

Pace Analytical Services, LLC
1241 Bellevue Street - Suite 9
Green Bay, WI 54302
(920)469-2436

QUALITY CONTROL DATA

Project: 60617051 SHOE FACTORY SITE
Pace Project No.: 40204467

QC Batch: 349949 Analysis Method: ASTM D2974-87
QC Batch Method: ASTM D2974-87 Analysis Description: Dry Weight/Percent Moisture
Associated Lab Samples: 40204467009, 40204467010, 40204467011, 40204467012, 40204467013, 40204467014, 40204467015, 40204467016, 40204467017, 40204467018, 40204467019, 40204467020, 40204467021, 40204467022, 40204467023, 40204467024, 40204467025, 40204467026, 40204467027, 40204467028

SAMPLE DUPLICATE: 2027427

Parameter	Units	40204467024 Result	Dup Result	RPD	Max RPD	Qualifiers
Percent Moisture	%	27.2	27.2	0	10	

Results presented on this page are in the units indicated by the "Units" column except where an alternate unit is presented to the right of the result.

REPORT OF LABORATORY ANALYSIS

This report shall not be reproduced, except in full,
without the written consent of Pace Analytical Services, LLC.

Pace Analytical Services, LLC
1241 Bellevue Street - Suite 9
Green Bay, WI 54302
(920)469-2436

QUALITY CONTROL DATA

Project: 60617051 SHOE FACTORY SITE
Pace Project No.: 40204467

QC Batch: 349984 Analysis Method: ASTM D2974-87
QC Batch Method: ASTM D2974-87 Analysis Description: Dry Weight/Percent Moisture
Associated Lab Samples: 40204467029, 40204467030, 40204467034

SAMPLE DUPLICATE: 2027756

Parameter	Units	40204537001 Result	Dup Result	RPD	Max RPD	Qualifiers
Percent Moisture	%	18.9	19.1	1	10	

Results presented on this page are in the units indicated by the "Units" column except where an alternate unit is presented to the right of the result.

REPORT OF LABORATORY ANALYSIS

This report shall not be reproduced, except in full,
without the written consent of Pace Analytical Services, LLC.

Pace Analytical Services, LLC
1241 Bellevue Street - Suite 9
Green Bay, WI 54302
(920)469-2436

QUALITY CONTROL DATA

Project: 60617051 SHOE FACTORY SITE
Pace Project No.: 40204467

QC Batch: 349998 Analysis Method: ASTM D2974-87
QC Batch Method: ASTM D2974-87 Analysis Description: Dry Weight/Percent Moisture
Associated Lab Samples: 40204467031, 40204467032, 40204467033

SAMPLE DUPLICATE: 2027917

Parameter	Units	40204467032 Result	Dup Result	RPD	Max RPD	Qualifiers
Percent Moisture	%	22.1	23.2	5	10	

Results presented on this page are in the units indicated by the "Units" column except where an alternate unit is presented to the right of the result.

REPORT OF LABORATORY ANALYSIS

This report shall not be reproduced, except in full,
without the written consent of Pace Analytical Services, LLC.

Pace Analytical Services, LLC
1241 Bellevue Street - Suite 9
Green Bay, WI 54302
(920)469-2436

QUALIFIERS

Project: 60617051 SHOE FACTORY SITE
Pace Project No.: 40204467

DEFINITIONS

DF - Dilution Factor, if reported, represents the factor applied to the reported data due to dilution of the sample aliquot.

ND - Not Detected at or above LOD.

J - Estimated concentration at or above the LOD and below the LOQ.

LOD - Limit of Detection adjusted for dilution factor, percent moisture, initial weight and final volume.

LOQ - Limit of Quantitation adjusted for dilution factor, percent moisture, initial weight and final volume.

S - Surrogate

1,2-Diphenylhydrazine decomposes to and cannot be separated from Azobenzene using Method 8270. The result for each analyte is a combined concentration.

Consistent with EPA guidelines, unrounded data are displayed and have been used to calculate % recovery and RPD values.

LCS(D) - Laboratory Control Sample (Duplicate)

MS(D) - Matrix Spike (Duplicate)

DUP - Sample Duplicate

RPD - Relative Percent Difference

NC - Not Calculable.

SG - Silica Gel - Clean-Up

U - Indicates the compound was analyzed for, but not detected at or above the adjusted LOD.

N-Nitrosodiphenylamine decomposes and cannot be separated from Diphenylamine using Method 8270. The result reported for each analyte is a combined concentration.

Pace Analytical is TNI accredited. Contact your Pace PM for the current list of accredited analytes.

TNI - The NELAC Institute.

LABORATORIES

PASI-G	Pace Analytical Services - Green Bay

ANALYTE QUALIFIERS

B	Analyte was detected in the associated method blank.
D3	Sample was diluted due to the presence of high levels of non-target analytes or other matrix interference.
M0	Matrix spike recovery and/or matrix spike duplicate recovery was outside laboratory control limits.
S3	Surrogate recovery exceeded laboratory control limits. Analyte presence below reporting limits in associated sample.
S4	Surrogate recovery not evaluated against control limits due to sample dilution.
W	Non-detect results are reported on a wet weight basis.

This report shall not be reproduced, except in full,
without the written consent of Pace Analytical Services, LLC.

Pace Analytical Services, LLC
1241 Bellevue Street - Suite 9
Green Bay, WI 54302
(920)469-2436

QUALITY CONTROL DATA CROSS REFERENCE TABLE

Project: 60617051 SHOE FACTORY SITE
Pace Project No.: 40204467

Lab ID	Sample ID	QC Batch Method	QC Batch	Analytical Method	Analytical Batch
40204467002	SP-102/1-2	EPA 3050	349675	EPA 6010	349743
40204467003	SP-102/ 4-5	EPA 3050	349675	EPA 6010	349743
40204467004	SP-101/ 1-2	EPA 3050	349675	EPA 6010	349743
40204467005	SP-101/ 4-5	EPA 3050	349675	EPA 6010	349743
40204467006	SP-103/ 1.5-2.5	EPA 3050	349675	EPA 6010	349743
40204467007	SP-103/ 4-5	EPA 3050	349675	EPA 6010	349743
40204467008	SP-115/ 4-5	EPA 3050	349675	EPA 6010	349743
40204467009	SP-115/ 6-7	EPA 3050	349675	EPA 6010	349743
40204467010	SP-104/ 4-5	EPA 3050	349675	EPA 6010	349743
40204467011	SP-104/ 9-10	EPA 3050	349675	EPA 6010	349743
40204467012	SP-104/ 13-14	EPA 3050	349675	EPA 6010	349743
40204467013	SP-107/ 2-3	EPA 3050	349675	EPA 6010	349743
40204467014	SP-107/ 4-5	EPA 3050	349675	EPA 6010	349743
40204467015	SP-109/ 1-2	EPA 3050	349675	EPA 6010	349743
40204467016	SP-109/ 4-5	EPA 3050	349675	EPA 6010	349743
40204467017	SP-116/ 1-2	EPA 3050	349675	EPA 6010	349743
40204467018	SP-116/ 4-5	EPA 3050	349675	EPA 6010	349743
40204467019	SP-113/ 3-4	EPA 3050	349675	EPA 6010	349743
40204467020	SP-113/ 5-6	EPA 3050	349675	EPA 6010	349743
40204467021	SP-114/ 4-5	EPA 3050	349675	EPA 6010	349743
40204467022	SP-114/ 7-8	EPA 3050	349686	EPA 6010	349755
40204467023	SP-111/ 1-2	EPA 3050	349686	EPA 6010	349755
40204467024	SP-111/ 7-8	EPA 3050	349686	EPA 6010	349755
40204467025	SP-112/ 2-3	EPA 3050	349686	EPA 6010	349755
40204467026	SP-112/ 4-5	EPA 3050	349686	EPA 6010	349755
40204467027	SP-110/ 1-2	EPA 3050	349686	EPA 6010	349755
40204467028	SP-110/ 8-9	EPA 3050	349686	EPA 6010	349755
40204467029	SP-106/ 1-2	EPA 3050	349686	EPA 6010	349755
40204467030	SP-106/ 4-5	EPA 3050	349686	EPA 6010	349755
40204467031	SP-108/ 1-2	EPA 3050	349686	EPA 6010	349755
40204467032	SP-108/ 4-5	EPA 3050	349686	EPA 6010	349755
40204467033	SP-105/ 4-5	EPA 3050	349686	EPA 6010	349755
40204467034	SP-105/ 9-10	EPA 3050	349686	EPA 6010	349755
40204467002	SP-102/1-2	EPA 7471	349715	EPA 7471	349847
40204467003	SP-102/ 4-5	EPA 7471	349715	EPA 7471	349847
40204467004	SP-101/ 1-2	EPA 7471	349715	EPA 7471	349847
40204467005	SP-101/ 4-5	EPA 7471	349715	EPA 7471	349847
40204467006	SP-103/ 1.5-2.5	EPA 7471	349715	EPA 7471	349847
40204467007	SP-103/ 4-5	EPA 7471	349715	EPA 7471	349847
40204467008	SP-115/ 4-5	EPA 7471	349715	EPA 7471	349847
40204467009	SP-115/ 6-7	EPA 7471	349715	EPA 7471	349847
40204467010	SP-104/ 4-5	EPA 7471	349715	EPA 7471	349847
40204467011	SP-104/ 9-10	EPA 7471	349715	EPA 7471	349847
40204467012	SP-104/ 13-14	EPA 7471	349715	EPA 7471	349847
40204467013	SP-107/ 2-3	EPA 7471	349715	EPA 7471	349847
40204467014	SP-107/ 4-5	EPA 7471	349715	EPA 7471	349847
40204467015	SP-109/ 1-2	EPA 7471	349715	EPA 7471	349847
40204467016	SP-109/ 4-5	EPA 7471	349715	EPA 7471	349847

REPORT OF LABORATORY ANALYSIS

This report shall not be reproduced, except in full,
without the written consent of Pace Analytical Services, LLC.

Pace Analytical Services, LLC
1241 Bellevue Street - Suite 9
Green Bay, WI 54302
(920)469-2436

QUALITY CONTROL DATA CROSS REFERENCE TABLE

Project: 60617051 SHOE FACTORY SITE
Pace Project No.: 40204467

Lab ID	Sample ID	QC Batch Method	QC Batch	Analytical Method	Analytical Batch
40204467017	SP-116/ 1-2	EPA 7471	349715	EPA 7471	349847
40204467018	SP-116/ 4-5	EPA 7471	349715	EPA 7471	349847
40204467019	SP-113/ 3-4	EPA 7471	349715	EPA 7471	349847
40204467020	SP-113/ 5-6	EPA 7471	349788	EPA 7471	349850
40204467021	SP-114/ 4-5	EPA 7471	349788	EPA 7471	349850
40204467022	SP-114/ 7-8	EPA 7471	349788	EPA 7471	349850
40204467023	SP-111/ 1-2	EPA 7471	349788	EPA 7471	349850
40204467024	SP-111/ 7-8	EPA 7471	349788	EPA 7471	349850
40204467025	SP-112/ 2-3	EPA 7471	349788	EPA 7471	349850
40204467026	SP-112/ 4-5	EPA 7471	349788	EPA 7471	349850
40204467027	SP-110/ 1-2	EPA 7471	349788	EPA 7471	349850
40204467028	SP-110/ 8-9	EPA 7471	349788	EPA 7471	349850
40204467029	SP-106/ 1-2	EPA 7471	349788	EPA 7471	349850
40204467030	SP-106/ 4-5	EPA 7471	349788	EPA 7471	349850
40204467031	SP-108/ 1-2	EPA 7471	349788	EPA 7471	349850
40204467032	SP-108/ 4-5	EPA 7471	349788	EPA 7471	349850
40204467033	SP-105/ 4-5	EPA 7471	349788	EPA 7471	349850
40204467034	SP-105/ 9-10	EPA 7471	349788	EPA 7471	349850
40204467002	SP-102/1-2	EPA 3546	349685	EPA 8270 by SIM	349736
40204467003	SP-102/ 4-5	EPA 3546	349685	EPA 8270 by SIM	349736
40204467004	SP-101/ 1-2	EPA 3546	349685	EPA 8270 by SIM	349736
40204467005	SP-101/ 4-5	EPA 3546	349685	EPA 8270 by SIM	349736
40204467006	SP-103/ 1.5-2.5	EPA 3546	349685	EPA 8270 by SIM	349736
40204467007	SP-103/ 4-5	EPA 3546	349685	EPA 8270 by SIM	349736
40204467008	SP-115/ 4-5	EPA 3546	349685	EPA 8270 by SIM	349736
40204467009	SP-115/ 6-7	EPA 3546	349685	EPA 8270 by SIM	349736
40204467010	SP-104/ 4-5	EPA 3546	349685	EPA 8270 by SIM	349736
40204467011	SP-104/ 9-10	EPA 3546	349685	EPA 8270 by SIM	349736
40204467012	SP-104/ 13-14	EPA 3546	349685	EPA 8270 by SIM	349736
40204467013	SP-107/ 2-3	EPA 3546	349685	EPA 8270 by SIM	349736
40204467014	SP-107/ 4-5	EPA 3546	349685	EPA 8270 by SIM	349736
40204467015	SP-109/ 1-2	EPA 3546	349685	EPA 8270 by SIM	349736
40204467016	SP-109/ 4-5	EPA 3546	349685	EPA 8270 by SIM	349736
40204467017	SP-116/ 1-2	EPA 3546	349685	EPA 8270 by SIM	349736
40204467018	SP-116/ 4-5	EPA 3546	349799	EPA 8270 by SIM	349842
40204467019	SP-113/ 3-4	EPA 3546	349799	EPA 8270 by SIM	349842
40204467020	SP-113/ 5-6	EPA 3546	349799	EPA 8270 by SIM	349842
40204467021	SP-114/ 4-5	EPA 3546	349799	EPA 8270 by SIM	349842
40204467022	SP-114/ 7-8	EPA 3546	349799	EPA 8270 by SIM	349842
40204467023	SP-111/ 1-2	EPA 3546	349799	EPA 8270 by SIM	349842
40204467024	SP-111/ 7-8	EPA 3546	349799	EPA 8270 by SIM	349842
40204467025	SP-112/ 2-3	EPA 3546	349799	EPA 8270 by SIM	349842
40204467026	SP-112/ 4-5	EPA 3546	349799	EPA 8270 by SIM	349842
40204467027	SP-110/ 1-2	EPA 3546	349799	EPA 8270 by SIM	349842
40204467028	SP-110/ 8-9	EPA 3546	349799	EPA 8270 by SIM	349842
40204467029	SP-106/ 1-2	EPA 3546	349799	EPA 8270 by SIM	349842
40204467030	SP-106/ 4-5	EPA 3546	349799	EPA 8270 by SIM	349842

This report shall not be reproduced, except in full,
without the written consent of Pace Analytical Services, LLC.

Pace Analytical Services, LLC
1241 Bellevue Street - Suite 9
Green Bay, WI 54302
(920)469-2436

QUALITY CONTROL DATA CROSS REFERENCE TABLE

Project: 60617051 SHOE FACTORY SITE
Pace Project No.: 40204467

Lab ID	Sample ID	QC Batch Method	QC Batch	Analytical Method	Analytical Batch
40204467031	SP-108/ 1-2	EPA 3546	349799	EPA 8270 by SIM	349842
40204467032	SP-108/ 4-5	EPA 3546	349799	EPA 8270 by SIM	349842
40204467033	SP-105/ 4-5	EPA 3546	349799	EPA 8270 by SIM	349842
40204467034	SP-105/ 9-10	EPA 3546	350036	EPA 8270 by SIM	350077
40204467042	SP-104	EPA 3510	349693	EPA 8270 by HVI	349733
40204467001	TRIP BLANK SOIL	EPA 5035/5030B	349817	EPA 8260	349823
40204467002	SP-102/1-2	EPA 5035/5030B	349817	EPA 8260	349823
40204467003	SP-102/ 4-5	EPA 5035/5030B	349817	EPA 8260	349823
40204467004	SP-101/ 1-2	EPA 5035/5030B	349817	EPA 8260	349823
40204467005	SP-101/ 4-5	EPA 5035/5030B	349817	EPA 8260	349823
40204467006	SP-103/ 1.5-2.5	EPA 5035/5030B	349817	EPA 8260	349823
40204467007	SP-103/ 4-5	EPA 5035/5030B	349817	EPA 8260	349823
40204467008	SP-115/ 4-5	EPA 5035/5030B	349817	EPA 8260	349823
40204467009	SP-115/ 6-7	EPA 5035/5030B	349817	EPA 8260	349823
40204467010	SP-104/ 4-5	EPA 5035/5030B	349817	EPA 8260	349823
40204467011	SP-104/ 9-10	EPA 5035/5030B	349817	EPA 8260	349823
40204467012	SP-104/ 13-14	EPA 5035/5030B	349817	EPA 8260	349823
40204467013	SP-107/ 2-3	EPA 5035/5030B	349817	EPA 8260	349823
40204467014	SP-107/ 4-5	EPA 5035/5030B	349817	EPA 8260	349823
40204467015	SP-109/ 1-2	EPA 5035/5030B	349829	EPA 8260	349831
40204467016	SP-109/ 4-5	EPA 5035/5030B	349829	EPA 8260	349831
40204467017	SP-116/ 1-2	EPA 5035/5030B	349829	EPA 8260	349831
40204467018	SP-116/ 4-5	EPA 5035/5030B	349829	EPA 8260	349831
40204467019	SP-113/ 3-4	EPA 5035/5030B	349829	EPA 8260	349831
40204467020	SP-113/ 5-6	EPA 5035/5030B	349829	EPA 8260	349831
40204467021	SP-114/ 4-5	EPA 5035/5030B	349829	EPA 8260	349831
40204467022	SP-114/ 7-8	EPA 5035/5030B	349829	EPA 8260	349831
40204467023	SP-111/ 1-2	EPA 5035/5030B	349829	EPA 8260	349831
40204467024	SP-111/ 7-8	EPA 5035/5030B	349829	EPA 8260	349831
40204467025	SP-112/ 2-3	EPA 5035/5030B	349829	EPA 8260	349831
40204467026	SP-112/ 4-5	EPA 5035/5030B	349829	EPA 8260	349831
40204467027	SP-110/ 1-2	EPA 5035/5030B	349829	EPA 8260	349831
40204467028	SP-110/ 8-9	EPA 5035/5030B	349829	EPA 8260	349831
40204467029	SP-106/ 1-2	EPA 5035/5030B	349829	EPA 8260	349831
40204467030	SP-106/ 4-5	EPA 5035/5030B	349829	EPA 8260	349831
40204467031	SP-108/ 1-2	EPA 5035/5030B	349829	EPA 8260	349831
40204467032	SP-108/ 4-5	EPA 5035/5030B	349829	EPA 8260	349831
40204467033	SP-105/ 4-5	EPA 5035/5030B	349829	EPA 8260	349831
40204467034	SP-105/ 9-10	EPA 5035/5030B	349829	EPA 8260	349831
40204467035	TRIP BLANK WATERS	EPA 8260	349665		
40204467036	SP-116	EPA 8260	349665		
40204467037	SP-111	EPA 8260	349665		
40204467038	SP-109	EPA 8260	349665		
40204467039	SP-114	EPA 8260	349665		
40204467040	SP-113	EPA 8260	349665		
40204467041	SP-107	EPA 8260	349665		

REPORT OF LABORATORY ANALYSIS

This report shall not be reproduced, except in full,
without the written consent of Pace Analytical Services, LLC.

Pace Analytical Services, LLC
1241 Bellevue Street - Suite 9
Green Bay, WI 54302
(920)469-2436

QUALITY CONTROL DATA CROSS REFERENCE TABLE

Project: 60617051 SHOE FACTORY SITE
Pace Project No.: 40204467

Lab ID	Sample ID	QC Batch Method	QC Batch	Analytical Method	Analytical Batch
40204467042	**SP-104**	EPA 8260	349665		
40204467043	**SP-102**	EPA 8260	349665		
40204467044	**SP-107 DUP**	EPA 8260	349665		
40204467002	**SP-102/1-2**	ASTM D2974-87	349741		
40204467003	**SP-102/ 4-5**	ASTM D2974-87	349741		
40204467004	**SP-101/ 1-2**	ASTM D2974-87	349741		
40204467005	**SP-101/ 4-5**	ASTM D2974-87	349942		
40204467006	**SP-103/ 1.5-2.5**	ASTM D2974-87	349942		
40204467007	**SP-103/ 4-5**	ASTM D2974-87	349942		
40204467008	**SP-115/ 4-5**	ASTM D2974-87	349942		
40204467009	**SP-115/ 6-7**	ASTM D2974-87	349949		
40204467010	**SP-104/ 4-5**	ASTM D2974-87	349949		
40204467011	**SP-104/ 9-10**	ASTM D2974-87	349949		
40204467012	**SP-104/ 13-14**	ASTM D2974-87	349949		
40204467013	**SP-107/ 2-3**	ASTM D2974-87	349949		
40204467014	**SP-107/ 4-5**	ASTM D2974-87	349949		
40204467015	**SP-109/ 1-2**	ASTM D2974-87	349949		
40204467016	**SP-109/ 4-5**	ASTM D2974-87	349949		
40204467017	**SP-116/ 1-2**	ASTM D2974-87	349949		
40204467018	**SP-116/ 4-5**	ASTM D2974-87	349949		
40204467019	**SP-113/ 3-4**	ASTM D2974-87	349949		
40204467020	**SP-113/ 5-6**	ASTM D2974-87	349949		
40204467021	**SP-114/ 4-5**	ASTM D2974-87	349949		
40204467022	**SP-114/ 7-8**	ASTM D2974-87	349949		
40204467023	**SP-111/ 1-2**	ASTM D2974-87	349949		
40204467024	**SP-111/ 7-8**	ASTM D2974-87	349949		
40204467025	**SP-112/ 2-3**	ASTM D2974-87	349949		
40204467026	**SP-112/ 4-5**	ASTM D2974-87	349949		
40204467027	**SP-110/ 1-2**	ASTM D2974-87	349949		
40204467028	**SP-110/ 8-9**	ASTM D2974-87	349949		
40204467029	**SP-106/ 1-2**	ASTM D2974-87	349984		
40204467030	**SP-106/ 4-5**	ASTM D2974-87	349984		
40204467031	**SP-108/ 1-2**	ASTM D2974-87	349998		
40204467032	**SP-108/ 4-5**	ASTM D2974-87	349998		
40204467033	**SP-105/ 4-5**	ASTM D2974-87	349998		
40204467034	**SP-105/ 9-10**	ASTM D2974-87	349984		

REPORT OF LABORATORY ANALYSIS

This report shall not be reproduced, except in full,
without the written consent of Pace Analytical Services, LLC.

Pace Analytical®
www.pacelabs.com

UPPER MIDWEST REGION
MN: 612-607-1700 WI: 920-469-2436

BGL

Page 1 of 4

COC No. 40204467

CHAIN OF CUSTODY

*Preservation Codes
A=None B=HCL C=H2SO4 D=HNO3 E=DI Water F=Methanol G=NaOH
H=Sodium Bisulfate Solution I=Sodium Thiosulfate J=Other

(Please Print Clearly)

Company Name:	AECOM
Branch/Location:	Milwaukee
Project Contact:	Lanette Altenbach
Phone:	414-944-6186
Project Number:	60617051
Project Name:	Shoe Factory Site
Project State:	WI
Sampled By (Print):	Joel Mackinney
Sampled By (Sign):	Joel Mackinney
PO #:	
Regulatory Program:	

FILTERED? (YES/NO) PRESERVATION (CODE)*

Quote #:	WAM Contract Pricing
Mail To Contact:	Lanette Altenbach
Mail To Company:	AECOM
Mail To Address:	1555 N RiverCenter Dr, Ste 214 Milwaukee, WI 53212
Invoice To Contact:	SAA
Invoice To Company:	
Invoice To Address:	
Invoice To Phone:	

Data Package Options (billable)
- ☐ EPA Level III
- ☐ EPA Level IV

MS/MSD
- ☐ On your sample (billable)
- ☐ NOT needed on your sample

Matrix Codes
A = Air, B = Biota, C = Charcoal, O = Oil, S = Soil, SI = Sludge, W = Water, DW = Drinking Water, GW = Ground Water, SW = Surface Water, WW = Waste Water, WP = Wipe

PACE LAB #	CLIENT FIELD ID	COLLECTION DATE	COLLECTION TIME	MATRIX	Analyses Requested	VOCs	PAHs	RCRA Metals, % moisture	CLIENT COMMENTS	LAB COMMENTS (Lab Use Only)	Profile #
					Y/N	N	N	N			
					Pick Letter	F	A	A			
001	Trip Blank Soil	3/5/20	1000	S		X					
002	SP-102 / 1-2	3/5/20	1025	S		X	X	X			
003	SP-102 / 4-5		1040			X	X	X			
004	SP-101 / 1-2		1130			X	X	X			
005	SP-101 / 4-5		1135			X	X	X			
006	SP-103 / 1.5-2.5		1140			X	X	X			
007	SP-103 / 4-5		1145			X	X	X			
008	SP-115 / 4-5		1200			X	X	X			
009	SP-115 / 6-7		1205			X	X	X			
010	SP-104 / 4-5		1230			X	X	X			
011	SP-104 / 9-10		1235			X	X	X			
012	SP-104 / 13-14		1240			X	X	X			
013	SP-107 / 2-3		1245			X	X	X			

Rush Turnaround Time Requested - Prelims
(Rush TAT subject to approval/surcharge)
Date Needed:

Transmit Prelim Rush Results by (complete what you want):

Email #1:	
Email #2:	
Telephone:	
Fax:	

Samples on HOLD are subject to special pricing and release of liability

Relinquished By:	Date/Time:	Received By:	Date/Time:
Joel Mackinney AECOM	3/9/20 0900	Mary Fannin	3/9/20 11:00
Mary Fannin	3/9/20 1315		
CS Logistics	3-10-20 0915	Madeline L Fabele Pace	3-10-20 0915

PACE Project No. 40204467

Receipt Temp = RoI °C

Sample Receipt pH OK / Adjusted

Cooler Custody Seal
Present / Not Present
Intact / Not Intact

C019a(27Jun2006)

Version 6.0 06/14/06

Pace Analytical®
www.pacelabs.com

UPPER MIDWEST REGION
MN: 612-607-1700 WI: 920-469-2436

Page 2 of 4

CHAIN OF CUSTODY

(Please Print Clearly)

Company Name:	AECOM
Branch/Location:	Milwaukee
Project Contact:	Lanette Altenbach
Phone:	414-944-6186
Project Number:	60617051
Project Name:	Shoe Factory Site
Project State:	WI
Sampled By (Print):	Joel Mackinney
Sampled By (Sign):	Joel Mackinney
PO #:	
Regulatory Program:	

*Preservation Codes
A=None B=HCL C=H2SO4 D=HNO3 E=DI Water F=Methanol G=NaOH
H=Sodium Bisulfate Solution I=Sodium Thiosulfate J=Other

COC No.

Quote #:	WAM Contract Pricing
Mail To Contact:	Lanette Altenbach
Mail To Company:	AECOM
Mail To Address:	1555 N RiverCenter Dr, Ste 214 Milwaukee, WI 53212
Invoice To Contact:	SAA
Invoice To Company:	
Invoice To Address:	
Invoice To Phone:	

Data Package Options (billable)
- ☐ EPA Level III
- ☐ EPA Level IV

MS/MSD
- ☐ On your sample (billable)
- ☐ NOT needed on your sample

Matrix Codes
A = Air, B = Biota, C = Charcoal, O = Oil, S = Soil, SI = Sludge, W = Water, DW = Drinking Water, GW = Ground Water, SW = Surface Water, WW = Waste Water, WP = Wipe

FILTERED? (YES/NO) PRESERVATION (CODE)*

Analyses Requested	VOCs	PAHs	RCRA Metals, % moisture	CLIENT COMMENTS	LAB COMMENTS (Lab Use Only)	Profile #
Y/N	N	N	N			
Pick Letter	F	A	A			

PACE LAB #	CLIENT FIELD ID	COLLECTION DATE	COLLECTION TIME	MATRIX	VOCs	PAHs	RCRA Metals, % moisture	CLIENT COMMENTS	LAB COMMENTS (Lab Use Only)	Profile #
014	SP-107/4-5	3/5/20	1250	S	X	X	X			
015	SP-109/1-2		1305		X	X	X			
016	SP-109/4-5		1310		X	X	X			
017	SP-116/1-2		1315		X	X	X			
018	SP-116/4-5		1330		X	X	X			
019	SP-113/3-4		1345		X	X	X			
020	SP-113/5-6		1350		X	X	X			
021	SP-114/4-5		1430		X	X	X			
022	SP-114/7-8		1435		X	X	X			
023	SP-111/1-2		1500		X	X	X			
024	SP-111/7-8		1510		X	X	X			
025	SP-112/2-3		1515		X	X	X			
~~026~~ 026	SP-112/4-5		1520		X	X	X			

Rush Turnaround Time Requested - Prelims
(Rush TAT subject to approval/surcharge)
Date Needed:

Transmit Prelim Rush Results by (complete what you want):

Email #1:	
Email #2:	
Telephone:	
Fax:	

Samples on HOLD are subject to special pricing and release of liability

Relinquished By:	Date/Time:	Received By:	Date/Time:
Joel Mackinney AECOM	3/9/20 0900	Mary Fanni	3/9/20 11:00
Mary Fanni	3/9/20 1315		
CS Logistics	3-10-20 0915	Madeline J Blade Pace	3-10-20 0915

PACE Project No. 40204467

Receipt Temp = ROI °C

Sample Receipt pH OK / Adjusted

Cooler Custody Seal
Present / Not Present
Intact / Not Intact

C019a(27Jun2006)

Version 6.0 06/14/06

Pace Analytical®
www.pacelabs.com

UPPER MIDWEST REGION
MN: 612-607-1700 **WI:** 920-469-2436

Page 3 of 4

CHAIN OF CUSTODY

COC No.

(Please Print Clearly)	
Company Name:	AECOM
Branch/Location:	Milwaukee
Project Contact:	Lanette Altenbach
Phone:	414-944-6186
Project Number:	60617051
Project Name:	Shoe Factory Site
Project State:	WI
Sampled By (Print):	Joel Mackinney
Sampled By (Sign):	[signature]
PO #:	
Regulatory Program:	

***Preservation Codes**
A=None B=HCL C=H2SO4 D=HNO3 E=DI Water F=Methanol G=NaOH
H=Sodium Bisulfate Solution I=Sodium Thiosulfate J=Other

Quote #:	WAM Contract Pricing
Mail To Contact:	Lanette Altenbach
Mail To Company:	AECOM
Mail To Address:	1555 N RiverCenter Dr, Ste 214 Milwaukee, WI 53212
Invoice To Contact:	SAA
Invoice To Company:	
Invoice To Address:	
Invoice To Phone:	

Data Package Options (billable)
- ☐ EPA Level III
- ☐ EPA Level IV

MS/MSD
- ☐ On your sample (billable)
- ☐ NOT needed on your sample

Matrix Codes
A = Air, B = Biota, C = Charcoal, O = Oil, S = Soil, SI = Sludge, W = Water, DW = Drinking Water, GW = Ground Water, SW = Surface Water, WW = Waste Water, WP = Wipe

FILTERED? (YES/NO) PRESERVATION (CODE)*

Analyses Requested	VOCs	PAHs	RCRA Metals, % moisture
Y/N	N	N	N
Pick Letter	F	A	A

PACE LAB #	CLIENT FIELD ID	COLLECTION DATE	COLLECTION TIME	MATRIX	VOCs	PAHs	RCRA Metals, % moisture	CLIENT COMMENTS	LAB COMMENTS (Lab Use Only)	Profile #
027	SP-110/1-2	3/5/20	1530	S	X	X	X			
028	SP-110/8-9	↓	1535	↓	X	X	X			
029	SP-106/1-2	↓	1540	↓	X	X	X			
030	SP-106/4-5	↓	1545	↓	X	X	X			
031	SP-108/1-2	↓	1600	↓	X	X	X			
032	SP-108/4-5	↓	1605	↓	X	X	X			
033	SP-105/4-5	↓	1615	↓	X	X	X			
034	SP-105/9-10	↓	1620	↓	X	X	X			
035										
036	MLL 3-10-20									
037										
038										
039										

Rush Turnaround Time Requested - Prelims
(Rush TAT subject to approval/surcharge)
Date Needed:

Transmit Prelim Rush Results by (complete what you want):
- Email #1:
- Email #2:
- Telephone:
- Fax:

Samples on HOLD are subject to special pricing and release of liability

Relinquished By:	Date/Time:	Received By:	Date/Time:
Joel Mackinney AECOM	3/9/20 0900	Mary Fannin	3/9/20 11:00
Mary Fannin	3/9/20 1315		
CS Logistics	3-10-20 0915	Malcolm L Bible Pace	3-10-20 0915

PACE Project No. 40204407

Receipt Temp = ROI °C

Sample Receipt pH OK / Adjusted

Cooler Custody Seal
Present / Not Present
Intact / Not Intact

C019a(27Jun2006)

Version 6.0 06/14/06

Pace Analytical®
www.pacelabs.com

UPPER MIDWEST REGION
MN: 612-607-1700 WI: 920-469-2436

CHAIN OF CUSTODY

COC No.

(Please Print Clearly)	
Company Name:	AECOM
Branch/Location:	Milwaukee
Project Contact:	Lanette Altenbach
Phone:	414-944-6186
Project Number:	60617051
Project Name:	Shoe Factory Site
Project State:	WI
Sampled By (Print):	Joel Mackinney
Sampled By (Sign):	Joel [signature]
PO #:	
Regulatory Program:	

*Preservation Codes
A=None B=HCL C=H2SO4 D=HNO3 E=DI Water F=Methanol G=NaOH
H=Sodium Bisulfate Solution I=Sodium Thiosulfate J=Other

Quote #:	WAM Contract Pricing
Mail To Contact:	Lanette Altenbach
Mail To Company:	AECOM
Mail To Address:	1555 N RiverCenter Dr, Ste 214 Milwaukee, WI 53212
Invoice To Contact:	SAA
Invoice To Company:	
Invoice To Address:	
Invoice To Phone:	

FILTERED? (YES/NO) PRESERVATION (CODE)*

Data Package Options (billable)
- ☐ EPA Level III
- ☐ EPA Level IV

MS/MSD
- ☐ On your sample (billable)
- ☐ NOT needed on your sample

Matrix Codes
A = Air, B = Biota, C = Charcoal, O = Oil, S = Soil, SI = Sludge, W = Water, DW = Drinking Water, GW = Ground Water, SW = Surface Water, WW = Waste Water, WP = Wipe

PACE LAB #	CLIENT FIELD ID	COLLECTION DATE	COLLECTION TIME	MATRIX	Analyses Requested	VOCs	PAHs	CLIENT COMMENTS	LAB COMMENTS (Lab Use Only)	Profile #
					Y/N	N	N			
					Pick Letter	B	A			
040035	Trip Blank Water	3/6/20	0900	GW		X				
041036	SP-116	3/6/20	0920	GW		X				
042037	SP-111		1015			X				
043038	SP-109		1125			X				
044039	SP-114		1245			X				
045040	SP-113		1340			X				
046041	SP-107		1440			X				
047042	SP-104		1550			X	X			
048043	SP-102		1650			X				
048044	SP-107 -Dup ok JSM	3/6/20	1440	GW		X				

MCR 3-10-20

Rush Turnaround Time Requested - Prelims
(Rush TAT subject to approval/surcharge)
Date Needed:

Transmit Prelim Rush Results by (complete what you want):
Email #1:
Email #2:
Telephone:
Fax:

Samples on HOLD are subject to special pricing and release of liability

Relinquished By:	Date/Time:	Received By:	Date/Time:
Joel [signature] AECOM	3/9/20 0900	Mary Fannin	3/9/20 11:00
Mary Fannin	3/9/20 1315		
CS Logistics	3-10-20 0915	Marcelli L Rhode Pace	3-10-20 0915

PACE Project No. 40204467

Receipt Temp = ROI °C

Sample Receipt pH OK / Adjusted

Cooler Custody Seal
Present / Not Present
Intact / Not Intact

Sample Preservation Receipt Form

Pace Analytical Services, LLC
1241 Bellevue Street, Suite 9
Green Bay, WI 54302

Client Name: Aecom

Project # 46204467

All containers needing preservation have been checked and noted below: ☐Yes ☐No ☒N/A

Lab Lot# of pH paper:

Lab Std #ID of preservation (if pH adjusted):

Initial when completed:

Date/ Time:

Pace Lab #	Glass								Plastic					Vials						Jars				General			VOA Vials (>6mm) *	H2SO4 pH ≤2	NaOH+Zn Act pH ≥9	NaOH pH ≥12	HNO3 pH ≤2	pH after adjusted	Volume (mL)
	AG1U	BG1U	AG1H	AG4S	AG4U	AG5U	AG2S	BG3U	BP1U	BP3U	BP3B	BP3N	BP3S	VG9A	DG9T	VG9U	VG9H	VG9M	VG9D	JGFU	JG9U	WGFU	WPFU	SP5T	ZPLC	GN							
001																		2									2						2.5 / 5 / 10
002																		2		1													2.5 / 5 / 10
003																		2		1													2.5 / 5 / 10
004																		2		1													2.5 / 5 / 10
005																		2		1													2.5 / 5 / 10
006																		2		1													2.5 / 5 / 10
007																		2		1													2.5 / 5 / 10
008																		2		1													2.5 / 5 / 10
009																		2		1													2.5 / 5 / 10
010																		2		1													2.5 / 5 / 10
011																		2		1													2.5 / 5 / 10
012																		2		1													2.5 / 5 / 10
013																		2		1													2.5 / 5 / 10
014																		2		1													2.5 / 5 / 10
015																		2		1													2.5 / 5 / 10
016																		2		1													2.5 / 5 / 10
017																		2		1													2.5 / 5 / 10
018																		2		1													2.5 / 5 / 10
019																		2		1													2.5 / 5 / 10
020																		2		1													2.5 / 5 / 10

Exceptions to preservation check: VOA, Coliform, TOC, TOX, TOH, O&G, WI DRO, Phenolics, Other:_____ Headspace in VOA Vials (>6mm) : ☒Yes ☐No ☐N/A ***If yes look in headspace column**

AG1U	1 liter amber glass
BG1U	1 liter clear glass
AG1H	1 liter amber glass HCL
AG4S	125 mL amber glass H2SO4
AG4U	120 mL amber glass unpres
AG5U	100 mL amber glass unpres
AG2S	500 mL amber glass H2SO4
BG3U	250 mL clear glass unpres

BP1U	1 liter plastic unpres
BP3U	250 mL plastic unpres
BP3B	250 mL plastic NaOH
BP3N	250 mL plastic HNO3
BP3S	250 mL plastic H2SO4

VG9A	40 mL clear ascorbic
DG9T	40 mL amber Na Thio
VG9U	40 mL clear vial unpres
VG9H	40 mL clear vial HCL
VG9M	40 mL clear vial MeOH
VG9D	40 mL clear vial DI

JGFU	4 oz amber jar unpres
JG9U	9 oz amber jar unpres
WGFU	4 oz clear jar unpres
WPFU	4 oz plastic jar unpres
SP5T	120 mL plastic Na Thiosulfate
ZPLC	ziploc bag
GN	

MCR 3-10-20

Pace Analytical Services, LLC
1241 Bellevue Street, Suite 9
Green Bay, WI 54302

Sample Preservation Receipt Form

Client Name: Alcom

Project #: 40204467

Pace Lab #	Glass: AG1U	BG1U	AG1H	AG4S	AG4U	AG5U	AG2S	BG3U	Plastic: BP1U	BP3U	BP3B	BP3N	BP3S	Vials: VG9A	DG9T	VG9U	VG9H	VG9M	VG9D	Jars: JGFU	JG9U	WGFU	WPFU	General: SP5T	ZPLC	GN	VOA Vials (>6mm) *	H2SO4 pH ≤2	NaOH+Zn Act pH ≥9	NaOH pH ≥12	HNO3 pH ≤2	pH after adjusted	Volume (mL)
021																		2		1													2.5 / 5 / 10
022																		2		1													2.5 / 5 / 10
023																		2		1													2.5 / 5 / 10
024																		2		1													2.5 / 5 / 10
025																		2		1													2.5 / 5 / 10
026																		2		1													2.5 / 5 / 10
027																		2		1													2.5 / 5 / 10
028																		2		1													2.5 / 5 / 10
029																		2		1													2.5 / 5 / 10
030																		2		1													2.5 / 5 / 10
031																		2		1													2.5 / 5 / 10
032																		2		1													2.5 / 5 / 10
033																		2		1													2.5 / 5 / 10
034																		2		1													2.5 / 5 / 10
035																		2		1													2.5 / 5 / 10
036																3											1							2.5 / 5 / 10
037																3																	2.5 / 5 / 10
038																3																	2.5 / 5 / 10
039																3																	2.5 / 5 / 10
040																3																	2.5 / 5 / 10
041																3																	2.5 / 5 / 10
042					2											3																	2.5 / 5 / 10
043																3																	2.5 / 5 / 10
044																3																	2.5 / 5 / 10
045																3																	2.5 / 5 / 10
046																3																	2.5 / 5 / 10
047																3																	2.5 / 5 / 10
048																3																	2.5 / 5 / 10

MLR 3-10-20

MLR 3-10-20

Pace Analytical 1241 Bellevue Street, Green Bay, WI 54302	Document Name: **Sample Condition Upon Receipt (SCUR)**	Document Revised: 25Apr2018
	Document No.: **F-GB-C-031-Rev.07**	Issuing Authority: Pace Green Bay Quality Office

Sample Condition Upon Receipt Form (SCUR)

Project #:

WO# : 40204467

40204467

Client Name: Aecom

Courier: ☒ CS Logistics ☐ Fed Ex ☐ Speedee ☐ UPS ☐ Waltco ☐ Client ☐ Pace Other:

Tracking #: — MLR 3-10-20

Custody Seal on Cooler/Box Present: ☒ yes ☐ no Seals intact: ☒ yes ☐ no

Custody Seal on Samples Present: ☐ yes ☒ no Seals intact: ☐ yes ☐ no

Packing Material: ☒ Bubble Wrap ☒ Bubble Bags ☐ None ☐ Other

Thermometer Used SR - n/a **Type of Ice:** Wet Blue Dry None ☒ Samples on ice, cooling process has begun

Cooler Temperature Uncorr: ROI /Corr: ROI

Temp Blank Present: ☐ yes ☒ no MLR 3-10-20 **Biological Tissue is Frozen:** ☐ yes ☐ no

Temp should be above freezing to 6°C.
Biota Samples may be received at ≤ 0°C.

Person examining contents:
Date: 3-10-20
Initials: MLR

Chain of Custody Present:	☒ Yes ☐ No ☐ N/A	1.
Chain of Custody Filled Out:	☒ Yes ~~☒ No~~ ☐ N/A CSH 3/10/20	2. ~~invoice company, address, + phone, PO#,~~
Chain of Custody Relinquished:	☒ Yes ☐ No ☐ N/A	3. ~~date of dup~~ CSH 3/10/20 ~~MLR 3-10-20~~
Sampler Name & Signature on COC:	☒ Yes ☐ No ☐ N/A	4.
Samples Arrived within Hold Time:	☐ Yes ☐ No	5.
- VOA Samples frozen upon receipt	☐ Yes ☐ No	Date/Time:
Short Hold Time Analysis (<72hr):	☒ Yes ☐ No	6.
Rush Turn Around Time Requested:	☐ Yes ☒ No	7.
Sufficient Volume: For Analysis: ☒ Yes ☐ No MS/MSD:	☐ Yes ☒ No ☐ N/A	8.
Correct Containers Used:	☒ Yes ~~☒ No~~ CSH 3/10/20	9. ~~042 has NM AGSU~~ CSH 3/10/20 ~~MLR 3-10-20~~
-Pace Containers Used:	☒ Yes ☐ No ☐ N/A	
-Pace IR Containers Used:	☐ Yes ☐ No ☒ N/A	
Containers Intact:	☒ Yes ☐ No	10.
Filtered volume received for Dissolved tests	☐ Yes ☐ No ☒ N/A	11. ~~CSH~~ 3/10/20 CSH
Sample Labels match COC:	☐ Yes ☒ No ☐ N/A	12. ~~001 is W, not S (10mL MeOH)~~, 020 (1) VG9M is labeled "SP-113" on container, ~~044 VG9Hs are~~ no depth.
-Includes date/time/ID/Analysis Matrix: S / W		
Trip Blank Present:	☒ Yes ☐ No ☐ N/A	13. ~~labeled "SP-107 Dup" on containers~~ CSH 3/10/20 CSH MLR 3-10-20
Trip Blank Custody Seals Present 438	☒ Yes ~~☒ No~~ ☐ N/A	
Pace Trip Blank Lot # (if purchased): ~~n/a MLR 3-10-20~~		

Client Notification/ Resolution: If checked, see attached form for additional comments ☐

Person Contacted: 3/10/20 Date/Time:

Comments/ Resolution:

Project Manager Review: CSH **Date:** 3/10/20

MLR 3-10-20

April 01, 2020

Vista Work Order No. 2000512

Ms. Lanette Altenbach
AECOM
1555 N. River Center Drive
Milwaukee, WI 53212

Dear Ms. Altenbach,

Enclosed are the results for the sample set received at Vista Analytical Laboratory on March 10, 2020 under your Project Name 'Shoe Factory 60617051'.

Vista Analytical Laboratory is committed to serving you effectively. If you require additional information, please contact me at 916-673-1520 or by email at mmaier@vista-analytical.com.

Thank you for choosing Vista as part of your analytical support team.

Sincerely,

Martha Maier
Laboratory Director

Vista Analytical Laboratory certifies that the report herein meets all the requirements set forth by NELAP for those applicable test methods. Results relate only to the samples as received by the laboratory. This report should not be reproduced except in full without the written approval of Vista.

Vista Work Order No. 2000512
Case Narrative

Sample Condition on Receipt:

Thirteen aqueous samples were received in good condition and within the method temperature requirements. The samples were received and stored securely in accordance with Vista standard operating procedures and EPA methodology. The matrices for samples "SP-107 Dup", "SP-104" and "SP-102" were not listed on the CoC.

Analytical Notes:

PFAS Isotope Dilution Method

The following samples contained particulate and were centrifuged prior to extraction:

Laboratory ID	Sample Name
2000512-05	SP-116
2000512-06	SP-111
2000512-07	SP-109
2000512-08	SP-114
2000512-09	SP-113
2000512-12	SP-104
2000512-13	SP-102

The samples were extracted and analyzed for a selected list of PFAS using Vista's PFAS Isotope Dilution Method. The results for PFHxS, PFOA, PFOS, MeFOSAA and EtFOSAA include both linear and branched isomers. Results for all other analytes include the linear isomers only. The "RL" column on the datasheets corresponds to the "MRL" required by the State of Wisconsin.

Holding Times

The samples were extracted and analyzed within the method hold times.

Quality Control

The Initial Calibration and Continuing Calibration Verifications met the acceptance criteria.

A Method Blank and Ongoing Precision and Recovery (OPR) sample were extracted and analyzed with the preparation batch. No analytes were detected in the Method Blank above the Reporting Limit. The OPR recoveries were within the method acceptance criteria.

The internal standard recoveries outside the acceptance criteria are listed in the table below.

QC Anomalies

LabNumber	SampleName	Analysis	Analyte	Flag	%Rec
2000512-05	SP-116	PFAS Isotope Dilution Method	d3-MeFOSA	H	9.60
2000512-05	SP-116	PFAS Isotope Dilution Method	d5-EtFOSA	H	9.10

H = Recovery was outside laboratory acceptance criteria.

TABLE OF CONTENTS

Case Narrative..... 1

Table of Contents..... 4

Sample Inventory..... 5

Analytical Results..... 6

Qualifiers..... 37

Certifications..... 38

Sample Receipt..... 41

Extraction Information..... 47

Sample Data - PFAS Isotope Dilution Method..... 51

IBs and CCVs..... 247

ICAL with ICV and IB..... 317

Tune Checks..... 525

Sample Inventory Report

Vista Sample ID	Client Sample ID	Sampled	Received	Components/Containers
2000512-01	EB- well screen	05-Mar-20 10:50	10-Mar-20 09:40	HDPE Bottle, 125 mL
				HDPE Bottle, 125 mL
2000512-02	EB- drill rod	05-Mar-20 10:55	10-Mar-20 09:40	HDPE Bottle, 125 mL
				HDPE Bottle, 125 mL
2000512-03	Field Blank	06-Mar-20 16:20	10-Mar-20 09:40	HDPE Bottle, 125 mL
				HDPE Bottle, 125 mL
2000512-04	EB- peristaltic	06-Mar-20 17:00	10-Mar-20 09:40	HDPE Bottle, 125 mL
				HDPE Bottle, 125 mL
2000512-05	SP-116	06-Mar-20 09:20	10-Mar-20 09:40	HDPE Bottle, 125 mL
				HDPE Bottle, 125 mL
2000512-06	SP-111	06-Mar-20 10:15	10-Mar-20 09:40	HDPE Bottle, 125 mL
				HDPE Bottle, 125 mL
2000512-07	SP-109	06-Mar-20 11:25	10-Mar-20 09:40	HDPE Bottle, 125 mL
				HDPE Bottle, 125 mL
2000512-08	SP-114	06-Mar-20 12:45	10-Mar-20 09:40	HDPE Bottle, 125 mL
				HDPE Bottle, 125 mL
2000512-09	SP-113	06-Mar-20 13:40	10-Mar-20 09:40	HDPE Bottle, 125 mL
				HDPE Bottle, 125 mL
2000512-10	SP-107	06-Mar-20 14:40	10-Mar-20 09:40	HDPE Bottle, 125 mL
				HDPE Bottle, 125 mL
2000512-11	SP-107 Dup	06-Mar-20 14:40	10-Mar-20 09:40	HDPE Bottle, 125 mL
				HDPE Bottle, 125 mL
2000512-12	SP-104	06-Mar-20 15:50	10-Mar-20 09:40	HDPE Bottle, 125 mL
				HDPE Bottle, 125 mL
2000512-13	SP-102	06-Mar-20 16:50	10-Mar-20 09:40	HDPE Bottle, 125 mL
				HDPE Bottle, 125 mL

Vista Project: 2000512

Client Project: Shoe Factory 60617051

ANALYTICAL RESULTS

Sample ID: Method Blank

PFAS Isotope Dilution Method

Client Data

Name: AECOM
Project: Shoe Factory 60617051
Matrix: Aqueous

Laboratory Data

Lab Sample: B0C0242-BLK1
Column: BEH C18

Analyte	CAS Number	Conc. (ng/L)	MDL	RL	Qualifiers	Batch	Extracted	Samp Size	Analyzed	Dilution
PFBA	375-22-4	ND	0.729	4.00		B0C0242	30-Mar-20	0.125 L	30-Mar-20 21:09	1
PFPeA	2706-90-3	ND	1.28	4.00		B0C0242	30-Mar-20	0.125 L	30-Mar-20 21:09	1
PFBS	375-73-5	ND	1.79	4.00		B0C0242	30-Mar-20	0.125 L	30-Mar-20 21:09	1
4:2 FTS	757124-72-4	ND	1.39	4.00		B0C0242	30-Mar-20	0.125 L	30-Mar-20 21:09	1
PFHxA	307-24-4	ND	2.18	4.00		B0C0242	30-Mar-20	0.125 L	30-Mar-20 21:09	1
PFPeS	2706-91-4	ND	2.42	4.00		B0C0242	30-Mar-20	0.125 L	30-Mar-20 21:09	1
HFPO-DA	13252-13-6	ND	4.82	5.00		B0C0242	30-Mar-20	0.125 L	30-Mar-20 21:09	1
PFHpA	375-85-9	ND	0.591	4.00		B0C0242	30-Mar-20	0.125 L	30-Mar-20 21:09	1
ADONA	919005-14-4	ND	0.722	4.00		B0C0242	30-Mar-20	0.125 L	30-Mar-20 21:09	1
PFHxS	355-46-4	ND	0.947	4.00		B0C0242	30-Mar-20	0.125 L	30-Mar-20 21:09	1
6:2 FTS	27619-97-2	ND	2.00	4.00		B0C0242	30-Mar-20	0.125 L	30-Mar-20 21:09	1
PFOA	335-67-1	ND	0.651	4.00		B0C0242	30-Mar-20	0.125 L	30-Mar-20 21:09	1
PFHpS	375-92-8	ND	0.937	4.00		B0C0242	30-Mar-20	0.125 L	30-Mar-20 21:09	1
PFNA	375-95-1	ND	0.810	4.00		B0C0242	30-Mar-20	0.125 L	30-Mar-20 21:09	1
PFOSA	754-91-6	ND	1.77	4.00		B0C0242	30-Mar-20	0.125 L	30-Mar-20 21:09	1
PFOS	1763-23-1	ND	0.807	4.00		B0C0242	30-Mar-20	0.125 L	30-Mar-20 21:09	1
9Cl-PF3ONS	756426-58-1	ND	1.45	4.00		B0C0242	30-Mar-20	0.125 L	30-Mar-20 21:09	1
PFDA	335-76-2	ND	1.49	4.00		B0C0242	30-Mar-20	0.125 L	30-Mar-20 21:09	1
8:2 FTS	39108-34-4	ND	2.06	4.00		B0C0242	30-Mar-20	0.125 L	30-Mar-20 21:09	1
PFNS	68259-12-1	ND	3.87	4.00		B0C0242	30-Mar-20	0.125 L	30-Mar-20 21:09	1
MeFOSAA	2355-31-9	ND	1.65	4.00		B0C0242	30-Mar-20	0.125 L	30-Mar-20 21:09	1
EtFOSAA	2991-50-6	ND	1.37	4.00		B0C0242	30-Mar-20	0.125 L	30-Mar-20 21:09	1
PFUnA	2058-94-8	ND	1.05	4.00		B0C0242	30-Mar-20	0.125 L	30-Mar-20 21:09	1
PFDS	335-77-3	ND	1.23	4.00		B0C0242	30-Mar-20	0.125 L	30-Mar-20 21:09	1
11Cl-PF3OUdS	763051-92-9	ND	2.41	4.00		B0C0242	30-Mar-20	0.125 L	30-Mar-20 21:09	1
10:2 FTS	120226-60-0	ND	3.13	4.00		B0C0242	30-Mar-20	0.125 L	30-Mar-20 21:09	1
PFDoA	307-55-1	ND	0.792	4.00		B0C0242	30-Mar-20	0.125 L	30-Mar-20 21:09	1
MeFOSA	31506-32-8	ND	3.83	20.0		B0C0242	30-Mar-20	0.125 L	30-Mar-20 21:09	1
PFTrDA	72629-94-8	ND	0.494	4.00		B0C0242	30-Mar-20	0.125 L	30-Mar-20 21:09	1
PFDoS	79780-39-5	ND	4.17	5.00		B0C0242	30-Mar-20	0.125 L	30-Mar-20 21:09	1
PFTeDA	376-06-7	ND	0.755	4.00		B0C0242	30-Mar-20	0.125 L	30-Mar-20 21:09	1
EtFOSA	4151-50-2	ND	5.11	20.0		B0C0242	30-Mar-20	0.125 L	30-Mar-20 21:09	1
PFHxDA	67905-19-5	ND	0.294	4.00		B0C0242	30-Mar-20	0.125 L	30-Mar-20 21:09	1
PFODA	16517-11-6	ND	6.14	7.00		B0C0242	30-Mar-20	0.125 L	30-Mar-20 21:09	1
MeFOSE	24448-09-7	ND	6.07	20.0		B0C0242	30-Mar-20	0.125 L	30-Mar-20 21:09	1
EtFOSE	1691-99-2	ND	9.44	20.0		B0C0242	30-Mar-20	0.125 L	30-Mar-20 21:09	1

Labeled Standards	Type	% Recovery	Limits	Qualifiers	Batch	Extracted	Samp Size	Analyzed	Dilution
13C3-PFBA	IS	107	25 - 150		B0C0242	30-Mar-20	0.125 L	30-Mar-20 21:09	1

Sample ID: Method Blank

PFAS Isotope Dilution Method

Client Data

Name: AECOM
Project: Shoe Factory 60617051
Matrix: Aqueous

Laboratory Data

Lab Sample: B0C0242-BLK1
Column: BEH C18

Labeled Standards	Type	% Recovery	Limits	Qualifiers	Batch	Extracted	Samp Size	Analyzed	Dilution
13C3-PFPeA	IS	83.3	25 - 150		B0C0242	30-Mar-20	0.125 L	30-Mar-20 21:09	1
13C3-PFBS	IS	81.9	25 - 150		B0C0242	30-Mar-20	0.125 L	30-Mar-20 21:09	1
13C3-HFPO-DA	IS	79.4	25 - 150		B0C0242	30-Mar-20	0.125 L	30-Mar-20 21:09	1
13C2-4:2 FTS	IS	90.6	25 - 150		B0C0242	30-Mar-20	0.125 L	30-Mar-20 21:09	1
13C2-PFHxA	IS	81.2	25 - 150		B0C0242	30-Mar-20	0.125 L	30-Mar-20 21:09	1
13C4-PFHpA	IS	83.4	25 - 150		B0C0242	30-Mar-20	0.125 L	30-Mar-20 21:09	1
13C3-PFHxS	IS	86.5	25 - 150		B0C0242	30-Mar-20	0.125 L	30-Mar-20 21:09	1
13C2-6:2 FTS	IS	93.1	25 - 150		B0C0242	30-Mar-20	0.125 L	30-Mar-20 21:09	1
13C5-PFNA	IS	93.3	25 - 150		B0C0242	30-Mar-20	0.125 L	30-Mar-20 21:09	1
13C8-PFOSA	IS	58.7	10 - 150		B0C0242	30-Mar-20	0.125 L	30-Mar-20 21:09	1
13C2-PFOA	IS	85.4	25 - 150		B0C0242	30-Mar-20	0.125 L	30-Mar-20 21:09	1
13C8-PFOS	IS	74.4	25 - 150		B0C0242	30-Mar-20	0.125 L	30-Mar-20 21:09	1
13C2-PFDA	IS	82.2	25 - 150		B0C0242	30-Mar-20	0.125 L	30-Mar-20 21:09	1
13C2-8:2 FTS	IS	76.2	25 - 150		B0C0242	30-Mar-20	0.125 L	30-Mar-20 21:09	1
d3-MeFOSAA	IS	79.1	25 - 150		B0C0242	30-Mar-20	0.125 L	30-Mar-20 21:09	1
13C2-PFUnA	IS	71.4	25 - 150		B0C0242	30-Mar-20	0.125 L	30-Mar-20 21:09	1
d5-EtFOSAA	IS	61.0	25 - 150		B0C0242	30-Mar-20	0.125 L	30-Mar-20 21:09	1
13C2-PFDoA	IS	72.9	25 - 150		B0C0242	30-Mar-20	0.125 L	30-Mar-20 21:09	1
d3-MeFOSA	IS	26.5	10 - 150		B0C0242	30-Mar-20	0.125 L	30-Mar-20 21:09	1
13C2-PFTeDA	IS	67.9	25 - 150		B0C0242	30-Mar-20	0.125 L	30-Mar-20 21:09	1
d5-EtFOSA	IS	25.1	10 - 150		B0C0242	30-Mar-20	0.125 L	30-Mar-20 21:09	1
13C2-PFHxDA	IS	53.0	25 - 150		B0C0242	30-Mar-20	0.125 L	30-Mar-20 21:09	1
d7-MeFOSE	IS	46.5	10 - 150		B0C0242	30-Mar-20	0.125 L	30-Mar-20 21:09	1
d9-EtFOSE	IS	46.6	10 - 150		B0C0242	30-Mar-20	0.125 L	30-Mar-20 21:09	1

MDL - Method Detection Limit RL - Reporting limit Results reported to MDL.

When reported, PFHxS, PFOA, PFOS, MeFOSAA and EtFOSAA include both linear and branched isomers. Only the linear isomer is reported for all other analytes.

Sample ID: OPR **PFAS Isotope Dilution Method**

Client Data

Name: AECOM
Project: Shoe Factory 60617051

Matrix: Aqueous

Laboratory Data

Lab Sample: B0C0242-BS1 Column: BEH C18

Analyte	CAS Number	Amt Found (ng/L)	Spike Amt	% Rec	Limits	Qualifiers	Batch	Extracted	Samp Size	Analyzed	Dilution
PFBA	375-22-4	8.15	8.00	102	50 - 150		B0C0242	30-Mar-20	0.125 L	30-Mar-20 21:20	1
PFPeA	2706-90-3	8.44	8.00	106	50 - 150		B0C0242	30-Mar-20	0.125 L	30-Mar-20 21:20	1
PFBS	375-73-5	8.16	8.00	102	50 - 150		B0C0242	30-Mar-20	0.125 L	30-Mar-20 21:20	1
4:2 FTS	757124-72-4	9.53	8.00	119	50 - 150		B0C0242	30-Mar-20	0.125 L	30-Mar-20 21:20	1
PFHxA	307-24-4	7.70	8.00	96.3	50 - 150		B0C0242	30-Mar-20	0.125 L	30-Mar-20 21:20	1
PFPeS	2706-91-4	7.12	8.00	89.0	50 - 150		B0C0242	30-Mar-20	0.125 L	30-Mar-20 21:20	1
HFPO-DA	13252-13-6	7.73	8.00	96.7	50 - 150		B0C0242	30-Mar-20	0.125 L	30-Mar-20 21:20	1
PFHpA	375-85-9	9.16	8.00	114	50 - 150	Q	B0C0242	30-Mar-20	0.125 L	30-Mar-20 21:20	1
ADONA	919005-14-4	7.72	8.00	96.5	50 - 150		B0C0242	30-Mar-20	0.125 L	30-Mar-20 21:20	1
PFHxS	355-46-4	7.75	8.00	96.8	50 - 150		B0C0242	30-Mar-20	0.125 L	30-Mar-20 21:20	1
6:2 FTS	27619-97-2	6.49	8.00	81.1	50 - 150	Q	B0C0242	30-Mar-20	0.125 L	30-Mar-20 21:20	1
PFOA	335-67-1	7.55	8.00	94.4	50 - 150		B0C0242	30-Mar-20	0.125 L	30-Mar-20 21:20	1
PFHpS	375-92-8	9.15	8.00	114	50 - 150		B0C0242	30-Mar-20	0.125 L	30-Mar-20 21:20	1
PFNA	375-95-1	7.98	8.00	99.7	50 - 150		B0C0242	30-Mar-20	0.125 L	30-Mar-20 21:20	1
PFOSA	754-91-6	7.83	8.00	97.9	50 - 150	Q	B0C0242	30-Mar-20	0.125 L	30-Mar-20 21:20	1
PFOS	1763-23-1	8.98	8.00	112	50 - 150		B0C0242	30-Mar-20	0.125 L	30-Mar-20 21:20	1
9Cl-PF3ONS	756426-58-1	6.90	8.00	86.2	50 - 150		B0C0242	30-Mar-20	0.125 L	30-Mar-20 21:20	1
PFDA	335-76-2	7.68	8.00	95.9	50 - 150		B0C0242	30-Mar-20	0.125 L	30-Mar-20 21:20	1
8:2 FTS	39108-34-4	8.72	8.00	109	50 - 150		B0C0242	30-Mar-20	0.125 L	30-Mar-20 21:20	1
PFNS	68259-12-1	8.53	8.00	107	50 - 150		B0C0242	30-Mar-20	0.125 L	30-Mar-20 21:20	1
MeFOSAA	2355-31-9	8.06	8.00	101	50 - 150		B0C0242	30-Mar-20	0.125 L	30-Mar-20 21:20	1
EtFOSAA	2991-50-6	8.06	8.00	101	50 - 150		B0C0242	30-Mar-20	0.125 L	30-Mar-20 21:20	1
PFUnA	2058-94-8	6.90	8.00	86.2	50 - 150	Q	B0C0242	30-Mar-20	0.125 L	30-Mar-20 21:20	1
PFDS	335-77-3	5.60	8.00	70.0	50 - 150		B0C0242	30-Mar-20	0.125 L	30-Mar-20 21:20	1
11Cl-PF3OUdS	763051-92-9	8.48	8.00	106	50 - 150		B0C0242	30-Mar-20	0.125 L	30-Mar-20 21:20	1
10:2 FTS	120226-60-0	5.92	8.00	74.0	50 - 150		B0C0242	30-Mar-20	0.125 L	30-Mar-20 21:20	1
PFDoA	307-55-1	9.20	8.00	115	50 - 150		B0C0242	30-Mar-20	0.125 L	30-Mar-20 21:20	1
MeFOSA	31506-32-8	38.1	40.0	95.2	50 - 150		B0C0242	30-Mar-20	0.125 L	30-Mar-20 21:20	1
PFTrDA	72629-94-8	8.45	8.00	106	50 - 150	Q	B0C0242	30-Mar-20	0.125 L	30-Mar-20 21:20	1
PFDoS	79780-39-5	9.41	8.00	118	50 - 150		B0C0242	30-Mar-20	0.125 L	30-Mar-20 21:20	1
PFTeDA	376-06-7	7.70	8.00	96.2	50 - 150		B0C0242	30-Mar-20	0.125 L	30-Mar-20 21:20	1
EtFOSA	4151-50-2	45.0	40.0	113	50 - 150	Q	B0C0242	30-Mar-20	0.125 L	30-Mar-20 21:20	1
PFHxDA	67905-19-5	8.99	8.00	112	50 - 150		B0C0242	30-Mar-20	0.125 L	30-Mar-20 21:20	1
PFODA	16517-11-6	6.14	8.00	76.8	50 - 150	J	B0C0242	30-Mar-20	0.125 L	30-Mar-20 21:20	1

Sample ID: OPR **PFAS Isotope Dilution Method**

Client Data

Name: AECOM
Project: Shoe Factory 60617051

Matrix: Aqueous

Laboratory Data

Lab Sample: B0C0242-BS1 Column: BEH C18

Analyte	CAS Number	Amt Found (ng/L)	Spike Amt	% Rec	Limits	Qualifiers	Batch	Extracted	Samp Size	Analyzed	Dilution
MeFOSE	24448-09-7	42.2	40.0	105	50 - 150		B0C0242	30-Mar-20	0.125 L	30-Mar-20 21:20	1
EtFOSE	1691-99-2	44.2	40.0	110	50 - 150		B0C0242	30-Mar-20	0.125 L	30-Mar-20 21:20	1

Labeled Standards	Type	% Rec	Limits	Qualifiers	Batch	Extracted	Samp Size	Analyzed	Dilution
13C3-PFBA	IS	104	25- 150		B0C0242	30-Mar-20	0.125 L	30-Mar-20 21:20	1
13C3-PFPeA	IS	81.6	25- 150		B0C0242	30-Mar-20	0.125 L	30-Mar-20 21:20	1
13C3-PFBS	IS	84.6	25- 150		B0C0242	30-Mar-20	0.125 L	30-Mar-20 21:20	1
13C3-HFPO-DA	IS	80.0	25- 150		B0C0242	30-Mar-20	0.125 L	30-Mar-20 21:20	1
13C2-4:2 FTS	IS	88.6	25- 150		B0C0242	30-Mar-20	0.125 L	30-Mar-20 21:20	1
13C2-PFHxA	IS	79.6	25- 150		B0C0242	30-Mar-20	0.125 L	30-Mar-20 21:20	1
13C4-PFHpA	IS	82.1	25- 150		B0C0242	30-Mar-20	0.125 L	30-Mar-20 21:20	1
13C3-PFHxS	IS	94.5	25- 150		B0C0242	30-Mar-20	0.125 L	30-Mar-20 21:20	1
13C2-6:2 FTS	IS	88.3	25- 150		B0C0242	30-Mar-20	0.125 L	30-Mar-20 21:20	1
13C5-PFNA	IS	82.1	25- 150		B0C0242	30-Mar-20	0.125 L	30-Mar-20 21:20	1
13C8-PFOSA	IS	59.6	10- 150		B0C0242	30-Mar-20	0.125 L	30-Mar-20 21:20	1
13C2-PFOA	IS	82.3	25- 150		B0C0242	30-Mar-20	0.125 L	30-Mar-20 21:20	1
13C8-PFOS	IS	71.1	25- 150		B0C0242	30-Mar-20	0.125 L	30-Mar-20 21:20	1
13C2-PFDA	IS	84.3	25- 150		B0C0242	30-Mar-20	0.125 L	30-Mar-20 21:20	1
13C2-8:2 FTS	IS	76.2	25- 150		B0C0242	30-Mar-20	0.125 L	30-Mar-20 21:20	1
d3-MeFOSAA	IS	70.0	25- 150		B0C0242	30-Mar-20	0.125 L	30-Mar-20 21:20	1
13C2-PFUnA	IS	72.4	25- 150		B0C0242	30-Mar-20	0.125 L	30-Mar-20 21:20	1
d5-EtFOSAA	IS	66.5	25- 150		B0C0242	30-Mar-20	0.125 L	30-Mar-20 21:20	1
13C2-PFDoA	IS	73.2	25- 150		B0C0242	30-Mar-20	0.125 L	30-Mar-20 21:20	1
d3-MeFOSA	IS	22.1	10- 150		B0C0242	30-Mar-20	0.125 L	30-Mar-20 21:20	1
13C2-PFTeDA	IS	66.3	25- 150		B0C0242	30-Mar-20	0.125 L	30-Mar-20 21:20	1
d5-EtFOSA	IS	21.0	10- 150		B0C0242	30-Mar-20	0.125 L	30-Mar-20 21:20	1
13C2-PFHxDA	IS	56.5	25- 150		B0C0242	30-Mar-20	0.125 L	30-Mar-20 21:20	1
d7-MeFOSE	IS	45.9	10- 150		B0C0242	30-Mar-20	0.125 L	30-Mar-20 21:20	1
d9-EtFOSE	IS	47.9	10- 150		B0C0242	30-Mar-20	0.125 L	30-Mar-20 21:20	1

Sample ID: EB- well screen

PFAS Isotope Dilution Method

Client Data

Name: AECOM
Project: Shoe Factory 60617051
Matrix: Aqueous
Date Collected: 05-Mar-20 10:50

Laboratory Data

Lab Sample: 2000512-01
Date Received: 10-Mar-20 09:40
Column: BEH C18

Analyte	CAS Number	Conc. (ng/L)	MDL	RL	Qualifiers	Batch	Extracted	Samp Size	Analyzed	Dilution
PFBA	375-22-4	ND	0.793	4.35		B0C0242	30-Mar-20	0.115 L	30-Mar-20 21:30	1
PFPeA	2706-90-3	ND	1.39	4.35		B0C0242	30-Mar-20	0.115 L	30-Mar-20 21:30	1
PFBS	375-73-5	ND	1.95	4.35		B0C0242	30-Mar-20	0.115 L	30-Mar-20 21:30	1
4:2 FTS	757124-72-4	ND	1.51	4.35		B0C0242	30-Mar-20	0.115 L	30-Mar-20 21:30	1
PFHxA	307-24-4	ND	2.37	4.35		B0C0242	30-Mar-20	0.115 L	30-Mar-20 21:30	1
PFPeS	2706-91-4	ND	2.63	4.35		B0C0242	30-Mar-20	0.115 L	30-Mar-20 21:30	1
HFPO-DA	13252-13-6	ND	5.25	5.44		B0C0242	30-Mar-20	0.115 L	30-Mar-20 21:30	1
PFHpA	375-85-9	ND	0.643	4.35		B0C0242	30-Mar-20	0.115 L	30-Mar-20 21:30	1
ADONA	919005-14-4	ND	0.786	4.35		B0C0242	30-Mar-20	0.115 L	30-Mar-20 21:30	1
PFHxS	355-46-4	ND	1.03	4.35		B0C0242	30-Mar-20	0.115 L	30-Mar-20 21:30	1
6:2 FTS	27619-97-2	ND	2.18	4.35		B0C0242	30-Mar-20	0.115 L	30-Mar-20 21:30	1
PFOA	335-67-1	ND	0.708	4.35		B0C0242	30-Mar-20	0.115 L	30-Mar-20 21:30	1
PFHpS	375-92-8	ND	1.02	4.35		B0C0242	30-Mar-20	0.115 L	30-Mar-20 21:30	1
PFNA	375-95-1	ND	0.881	4.35		B0C0242	30-Mar-20	0.115 L	30-Mar-20 21:30	1
PFOSA	754-91-6	ND	1.93	4.35		B0C0242	30-Mar-20	0.115 L	30-Mar-20 21:30	1
PFOS	1763-23-1	ND	0.878	4.35		B0C0242	30-Mar-20	0.115 L	30-Mar-20 21:30	1
9Cl-PF3ONS	756426-58-1	ND	1.58	4.35		B0C0242	30-Mar-20	0.115 L	30-Mar-20 21:30	1
PFDA	335-76-2	ND	1.62	4.35		B0C0242	30-Mar-20	0.115 L	30-Mar-20 21:30	1
8:2 FTS	39108-34-4	ND	2.24	4.35		B0C0242	30-Mar-20	0.115 L	30-Mar-20 21:30	1
PFNS	68259-12-1	ND	4.21	4.35		B0C0242	30-Mar-20	0.115 L	30-Mar-20 21:30	1
MeFOSAA	2355-31-9	ND	1.80	4.35		B0C0242	30-Mar-20	0.115 L	30-Mar-20 21:30	1
EtFOSAA	2991-50-6	ND	1.49	4.35		B0C0242	30-Mar-20	0.115 L	30-Mar-20 21:30	1
PFUnA	2058-94-8	ND	1.14	4.35		B0C0242	30-Mar-20	0.115 L	30-Mar-20 21:30	1
PFDS	335-77-3	ND	1.34	4.35		B0C0242	30-Mar-20	0.115 L	30-Mar-20 21:30	1
11Cl-PF3OUdS	763051-92-9	ND	2.62	4.35		B0C0242	30-Mar-20	0.115 L	30-Mar-20 21:30	1
10:2 FTS	120226-60-0	ND	3.41	4.35		B0C0242	30-Mar-20	0.115 L	30-Mar-20 21:30	1
PFDoA	307-55-1	ND	0.862	4.35		B0C0242	30-Mar-20	0.115 L	30-Mar-20 21:30	1
MeFOSA	31506-32-8	ND	4.17	21.8		B0C0242	30-Mar-20	0.115 L	30-Mar-20 21:30	1
PFTrDA	72629-94-8	ND	0.538	4.35		B0C0242	30-Mar-20	0.115 L	30-Mar-20 21:30	1
PFDoS	79780-39-5	ND	4.54	5.44		B0C0242	30-Mar-20	0.115 L	30-Mar-20 21:30	1
PFTeDA	376-06-7	ND	0.822	4.35		B0C0242	30-Mar-20	0.115 L	30-Mar-20 21:30	1
EtFOSA	4151-50-2	ND	5.56	21.8		B0C0242	30-Mar-20	0.115 L	30-Mar-20 21:30	1
PFHxDA	67905-19-5	ND	0.320	4.35		B0C0242	30-Mar-20	0.115 L	30-Mar-20 21:30	1
PFODA	16517-11-6	ND	6.68	7.62		B0C0242	30-Mar-20	0.115 L	30-Mar-20 21:30	1
MeFOSE	24448-09-7	ND	6.61	21.8		B0C0242	30-Mar-20	0.115 L	30-Mar-20 21:30	1
EtFOSE	1691-99-2	ND	10.3	21.8		B0C0242	30-Mar-20	0.115 L	30-Mar-20 21:30	1

Labeled Standards	Type	% Recovery	Limits	Qualifiers	Batch	Extracted	Samp Size	Analyzed	Dilution
13C3-PFBA	IS	102	25 - 150		B0C0242	30-Mar-20	0.115 L	30-Mar-20 21:30	1

Sample ID: EB- well screen **PFAS Isotope Dilution Method**

Client Data

Name: AECOM
Project: Shoe Factory 60617051
Matrix: Aqueous
Date Collected: 05-Mar-20 10:50

Laboratory Data

Lab Sample: 2000512-01
Date Received: 10-Mar-20 09:40
Column: BEH C18

Labeled Standards	Type	% Recovery	Limits	Qualifiers	Batch	Extracted	Samp Size	Analyzed	Dilution
13C3-PFPeA	IS	83.7	25 - 150		B0C0242	30-Mar-20	0.115 L	30-Mar-20 21:30	1
13C3-PFBS	IS	88.2	25 - 150		B0C0242	30-Mar-20	0.115 L	30-Mar-20 21:30	1
13C3-HFPO-DA	IS	82.2	25 - 150		B0C0242	30-Mar-20	0.115 L	30-Mar-20 21:30	1
13C2-4:2 FTS	IS	94.4	25 - 150		B0C0242	30-Mar-20	0.115 L	30-Mar-20 21:30	1
13C2-PFHxA	IS	82.4	25 - 150		B0C0242	30-Mar-20	0.115 L	30-Mar-20 21:30	1
13C4-PFHpA	IS	84.4	25 - 150		B0C0242	30-Mar-20	0.115 L	30-Mar-20 21:30	1
13C3-PFHxS	IS	97.4	25 - 150		B0C0242	30-Mar-20	0.115 L	30-Mar-20 21:30	1
13C2-6:2 FTS	IS	88.9	25 - 150		B0C0242	30-Mar-20	0.115 L	30-Mar-20 21:30	1
13C5-PFNA	IS	87.3	25 - 150		B0C0242	30-Mar-20	0.115 L	30-Mar-20 21:30	1
13C8-PFOSA	IS	54.6	10 - 150		B0C0242	30-Mar-20	0.115 L	30-Mar-20 21:30	1
13C2-PFOA	IS	83.9	25 - 150		B0C0242	30-Mar-20	0.115 L	30-Mar-20 21:30	1
13C8-PFOS	IS	77.4	25 - 150		B0C0242	30-Mar-20	0.115 L	30-Mar-20 21:30	1
13C2-PFDA	IS	89.1	25 - 150		B0C0242	30-Mar-20	0.115 L	30-Mar-20 21:30	1
13C2-8:2 FTS	IS	85.0	25 - 150		B0C0242	30-Mar-20	0.115 L	30-Mar-20 21:30	1
d3-MeFOSAA	IS	91.9	25 - 150		B0C0242	30-Mar-20	0.115 L	30-Mar-20 21:30	1
13C2-PFUnA	IS	77.5	25 - 150		B0C0242	30-Mar-20	0.115 L	30-Mar-20 21:30	1
d5-EtFOSAA	IS	71.3	25 - 150		B0C0242	30-Mar-20	0.115 L	30-Mar-20 21:30	1
13C2-PFDoA	IS	76.7	25 - 150		B0C0242	30-Mar-20	0.115 L	30-Mar-20 21:30	1
d3-MeFOSA	IS	17.0	10 - 150		B0C0242	30-Mar-20	0.115 L	30-Mar-20 21:30	1
13C2-PFTeDA	IS	68.0	25 - 150		B0C0242	30-Mar-20	0.115 L	30-Mar-20 21:30	1
d5-EtFOSA	IS	16.5	10 - 150		B0C0242	30-Mar-20	0.115 L	30-Mar-20 21:30	1
13C2-PFHxDA	IS	58.7	25 - 150		B0C0242	30-Mar-20	0.115 L	30-Mar-20 21:30	1
d7-MeFOSE	IS	45.9	10 - 150		B0C0242	30-Mar-20	0.115 L	30-Mar-20 21:30	1
d9-EtFOSE	IS	46.6	10 - 150		B0C0242	30-Mar-20	0.115 L	30-Mar-20 21:30	1

MDL - Method Detection Limit RL - Reporting limit Results reported to MDL.

When reported, PFHxS, PFOA, PFOS, MeFOSAA and EtFOSAA include both linear and branched isomers. Only the linear isomer is reported for all other analytes.

Sample ID: EB- drill rod **PFAS Isotope Dilution Method**

Client Data

Name: AECOM
Project: Shoe Factory 60617051
Matrix: Aqueous
Date Collected: 05-Mar-20 10:55

Laboratory Data

Lab Sample: 2000512-02
Date Received: 10-Mar-20 09:40
Column: BEH C18

Analyte	CAS Number	Conc. (ng/L)	MDL	RL	Qualifiers	Batch	Extracted	Samp Size	Analyzed	Dilution
PFBA	375-22-4	ND	0.803	4.41		B0C0242	30-Mar-20	0.113 L	30-Mar-20 21:41	1
PFPeA	2706-90-3	ND	1.41	4.41		B0C0242	30-Mar-20	0.113 L	30-Mar-20 21:41	1
PFBS	375-73-5	ND	1.97	4.41		B0C0242	30-Mar-20	0.113 L	30-Mar-20 21:41	1
4:2 FTS	757124-72-4	ND	1.53	4.41		B0C0242	30-Mar-20	0.113 L	30-Mar-20 21:41	1
PFHxA	307-24-4	ND	2.40	4.41		B0C0242	30-Mar-20	0.113 L	30-Mar-20 21:41	1
PFPeS	2706-91-4	ND	2.67	4.41		B0C0242	30-Mar-20	0.113 L	30-Mar-20 21:41	1
HFPO-DA	13252-13-6	ND	5.31	5.51		B0C0242	30-Mar-20	0.113 L	30-Mar-20 21:41	1
PFHpA	375-85-9	ND	0.651	4.41		B0C0242	30-Mar-20	0.113 L	30-Mar-20 21:41	1
ADONA	919005-14-4	ND	0.795	4.41		B0C0242	30-Mar-20	0.113 L	30-Mar-20 21:41	1
PFHxS	355-46-4	ND	1.04	4.41		B0C0242	30-Mar-20	0.113 L	30-Mar-20 21:41	1
6:2 FTS	27619-97-2	ND	2.20	4.41		B0C0242	30-Mar-20	0.113 L	30-Mar-20 21:41	1
PFOA	335-67-1	ND	0.717	4.41		B0C0242	30-Mar-20	0.113 L	30-Mar-20 21:41	1
PFHpS	375-92-8	ND	1.03	4.41		B0C0242	30-Mar-20	0.113 L	30-Mar-20 21:41	1
PFNA	375-95-1	ND	0.892	4.41		B0C0242	30-Mar-20	0.113 L	30-Mar-20 21:41	1
PFOSA	754-91-6	ND	1.95	4.41		B0C0242	30-Mar-20	0.113 L	30-Mar-20 21:41	1
PFOS	1763-23-1	2.76	0.889	4.41	J, Q	B0C0242	30-Mar-20	0.113 L	30-Mar-20 21:41	1
9Cl-PF3ONS	756426-58-1	ND	1.60	4.41		B0C0242	30-Mar-20	0.113 L	30-Mar-20 21:41	1
PFDA	335-76-2	ND	1.64	4.41		B0C0242	30-Mar-20	0.113 L	30-Mar-20 21:41	1
8:2 FTS	39108-34-4	ND	2.27	4.41		B0C0242	30-Mar-20	0.113 L	30-Mar-20 21:41	1
PFNS	68259-12-1	ND	4.26	4.41		B0C0242	30-Mar-20	0.113 L	30-Mar-20 21:41	1
MeFOSAA	2355-31-9	ND	1.82	4.41		B0C0242	30-Mar-20	0.113 L	30-Mar-20 21:41	1
EtFOSAA	2991-50-6	ND	1.51	4.41		B0C0242	30-Mar-20	0.113 L	30-Mar-20 21:41	1
PFUnA	2058-94-8	ND	1.16	4.41		B0C0242	30-Mar-20	0.113 L	30-Mar-20 21:41	1
PFDS	335-77-3	ND	1.36	4.41		B0C0242	30-Mar-20	0.113 L	30-Mar-20 21:41	1
11Cl-PF3OUdS	763051-92-9	ND	2.66	4.41		B0C0242	30-Mar-20	0.113 L	30-Mar-20 21:41	1
10:2 FTS	120226-60-0	ND	3.45	4.41		B0C0242	30-Mar-20	0.113 L	30-Mar-20 21:41	1
PFDoA	307-55-1	ND	0.873	4.41		B0C0242	30-Mar-20	0.113 L	30-Mar-20 21:41	1
MeFOSA	31506-32-8	ND	4.22	22.0		B0C0242	30-Mar-20	0.113 L	30-Mar-20 21:41	1
PFTrDA	72629-94-8	ND	0.544	4.41		B0C0242	30-Mar-20	0.113 L	30-Mar-20 21:41	1
PFDoS	79780-39-5	ND	4.59	5.51		B0C0242	30-Mar-20	0.113 L	30-Mar-20 21:41	1
PFTeDA	376-06-7	ND	0.832	4.41		B0C0242	30-Mar-20	0.113 L	30-Mar-20 21:41	1
EtFOSA	4151-50-2	ND	5.63	22.0		B0C0242	30-Mar-20	0.113 L	30-Mar-20 21:41	1
PFHxDA	67905-19-5	ND	0.324	4.41		B0C0242	30-Mar-20	0.113 L	30-Mar-20 21:41	1
PFODA	16517-11-6	ND	6.76	7.71		B0C0242	30-Mar-20	0.113 L	30-Mar-20 21:41	1
MeFOSE	24448-09-7	ND	6.69	22.0		B0C0242	30-Mar-20	0.113 L	30-Mar-20 21:41	1
EtFOSE	1691-99-2	ND	10.4	22.0		B0C0242	30-Mar-20	0.113 L	30-Mar-20 21:41	1

Labeled Standards	Type	% Recovery	Limits	Qualifiers	Batch	Extracted	Samp Size	Analyzed	Dilution
13C3-PFBA	IS	95.5	25 - 150		B0C0242	30-Mar-20	0.113 L	30-Mar-20 21:41	1

Sample ID: EB- drill rod

PFAS Isotope Dilution Method

Client Data

Name: AECOM
Project: Shoe Factory 60617051
Matrix: Aqueous
Date Collected: 05-Mar-20 10:55

Laboratory Data

Lab Sample: 2000512-02
Date Received: 10-Mar-20 09:40
Column: BEH C18

Labeled Standards	Type	% Recovery	Limits	Qualifiers	Batch	Extracted	Samp Size	Analyzed	Dilution
13C3-PFPeA	IS	80.7	25 - 150		B0C0242	30-Mar-20	0.113 L	30-Mar-20 21:41	1
13C3-PFBS	IS	81.6	25 - 150		B0C0242	30-Mar-20	0.113 L	30-Mar-20 21:41	1
13C3-HFPO-DA	IS	79.5	25 - 150		B0C0242	30-Mar-20	0.113 L	30-Mar-20 21:41	1
13C2-4:2 FTS	IS	86.9	25 - 150		B0C0242	30-Mar-20	0.113 L	30-Mar-20 21:41	1
13C2-PFHxA	IS	78.6	25 - 150		B0C0242	30-Mar-20	0.113 L	30-Mar-20 21:41	1
13C4-PFHpA	IS	78.6	25 - 150		B0C0242	30-Mar-20	0.113 L	30-Mar-20 21:41	1
13C3-PFHxS	IS	88.8	25 - 150		B0C0242	30-Mar-20	0.113 L	30-Mar-20 21:41	1
13C2-6:2 FTS	IS	76.4	25 - 150		B0C0242	30-Mar-20	0.113 L	30-Mar-20 21:41	1
13C5-PFNA	IS	78.5	25 - 150		B0C0242	30-Mar-20	0.113 L	30-Mar-20 21:41	1
13C8-PFOSA	IS	59.7	10 - 150		B0C0242	30-Mar-20	0.113 L	30-Mar-20 21:41	1
13C2-PFOA	IS	76.7	25 - 150		B0C0242	30-Mar-20	0.113 L	30-Mar-20 21:41	1
13C8-PFOS	IS	69.4	25 - 150		B0C0242	30-Mar-20	0.113 L	30-Mar-20 21:41	1
13C2-PFDA	IS	76.1	25 - 150		B0C0242	30-Mar-20	0.113 L	30-Mar-20 21:41	1
13C2-8:2 FTS	IS	84.4	25 - 150		B0C0242	30-Mar-20	0.113 L	30-Mar-20 21:41	1
d3-MeFOSAA	IS	104	25 - 150		B0C0242	30-Mar-20	0.113 L	30-Mar-20 21:41	1
13C2-PFUnA	IS	74.5	25 - 150		B0C0242	30-Mar-20	0.113 L	30-Mar-20 21:41	1
d5-EtFOSAA	IS	80.5	25 - 150		B0C0242	30-Mar-20	0.113 L	30-Mar-20 21:41	1
13C2-PFDoA	IS	74.8	25 - 150		B0C0242	30-Mar-20	0.113 L	30-Mar-20 21:41	1
d3-MeFOSA	IS	29.0	10 - 150		B0C0242	30-Mar-20	0.113 L	30-Mar-20 21:41	1
13C2-PFTeDA	IS	59.6	25 - 150		B0C0242	30-Mar-20	0.113 L	30-Mar-20 21:41	1
d5-EtFOSA	IS	28.1	10 - 150		B0C0242	30-Mar-20	0.113 L	30-Mar-20 21:41	1
13C2-PFHxDA	IS	42.4	25 - 150		B0C0242	30-Mar-20	0.113 L	30-Mar-20 21:41	1
d7-MeFOSE	IS	44.7	10 - 150		B0C0242	30-Mar-20	0.113 L	30-Mar-20 21:41	1
d9-EtFOSE	IS	47.0	10 - 150		B0C0242	30-Mar-20	0.113 L	30-Mar-20 21:41	1

MDL - Method Detection Limit
RL - Reporting limit
Results reported to MDL.

When reported, PFHxS, PFOA, PFOS, MeFOSAA and EtFOSAA include both linear and branched isomers. Only the linear isomer is reported for all other analytes.

Sample ID: Field Blank

PFAS Isotope Dilution Method

Client Data

Name: AECOM
Project: Shoe Factory 60617051
Matrix: Aqueous
Date Collected: 06-Mar-20 16:20

Laboratory Data

Lab Sample: 2000512-03
Date Received: 10-Mar-20 09:40
Column: BEH C18

Analyte	CAS Number	Conc. (ng/L)	MDL	RL	Qualifiers	Batch	Extracted	Samp Size	Analyzed	Dilution
PFBA	375-22-4	ND	0.823	4.52		B0C0242	30-Mar-20	0.111 L	30-Mar-20 21:51	1
PFPeA	2706-90-3	ND	1.44	4.52		B0C0242	30-Mar-20	0.111 L	30-Mar-20 21:51	1
PFBS	375-73-5	ND	2.02	4.52		B0C0242	30-Mar-20	0.111 L	30-Mar-20 21:51	1
4:2 FTS	757124-72-4	ND	1.57	4.52		B0C0242	30-Mar-20	0.111 L	30-Mar-20 21:51	1
PFHxA	307-24-4	ND	2.46	4.52		B0C0242	30-Mar-20	0.111 L	30-Mar-20 21:51	1
PFPeS	2706-91-4	ND	2.73	4.52		B0C0242	30-Mar-20	0.111 L	30-Mar-20 21:51	1
HFPO-DA	13252-13-6	ND	5.44	5.64		B0C0242	30-Mar-20	0.111 L	30-Mar-20 21:51	1
PFHpA	375-85-9	ND	0.667	4.52		B0C0242	30-Mar-20	0.111 L	30-Mar-20 21:51	1
ADONA	919005-14-4	ND	0.815	4.52		B0C0242	30-Mar-20	0.111 L	30-Mar-20 21:51	1
PFHxS	355-46-4	ND	1.07	4.52		B0C0242	30-Mar-20	0.111 L	30-Mar-20 21:51	1
6:2 FTS	27619-97-2	ND	2.26	4.52		B0C0242	30-Mar-20	0.111 L	30-Mar-20 21:51	1
PFOA	335-67-1	ND	0.735	4.52		B0C0242	30-Mar-20	0.111 L	30-Mar-20 21:51	1
PFHpS	375-92-8	ND	1.06	4.52		B0C0242	30-Mar-20	0.111 L	30-Mar-20 21:51	1
PFNA	375-95-1	ND	0.914	4.52		B0C0242	30-Mar-20	0.111 L	30-Mar-20 21:51	1
PFOSA	754-91-6	ND	2.00	4.52		B0C0242	30-Mar-20	0.111 L	30-Mar-20 21:51	1
PFOS	1763-23-1	ND	0.911	4.52		B0C0242	30-Mar-20	0.111 L	30-Mar-20 21:51	1
9Cl-PF3ONS	756426-58-1	ND	1.64	4.52		B0C0242	30-Mar-20	0.111 L	30-Mar-20 21:51	1
PFDA	335-76-2	ND	1.68	4.52		B0C0242	30-Mar-20	0.111 L	30-Mar-20 21:51	1
8:2 FTS	39108-34-4	ND	2.33	4.52		B0C0242	30-Mar-20	0.111 L	30-Mar-20 21:51	1
PFNS	68259-12-1	ND	4.37	4.52		B0C0242	30-Mar-20	0.111 L	30-Mar-20 21:51	1
MeFOSAA	2355-31-9	ND	1.86	4.52		B0C0242	30-Mar-20	0.111 L	30-Mar-20 21:51	1
EtFOSAA	2991-50-6	1.55	1.55	4.52	J, Q	B0C0242	30-Mar-20	0.111 L	30-Mar-20 21:51	1
PFUnA	2058-94-8	ND	1.19	4.52		B0C0242	30-Mar-20	0.111 L	30-Mar-20 21:51	1
PFDS	335-77-3	ND	1.39	4.52		B0C0242	30-Mar-20	0.111 L	30-Mar-20 21:51	1
11Cl-PF3OUdS	763051-92-9	ND	2.72	4.52		B0C0242	30-Mar-20	0.111 L	30-Mar-20 21:51	1
10:2 FTS	120226-60-0	ND	3.53	4.52		B0C0242	30-Mar-20	0.111 L	30-Mar-20 21:51	1
PFDoA	307-55-1	ND	0.894	4.52		B0C0242	30-Mar-20	0.111 L	30-Mar-20 21:51	1
MeFOSA	31506-32-8	ND	4.32	22.6		B0C0242	30-Mar-20	0.111 L	30-Mar-20 21:51	1
PFTrDA	72629-94-8	ND	0.558	4.52		B0C0242	30-Mar-20	0.111 L	30-Mar-20 21:51	1
PFDoS	79780-39-5	ND	4.71	5.64		B0C0242	30-Mar-20	0.111 L	30-Mar-20 21:51	1
PFTeDA	376-06-7	ND	0.852	4.52		B0C0242	30-Mar-20	0.111 L	30-Mar-20 21:51	1
EtFOSA	4151-50-2	ND	5.77	22.6		B0C0242	30-Mar-20	0.111 L	30-Mar-20 21:51	1
PFHxDA	67905-19-5	ND	0.332	4.52		B0C0242	30-Mar-20	0.111 L	30-Mar-20 21:51	1
PFODA	16517-11-6	ND	6.93	7.90		B0C0242	30-Mar-20	0.111 L	30-Mar-20 21:51	1
MeFOSE	24448-09-7	ND	6.85	22.6		B0C0242	30-Mar-20	0.111 L	30-Mar-20 21:51	1
EtFOSE	1691-99-2	ND	10.7	22.6		B0C0242	30-Mar-20	0.111 L	30-Mar-20 21:51	1

Labeled Standards	Type	% Recovery	Limits	Qualifiers	Batch	Extracted	Samp Size	Analyzed	Dilution
13C3-PFBA	IS	109	25 - 150		B0C0242	30-Mar-20	0.111 L	30-Mar-20 21:51	1

Sample ID: Field Blank — **PFAS Isotope Dilution Method**

Client Data

Name: AECOM
Project: Shoe Factory 60617051
Matrix: Aqueous
Date Collected: 06-Mar-20 16:20

Laboratory Data

Lab Sample: 2000512-03
Date Received: 10-Mar-20 09:40
Column: BEH C18

Labeled Standards	Type	% Recovery	Limits	Qualifiers	Batch	Extracted	Samp Size	Analyzed	Dilution
13C3-PFPeA	IS	90.8	25 - 150		B0C0242	30-Mar-20	0.111 L	30-Mar-20 21:51	1
13C3-PFBS	IS	92.9	25 - 150		B0C0242	30-Mar-20	0.111 L	30-Mar-20 21:51	1
13C3-HFPO-DA	IS	91.3	25 - 150		B0C0242	30-Mar-20	0.111 L	30-Mar-20 21:51	1
13C2-4:2 FTS	IS	97.0	25 - 150		B0C0242	30-Mar-20	0.111 L	30-Mar-20 21:51	1
13C2-PFHxA	IS	87.6	25 - 150		B0C0242	30-Mar-20	0.111 L	30-Mar-20 21:51	1
13C4-PFHpA	IS	88.2	25 - 150		B0C0242	30-Mar-20	0.111 L	30-Mar-20 21:51	1
13C3-PFHxS	IS	102	25 - 150		B0C0242	30-Mar-20	0.111 L	30-Mar-20 21:51	1
13C2-6:2 FTS	IS	100	25 - 150		B0C0242	30-Mar-20	0.111 L	30-Mar-20 21:51	1
13C5-PFNA	IS	93.0	25 - 150		B0C0242	30-Mar-20	0.111 L	30-Mar-20 21:51	1
13C8-PFOSA	IS	58.4	10 - 150		B0C0242	30-Mar-20	0.111 L	30-Mar-20 21:51	1
13C2-PFOA	IS	90.7	25 - 150		B0C0242	30-Mar-20	0.111 L	30-Mar-20 21:51	1
13C8-PFOS	IS	81.5	25 - 150		B0C0242	30-Mar-20	0.111 L	30-Mar-20 21:51	1
13C2-PFDA	IS	95.2	25 - 150		B0C0242	30-Mar-20	0.111 L	30-Mar-20 21:51	1
13C2-8:2 FTS	IS	101	25 - 150		B0C0242	30-Mar-20	0.111 L	30-Mar-20 21:51	1
d3-MeFOSAA	IS	99.3	25 - 150		B0C0242	30-Mar-20	0.111 L	30-Mar-20 21:51	1
13C2-PFUnA	IS	82.8	25 - 150		B0C0242	30-Mar-20	0.111 L	30-Mar-20 21:51	1
d5-EtFOSAA	IS	71.7	25 - 150		B0C0242	30-Mar-20	0.111 L	30-Mar-20 21:51	1
13C2-PFDoA	IS	85.4	25 - 150		B0C0242	30-Mar-20	0.111 L	30-Mar-20 21:51	1
d3-MeFOSA	IS	22.9	10 - 150		B0C0242	30-Mar-20	0.111 L	30-Mar-20 21:51	1
13C2-PFTeDA	IS	73.4	25 - 150		B0C0242	30-Mar-20	0.111 L	30-Mar-20 21:51	1
d5-EtFOSA	IS	22.2	10 - 150		B0C0242	30-Mar-20	0.111 L	30-Mar-20 21:51	1
13C2-PFHxDA	IS	61.2	25 - 150		B0C0242	30-Mar-20	0.111 L	30-Mar-20 21:51	1
d7-MeFOSE	IS	51.1	10 - 150		B0C0242	30-Mar-20	0.111 L	30-Mar-20 21:51	1
d9-EtFOSE	IS	52.3	10 - 150		B0C0242	30-Mar-20	0.111 L	30-Mar-20 21:51	1

MDL - Method Detection Limit RL - Reporting limit Results reported to MDL.

When reported, PFHxS, PFOA, PFOS, MeFOSAA and EtFOSAA include both linear and branched isomers. Only the linear isomer is reported for all other analytes.

Sample ID: EB- peristaltic

PFAS Isotope Dilution Method

Client Data

Name: AECOM
Project: Shoe Factory 60617051
Matrix: Aqueous
Date Collected: 06-Mar-20 17:00

Laboratory Data

Lab Sample: 2000512-04
Date Received: 10-Mar-20 09:40
Column: BEH C18

Analyte	CAS Number	Conc. (ng/L)	MDL	RL	Qualifiers	Batch	Extracted	Samp Size	Analyzed	Dilution
PFBA	375-22-4	ND	0.867	4.76		B0C0242	30-Mar-20	0.105 L	30-Mar-20 22:02	1
PFPeA	2706-90-3	ND	1.52	4.76		B0C0242	30-Mar-20	0.105 L	30-Mar-20 22:02	1
PFBS	375-73-5	ND	2.13	4.76		B0C0242	30-Mar-20	0.105 L	30-Mar-20 22:02	1
4:2 FTS	757124-72-4	ND	1.65	4.76		B0C0242	30-Mar-20	0.105 L	30-Mar-20 22:02	1
PFHxA	307-24-4	ND	2.59	4.76		B0C0242	30-Mar-20	0.105 L	30-Mar-20 22:02	1
PFPeS	2706-91-4	ND	2.88	4.76		B0C0242	30-Mar-20	0.105 L	30-Mar-20 22:02	1
HFPO-DA	13252-13-6	ND	5.73	5.95		B0C0242	30-Mar-20	0.105 L	30-Mar-20 22:02	1
PFHpA	375-85-9	ND	0.703	4.76		B0C0242	30-Mar-20	0.105 L	30-Mar-20 22:02	1
ADONA	919005-14-4	ND	0.859	4.76		B0C0242	30-Mar-20	0.105 L	30-Mar-20 22:02	1
PFHxS	355-46-4	ND	1.13	4.76		B0C0242	30-Mar-20	0.105 L	30-Mar-20 22:02	1
6:2 FTS	27619-97-2	ND	2.38	4.76		B0C0242	30-Mar-20	0.105 L	30-Mar-20 22:02	1
PFOA	335-67-1	ND	0.774	4.76		B0C0242	30-Mar-20	0.105 L	30-Mar-20 22:02	1
PFHpS	375-92-8	ND	1.11	4.76		B0C0242	30-Mar-20	0.105 L	30-Mar-20 22:02	1
PFNA	375-95-1	ND	0.964	4.76		B0C0242	30-Mar-20	0.105 L	30-Mar-20 22:02	1
PFOSA	754-91-6	ND	2.11	4.76		B0C0242	30-Mar-20	0.105 L	30-Mar-20 22:02	1
PFOS	1763-23-1	ND	0.960	4.76		B0C0242	30-Mar-20	0.105 L	30-Mar-20 22:02	1
9Cl-PF3ONS	756426-58-1	ND	1.72	4.76		B0C0242	30-Mar-20	0.105 L	30-Mar-20 22:02	1
PFDA	335-76-2	ND	1.77	4.76		B0C0242	30-Mar-20	0.105 L	30-Mar-20 22:02	1
8:2 FTS	39108-34-4	ND	2.45	4.76		B0C0242	30-Mar-20	0.105 L	30-Mar-20 22:02	1
PFNS	68259-12-1	ND	4.60	4.76		B0C0242	30-Mar-20	0.105 L	30-Mar-20 22:02	1
MeFOSAA	2355-31-9	ND	1.96	4.76		B0C0242	30-Mar-20	0.105 L	30-Mar-20 22:02	1
EtFOSAA	2991-50-6	ND	1.63	4.76		B0C0242	30-Mar-20	0.105 L	30-Mar-20 22:02	1
PFUnA	2058-94-8	ND	1.25	4.76		B0C0242	30-Mar-20	0.105 L	30-Mar-20 22:02	1
PFDS	335-77-3	ND	1.46	4.76		B0C0242	30-Mar-20	0.105 L	30-Mar-20 22:02	1
11Cl-PF3OUdS	763051-92-9	ND	2.87	4.76		B0C0242	30-Mar-20	0.105 L	30-Mar-20 22:02	1
10:2 FTS	120226-60-0	ND	3.72	4.76		B0C0242	30-Mar-20	0.105 L	30-Mar-20 22:02	1
PFDoA	307-55-1	ND	0.942	4.76		B0C0242	30-Mar-20	0.105 L	30-Mar-20 22:02	1
MeFOSA	31506-32-8	ND	4.56	23.8		B0C0242	30-Mar-20	0.105 L	30-Mar-20 22:02	1
PFTrDA	72629-94-8	ND	0.588	4.76		B0C0242	30-Mar-20	0.105 L	30-Mar-20 22:02	1
PFDoS	79780-39-5	ND	4.96	5.95		B0C0242	30-Mar-20	0.105 L	30-Mar-20 22:02	1
PFTeDA	376-06-7	ND	0.898	4.76		B0C0242	30-Mar-20	0.105 L	30-Mar-20 22:02	1
EtFOSA	4151-50-2	ND	6.08	23.8		B0C0242	30-Mar-20	0.105 L	30-Mar-20 22:02	1
PFHxDA	67905-19-5	ND	0.350	4.76		B0C0242	30-Mar-20	0.105 L	30-Mar-20 22:02	1
PFODA	16517-11-6	ND	7.30	8.33		B0C0242	30-Mar-20	0.105 L	30-Mar-20 22:02	1
MeFOSE	24448-09-7	ND	7.22	23.8		B0C0242	30-Mar-20	0.105 L	30-Mar-20 22:02	1
EtFOSE	1691-99-2	ND	11.2	23.8		B0C0242	30-Mar-20	0.105 L	30-Mar-20 22:02	1

Labeled Standards	Type	% Recovery	Limits	Qualifiers	Batch	Extracted	Samp Size	Analyzed	Dilution
13C3-PFBA	IS	110	25 - 150		B0C0242	30-Mar-20	0.105 L	30-Mar-20 22:02	1

Sample ID: EB- peristaltic **PFAS Isotope Dilution Method**

Client Data

Name: AECOM
Project: Shoe Factory 60617051
Matrix: Aqueous
Date Collected: 06-Mar-20 17:00

Laboratory Data

Lab Sample: 2000512-04
Date Received: 10-Mar-20 09:40
Column: BEH C18

Labeled Standards	Type	% Recovery	Limits	Qualifiers	Batch	Extracted	Samp Size	Analyzed	Dilution
13C3-PFPeA	IS	87.7	25 - 150		B0C0242	30-Mar-20	0.105 L	30-Mar-20 22:02	1
13C3-PFBS	IS	87.5	25 - 150		B0C0242	30-Mar-20	0.105 L	30-Mar-20 22:02	1
13C3-HFPO-DA	IS	83.4	25 - 150		B0C0242	30-Mar-20	0.105 L	30-Mar-20 22:02	1
13C2-4:2 FTS	IS	91.9	25 - 150		B0C0242	30-Mar-20	0.105 L	30-Mar-20 22:02	1
13C2-PFHxA	IS	84.2	25 - 150		B0C0242	30-Mar-20	0.105 L	30-Mar-20 22:02	1
13C4-PFHpA	IS	83.7	25 - 150		B0C0242	30-Mar-20	0.105 L	30-Mar-20 22:02	1
13C3-PFHxS	IS	95.3	25 - 150		B0C0242	30-Mar-20	0.105 L	30-Mar-20 22:02	1
13C2-6:2 FTS	IS	86.5	25 - 150		B0C0242	30-Mar-20	0.105 L	30-Mar-20 22:02	1
13C5-PFNA	IS	86.1	25 - 150		B0C0242	30-Mar-20	0.105 L	30-Mar-20 22:02	1
13C8-PFOSA	IS	48.5	10 - 150		B0C0242	30-Mar-20	0.105 L	30-Mar-20 22:02	1
13C2-PFOA	IS	83.0	25 - 150		B0C0242	30-Mar-20	0.105 L	30-Mar-20 22:02	1
13C8-PFOS	IS	79.4	25 - 150		B0C0242	30-Mar-20	0.105 L	30-Mar-20 22:02	1
13C2-PFDA	IS	86.6	25 - 150		B0C0242	30-Mar-20	0.105 L	30-Mar-20 22:02	1
13C2-8:2 FTS	IS	86.4	25 - 150		B0C0242	30-Mar-20	0.105 L	30-Mar-20 22:02	1
d3-MeFOSAA	IS	90.2	25 - 150		B0C0242	30-Mar-20	0.105 L	30-Mar-20 22:02	1
13C2-PFUnA	IS	81.0	25 - 150		B0C0242	30-Mar-20	0.105 L	30-Mar-20 22:02	1
d5-EtFOSAA	IS	63.6	25 - 150		B0C0242	30-Mar-20	0.105 L	30-Mar-20 22:02	1
13C2-PFDoA	IS	76.8	25 - 150		B0C0242	30-Mar-20	0.105 L	30-Mar-20 22:02	1
d3-MeFOSA	IS	15.2	10 - 150		B0C0242	30-Mar-20	0.105 L	30-Mar-20 22:02	1
13C2-PFTeDA	IS	68.8	25 - 150		B0C0242	30-Mar-20	0.105 L	30-Mar-20 22:02	1
d5-EtFOSA	IS	15.0	10 - 150		B0C0242	30-Mar-20	0.105 L	30-Mar-20 22:02	1
13C2-PFHxDA	IS	61.3	25 - 150		B0C0242	30-Mar-20	0.105 L	30-Mar-20 22:02	1
d7-MeFOSE	IS	38.7	10 - 150		B0C0242	30-Mar-20	0.105 L	30-Mar-20 22:02	1
d9-EtFOSE	IS	40.8	10 - 150		B0C0242	30-Mar-20	0.105 L	30-Mar-20 22:02	1

MDL - Method Detection Limit RL - Reporting limit Results reported to MDL.

When reported, PFHxS, PFOA, PFOS, MeFOSAA and EtFOSAA include both linear and branched isomers. Only the linear isomer is reported for all other analytes.

Sample ID: SP-116

PFAS Isotope Dilution Method

Client Data

Name: AECOM
Project: Shoe Factory 60617051
Matrix: Aqueous
Date Collected: 06-Mar-20 09:20

Laboratory Data

Lab Sample: 2000512-05
Date Received: 10-Mar-20 09:40
Column: BEH C18

Analyte	CAS Number	Conc. (ng/L)	MDL	RL	Qualifiers	Batch	Extracted	Samp Size	Analyzed	Dilution
PFBA	375-22-4	127	0.827	4.54		B0C0242	30-Mar-20	0.110 L	30-Mar-20 22:12	1
PFPeA	2706-90-3	72.9	1.45	4.54		B0C0242	30-Mar-20	0.110 L	30-Mar-20 22:12	1
PFBS	375-73-5	25.1	2.03	4.54		B0C0242	30-Mar-20	0.110 L	30-Mar-20 22:12	1
4:2 FTS	757124-72-4	ND	1.58	4.54		B0C0242	30-Mar-20	0.110 L	30-Mar-20 22:12	1
PFHxA	307-24-4	88.8	2.47	4.54		B0C0242	30-Mar-20	0.110 L	30-Mar-20 22:12	1
PFPeS	2706-91-4	20.8	2.74	4.54		B0C0242	30-Mar-20	0.110 L	30-Mar-20 22:12	1
HFPO-DA	13252-13-6	ND	5.47	5.67		B0C0242	30-Mar-20	0.110 L	30-Mar-20 22:12	1
PFHpA	375-85-9	58.0	0.670	4.54	Q	B0C0242	30-Mar-20	0.110 L	30-Mar-20 22:12	1
ADONA	919005-14-4	ND	0.819	4.54		B0C0242	30-Mar-20	0.110 L	30-Mar-20 22:12	1
PFHxS	355-46-4	110	1.07	4.54		B0C0242	30-Mar-20	0.110 L	30-Mar-20 22:12	1
6:2 FTS	27619-97-2	ND	2.27	4.54		B0C0242	30-Mar-20	0.110 L	30-Mar-20 22:12	1
PFOA	335-67-1	436	0.738	4.54		B0C0242	30-Mar-20	0.110 L	30-Mar-20 22:12	1
PFHpS	375-92-8	17.4	1.06	4.54		B0C0242	30-Mar-20	0.110 L	30-Mar-20 22:12	1
PFNA	375-95-1	2.31	0.919	4.54	J	B0C0242	30-Mar-20	0.110 L	30-Mar-20 22:12	1
PFOSA	754-91-6	ND	2.01	4.54		B0C0242	30-Mar-20	0.110 L	30-Mar-20 22:12	1
PFOS	1763-23-1	147	0.915	4.54		B0C0242	30-Mar-20	0.110 L	30-Mar-20 22:12	1
9Cl-PF3ONS	756426-58-1	ND	1.64	4.54		B0C0242	30-Mar-20	0.110 L	30-Mar-20 22:12	1
PFDA	335-76-2	ND	1.69	4.54		B0C0242	30-Mar-20	0.110 L	30-Mar-20 22:12	1
8:2 FTS	39108-34-4	ND	2.34	4.54		B0C0242	30-Mar-20	0.110 L	30-Mar-20 22:12	1
PFNS	68259-12-1	ND	4.39	4.54		B0C0242	30-Mar-20	0.110 L	30-Mar-20 22:12	1
MeFOSAA	2355-31-9	ND	1.87	4.54		B0C0242	30-Mar-20	0.110 L	30-Mar-20 22:12	1
EtFOSAA	2991-50-6	ND	1.55	4.54		B0C0242	30-Mar-20	0.110 L	30-Mar-20 22:12	1
PFUnA	2058-94-8	ND	1.19	4.54		B0C0242	30-Mar-20	0.110 L	30-Mar-20 22:12	1
PFDS	335-77-3	ND	1.39	4.54		B0C0242	30-Mar-20	0.110 L	30-Mar-20 22:12	1
11Cl-PF3OUdS	763051-92-9	ND	2.73	4.54		B0C0242	30-Mar-20	0.110 L	30-Mar-20 22:12	1
10:2 FTS	120226-60-0	ND	3.55	4.54		B0C0242	30-Mar-20	0.110 L	30-Mar-20 22:12	1
PFDoA	307-55-1	ND	0.898	4.54		B0C0242	30-Mar-20	0.110 L	30-Mar-20 22:12	1
MeFOSA	31506-32-8	ND	4.34	22.7		B0C0242	30-Mar-20	0.110 L	30-Mar-20 22:12	1
PFTrDA	72629-94-8	ND	0.560	4.54		B0C0242	30-Mar-20	0.110 L	30-Mar-20 22:12	1
PFDoS	79780-39-5	ND	4.73	5.67		B0C0242	30-Mar-20	0.110 L	30-Mar-20 22:12	1
PFTeDA	376-06-7	ND	0.856	4.54		B0C0242	30-Mar-20	0.110 L	30-Mar-20 22:12	1
EtFOSA	4151-50-2	ND	5.80	22.7		B0C0242	30-Mar-20	0.110 L	30-Mar-20 22:12	1
PFHxDA	67905-19-5	ND	0.333	4.54		B0C0242	30-Mar-20	0.110 L	30-Mar-20 22:12	1
PFODA	16517-11-6	ND	6.96	7.94		B0C0242	30-Mar-20	0.110 L	30-Mar-20 22:12	1
MeFOSE	24448-09-7	ND	6.88	22.7		B0C0242	30-Mar-20	0.110 L	30-Mar-20 22:12	1
EtFOSE	1691-99-2	ND	10.7	22.7		B0C0242	30-Mar-20	0.110 L	30-Mar-20 22:12	1

Labeled Standards	Type	% Recovery	Limits	Qualifiers	Batch	Extracted	Samp Size	Analyzed	Dilution
13C3-PFBA	IS	103	25 - 150		B0C0242	30-Mar-20	0.110 L	30-Mar-20 22:12	1

Sample ID: SP-116 **PFAS Isotope Dilution Method**

Client Data

Name: AECOM
Project: Shoe Factory 60617051
Matrix: Aqueous
Date Collected: 06-Mar-20 09:20

Laboratory Data

Lab Sample: 2000512-05
Date Received: 10-Mar-20 09:40
Column: BEH C18

Labeled Standards	Type	% Recovery	Limits	Qualifiers	Batch	Extracted	Samp Size	Analyzed	Dilution
13C3-PFPeA	IS	84.5	25 - 150		B0C0242	30-Mar-20	0.110 L	30-Mar-20 22:12	1
13C3-PFBS	IS	91.8	25 - 150		B0C0242	30-Mar-20	0.110 L	30-Mar-20 22:12	1
13C3-HFPO-DA	IS	78.9	25 - 150		B0C0242	30-Mar-20	0.110 L	30-Mar-20 22:12	1
13C2-4:2 FTS	IS	85.6	25 - 150		B0C0242	30-Mar-20	0.110 L	30-Mar-20 22:12	1
13C2-PFHxA	IS	83.7	25 - 150		B0C0242	30-Mar-20	0.110 L	30-Mar-20 22:12	1
13C4-PFHpA	IS	89.4	25 - 150		B0C0242	30-Mar-20	0.110 L	30-Mar-20 22:12	1
13C3-PFHxS	IS	105	25 - 150		B0C0242	30-Mar-20	0.110 L	30-Mar-20 22:12	1
13C2-6:2 FTS	IS	83.7	25 - 150		B0C0242	30-Mar-20	0.110 L	30-Mar-20 22:12	1
13C5-PFNA	IS	90.4	25 - 150		B0C0242	30-Mar-20	0.110 L	30-Mar-20 22:12	1
13C8-PFOSA	IS	58.6	10 - 150		B0C0242	30-Mar-20	0.110 L	30-Mar-20 22:12	1
13C2-PFOA	IS	88.2	25 - 150		B0C0242	30-Mar-20	0.110 L	30-Mar-20 22:12	1
13C8-PFOS	IS	79.4	25 - 150		B0C0242	30-Mar-20	0.110 L	30-Mar-20 22:12	1
13C2-PFDA	IS	86.0	25 - 150		B0C0242	30-Mar-20	0.110 L	30-Mar-20 22:12	1
13C2-8:2 FTS	IS	74.7	25 - 150		B0C0242	30-Mar-20	0.110 L	30-Mar-20 22:12	1
d3-MeFOSAA	IS	101	25 - 150		B0C0242	30-Mar-20	0.110 L	30-Mar-20 22:12	1
13C2-PFUnA	IS	77.2	25 - 150		B0C0242	30-Mar-20	0.110 L	30-Mar-20 22:12	1
d5-EtFOSAA	IS	83.2	25 - 150		B0C0242	30-Mar-20	0.110 L	30-Mar-20 22:12	1
13C2-PFDoA	IS	74.7	25 - 150		B0C0242	30-Mar-20	0.110 L	30-Mar-20 22:12	1
d3-MeFOSA	IS	9.60	10 - 150	H	B0C0242	30-Mar-20	0.110 L	30-Mar-20 22:12	1
13C2-PFTeDA	IS	71.6	25 - 150		B0C0242	30-Mar-20	0.110 L	30-Mar-20 22:12	1
d5-EtFOSA	IS	9.10	10 - 150	H	B0C0242	30-Mar-20	0.110 L	30-Mar-20 22:12	1
13C2-PFHxDA	IS	60.2	25 - 150		B0C0242	30-Mar-20	0.110 L	30-Mar-20 22:12	1
d7-MeFOSE	IS	45.5	10 - 150		B0C0242	30-Mar-20	0.110 L	30-Mar-20 22:12	1
d9-EtFOSE	IS	46.2	10 - 150		B0C0242	30-Mar-20	0.110 L	30-Mar-20 22:12	1

MDL - Method Detection Limit RL - Reporting limit Results reported to MDL.

When reported, PFHxS, PFOA, PFOS, MeFOSAA and EtFOSAA include both linear and branched isomers. Only the linear isomer is reported for all other analytes.

Sample ID: SP-111

PFAS Isotope Dilution Method

Client Data

Name: AECOM
Project: Shoe Factory 60617051
Matrix: Aqueous
Date Collected: 06-Mar-20 10:15

Laboratory Data

Lab Sample: 2000512-06
Date Received: 10-Mar-20 09:40
Column: BEH C18

Analyte	CAS Number	Conc. (ng/L)	MDL	RL	Qualifiers	Batch	Extracted	Samp Size	Analyzed	Dilution
PFBA	375-22-4	24.4	0.809	4.44		B0C0242	30-Mar-20	0.113 L	30-Mar-20 22:23	1
PFPeA	2706-90-3	31.9	1.42	4.44		B0C0242	30-Mar-20	0.113 L	30-Mar-20 22:23	1
PFBS	375-73-5	35.0	1.99	4.44		B0C0242	30-Mar-20	0.113 L	30-Mar-20 22:23	1
4:2 FTS	757124-72-4	ND	1.54	4.44		B0C0242	30-Mar-20	0.113 L	30-Mar-20 22:23	1
PFHxA	307-24-4	40.8	2.42	4.44		B0C0242	30-Mar-20	0.113 L	30-Mar-20 22:23	1
PFPeS	2706-91-4	47.1	2.69	4.44		B0C0242	30-Mar-20	0.113 L	30-Mar-20 22:23	1
HFPO-DA	13252-13-6	ND	5.35	5.55		B0C0242	30-Mar-20	0.113 L	30-Mar-20 22:23	1
PFHpA	375-85-9	49.1	0.656	4.44		B0C0242	30-Mar-20	0.113 L	30-Mar-20 22:23	1
ADONA	919005-14-4	ND	0.801	4.44		B0C0242	30-Mar-20	0.113 L	30-Mar-20 22:23	1
PFHxS	355-46-4	189	1.05	4.44		B0C0242	30-Mar-20	0.113 L	30-Mar-20 22:23	1
6:2 FTS	27619-97-2	ND	2.22	4.44		B0C0242	30-Mar-20	0.113 L	30-Mar-20 22:23	1
PFOA	335-67-1	526	0.723	4.44		B0C0242	30-Mar-20	0.113 L	30-Mar-20 22:23	1
PFHpS	375-92-8	40.3	1.04	4.44		B0C0242	30-Mar-20	0.113 L	30-Mar-20 22:23	1
PFNA	375-95-1	9.36	0.899	4.44		B0C0242	30-Mar-20	0.113 L	30-Mar-20 22:23	1
PFOSA	754-91-6	7.02	1.96	4.44	Q	B0C0242	30-Mar-20	0.113 L	30-Mar-20 22:23	1
PFOS	1763-23-1	792	0.896	4.44		B0C0242	30-Mar-20	0.113 L	30-Mar-20 22:23	1
9Cl-PF3ONS	756426-58-1	ND	1.61	4.44		B0C0242	30-Mar-20	0.113 L	30-Mar-20 22:23	1
PFDA	335-76-2	ND	1.65	4.44		B0C0242	30-Mar-20	0.113 L	30-Mar-20 22:23	1
8:2 FTS	39108-34-4	ND	2.29	4.44		B0C0242	30-Mar-20	0.113 L	30-Mar-20 22:23	1
PFNS	68259-12-1	ND	4.30	4.44		B0C0242	30-Mar-20	0.113 L	30-Mar-20 22:23	1
MeFOSAA	2355-31-9	ND	1.83	4.44		B0C0242	30-Mar-20	0.113 L	30-Mar-20 22:23	1
EtFOSAA	2991-50-6	18.2	1.52	4.44		B0C0242	30-Mar-20	0.113 L	30-Mar-20 22:23	1
PFUnA	2058-94-8	ND	1.17	4.44		B0C0242	30-Mar-20	0.113 L	30-Mar-20 22:23	1
PFDS	335-77-3	ND	1.37	4.44		B0C0242	30-Mar-20	0.113 L	30-Mar-20 22:23	1
11Cl-PF3OUdS	763051-92-9	ND	2.68	4.44		B0C0242	30-Mar-20	0.113 L	30-Mar-20 22:23	1
10:2 FTS	120226-60-0	ND	3.47	4.44		B0C0242	30-Mar-20	0.113 L	30-Mar-20 22:23	1
PFDoA	307-55-1	ND	0.879	4.44		B0C0242	30-Mar-20	0.113 L	30-Mar-20 22:23	1
MeFOSA	31506-32-8	ND	4.25	22.2		B0C0242	30-Mar-20	0.113 L	30-Mar-20 22:23	1
PFTrDA	72629-94-8	ND	0.548	4.44		B0C0242	30-Mar-20	0.113 L	30-Mar-20 22:23	1
PFDoS	79780-39-5	ND	4.63	5.55		B0C0242	30-Mar-20	0.113 L	30-Mar-20 22:23	1
PFTeDA	376-06-7	ND	0.838	4.44		B0C0242	30-Mar-20	0.113 L	30-Mar-20 22:23	1
EtFOSA	4151-50-2	ND	5.67	22.2		B0C0242	30-Mar-20	0.113 L	30-Mar-20 22:23	1
PFHxDA	67905-19-5	ND	0.326	4.44		B0C0242	30-Mar-20	0.113 L	30-Mar-20 22:23	1
PFODA	16517-11-6	ND	6.82	7.77		B0C0242	30-Mar-20	0.113 L	30-Mar-20 22:23	1
MeFOSE	24448-09-7	ND	6.74	22.2		B0C0242	30-Mar-20	0.113 L	30-Mar-20 22:23	1
EtFOSE	1691-99-2	ND	10.5	22.2		B0C0242	30-Mar-20	0.113 L	30-Mar-20 22:23	1

Labeled Standards	Type	% Recovery	Limits	Qualifiers	Batch	Extracted	Samp Size	Analyzed	Dilution
13C3-PFBA	IS	109	25 - 150		B0C0242	30-Mar-20	0.113 L	30-Mar-20 22:23	1

Sample ID: SP-111 **PFAS Isotope Dilution Method**

Client Data

Name: AECOM
Project: Shoe Factory 60617051
Matrix: Aqueous
Date Collected: 06-Mar-20 10:15

Laboratory Data

Lab Sample: 2000512-06
Date Received: 10-Mar-20 09:40
Column: BEH C18

Labeled Standards	Type	% Recovery	Limits	Qualifiers	Batch	Extracted	Samp Size	Analyzed	Dilution
13C3-PFPeA	IS	83.7	25 - 150		B0C0242	30-Mar-20	0.113 L	30-Mar-20 22:23	1
13C3-PFBS	IS	84.5	25 - 150		B0C0242	30-Mar-20	0.113 L	30-Mar-20 22:23	1
13C3-HFPO-DA	IS	77.4	25 - 150		B0C0242	30-Mar-20	0.113 L	30-Mar-20 22:23	1
13C2-4:2 FTS	IS	81.7	25 - 150		B0C0242	30-Mar-20	0.113 L	30-Mar-20 22:23	1
13C2-PFHxA	IS	78.1	25 - 150		B0C0242	30-Mar-20	0.113 L	30-Mar-20 22:23	1
13C4-PFHpA	IS	83.3	25 - 150		B0C0242	30-Mar-20	0.113 L	30-Mar-20 22:23	1
13C3-PFHxS	IS	91.1	25 - 150		B0C0242	30-Mar-20	0.113 L	30-Mar-20 22:23	1
13C2-6:2 FTS	IS	66.8	25 - 150		B0C0242	30-Mar-20	0.113 L	30-Mar-20 22:23	1
13C5-PFNA	IS	80.5	25 - 150		B0C0242	30-Mar-20	0.113 L	30-Mar-20 22:23	1
13C8-PFOSA	IS	57.7	10 - 150		B0C0242	30-Mar-20	0.113 L	30-Mar-20 22:23	1
13C2-PFOA	IS	81.2	25 - 150		B0C0242	30-Mar-20	0.113 L	30-Mar-20 22:23	1
13C8-PFOS	IS	70.1	25 - 150		B0C0242	30-Mar-20	0.113 L	30-Mar-20 22:23	1
13C2-PFDA	IS	81.0	25 - 150		B0C0242	30-Mar-20	0.113 L	30-Mar-20 22:23	1
13C2-8:2 FTS	IS	65.9	25 - 150		B0C0242	30-Mar-20	0.113 L	30-Mar-20 22:23	1
d3-MeFOSAA	IS	97.6	25 - 150		B0C0242	30-Mar-20	0.113 L	30-Mar-20 22:23	1
13C2-PFUnA	IS	78.4	25 - 150		B0C0242	30-Mar-20	0.113 L	30-Mar-20 22:23	1
d5-EtFOSAA	IS	75.8	25 - 150		B0C0242	30-Mar-20	0.113 L	30-Mar-20 22:23	1
13C2-PFDoA	IS	78.3	25 - 150		B0C0242	30-Mar-20	0.113 L	30-Mar-20 22:23	1
d3-MeFOSA	IS	18.9	10 - 150		B0C0242	30-Mar-20	0.113 L	30-Mar-20 22:23	1
13C2-PFTeDA	IS	74.5	25 - 150		B0C0242	30-Mar-20	0.113 L	30-Mar-20 22:23	1
d5-EtFOSA	IS	18.0	10 - 150		B0C0242	30-Mar-20	0.113 L	30-Mar-20 22:23	1
13C2-PFHxDA	IS	60.7	25 - 150		B0C0242	30-Mar-20	0.113 L	30-Mar-20 22:23	1
d7-MeFOSE	IS	51.0	10 - 150		B0C0242	30-Mar-20	0.113 L	30-Mar-20 22:23	1
d9-EtFOSE	IS	52.4	10 - 150		B0C0242	30-Mar-20	0.113 L	30-Mar-20 22:23	1

MDL - Method Detection Limit RL - Reporting limit Results reported to MDL.

When reported, PFHxS, PFOA, PFOS, MeFOSAA and EtFOSAA include both linear and branched isomers. Only the linear isomer is reported for all other analytes.

Sample ID: SP-109 **PFAS Isotope Dilution Method**

Client Data

Name: AECOM
Project: Shoe Factory 60617051
Matrix: Aqueous
Date Collected: 06-Mar-20 11:25

Laboratory Data

Lab Sample: 2000512-07
Date Received: 10-Mar-20 09:40
Column: BEH C18

Analyte	CAS Number	Conc. (ng/L)	MDL	RL	Qualifiers	Batch	Extracted	Samp Size	Analyzed	Dilution
PFBA	375-22-4	27.1	0.800	4.39		B0C0242	30-Mar-20	0.114 L	30-Mar-20 22:33	1
PFPeA	2706-90-3	4.49	1.40	4.39		B0C0242	30-Mar-20	0.114 L	30-Mar-20 22:33	1
PFBS	375-73-5	7.48	1.96	4.39		B0C0242	30-Mar-20	0.114 L	30-Mar-20 22:33	1
4:2 FTS	757124-72-4	ND	1.52	4.39		B0C0242	30-Mar-20	0.114 L	30-Mar-20 22:33	1
PFHxA	307-24-4	3.10	2.39	4.39	J, Q	B0C0242	30-Mar-20	0.114 L	30-Mar-20 22:33	1
PFPeS	2706-91-4	8.29	2.65	4.39	Q	B0C0242	30-Mar-20	0.114 L	30-Mar-20 22:33	1
HFPO-DA	13252-13-6	ND	5.29	5.48		B0C0242	30-Mar-20	0.114 L	30-Mar-20 22:33	1
PFHpA	375-85-9	3.00	0.648	4.39	J, Q	B0C0242	30-Mar-20	0.114 L	30-Mar-20 22:33	1
ADONA	919005-14-4	ND	0.792	4.39		B0C0242	30-Mar-20	0.114 L	30-Mar-20 22:33	1
PFHxS	355-46-4	17.1	1.04	4.39		B0C0242	30-Mar-20	0.114 L	30-Mar-20 22:33	1
6:2 FTS	27619-97-2	ND	2.19	4.39		B0C0242	30-Mar-20	0.114 L	30-Mar-20 22:33	1
PFOA	335-67-1	26.3	0.714	4.39		B0C0242	30-Mar-20	0.114 L	30-Mar-20 22:33	1
PFHpS	375-92-8	ND	1.03	4.39		B0C0242	30-Mar-20	0.114 L	30-Mar-20 22:33	1
PFNA	375-95-1	ND	0.888	4.39		B0C0242	30-Mar-20	0.114 L	30-Mar-20 22:33	1
PFOSA	754-91-6	ND	1.94	4.39		B0C0242	30-Mar-20	0.114 L	30-Mar-20 22:33	1
PFOS	1763-23-1	ND	0.885	4.39		B0C0242	30-Mar-20	0.114 L	30-Mar-20 22:33	1
9Cl-PF3ONS	756426-58-1	ND	1.59	4.39		B0C0242	30-Mar-20	0.114 L	30-Mar-20 22:33	1
PFDA	335-76-2	ND	1.63	4.39		B0C0242	30-Mar-20	0.114 L	30-Mar-20 22:33	1
8:2 FTS	39108-34-4	ND	2.26	4.39		B0C0242	30-Mar-20	0.114 L	30-Mar-20 22:33	1
PFNS	68259-12-1	ND	4.24	4.39		B0C0242	30-Mar-20	0.114 L	30-Mar-20 22:33	1
MeFOSAA	2355-31-9	ND	1.81	4.39		B0C0242	30-Mar-20	0.114 L	30-Mar-20 22:33	1
EtFOSAA	2991-50-6	ND	1.50	4.39		B0C0242	30-Mar-20	0.114 L	30-Mar-20 22:33	1
PFUnA	2058-94-8	ND	1.15	4.39		B0C0242	30-Mar-20	0.114 L	30-Mar-20 22:33	1
PFDS	335-77-3	ND	1.35	4.39		B0C0242	30-Mar-20	0.114 L	30-Mar-20 22:33	1
11Cl-PF3OUdS	763051-92-9	ND	2.64	4.39		B0C0242	30-Mar-20	0.114 L	30-Mar-20 22:33	1
10:2 FTS	120226-60-0	ND	3.43	4.39		B0C0242	30-Mar-20	0.114 L	30-Mar-20 22:33	1
PFDoA	307-55-1	ND	0.869	4.39		B0C0242	30-Mar-20	0.114 L	30-Mar-20 22:33	1
MeFOSA	31506-32-8	ND	4.20	21.9		B0C0242	30-Mar-20	0.114 L	30-Mar-20 22:33	1
PFTrDA	72629-94-8	ND	0.542	4.39		B0C0242	30-Mar-20	0.114 L	30-Mar-20 22:33	1
PFDoS	79780-39-5	ND	4.57	5.48		B0C0242	30-Mar-20	0.114 L	30-Mar-20 22:33	1
PFTeDA	376-06-7	ND	0.828	4.39		B0C0242	30-Mar-20	0.114 L	30-Mar-20 22:33	1
EtFOSA	4151-50-2	ND	5.61	21.9		B0C0242	30-Mar-20	0.114 L	30-Mar-20 22:33	1
PFHxDA	67905-19-5	ND	0.322	4.39		B0C0242	30-Mar-20	0.114 L	30-Mar-20 22:33	1
PFODA	16517-11-6	ND	6.73	7.68		B0C0242	30-Mar-20	0.114 L	30-Mar-20 22:33	1
MeFOSE	24448-09-7	ND	6.66	21.9		B0C0242	30-Mar-20	0.114 L	30-Mar-20 22:33	1
EtFOSE	1691-99-2	ND	10.4	21.9		B0C0242	30-Mar-20	0.114 L	30-Mar-20 22:33	1

Labeled Standards	Type	% Recovery	Limits	Qualifiers	Batch	Extracted	Samp Size	Analyzed	Dilution
13C3-PFBA	IS	93.8	25 - 150		B0C0242	30-Mar-20	0.114 L	30-Mar-20 22:33	1

Sample ID: SP-109 **PFAS Isotope Dilution Method**

Client Data

Name: AECOM
Project: Shoe Factory 60617051
Matrix: Aqueous
Date Collected: 06-Mar-20 11:25

Laboratory Data

Lab Sample: 2000512-07
Date Received: 10-Mar-20 09:40
Column: BEH C18

Labeled Standards	Type	% Recovery	Limits	Qualifiers	Batch	Extracted	Samp Size	Analyzed	Dilution
13C3-PFPeA	IS	81.3	25 - 150		B0C0242	30-Mar-20	0.114 L	30-Mar-20 22:33	1
13C3-PFBS	IS	83.8	25 - 150		B0C0242	30-Mar-20	0.114 L	30-Mar-20 22:33	1
13C3-HFPO-DA	IS	79.8	25 - 150		B0C0242	30-Mar-20	0.114 L	30-Mar-20 22:33	1
13C2-4:2 FTS	IS	73.8	25 - 150		B0C0242	30-Mar-20	0.114 L	30-Mar-20 22:33	1
13C2-PFHxA	IS	78.2	25 - 150		B0C0242	30-Mar-20	0.114 L	30-Mar-20 22:33	1
13C4-PFHpA	IS	79.0	25 - 150		B0C0242	30-Mar-20	0.114 L	30-Mar-20 22:33	1
13C3-PFHxS	IS	87.2	25 - 150		B0C0242	30-Mar-20	0.114 L	30-Mar-20 22:33	1
13C2-6:2 FTS	IS	79.2	25 - 150		B0C0242	30-Mar-20	0.114 L	30-Mar-20 22:33	1
13C5-PFNA	IS	82.0	25 - 150		B0C0242	30-Mar-20	0.114 L	30-Mar-20 22:33	1
13C8-PFOSA	IS	61.5	10 - 150		B0C0242	30-Mar-20	0.114 L	30-Mar-20 22:33	1
13C2-PFOA	IS	78.4	25 - 150		B0C0242	30-Mar-20	0.114 L	30-Mar-20 22:33	1
13C8-PFOS	IS	66.2	25 - 150		B0C0242	30-Mar-20	0.114 L	30-Mar-20 22:33	1
13C2-PFDA	IS	77.9	25 - 150		B0C0242	30-Mar-20	0.114 L	30-Mar-20 22:33	1
13C2-8:2 FTS	IS	85.3	25 - 150		B0C0242	30-Mar-20	0.114 L	30-Mar-20 22:33	1
d3-MeFOSAA	IS	96.5	25 - 150		B0C0242	30-Mar-20	0.114 L	30-Mar-20 22:33	1
13C2-PFUnA	IS	71.4	25 - 150		B0C0242	30-Mar-20	0.114 L	30-Mar-20 22:33	1
d5-EtFOSAA	IS	70.8	25 - 150		B0C0242	30-Mar-20	0.114 L	30-Mar-20 22:33	1
13C2-PFDoA	IS	72.4	25 - 150		B0C0242	30-Mar-20	0.114 L	30-Mar-20 22:33	1
d3-MeFOSA	IS	20.6	10 - 150		B0C0242	30-Mar-20	0.114 L	30-Mar-20 22:33	1
13C2-PFTeDA	IS	70.7	25 - 150		B0C0242	30-Mar-20	0.114 L	30-Mar-20 22:33	1
d5-EtFOSA	IS	18.2	10 - 150		B0C0242	30-Mar-20	0.114 L	30-Mar-20 22:33	1
13C2-PFHxDA	IS	66.5	25 - 150		B0C0242	30-Mar-20	0.114 L	30-Mar-20 22:33	1
d7-MeFOSE	IS	51.5	10 - 150		B0C0242	30-Mar-20	0.114 L	30-Mar-20 22:33	1
d9-EtFOSE	IS	55.0	10 - 150		B0C0242	30-Mar-20	0.114 L	30-Mar-20 22:33	1

MDL - Method Detection Limit RL - Reporting limit Results reported to MDL.

When reported, PFHxS, PFOA, PFOS, MeFOSAA and EtFOSAA include both linear and branched isomers. Only the linear isomer is reported for all other analytes.

Sample ID: SP-114

PFAS Isotope Dilution Method

Client Data

Name: AECOM
Project: Shoe Factory 60617051
Matrix: Aqueous
Date Collected: 06-Mar-20 12:45

Laboratory Data

Lab Sample: 2000512-08
Date Received: 10-Mar-20 09:40
Column: BEH C18

Analyte	CAS Number	Conc. (ng/L)	MDL	RL	Qualifiers	Batch	Extracted	Samp Size	Analyzed	Dilution
PFBA	375-22-4	21.6	0.790	4.34		B0C0242	30-Mar-20	0.115 L	30-Mar-20 22:44	1
PFPeA	2706-90-3	16.8	1.39	4.34		B0C0242	30-Mar-20	0.115 L	30-Mar-20 22:44	1
PFBS	375-73-5	7.97	1.94	4.34		B0C0242	30-Mar-20	0.115 L	30-Mar-20 22:44	1
4:2 FTS	757124-72-4	ND	1.51	4.34		B0C0242	30-Mar-20	0.115 L	30-Mar-20 22:44	1
PFHxA	307-24-4	40.6	2.36	4.34		B0C0242	30-Mar-20	0.115 L	30-Mar-20 22:44	1
PFPeS	2706-91-4	7.65	2.62	4.34		B0C0242	30-Mar-20	0.115 L	30-Mar-20 22:44	1
HFPO-DA	13252-13-6	ND	5.23	5.42		B0C0242	30-Mar-20	0.115 L	30-Mar-20 22:44	1
PFHpA	375-85-9	32.2	0.641	4.34	Q	B0C0242	30-Mar-20	0.115 L	30-Mar-20 22:44	1
ADONA	919005-14-4	ND	0.783	4.34		B0C0242	30-Mar-20	0.115 L	30-Mar-20 22:44	1
PFHxS	355-46-4	39.5	1.03	4.34		B0C0242	30-Mar-20	0.115 L	30-Mar-20 22:44	1
6:2 FTS	27619-97-2	ND	2.17	4.34		B0C0242	30-Mar-20	0.115 L	30-Mar-20 22:44	1
PFOA	335-67-1	264	0.706	4.34		B0C0242	30-Mar-20	0.115 L	30-Mar-20 22:44	1
PFHpS	375-92-8	16.5	1.02	4.34		B0C0242	30-Mar-20	0.115 L	30-Mar-20 22:44	1
PFNA	375-95-1	2.06	0.878	4.34	J, Q	B0C0242	30-Mar-20	0.115 L	30-Mar-20 22:44	1
PFOSA	754-91-6	2.53	1.92	4.34	J, Q	B0C0242	30-Mar-20	0.115 L	30-Mar-20 22:44	1
PFOS	1763-23-1	305	0.875	4.34		B0C0242	30-Mar-20	0.115 L	30-Mar-20 22:44	1
9Cl-PF3ONS	756426-58-1	ND	1.57	4.34		B0C0242	30-Mar-20	0.115 L	30-Mar-20 22:44	1
PFDA	335-76-2	ND	1.62	4.34		B0C0242	30-Mar-20	0.115 L	30-Mar-20 22:44	1
8:2 FTS	39108-34-4	ND	2.23	4.34		B0C0242	30-Mar-20	0.115 L	30-Mar-20 22:44	1
PFNS	68259-12-1	ND	4.20	4.34		B0C0242	30-Mar-20	0.115 L	30-Mar-20 22:44	1
MeFOSAA	2355-31-9	ND	1.79	4.34		B0C0242	30-Mar-20	0.115 L	30-Mar-20 22:44	1
EtFOSAA	2991-50-6	ND	1.49	4.34		B0C0242	30-Mar-20	0.115 L	30-Mar-20 22:44	1
PFUnA	2058-94-8	ND	1.14	4.34		B0C0242	30-Mar-20	0.115 L	30-Mar-20 22:44	1
PFDS	335-77-3	ND	1.33	4.34		B0C0242	30-Mar-20	0.115 L	30-Mar-20 22:44	1
11Cl-PF3OUdS	763051-92-9	ND	2.61	4.34		B0C0242	30-Mar-20	0.115 L	30-Mar-20 22:44	1
10:2 FTS	120226-60-0	ND	3.39	4.34		B0C0242	30-Mar-20	0.115 L	30-Mar-20 22:44	1
PFDoA	307-55-1	ND	0.859	4.34		B0C0242	30-Mar-20	0.115 L	30-Mar-20 22:44	1
MeFOSA	31506-32-8	ND	4.15	21.7		B0C0242	30-Mar-20	0.115 L	30-Mar-20 22:44	1
PFTrDA	72629-94-8	ND	0.536	4.34		B0C0242	30-Mar-20	0.115 L	30-Mar-20 22:44	1
PFDoS	79780-39-5	ND	4.52	5.42		B0C0242	30-Mar-20	0.115 L	30-Mar-20 22:44	1
PFTeDA	376-06-7	ND	0.818	4.34		B0C0242	30-Mar-20	0.115 L	30-Mar-20 22:44	1
EtFOSA	4151-50-2	ND	5.54	21.7		B0C0242	30-Mar-20	0.115 L	30-Mar-20 22:44	1
PFHxDA	67905-19-5	ND	0.319	4.34		B0C0242	30-Mar-20	0.115 L	30-Mar-20 22:44	1
PFODA	16517-11-6	ND	6.66	7.59		B0C0242	30-Mar-20	0.115 L	30-Mar-20 22:44	1
MeFOSE	24448-09-7	ND	6.58	21.7		B0C0242	30-Mar-20	0.115 L	30-Mar-20 22:44	1
EtFOSE	1691-99-2	ND	10.2	21.7		B0C0242	30-Mar-20	0.115 L	30-Mar-20 22:44	1

Labeled Standards	Type	% Recovery	Limits	Qualifiers	Batch	Extracted	Samp Size	Analyzed	Dilution
13C3-PFBA	IS	104	25 - 150		B0C0242	30-Mar-20	0.115 L	30-Mar-20 22:44	1

Sample ID: SP-114 **PFAS Isotope Dilution Method**

Client Data

Name: AECOM
Project: Shoe Factory 60617051
Matrix: Aqueous
Date Collected: 06-Mar-20 12:45

Laboratory Data

Lab Sample: 2000512-08
Date Received: 10-Mar-20 09:40
Column: BEH C18

Labeled Standards	Type	% Recovery	Limits	Qualifiers	Batch	Extracted	Samp Size	Analyzed	Dilution
13C3-PFPeA	IS	82.1	25 - 150		B0C0242	30-Mar-20	0.115 L	30-Mar-20 22:44	1
13C3-PFBS	IS	83.8	25 - 150		B0C0242	30-Mar-20	0.115 L	30-Mar-20 22:44	1
13C3-HFPO-DA	IS	82.4	25 - 150		B0C0242	30-Mar-20	0.115 L	30-Mar-20 22:44	1
13C2-4:2 FTS	IS	77.5	25 - 150		B0C0242	30-Mar-20	0.115 L	30-Mar-20 22:44	1
13C2-PFHxA	IS	75.0	25 - 150		B0C0242	30-Mar-20	0.115 L	30-Mar-20 22:44	1
13C4-PFHpA	IS	76.6	25 - 150		B0C0242	30-Mar-20	0.115 L	30-Mar-20 22:44	1
13C3-PFHxS	IS	87.1	25 - 150		B0C0242	30-Mar-20	0.115 L	30-Mar-20 22:44	1
13C2-6:2 FTS	IS	87.6	25 - 150		B0C0242	30-Mar-20	0.115 L	30-Mar-20 22:44	1
13C5-PFNA	IS	78.7	25 - 150		B0C0242	30-Mar-20	0.115 L	30-Mar-20 22:44	1
13C8-PFOSA	IS	57.7	10 - 150		B0C0242	30-Mar-20	0.115 L	30-Mar-20 22:44	1
13C2-PFOA	IS	78.4	25 - 150		B0C0242	30-Mar-20	0.115 L	30-Mar-20 22:44	1
13C8-PFOS	IS	69.9	25 - 150		B0C0242	30-Mar-20	0.115 L	30-Mar-20 22:44	1
13C2-PFDA	IS	77.1	25 - 150		B0C0242	30-Mar-20	0.115 L	30-Mar-20 22:44	1
13C2-8:2 FTS	IS	72.7	25 - 150		B0C0242	30-Mar-20	0.115 L	30-Mar-20 22:44	1
d3-MeFOSAA	IS	98.1	25 - 150		B0C0242	30-Mar-20	0.115 L	30-Mar-20 22:44	1
13C2-PFUnA	IS	68.1	25 - 150		B0C0242	30-Mar-20	0.115 L	30-Mar-20 22:44	1
d5-EtFOSAA	IS	70.3	25 - 150		B0C0242	30-Mar-20	0.115 L	30-Mar-20 22:44	1
13C2-PFDoA	IS	68.0	25 - 150		B0C0242	30-Mar-20	0.115 L	30-Mar-20 22:44	1
d3-MeFOSA	IS	29.3	10 - 150		B0C0242	30-Mar-20	0.115 L	30-Mar-20 22:44	1
13C2-PFTeDA	IS	65.1	25 - 150		B0C0242	30-Mar-20	0.115 L	30-Mar-20 22:44	1
d5-EtFOSA	IS	26.2	10 - 150		B0C0242	30-Mar-20	0.115 L	30-Mar-20 22:44	1
13C2-PFHxDA	IS	55.2	25 - 150		B0C0242	30-Mar-20	0.115 L	30-Mar-20 22:44	1
d7-MeFOSE	IS	55.5	10 - 150		B0C0242	30-Mar-20	0.115 L	30-Mar-20 22:44	1
d9-EtFOSE	IS	52.8	10 - 150		B0C0242	30-Mar-20	0.115 L	30-Mar-20 22:44	1

MDL - Method Detection Limit RL - Reporting limit Results reported to MDL.

When reported, PFHxS, PFOA, PFOS, MeFOSAA and EtFOSAA include both linear and branched isomers. Only the linear isomer is reported for all other analytes.

Sample ID: SP-113

PFAS Isotope Dilution Method

Client Data

Name: AECOM
Project: Shoe Factory 60617051
Matrix: Aqueous
Date Collected: 06-Mar-20 13:40

Laboratory Data

Lab Sample: 2000512-09
Date Received: 10-Mar-20 09:40
Column: BEH C18

Analyte	CAS Number	Conc. (ng/L)	MDL	RL	Qualifiers	Batch	Extracted	Samp Size	Analyzed	Dilution
PFBA	375-22-4	17.3	0.793	4.35		B0C0242	30-Mar-20	0.115 L	30-Mar-20 22:54	1
PFPeA	2706-90-3	19.2	1.39	4.35		B0C0242	30-Mar-20	0.115 L	30-Mar-20 22:54	1
PFBS	375-73-5	3.62	1.95	4.35	J	B0C0242	30-Mar-20	0.115 L	30-Mar-20 22:54	1
4:2 FTS	757124-72-4	ND	1.51	4.35		B0C0242	30-Mar-20	0.115 L	30-Mar-20 22:54	1
PFHxA	307-24-4	8.31	2.37	4.35		B0C0242	30-Mar-20	0.115 L	30-Mar-20 22:54	1
PFPeS	2706-91-4	ND	2.63	4.35		B0C0242	30-Mar-20	0.115 L	30-Mar-20 22:54	1
HFPO-DA	13252-13-6	ND	5.24	5.44		B0C0242	30-Mar-20	0.115 L	30-Mar-20 22:54	1
PFHpA	375-85-9	7.64	0.643	4.35		B0C0242	30-Mar-20	0.115 L	30-Mar-20 22:54	1
ADONA	919005-14-4	ND	0.785	4.35		B0C0242	30-Mar-20	0.115 L	30-Mar-20 22:54	1
PFHxS	355-46-4	14.9	1.03	4.35		B0C0242	30-Mar-20	0.115 L	30-Mar-20 22:54	1
6:2 FTS	27619-97-2	ND	2.18	4.35		B0C0242	30-Mar-20	0.115 L	30-Mar-20 22:54	1
PFOA	335-67-1	95.5	0.708	4.35		B0C0242	30-Mar-20	0.115 L	30-Mar-20 22:54	1
PFHpS	375-92-8	3.02	1.02	4.35	J	B0C0242	30-Mar-20	0.115 L	30-Mar-20 22:54	1
PFNA	375-95-1	ND	0.881	4.35		B0C0242	30-Mar-20	0.115 L	30-Mar-20 22:54	1
PFOSA	754-91-6	ND	1.92	4.35		B0C0242	30-Mar-20	0.115 L	30-Mar-20 22:54	1
PFOS	1763-23-1	22.6	0.878	4.35	Q	B0C0242	30-Mar-20	0.115 L	30-Mar-20 22:54	1
9Cl-PF3ONS	756426-58-1	ND	1.58	4.35		B0C0242	30-Mar-20	0.115 L	30-Mar-20 22:54	1
PFDA	335-76-2	ND	1.62	4.35		B0C0242	30-Mar-20	0.115 L	30-Mar-20 22:54	1
8:2 FTS	39108-34-4	ND	2.24	4.35		B0C0242	30-Mar-20	0.115 L	30-Mar-20 22:54	1
PFNS	68259-12-1	ND	4.21	4.35		B0C0242	30-Mar-20	0.115 L	30-Mar-20 22:54	1
MeFOSAA	2355-31-9	ND	1.79	4.35		B0C0242	30-Mar-20	0.115 L	30-Mar-20 22:54	1
EtFOSAA	2991-50-6	ND	1.49	4.35		B0C0242	30-Mar-20	0.115 L	30-Mar-20 22:54	1
PFUnA	2058-94-8	ND	1.14	4.35		B0C0242	30-Mar-20	0.115 L	30-Mar-20 22:54	1
PFDS	335-77-3	ND	1.34	4.35		B0C0242	30-Mar-20	0.115 L	30-Mar-20 22:54	1
11Cl-PF3OUdS	763051-92-9	ND	2.62	4.35		B0C0242	30-Mar-20	0.115 L	30-Mar-20 22:54	1
10:2 FTS	120226-60-0	ND	3.40	4.35		B0C0242	30-Mar-20	0.115 L	30-Mar-20 22:54	1
PFDoA	307-55-1	ND	0.861	4.35		B0C0242	30-Mar-20	0.115 L	30-Mar-20 22:54	1
MeFOSA	31506-32-8	ND	4.17	21.8		B0C0242	30-Mar-20	0.115 L	30-Mar-20 22:54	1
PFTrDA	72629-94-8	ND	0.537	4.35		B0C0242	30-Mar-20	0.115 L	30-Mar-20 22:54	1
PFDoS	79780-39-5	ND	4.53	5.44		B0C0242	30-Mar-20	0.115 L	30-Mar-20 22:54	1
PFTeDA	376-06-7	ND	0.821	4.35		B0C0242	30-Mar-20	0.115 L	30-Mar-20 22:54	1
EtFOSA	4151-50-2	ND	5.56	21.8		B0C0242	30-Mar-20	0.115 L	30-Mar-20 22:54	1
PFHxDA	67905-19-5	ND	0.320	4.35		B0C0242	30-Mar-20	0.115 L	30-Mar-20 22:54	1
PFODA	16517-11-6	ND	6.68	7.61		B0C0242	30-Mar-20	0.115 L	30-Mar-20 22:54	1
MeFOSE	24448-09-7	ND	6.60	21.8		B0C0242	30-Mar-20	0.115 L	30-Mar-20 22:54	1
EtFOSE	1691-99-2	ND	10.3	21.8		B0C0242	30-Mar-20	0.115 L	30-Mar-20 22:54	1

Labeled Standards	Type	% Recovery	Limits	Qualifiers	Batch	Extracted	Samp Size	Analyzed	Dilution
13C3-PFBA	IS	108	25 - 150		B0C0242	30-Mar-20	0.115 L	30-Mar-20 22:54	1

Sample ID: SP-113

PFAS Isotope Dilution Method

Client Data

Name: AECOM
Project: Shoe Factory 60617051
Matrix: Aqueous
Date Collected: 06-Mar-20 13:40

Laboratory Data

Lab Sample: 2000512-09
Date Received: 10-Mar-20 09:40
Column: BEH C18

Labeled Standards	Type	% Recovery	Limits	Qualifiers	Batch	Extracted	Samp Size	Analyzed	Dilution
13C3-PFPeA	IS	87.5	25 - 150		B0C0242	30-Mar-20	0.115 L	30-Mar-20 22:54	1
13C3-PFBS	IS	88.4	25 - 150		B0C0242	30-Mar-20	0.115 L	30-Mar-20 22:54	1
13C3-HFPO-DA	IS	81.5	25 - 150		B0C0242	30-Mar-20	0.115 L	30-Mar-20 22:54	1
13C2-4:2 FTS	IS	93.9	25 - 150		B0C0242	30-Mar-20	0.115 L	30-Mar-20 22:54	1
13C2-PFHxA	IS	83.3	25 - 150		B0C0242	30-Mar-20	0.115 L	30-Mar-20 22:54	1
13C4-PFHpA	IS	84.6	25 - 150		B0C0242	30-Mar-20	0.115 L	30-Mar-20 22:54	1
13C3-PFHxS	IS	99.0	25 - 150		B0C0242	30-Mar-20	0.115 L	30-Mar-20 22:54	1
13C2-6:2 FTS	IS	86.4	25 - 150		B0C0242	30-Mar-20	0.115 L	30-Mar-20 22:54	1
13C5-PFNA	IS	84.7	25 - 150		B0C0242	30-Mar-20	0.115 L	30-Mar-20 22:54	1
13C8-PFOSA	IS	64.4	10 - 150		B0C0242	30-Mar-20	0.115 L	30-Mar-20 22:54	1
13C2-PFOA	IS	82.8	25 - 150		B0C0242	30-Mar-20	0.115 L	30-Mar-20 22:54	1
13C8-PFOS	IS	75.3	25 - 150		B0C0242	30-Mar-20	0.115 L	30-Mar-20 22:54	1
13C2-PFDA	IS	83.3	25 - 150		B0C0242	30-Mar-20	0.115 L	30-Mar-20 22:54	1
13C2-8:2 FTS	IS	81.5	25 - 150		B0C0242	30-Mar-20	0.115 L	30-Mar-20 22:54	1
d3-MeFOSAA	IS	88.6	25 - 150		B0C0242	30-Mar-20	0.115 L	30-Mar-20 22:54	1
13C2-PFUnA	IS	79.1	25 - 150		B0C0242	30-Mar-20	0.115 L	30-Mar-20 22:54	1
d5-EtFOSAA	IS	75.5	25 - 150		B0C0242	30-Mar-20	0.115 L	30-Mar-20 22:54	1
13C2-PFDoA	IS	73.5	25 - 150		B0C0242	30-Mar-20	0.115 L	30-Mar-20 22:54	1
d3-MeFOSA	IS	37.0	10 - 150		B0C0242	30-Mar-20	0.115 L	30-Mar-20 22:54	1
13C2-PFTeDA	IS	66.6	25 - 150		B0C0242	30-Mar-20	0.115 L	30-Mar-20 22:54	1
d5-EtFOSA	IS	34.5	10 - 150		B0C0242	30-Mar-20	0.115 L	30-Mar-20 22:54	1
13C2-PFHxDA	IS	49.5	25 - 150		B0C0242	30-Mar-20	0.115 L	30-Mar-20 22:54	1
d7-MeFOSE	IS	53.5	10 - 150		B0C0242	30-Mar-20	0.115 L	30-Mar-20 22:54	1
d9-EtFOSE	IS	56.7	10 - 150		B0C0242	30-Mar-20	0.115 L	30-Mar-20 22:54	1

MDL - Method Detection Limit RL - Reporting limit Results reported to MDL.

When reported, PFHxS, PFOA, PFOS, MeFOSAA and EtFOSAA include both linear and branched isomers. Only the linear isomer is reported for all other analytes.

Sample ID: SP-107

PFAS Isotope Dilution Method

Client Data

Name: AECOM
Project: Shoe Factory 60617051
Matrix: Aqueous
Date Collected: 06-Mar-20 14:40

Laboratory Data

Lab Sample: 2000512-10
Date Received: 10-Mar-20 09:40
Column: BEH C18

Analyte	CAS Number	Conc. (ng/L)	MDL	RL	Qualifiers	Batch	Extracted	Samp Size	Analyzed	Dilution
PFBA	375-22-4	19.0	0.805	4.42		B0C0242	30-Mar-20	0.113 L	30-Mar-20 23:05	1
PFPeA	2706-90-3	4.94	1.41	4.42		B0C0242	30-Mar-20	0.113 L	30-Mar-20 23:05	1
PFBS	375-73-5	4.24	1.98	4.42	J, Q	B0C0242	30-Mar-20	0.113 L	30-Mar-20 23:05	1
4:2 FTS	757124-72-4	ND	1.54	4.42		B0C0242	30-Mar-20	0.113 L	30-Mar-20 23:05	1
PFHxA	307-24-4	4.51	2.41	4.42	Q	B0C0242	30-Mar-20	0.113 L	30-Mar-20 23:05	1
PFPeS	2706-91-4	ND	2.67	4.42		B0C0242	30-Mar-20	0.113 L	30-Mar-20 23:05	1
HFPO-DA	13252-13-6	ND	5.33	5.52		B0C0242	30-Mar-20	0.113 L	30-Mar-20 23:05	1
PFHpA	375-85-9	3.47	0.653	4.42	J, Q	B0C0242	30-Mar-20	0.113 L	30-Mar-20 23:05	1
ADONA	919005-14-4	ND	0.798	4.42		B0C0242	30-Mar-20	0.113 L	30-Mar-20 23:05	1
PFHxS	355-46-4	8.41	1.05	4.42		B0C0242	30-Mar-20	0.113 L	30-Mar-20 23:05	1
6:2 FTS	27619-97-2	ND	2.21	4.42		B0C0242	30-Mar-20	0.113 L	30-Mar-20 23:05	1
PFOA	335-67-1	31.3	0.719	4.42		B0C0242	30-Mar-20	0.113 L	30-Mar-20 23:05	1
PFHpS	375-92-8	3.23	1.04	4.42	J, Q	B0C0242	30-Mar-20	0.113 L	30-Mar-20 23:05	1
PFNA	375-95-1	1.19	0.895	4.42	J, Q	B0C0242	30-Mar-20	0.113 L	30-Mar-20 23:05	1
PFOSA	754-91-6	6.34	1.96	4.42	Q	B0C0242	30-Mar-20	0.113 L	30-Mar-20 23:05	1
PFOS	1763-23-1	151	0.892	4.42		B0C0242	30-Mar-20	0.113 L	30-Mar-20 23:05	1
9Cl-PF3ONS	756426-58-1	ND	1.60	4.42		B0C0242	30-Mar-20	0.113 L	30-Mar-20 23:05	1
PFDA	335-76-2	ND	1.65	4.42		B0C0242	30-Mar-20	0.113 L	30-Mar-20 23:05	1
8:2 FTS	39108-34-4	ND	2.28	4.42		B0C0242	30-Mar-20	0.113 L	30-Mar-20 23:05	1
PFNS	68259-12-1	ND	4.28	4.42		B0C0242	30-Mar-20	0.113 L	30-Mar-20 23:05	1
MeFOSAA	2355-31-9	ND	1.82	4.42		B0C0242	30-Mar-20	0.113 L	30-Mar-20 23:05	1
EtFOSAA	2991-50-6	4.66	1.51	4.42	Q	B0C0242	30-Mar-20	0.113 L	30-Mar-20 23:05	1
PFUnA	2058-94-8	ND	1.16	4.42		B0C0242	30-Mar-20	0.113 L	30-Mar-20 23:05	1
PFDS	335-77-3	ND	1.36	4.42		B0C0242	30-Mar-20	0.113 L	30-Mar-20 23:05	1
11Cl-PF3OUdS	763051-92-9	ND	2.66	4.42		B0C0242	30-Mar-20	0.113 L	30-Mar-20 23:05	1
10:2 FTS	120226-60-0	ND	3.46	4.42		B0C0242	30-Mar-20	0.113 L	30-Mar-20 23:05	1
PFDoA	307-55-1	ND	0.875	4.42		B0C0242	30-Mar-20	0.113 L	30-Mar-20 23:05	1
MeFOSA	31506-32-8	ND	4.23	22.1		B0C0242	30-Mar-20	0.113 L	30-Mar-20 23:05	1
PFTrDA	72629-94-8	ND	0.546	4.42		B0C0242	30-Mar-20	0.113 L	30-Mar-20 23:05	1
PFDoS	79780-39-5	ND	4.61	5.52		B0C0242	30-Mar-20	0.113 L	30-Mar-20 23:05	1
PFTeDA	376-06-7	ND	0.834	4.42		B0C0242	30-Mar-20	0.113 L	30-Mar-20 23:05	1
EtFOSA	4151-50-2	ND	5.65	22.1		B0C0242	30-Mar-20	0.113 L	30-Mar-20 23:05	1
PFHxDA	67905-19-5	ND	0.325	4.42		B0C0242	30-Mar-20	0.113 L	30-Mar-20 23:05	1
PFODA	16517-11-6	ND	6.78	7.73		B0C0242	30-Mar-20	0.113 L	30-Mar-20 23:05	1
MeFOSE	24448-09-7	ND	6.71	22.1		B0C0242	30-Mar-20	0.113 L	30-Mar-20 23:05	1
EtFOSE	1691-99-2	ND	10.4	22.1		B0C0242	30-Mar-20	0.113 L	30-Mar-20 23:05	1

Labeled Standards	Type	% Recovery	Limits	Qualifiers	Batch	Extracted	Samp Size	Analyzed	Dilution
13C3-PFBA	IS	101	25 - 150		B0C0242	30-Mar-20	0.113 L	30-Mar-20 23:05	1

Sample ID: SP-107

PFAS Isotope Dilution Method

Client Data

Name: AECOM
Project: Shoe Factory 60617051
Matrix: Aqueous
Date Collected: 06-Mar-20 14:40

Laboratory Data

Lab Sample: 2000512-10
Date Received: 10-Mar-20 09:40
Column: BEH C18

Labeled Standards	Type	% Recovery	Limits	Qualifiers	Batch	Extracted	Samp Size	Analyzed	Dilution
13C3-PFPeA	IS	70.0	25 - 150		B0C0242	30-Mar-20	0.113 L	30-Mar-20 23:05	1
13C3-PFBS	IS	72.0	25 - 150		B0C0242	30-Mar-20	0.113 L	30-Mar-20 23:05	1
13C3-HFPO-DA	IS	68.0	25 - 150		B0C0242	30-Mar-20	0.113 L	30-Mar-20 23:05	1
13C2-4:2 FTS	IS	79.8	25 - 150		B0C0242	30-Mar-20	0.113 L	30-Mar-20 23:05	1
13C2-PFHxA	IS	67.4	25 - 150		B0C0242	30-Mar-20	0.113 L	30-Mar-20 23:05	1
13C4-PFHpA	IS	67.6	25 - 150		B0C0242	30-Mar-20	0.113 L	30-Mar-20 23:05	1
13C3-PFHxS	IS	89.0	25 - 150		B0C0242	30-Mar-20	0.113 L	30-Mar-20 23:05	1
13C2-6:2 FTS	IS	66.1	25 - 150		B0C0242	30-Mar-20	0.113 L	30-Mar-20 23:05	1
13C5-PFNA	IS	70.9	25 - 150		B0C0242	30-Mar-20	0.113 L	30-Mar-20 23:05	1
13C8-PFOSA	IS	54.4	10 - 150		B0C0242	30-Mar-20	0.113 L	30-Mar-20 23:05	1
13C2-PFOA	IS	67.9	25 - 150		B0C0242	30-Mar-20	0.113 L	30-Mar-20 23:05	1
13C8-PFOS	IS	59.6	25 - 150		B0C0242	30-Mar-20	0.113 L	30-Mar-20 23:05	1
13C2-PFDA	IS	67.1	25 - 150		B0C0242	30-Mar-20	0.113 L	30-Mar-20 23:05	1
13C2-8:2 FTS	IS	65.1	25 - 150		B0C0242	30-Mar-20	0.113 L	30-Mar-20 23:05	1
d3-MeFOSAA	IS	82.3	25 - 150		B0C0242	30-Mar-20	0.113 L	30-Mar-20 23:05	1
13C2-PFUnA	IS	61.6	25 - 150		B0C0242	30-Mar-20	0.113 L	30-Mar-20 23:05	1
d5-EtFOSAA	IS	70.2	25 - 150		B0C0242	30-Mar-20	0.113 L	30-Mar-20 23:05	1
13C2-PFDoA	IS	61.1	25 - 150		B0C0242	30-Mar-20	0.113 L	30-Mar-20 23:05	1
d3-MeFOSA	IS	22.6	10 - 150		B0C0242	30-Mar-20	0.113 L	30-Mar-20 23:05	1
13C2-PFTeDA	IS	54.7	25 - 150		B0C0242	30-Mar-20	0.113 L	30-Mar-20 23:05	1
d5-EtFOSA	IS	22.0	10 - 150		B0C0242	30-Mar-20	0.113 L	30-Mar-20 23:05	1
13C2-PFHxDA	IS	35.6	25 - 150		B0C0242	30-Mar-20	0.113 L	30-Mar-20 23:05	1
d7-MeFOSE	IS	42.4	10 - 150		B0C0242	30-Mar-20	0.113 L	30-Mar-20 23:05	1
d9-EtFOSE	IS	45.0	10 - 150		B0C0242	30-Mar-20	0.113 L	30-Mar-20 23:05	1

MDL - Method Detection Limit RL - Reporting limit Results reported to MDL.

When reported, PFHxS, PFOA, PFOS, MeFOSAA and EtFOSAA include both linear and branched isomers. Only the linear isomer is reported for all other analytes.

Sample ID: SP-107 Dup

PFAS Isotope Dilution Method

Client Data

Name: AECOM
Project: Shoe Factory 60617051
Matrix: Aqueous
Date Collected: 06-Mar-20 14:40

Laboratory Data

Lab Sample: 2000512-11
Date Received: 10-Mar-20 09:40
Column: BEH C18

Analyte	CAS Number	Conc. (ng/L)	MDL	RL	Qualifiers	Batch	Extracted	Samp Size	Analyzed	Dilution
PFBA	375-22-4	21.4	0.784	4.30		B0C0242	30-Mar-20	0.116 L	30-Mar-20 23:15	1
PFPeA	2706-90-3	5.69	1.38	4.30		B0C0242	30-Mar-20	0.116 L	30-Mar-20 23:15	1
PFBS	375-73-5	4.71	1.92	4.30		B0C0242	30-Mar-20	0.116 L	30-Mar-20 23:15	1
4:2 FTS	757124-72-4	ND	1.49	4.30		B0C0242	30-Mar-20	0.116 L	30-Mar-20 23:15	1
PFHxA	307-24-4	5.11	2.34	4.30		B0C0242	30-Mar-20	0.116 L	30-Mar-20 23:15	1
PFPeS	2706-91-4	ND	2.60	4.30		B0C0242	30-Mar-20	0.116 L	30-Mar-20 23:15	1
HFPO-DA	13252-13-6	ND	5.18	5.38		B0C0242	30-Mar-20	0.116 L	30-Mar-20 23:15	1
PFHpA	375-85-9	4.83	0.635	4.30	Q	B0C0242	30-Mar-20	0.116 L	30-Mar-20 23:15	1
ADONA	919005-14-4	ND	0.776	4.30		B0C0242	30-Mar-20	0.116 L	30-Mar-20 23:15	1
PFHxS	355-46-4	9.04	1.02	4.30		B0C0242	30-Mar-20	0.116 L	30-Mar-20 23:15	1
6:2 FTS	27619-97-2	ND	2.15	4.30		B0C0242	30-Mar-20	0.116 L	30-Mar-20 23:15	1
PFOA	335-67-1	32.9	0.700	4.30		B0C0242	30-Mar-20	0.116 L	30-Mar-20 23:15	1
PFHpS	375-92-8	2.76	1.01	4.30	J, Q	B0C0242	30-Mar-20	0.116 L	30-Mar-20 23:15	1
PFNA	375-95-1	1.54	0.871	4.30	J, Q	B0C0242	30-Mar-20	0.116 L	30-Mar-20 23:15	1
PFOSA	754-91-6	10.6	1.90	4.30		B0C0242	30-Mar-20	0.116 L	30-Mar-20 23:15	1
PFOS	1763-23-1	162	0.868	4.30		B0C0242	30-Mar-20	0.116 L	30-Mar-20 23:15	1
9Cl-PF3ONS	756426-58-1	ND	1.56	4.30		B0C0242	30-Mar-20	0.116 L	30-Mar-20 23:15	1
PFDA	335-76-2	ND	1.60	4.30		B0C0242	30-Mar-20	0.116 L	30-Mar-20 23:15	1
8:2 FTS	39108-34-4	ND	2.22	4.30		B0C0242	30-Mar-20	0.116 L	30-Mar-20 23:15	1
PFNS	68259-12-1	ND	4.16	4.30		B0C0242	30-Mar-20	0.116 L	30-Mar-20 23:15	1
MeFOSAA	2355-31-9	ND	1.77	4.30		B0C0242	30-Mar-20	0.116 L	30-Mar-20 23:15	1
EtFOSAA	2991-50-6	ND	1.47	4.30		B0C0242	30-Mar-20	0.116 L	30-Mar-20 23:15	1
PFUnA	2058-94-8	ND	1.13	4.30		B0C0242	30-Mar-20	0.116 L	30-Mar-20 23:15	1
PFDS	335-77-3	ND	1.32	4.30		B0C0242	30-Mar-20	0.116 L	30-Mar-20 23:15	1
11Cl-PF3OUdS	763051-92-9	ND	2.59	4.30		B0C0242	30-Mar-20	0.116 L	30-Mar-20 23:15	1
10:2 FTS	120226-60-0	ND	3.37	4.30		B0C0242	30-Mar-20	0.116 L	30-Mar-20 23:15	1
PFDoA	307-55-1	ND	0.852	4.30		B0C0242	30-Mar-20	0.116 L	30-Mar-20 23:15	1
MeFOSA	31506-32-8	ND	4.12	21.5		B0C0242	30-Mar-20	0.116 L	30-Mar-20 23:15	1
PFTrDA	72629-94-8	ND	0.531	4.30		B0C0242	30-Mar-20	0.116 L	30-Mar-20 23:15	1
PFDoS	79780-39-5	ND	4.48	5.38		B0C0242	30-Mar-20	0.116 L	30-Mar-20 23:15	1
PFTeDA	376-06-7	ND	0.812	4.30		B0C0242	30-Mar-20	0.116 L	30-Mar-20 23:15	1
EtFOSA	4151-50-2	ND	5.49	21.5		B0C0242	30-Mar-20	0.116 L	30-Mar-20 23:15	1
PFHxDA	67905-19-5	ND	0.316	4.30		B0C0242	30-Mar-20	0.116 L	30-Mar-20 23:15	1
PFODA	16517-11-6	ND	6.60	7.53		B0C0242	30-Mar-20	0.116 L	30-Mar-20 23:15	1
MeFOSE	24448-09-7	ND	6.53	21.5		B0C0242	30-Mar-20	0.116 L	30-Mar-20 23:15	1
EtFOSE	1691-99-2	ND	10.2	21.5		B0C0242	30-Mar-20	0.116 L	30-Mar-20 23:15	1

Labeled Standards	Type	% Recovery	Limits	Qualifiers	Batch	Extracted	Samp Size	Analyzed	Dilution
13C3-PFBA	IS	106	25 - 150		B0C0242	30-Mar-20	0.116 L	30-Mar-20 23:15	1

Sample ID: SP-107 Dup

PFAS Isotope Dilution Method

Client Data

Name: AECOM
Project: Shoe Factory 60617051
Matrix: Aqueous
Date Collected: 06-Mar-20 14:40

Laboratory Data

Lab Sample: 2000512-11
Date Received: 10-Mar-20 09:40
Column: BEH C18

Labeled Standards	Type	% Recovery	Limits	Qualifiers	Batch	Extracted	Samp Size	Analyzed	Dilution
13C3-PFPeA	IS	73.0	25 - 150		B0C0242	30-Mar-20	0.116 L	30-Mar-20 23:15	1
13C3-PFBS	IS	77.0	25 - 150		B0C0242	30-Mar-20	0.116 L	30-Mar-20 23:15	1
13C3-HFPO-DA	IS	67.3	25 - 150		B0C0242	30-Mar-20	0.116 L	30-Mar-20 23:15	1
13C2-4:2 FTS	IS	80.0	25 - 150		B0C0242	30-Mar-20	0.116 L	30-Mar-20 23:15	1
13C2-PFHxA	IS	72.3	25 - 150		B0C0242	30-Mar-20	0.116 L	30-Mar-20 23:15	1
13C4-PFHpA	IS	67.9	25 - 150		B0C0242	30-Mar-20	0.116 L	30-Mar-20 23:15	1
13C3-PFHxS	IS	85.0	25 - 150		B0C0242	30-Mar-20	0.116 L	30-Mar-20 23:15	1
13C2-6:2 FTS	IS	68.8	25 - 150		B0C0242	30-Mar-20	0.116 L	30-Mar-20 23:15	1
13C5-PFNA	IS	66.4	25 - 150		B0C0242	30-Mar-20	0.116 L	30-Mar-20 23:15	1
13C8-PFOSA	IS	55.5	10 - 150		B0C0242	30-Mar-20	0.116 L	30-Mar-20 23:15	1
13C2-PFOA	IS	71.8	25 - 150		B0C0242	30-Mar-20	0.116 L	30-Mar-20 23:15	1
13C8-PFOS	IS	60.3	25 - 150		B0C0242	30-Mar-20	0.116 L	30-Mar-20 23:15	1
13C2-PFDA	IS	71.3	25 - 150		B0C0242	30-Mar-20	0.116 L	30-Mar-20 23:15	1
13C2-8:2 FTS	IS	70.7	25 - 150		B0C0242	30-Mar-20	0.116 L	30-Mar-20 23:15	1
d3-MeFOSAA	IS	92.0	25 - 150		B0C0242	30-Mar-20	0.116 L	30-Mar-20 23:15	1
13C2-PFUnA	IS	65.1	25 - 150		B0C0242	30-Mar-20	0.116 L	30-Mar-20 23:15	1
d5-EtFOSAA	IS	68.3	25 - 150		B0C0242	30-Mar-20	0.116 L	30-Mar-20 23:15	1
13C2-PFDoA	IS	62.1	25 - 150		B0C0242	30-Mar-20	0.116 L	30-Mar-20 23:15	1
d3-MeFOSA	IS	12.1	10 - 150		B0C0242	30-Mar-20	0.116 L	30-Mar-20 23:15	1
13C2-PFTeDA	IS	58.7	25 - 150		B0C0242	30-Mar-20	0.116 L	30-Mar-20 23:15	1
d5-EtFOSA	IS	11.2	10 - 150		B0C0242	30-Mar-20	0.116 L	30-Mar-20 23:15	1
13C2-PFHxDA	IS	39.7	25 - 150		B0C0242	30-Mar-20	0.116 L	30-Mar-20 23:15	1
d7-MeFOSE	IS	42.1	10 - 150		B0C0242	30-Mar-20	0.116 L	30-Mar-20 23:15	1
d9-EtFOSE	IS	44.1	10 - 150		B0C0242	30-Mar-20	0.116 L	30-Mar-20 23:15	1

MDL - Method Detection Limit RL - Reporting limit Results reported to MDL.

When reported, PFHxS, PFOA, PFOS, MeFOSAA and EtFOSAA include both linear and branched isomers. Only the linear isomer is reported for all other analytes.

Sample ID: SP-104

PFAS Isotope Dilution Method

Client Data

Name: AECOM
Project: Shoe Factory 60617051
Matrix: Aqueous
Date Collected: 06-Mar-20 15:50

Laboratory Data

Lab Sample: 2000512-12
Date Received: 10-Mar-20 09:40
Column: BEH C18

Analyte	CAS Number	Conc. (ng/L)	MDL	RL	Qualifiers	Batch	Extracted	Samp Size	Analyzed	Dilution
PFBA	375-22-4	6.59	0.795	4.36		B0C0242	30-Mar-20	0.115 L	30-Mar-20 23:57	1
PFPeA	2706-90-3	11.0	1.40	4.36		B0C0242	30-Mar-20	0.115 L	30-Mar-20 23:57	1
PFBS	375-73-5	ND	1.95	4.36		B0C0242	30-Mar-20	0.115 L	30-Mar-20 23:57	1
4:2 FTS	757124-72-4	ND	1.51	4.36		B0C0242	30-Mar-20	0.115 L	30-Mar-20 23:57	1
PFHxA	307-24-4	3.77	2.38	4.36	J	B0C0242	30-Mar-20	0.115 L	30-Mar-20 23:57	1
PFPeS	2706-91-4	ND	2.64	4.36		B0C0242	30-Mar-20	0.115 L	30-Mar-20 23:57	1
HFPO-DA	13252-13-6	ND	5.25	5.45		B0C0242	30-Mar-20	0.115 L	30-Mar-20 23:57	1
PFHpA	375-85-9	3.61	0.644	4.36	J, Q	B0C0242	30-Mar-20	0.115 L	30-Mar-20 23:57	1
ADONA	919005-14-4	ND	0.787	4.36		B0C0242	30-Mar-20	0.115 L	30-Mar-20 23:57	1
PFHxS	355-46-4	5.27	1.03	4.36		B0C0242	30-Mar-20	0.115 L	30-Mar-20 23:57	1
6:2 FTS	27619-97-2	ND	2.18	4.36		B0C0242	30-Mar-20	0.115 L	30-Mar-20 23:57	1
PFOA	335-67-1	17.8	0.710	4.36	Q	B0C0242	30-Mar-20	0.115 L	30-Mar-20 23:57	1
PFHpS	375-92-8	3.17	1.02	4.36	J	B0C0242	30-Mar-20	0.115 L	30-Mar-20 23:57	1
PFNA	375-95-1	1.98	0.883	4.36	J, Q	B0C0242	30-Mar-20	0.115 L	30-Mar-20 23:57	1
PFOSA	754-91-6	12.0	1.93	4.36		B0C0242	30-Mar-20	0.115 L	30-Mar-20 23:57	1
PFOS	1763-23-1	286	0.880	4.36		B0C0242	30-Mar-20	0.115 L	30-Mar-20 23:57	1
9Cl-PF3ONS	756426-58-1	ND	1.58	4.36		B0C0242	30-Mar-20	0.115 L	30-Mar-20 23:57	1
PFDA	335-76-2	ND	1.62	4.36		B0C0242	30-Mar-20	0.115 L	30-Mar-20 23:57	1
8:2 FTS	39108-34-4	ND	2.25	4.36		B0C0242	30-Mar-20	0.115 L	30-Mar-20 23:57	1
PFNS	68259-12-1	ND	4.22	4.36		B0C0242	30-Mar-20	0.115 L	30-Mar-20 23:57	1
MeFOSAA	2355-31-9	ND	1.80	4.36		B0C0242	30-Mar-20	0.115 L	30-Mar-20 23:57	1
EtFOSAA	2991-50-6	ND	1.49	4.36		B0C0242	30-Mar-20	0.115 L	30-Mar-20 23:57	1
PFUnA	2058-94-8	ND	1.14	4.36		B0C0242	30-Mar-20	0.115 L	30-Mar-20 23:57	1
PFDS	335-77-3	ND	1.34	4.36		B0C0242	30-Mar-20	0.115 L	30-Mar-20 23:57	1
11Cl-PF3OUdS	763051-92-9	ND	2.63	4.36		B0C0242	30-Mar-20	0.115 L	30-Mar-20 23:57	1
10:2 FTS	120226-60-0	ND	3.41	4.36		B0C0242	30-Mar-20	0.115 L	30-Mar-20 23:57	1
PFDoA	307-55-1	ND	0.863	4.36		B0C0242	30-Mar-20	0.115 L	30-Mar-20 23:57	1
MeFOSA	31506-32-8	ND	4.17	21.8		B0C0242	30-Mar-20	0.115 L	30-Mar-20 23:57	1
PFTrDA	72629-94-8	ND	0.538	4.36		B0C0242	30-Mar-20	0.115 L	30-Mar-20 23:57	1
PFDoS	79780-39-5	ND	4.54	5.45		B0C0242	30-Mar-20	0.115 L	30-Mar-20 23:57	1
PFTeDA	376-06-7	ND	0.823	4.36		B0C0242	30-Mar-20	0.115 L	30-Mar-20 23:57	1
EtFOSA	4151-50-2	ND	5.57	21.8		B0C0242	30-Mar-20	0.115 L	30-Mar-20 23:57	1
PFHxDA	67905-19-5	ND	0.320	4.36		B0C0242	30-Mar-20	0.115 L	30-Mar-20 23:57	1
PFODA	16517-11-6	ND	6.69	7.63		B0C0242	30-Mar-20	0.115 L	30-Mar-20 23:57	1
MeFOSE	24448-09-7	ND	6.62	21.8		B0C0242	30-Mar-20	0.115 L	30-Mar-20 23:57	1
EtFOSE	1691-99-2	ND	10.3	21.8		B0C0242	30-Mar-20	0.115 L	30-Mar-20 23:57	1

Labeled Standards	Type	% Recovery	Limits	Qualifiers	Batch	Extracted	Samp Size	Analyzed	Dilution
13C3-PFBA	IS	70.9	25 - 150		B0C0242	30-Mar-20	0.115 L	30-Mar-20 23:57	1

Sample ID: SP-104

PFAS Isotope Dilution Method

Client Data

Name: AECOM
Project: Shoe Factory 60617051
Matrix: Aqueous
Date Collected: 06-Mar-20 15:50

Laboratory Data

Lab Sample: 2000512-12
Date Received: 10-Mar-20 09:40
Column: BEH C18

Labeled Standards	Type	% Recovery	Limits	Qualifiers	Batch	Extracted	Samp Size	Analyzed	Dilution
13C3-PFPeA	IS	69.7	25 - 150		B0C0242	30-Mar-20	0.115 L	30-Mar-20 23:57	1
13C3-PFBS	IS	76.1	25 - 150		B0C0242	30-Mar-20	0.115 L	30-Mar-20 23:57	1
13C3-HFPO-DA	IS	68.6	25 - 150		B0C0242	30-Mar-20	0.115 L	30-Mar-20 23:57	1
13C2-4:2 FTS	IS	75.2	25 - 150		B0C0242	30-Mar-20	0.115 L	30-Mar-20 23:57	1
13C2-PFHxA	IS	72.8	25 - 150		B0C0242	30-Mar-20	0.115 L	30-Mar-20 23:57	1
13C4-PFHpA	IS	76.0	25 - 150		B0C0242	30-Mar-20	0.115 L	30-Mar-20 23:57	1
13C3-PFHxS	IS	87.4	25 - 150		B0C0242	30-Mar-20	0.115 L	30-Mar-20 23:57	1
13C2-6:2 FTS	IS	68.8	25 - 150		B0C0242	30-Mar-20	0.115 L	30-Mar-20 23:57	1
13C5-PFNA	IS	75.5	25 - 150		B0C0242	30-Mar-20	0.115 L	30-Mar-20 23:57	1
13C8-PFOSA	IS	59.8	10 - 150		B0C0242	30-Mar-20	0.115 L	30-Mar-20 23:57	1
13C2-PFOA	IS	72.8	25 - 150		B0C0242	30-Mar-20	0.115 L	30-Mar-20 23:57	1
13C8-PFOS	IS	72.1	25 - 150		B0C0242	30-Mar-20	0.115 L	30-Mar-20 23:57	1
13C2-PFDA	IS	73.9	25 - 150		B0C0242	30-Mar-20	0.115 L	30-Mar-20 23:57	1
13C2-8:2 FTS	IS	69.5	25 - 150		B0C0242	30-Mar-20	0.115 L	30-Mar-20 23:57	1
d3-MeFOSAA	IS	85.7	25 - 150		B0C0242	30-Mar-20	0.115 L	30-Mar-20 23:57	1
13C2-PFUnA	IS	63.9	25 - 150		B0C0242	30-Mar-20	0.115 L	30-Mar-20 23:57	1
d5-EtFOSAA	IS	68.9	25 - 150		B0C0242	30-Mar-20	0.115 L	30-Mar-20 23:57	1
13C2-PFDoA	IS	67.3	25 - 150		B0C0242	30-Mar-20	0.115 L	30-Mar-20 23:57	1
d3-MeFOSA	IS	25.8	10 - 150		B0C0242	30-Mar-20	0.115 L	30-Mar-20 23:57	1
13C2-PFTeDA	IS	55.0	25 - 150		B0C0242	30-Mar-20	0.115 L	30-Mar-20 23:57	1
d5-EtFOSA	IS	24.2	10 - 150		B0C0242	30-Mar-20	0.115 L	30-Mar-20 23:57	1
13C2-PFHxDA	IS	35.7	25 - 150		B0C0242	30-Mar-20	0.115 L	30-Mar-20 23:57	1
d7-MeFOSE	IS	44.9	10 - 150		B0C0242	30-Mar-20	0.115 L	30-Mar-20 23:57	1
d9-EtFOSE	IS	44.4	10 - 150		B0C0242	30-Mar-20	0.115 L	30-Mar-20 23:57	1

MDL - Method Detection Limit RL - Reporting limit Results reported to MDL.

When reported, PFHxS, PFOA, PFOS, MeFOSAA and EtFOSAA include both linear and branched isomers. Only the linear isomer is reported for all other analytes.

Sample ID: SP-102

PFAS Isotope Dilution Method

Client Data

Name: AECOM
Project: Shoe Factory 60617051
Matrix: Aqueous
Date Collected: 06-Mar-20 16:50

Laboratory Data

Lab Sample: 2000512-13
Date Received: 10-Mar-20 09:40
Column: BEH C18

Analyte	CAS Number	Conc. (ng/L)	MDL	RL	Qualifiers	Batch	Extracted	Samp Size	Analyzed	Dilution
PFBA	375-22-4	31.2	0.792	4.35		B0C0242	30-Mar-20	0.115 L	31-Mar-20 00:08	1
PFPeA	2706-90-3	30.0	1.39	4.35		B0C0242	30-Mar-20	0.115 L	31-Mar-20 00:08	1
PFBS	375-73-5	8.98	1.95	4.35		B0C0242	30-Mar-20	0.115 L	31-Mar-20 00:08	1
4:2 FTS	757124-72-4	ND	1.51	4.35		B0C0242	30-Mar-20	0.115 L	31-Mar-20 00:08	1
PFHxA	307-24-4	27.2	2.37	4.35		B0C0242	30-Mar-20	0.115 L	31-Mar-20 00:08	1
PFPeS	2706-91-4	6.95	2.63	4.35		B0C0242	30-Mar-20	0.115 L	31-Mar-20 00:08	1
HFPO-DA	13252-13-6	ND	5.24	5.44		B0C0242	30-Mar-20	0.115 L	31-Mar-20 00:08	1
PFHpA	375-85-9	17.6	0.642	4.35		B0C0242	30-Mar-20	0.115 L	31-Mar-20 00:08	1
ADONA	919005-14-4	ND	0.785	4.35		B0C0242	30-Mar-20	0.115 L	31-Mar-20 00:08	1
PFHxS	355-46-4	10.7	1.03	4.35		B0C0242	30-Mar-20	0.115 L	31-Mar-20 00:08	1
6:2 FTS	27619-97-2	ND	2.17	4.35		B0C0242	30-Mar-20	0.115 L	31-Mar-20 00:08	1
PFOA	335-67-1	73.0	0.708	4.35		B0C0242	30-Mar-20	0.115 L	31-Mar-20 00:08	1
PFHpS	375-92-8	ND	1.02	4.35		B0C0242	30-Mar-20	0.115 L	31-Mar-20 00:08	1
PFNA	375-95-1	ND	0.881	4.35		B0C0242	30-Mar-20	0.115 L	31-Mar-20 00:08	1
PFOSA	754-91-6	3.25	1.92	4.35	J, Q	B0C0242	30-Mar-20	0.115 L	31-Mar-20 00:08	1
PFOS	1763-23-1	7.84	0.877	4.35	Q	B0C0242	30-Mar-20	0.115 L	31-Mar-20 00:08	1
9Cl-PF3ONS	756426-58-1	ND	1.58	4.35		B0C0242	30-Mar-20	0.115 L	31-Mar-20 00:08	1
PFDA	335-76-2	ND	1.62	4.35		B0C0242	30-Mar-20	0.115 L	31-Mar-20 00:08	1
8:2 FTS	39108-34-4	ND	2.24	4.35		B0C0242	30-Mar-20	0.115 L	31-Mar-20 00:08	1
PFNS	68259-12-1	ND	4.21	4.35		B0C0242	30-Mar-20	0.115 L	31-Mar-20 00:08	1
MeFOSAA	2355-31-9	ND	1.79	4.35		B0C0242	30-Mar-20	0.115 L	31-Mar-20 00:08	1
EtFOSAA	2991-50-6	ND	1.49	4.35		B0C0242	30-Mar-20	0.115 L	31-Mar-20 00:08	1
PFUnA	2058-94-8	ND	1.14	4.35		B0C0242	30-Mar-20	0.115 L	31-Mar-20 00:08	1
PFDS	335-77-3	ND	1.34	4.35		B0C0242	30-Mar-20	0.115 L	31-Mar-20 00:08	1
11Cl-PF3OUdS	763051-92-9	ND	2.62	4.35		B0C0242	30-Mar-20	0.115 L	31-Mar-20 00:08	1
10:2 FTS	120226-60-0	ND	3.40	4.35		B0C0242	30-Mar-20	0.115 L	31-Mar-20 00:08	1
PFDoA	307-55-1	ND	0.861	4.35		B0C0242	30-Mar-20	0.115 L	31-Mar-20 00:08	1
MeFOSA	31506-32-8	ND	4.16	21.7		B0C0242	30-Mar-20	0.115 L	31-Mar-20 00:08	1
PFTrDA	72629-94-8	ND	0.537	4.35		B0C0242	30-Mar-20	0.115 L	31-Mar-20 00:08	1
PFDoS	79780-39-5	ND	4.53	5.44		B0C0242	30-Mar-20	0.115 L	31-Mar-20 00:08	1
PFTeDA	376-06-7	ND	0.821	4.35		B0C0242	30-Mar-20	0.115 L	31-Mar-20 00:08	1
EtFOSA	4151-50-2	ND	5.55	21.7		B0C0242	30-Mar-20	0.115 L	31-Mar-20 00:08	1
PFHxDA	67905-19-5	ND	0.320	4.35		B0C0242	30-Mar-20	0.115 L	31-Mar-20 00:08	1
PFODA	16517-11-6	ND	6.67	7.61		B0C0242	30-Mar-20	0.115 L	31-Mar-20 00:08	1
MeFOSE	24448-09-7	ND	6.60	21.7		B0C0242	30-Mar-20	0.115 L	31-Mar-20 00:08	1
EtFOSE	1691-99-2	ND	10.3	21.7		B0C0242	30-Mar-20	0.115 L	31-Mar-20 00:08	1

Labeled Standards	Type	% Recovery	Limits	Qualifiers	Batch	Extracted	Samp Size	Analyzed	Dilution
13C3-PFBA	IS	91.2	25 - 150		B0C0242	30-Mar-20	0.115 L	31-Mar-20 00:08	1

Sample ID: SP-102

PFAS Isotope Dilution Method

Client Data

Name: AECOM
Project: Shoe Factory 60617051
Matrix: Aqueous
Date Collected: 06-Mar-20 16:50

Laboratory Data

Lab Sample: 2000512-13
Date Received: 10-Mar-20 09:40
Column: BEH C18

Labeled Standards	Type	% Recovery	Limits	Qualifiers	Batch	Extracted	Samp Size	Analyzed	Dilution
13C3-PFPeA	IS	73.0	25 - 150		B0C0242	30-Mar-20	0.115 L	31-Mar-20 00:08	1
13C3-PFBS	IS	76.8	25 - 150		B0C0242	30-Mar-20	0.115 L	31-Mar-20 00:08	1
13C3-HFPO-DA	IS	67.5	25 - 150		B0C0242	30-Mar-20	0.115 L	31-Mar-20 00:08	1
13C2-4:2 FTS	IS	65.8	25 - 150		B0C0242	30-Mar-20	0.115 L	31-Mar-20 00:08	1
13C2-PFHxA	IS	69.7	25 - 150		B0C0242	30-Mar-20	0.115 L	31-Mar-20 00:08	1
13C4-PFHpA	IS	69.9	25 - 150		B0C0242	30-Mar-20	0.115 L	31-Mar-20 00:08	1
13C3-PFHxS	IS	83.6	25 - 150		B0C0242	30-Mar-20	0.115 L	31-Mar-20 00:08	1
13C2-6:2 FTS	IS	73.9	25 - 150		B0C0242	30-Mar-20	0.115 L	31-Mar-20 00:08	1
13C5-PFNA	IS	69.0	25 - 150		B0C0242	30-Mar-20	0.115 L	31-Mar-20 00:08	1
13C8-PFOSA	IS	54.9	10 - 150		B0C0242	30-Mar-20	0.115 L	31-Mar-20 00:08	1
13C2-PFOA	IS	64.7	25 - 150		B0C0242	30-Mar-20	0.115 L	31-Mar-20 00:08	1
13C8-PFOS	IS	59.0	25 - 150		B0C0242	30-Mar-20	0.115 L	31-Mar-20 00:08	1
13C2-PFDA	IS	67.8	25 - 150		B0C0242	30-Mar-20	0.115 L	31-Mar-20 00:08	1
13C2-8:2 FTS	IS	69.2	25 - 150		B0C0242	30-Mar-20	0.115 L	31-Mar-20 00:08	1
d3-MeFOSAA	IS	82.3	25 - 150		B0C0242	30-Mar-20	0.115 L	31-Mar-20 00:08	1
13C2-PFUnA	IS	64.9	25 - 150		B0C0242	30-Mar-20	0.115 L	31-Mar-20 00:08	1
d5-EtFOSAA	IS	64.7	25 - 150		B0C0242	30-Mar-20	0.115 L	31-Mar-20 00:08	1
13C2-PFDoA	IS	59.1	25 - 150		B0C0242	30-Mar-20	0.115 L	31-Mar-20 00:08	1
d3-MeFOSA	IS	22.1	10 - 150		B0C0242	30-Mar-20	0.115 L	31-Mar-20 00:08	1
13C2-PFTeDA	IS	53.6	25 - 150		B0C0242	30-Mar-20	0.115 L	31-Mar-20 00:08	1
d5-EtFOSA	IS	20.4	10 - 150		B0C0242	30-Mar-20	0.115 L	31-Mar-20 00:08	1
13C2-PFHxDA	IS	38.0	25 - 150		B0C0242	30-Mar-20	0.115 L	31-Mar-20 00:08	1
d7-MeFOSE	IS	47.6	10 - 150		B0C0242	30-Mar-20	0.115 L	31-Mar-20 00:08	1
d9-EtFOSE	IS	47.3	10 - 150		B0C0242	30-Mar-20	0.115 L	31-Mar-20 00:08	1

MDL - Method Detection Limit

RL - Reporting limit

Results reported to MDL.

When reported, PFHxS, PFOA, PFOS, MeFOSAA and EtFOSAA include both linear and branched isomers. Only the linear isomer is reported for all other analytes.

DATA QUALIFIERS & ABBREVIATIONS

B	This compound was also detected in the method blank
Conc.	Concentration
CRS	Cleanup Recovery Standard
D	Dilution
DL	Detection limit
E	The associated compound concentration exceeded the calibration range of the instrument
H	Recovery and/or RPD was outside laboratory acceptance limits
I	Chemical Interference
IS	Internal Standard
J	The amount detected is below the Reporting Limit/LOQ
LOD	Limit of Detection
LOQ	Limit of Quantitation
M	Estimated Maximum Possible Concentration (CA Region 2 projects only)
NA	Not applicable
ND	Not Detected
OPR	Ongoing Precision and Recovery sample
P	The reported concentration may include contribution from chlorinated diphenyl ether(s).
Q	The ion transition ratio is outside of the acceptance criteria.
RL	Reporting Limit
TEQ	Toxic Equivalency
U	Not Detected (specific projects only)
*	See Cover Letter

Unless otherwise noted, solid sample results are reported in dry weight. Tissue samples are reported in wet weight.

Vista Analytical Laboratory Certifications

Accrediting Authority	Certificate Number
Alaska Department of Environmental Conservation	17-013
Arkansas Department of Environmental Quality	19-013-0
California Department of Health – ELAP	2892
DoD ELAP - A2LA Accredited - ISO/IEC 17025:2005	3091.01
Florida Department of Health	E87777-23
Hawaii Department of Health	N/A
Louisiana Department of Environmental Quality	01977
Maine Department of Health	2018017
Massachusetts Department of Environmental Protection	N/A
Michigan Department of Environmental Quality	9932
Minnesota Department of Health	1521520
New Hampshire Environmental Accreditation Program	207718-B
New Jersey Department of Environmental Protection	190001
New York Department of Health	11411
Oregon Laboratory Accreditation Program	4042-010
Pennsylvania Department of Environmental Protection	016
Texas Commission on Environmental Quality	T104704189-19-10
Vermont Department of Health	VT-4042
Virginia Department of General Services	10272
Washington Department of Ecology	C584-19
Wisconsin Department of Natural Resources	998036160

Current certificates and lists of licensed parameters are located in the Quality Assurance office and are available upon request.

NELAP Accredited Test Methods

MATRIX: Air	
Description of Test	**Method**
Determination of Polychlorinated p-Dioxins & Polychlorinated Dibenzofurans	EPA 23
Determination of Polychlorinated p-Dioxins & Polychlorinated Dibenzofurans	EPA TO-9A

MATRIX: Biological Tissue	
Description of Test	**Method**
Tetra- through Octa-Chlorinated Dioxins and Furans by Isotope Dilution GC/HRMS	EPA 1613B
Brominated Diphenyl Ethers by HRGC/HRMS	EPA 1614A
Chlorinated Biphenyl Congeners in Water, Soil, Sediment, and Tissue by GC/HRMS	EPA 1668A/C
Pesticides in Water, Soil, Sediment, Biosolids, and Tissue by HRGC/HRMS	EPA 1699
Perfluorinated Alkyl Acids in Drinking Water by SPE and LC/MS/MS	EPA 537
Polychlorinated Dibenzo-p-Dioxins and Polychlorinated Dibenzofurans by GC/HRMS	EPA 8280A/B
Polychlorinated Dibenzodioxins (PCDDs) and Polychlorinated Dibenzofurans (PCDFs) by GC/HRMS	EPA 8290/8290A

MATRIX: Drinking Water	
Description of Test	**Method**
2,3,7,8-Tetrachlorodibenzo- p-dioxin (2,3,7,8-TCDD) GC/HRMS	EPA 1613/1613B
1,4-Dioxane (1,4-Diethyleneoxide) analysis by GC/HRMS	EPA 522
Perfluorinated Alkyl Acids in Drinking Water by SPE and LC/MS/MS	EPA 537
Perfluorinated Alkyl Acids in Drinking Water by SPE and LC/MS/MS	ISO 25101 2009

MATRIX: Non-Potable Water	
Description of Test	**Method**
Tetra- through Octa-Chlorinated Dioxins and Furans by Isotope Dilution GC/HRMS	EPA 1613B
Brominated Diphenyl Ethers by HRGC/HRMS	EPA 1614A
Chlorinated Biphenyl Congeners in Water, Soil, Sediment, and Tissue by GC/HRMS	EPA 1668A/C
Pesticides in Water, Soil, Sediment, Biosolids, and Tissue by HRGC/HRMS	EPA 1699
Perfluorinated Alkyl Acids in Drinking Water by SPE and LC/MS/MS	EPA 537
Dioxin by GC/HRMS	EPA 613
Polychlorinated Dibenzo-p-Dioxins and Polychlorinated Dibenzofurans by GC/HRMS	EPA 8280A/B
Polychlorinated Dibenzodioxins (PCDDs) and Polychlorinated Dibenzofurans (PCDFs) by GC/HRMS	EPA 8290/8290A

MATRIX: Solids	
Description of Test	**Method**
Tetra-Octa Chlorinated Dioxins and Furans by Isotope Dilution GC/HRMS	EPA 1613
Tetra- through Octa-Chlorinated Dioxins and Furans by Isotope Dilution GC/HRMS	EPA 1613B
Brominated Diphenyl Ethers by HRGC/HRMS	EPA 1614A
Chlorinated Biphenyl Congeners in Water, Soil, Sediment, and Tissue by GC/HRMS	EPA 1668A/C
Pesticides in Water, Soil, Sediment, Biosolids, and Tissue by HRGC/HRMS	EPA 1699
Perfluorinated Alkyl Acids in Drinking Water by SPE and LC/MS/MS	EPA 537
Polychlorinated Dibenzo-p-Dioxins and Polychlorinated Dibenzofurans by GC/HRMS	EPA 8280A/B
Polychlorinated Dibenzodioxins (PCDDs) and Polychlorinated Dibenzofurans (PCDFs) by GC/HRMS	EPA 8290/8290A

Vista Analytical Laboratory

CHAIN OF CUSTODY

For Laboratory Use Only
Work Order #: 2000512 Temp: 4.1 °C
Storage ID: R-13 / WR-2 Storage Secured: Yes ☑ No ☐

Project ID: Shoe Factory 60617051 PO#: Sampler: Joel MacKinney (name)

TAT (check one): Standard: ☒ 21 days; Rush (surcharge may apply): ☐ 14 days ☐ 7 days Specify:

Relinquished by (printed name and signature)	Date	Time	Received by (printed name and signature)	Date	Time
Joel MacKinney AECOM Joel MacKinney	3/9/20	1100	Kinsey Scardina Kinsey Scardina	03/10/20	0940

SHIP TO: Vista Analytical Laboratory
1104 Windfield Way
El Dorado Hills, CA 95762
(916) 673-1520 * Fax (916) 673-0106
ATTN: Jennifer Miller

Method of Shipment: FedEx
Tracking No.: FedEx 813710706124

Add Analysis(es) Requested

Sample ID	Date	Time	Location/ Sample Description	Container(s) Quantity	Type	Matrix	PFAS by Isotope Dilution: PFOA/ PFOS	UCMR3 PFAS List:6	537.1 List: 14 or 18 (Circle One)	EPA Draft List of 24	PFAS OTHER: Please attach analyte list WI list of 36	EPA Method 537 (DW only): PFOA/ PFOS	UCMR3 PFAS List:6	537.1 List of 14	537.1 List of 18	Comments
EB-well screen	3/5/20	1050		2	P	AQ					X					
EB-drill rod	3/5/20	1055		2	P	AQ					X					
Field Blank	3/6/20	1620		2	P	AQ					X					
EB-peristaltic	3/6/20	1700		2	P	AQ					X					
SP-116	3/6/20	0920		2	P	AQ					X					
SP-111	3/6/20	1015		2	P	AQ					X					
SP-109	3/6/20	1125		2	P	AQ					X					
SP-114	3/6/20	1245		2	P	AQ					X					
SP-113	3/6/20	1340		2	P	AQ					X					
SP-107	3/6/20	1440		2	P	AQ					X					

Special Instructions/Comments:

SEND DOCUMENTATION AND RESULTS TO:

Name: AECOM - Lanette Altenbach
Company:
Address: 1555 N RiverCenter Dr, Suite 214
City: Milwaukee WI 53213
Phone:
Email: lanette.altenbach@aecom.com

Container Types: P= HDPE, PJ= HDPE Jar, PY= Polypropylene, O = Other:

Bottle Preservation Type: TZ = Trizma:

Matrix Types: AQ = Aqueous, DW = Drinking Water, EF = Effluent, PP = Pulp/Paper, SD = Sediment, SL = Sludge, SO = Soil, WW = Wastewater, B = Blood/Serum, O = Other:

Vista Analytical Laboratory

CHAIN OF CUSTODY

For Laboratory Use Only
Work Order #: 2000512 Temp: 4.1 °C
Storage ID: R-13 / WR-2 Storage Secured: Yes ☒ No ☐

Project ID: Shoe Factory 60617051 PO#: Sampler: Joel Mackimey (name)

TAT (check one): Standard: ☒ 21 days; Rush (surcharge may apply): ☐ 14 days ☐ 7 days Specify:

Relinquished by (printed name and signature)	Date	Time	Received by (printed name and signature)	Date	Time
Joel Mackimey AECOM	3/9/20	1100	Kinsey Scardina	03/10/20	0940

SHIP TO: Vista Analytical Laboratory
1104 Windfield Way
El Dorado Hills, CA 95762
(916) 673-1520 * Fax (916) 673-0106

ATTN:

Method of Shipment: Fed Ex
Tracking No.:

Add Analysis(es) Requested

Sample ID	Date	Time	Location/ Sample Description	Container(s) Quantity	Container(s) Type	Container(s) Matrix	PFAS by Isotope Dilution: PFOA/PFOS	PFAS by Isotope Dilution: UCMR3 PFAS List:6	PFAS by Isotope Dilution: 537.1 List: 14 or 18 (Circle One)	PFAS by Isotope Dilution: EPA Draft List of 24	PFAS by Isotope Dilution: OTHER: PFAS WI List of 36 (Please attach analyte list)	EPA Method 537 (DW only): PFOA/PFOS	EPA Method 537 (DW only): UCMR3 PFAS List:6	EPA Method 537 (DW only): 537.1 List of 14	EPA Method 537 (DW only): 537.1 List of 18	Comments
SP-107 Dup	3/6/20	1440									X					
SP-104	3/6/20	1550									X					
SP-102	3/6/20	1650									X					

Special Instructions/Comments:

SEND DOCUMENTATION AND RESULTS TO:

Name: Lanette Altenbach
Company: AECOM
Address: 1555 N River Center Dr, Suite 214
City: Milwaukee WI 53212
Phone:
Email: lanette.altenbach@aecom.com

Container Types: P= HDPE, PJ= HDPE Jar, PY= Polypropylene, O = Other:

Bottle Preservation Type: TZ = Trizma:

Matrix Types: AQ = Aqueous, DW = Drinking Water, EF = Effluent, PP = Pulp/Paper, SD = Sediment, SL = Sludge, SO = Soil, WW = Wastewater, B = Blood/Serum, O = Other:

Vista Analytical Laboratory

Sample Log-In Checklist

Page # 1 of 1

Vista Work Order #: 2000512 TAT Std

Samples Arrival:	**Date/Time** 03/10/20 0940		**Initials:** KS		**Location:** WR-2 **Shelf/Rack:** N/A		
Delivered By:	(FedEx)	UPS	On Trac	GLS	DHL	Hand Delivered	Other
Preservation:	(Ice)		Blue Ice		Dry Ice		None
Temp °C: 4.1 (uncorrected) **Temp °C:** 4.1 (corrected)			**Probe used:** Y / (N)		**Thermometer ID:** IR-4		

	YES	NO	NA
Shipping Container(s) Intact?	✓		
Shipping Custody Seals Intact?	✓		
Airbill — Trk # 8137 1070 6124	✓		
Shipping Documentation Present?	✓		
Shipping Container: (Vista) / Client / (Retain) / Return / Dispose			
Chain of Custody / Sample Documentation Present?	✓		
Chain of Custody / Sample Documentation Complete?	✓		
Holding Time Acceptable?	✓		

Logged In:	**Date/Time** 03/11/20 1137	**Initials:** KS	**Location:** R-13 / WR-2 **Shelf/Rack:** A1 / E-4	
COC Anomaly/Sample Acceptance Form completed?	✓			

Comments:

CoC/Label Reconciliation Report WO# 2000512

LabNumber	CoC Sample ID		SampleAlias	Sample Date/Time		Container	BaseMatrix	Sample Comments
2000512-01	A EB- well screen	☑		05-Mar-20 10:50	☑	HDPE Bottle, 125 mL	Aqueous	
2000512-01	B EB- well screen	☑		05-Mar-20 10:50	☑	HDPE Bottle, 125 mL	Aqueous	
2000512-02	A EB- drill rod	☑		05-Mar-20 10:55	☑	HDPE Bottle, 125 mL	Aqueous	
2000512-02	B EB- drill rod	☑		05-Mar-20 10:55	☑	HDPE Bottle, 125 mL	Aqueous	
2000512-03	A Field Blank	☑		06-Mar-20 16:20	☑	HDPE Bottle, 125 mL	Aqueous	
2000512-03	B Field Blank	☑		06-Mar-20 16:20	☑	HDPE Bottle, 125 mL	Aqueous	
2000512-04	A EB- peristaltic	☑		06-Mar-20 17:00	☑	HDPE Bottle, 125 mL	Aqueous	
2000512-04	B EB- peristaltic	☑		06-Mar-20 17:00	☑	HDPE Bottle, 125 mL	Aqueous	
2000512-05	A SP-116	☑		06-Mar-20 09:20	☑	HDPE Bottle, 125 mL	Aqueous	
2000512-05	B SP-116	☑		06-Mar-20 09:20	☑	HDPE Bottle, 125 mL	Aqueous	
2000512-06	A SP-111	☑		06-Mar-20 10:15	☑	HDPE Bottle, 125 mL	Aqueous	
2000512-06	B SP-111	☑		06-Mar-20 10:15	☑	HDPE Bottle, 125 mL	Aqueous	
2000512-07	A SP-109	☑		06-Mar-20 11:25	☑	HDPE Bottle, 125 mL	Aqueous	
2000512-07	B SP-109	☑		06-Mar-20 11:25	☑	HDPE Bottle, 125 mL	Aqueous	
2000512-08	A SP-114	☑		06-Mar-20 12:45	☑	HDPE Bottle, 125 mL	Aqueous	
2000512-08	B SP-114	☑		06-Mar-20 12:45	☑	HDPE Bottle, 125 mL	Aqueous	
2000512-09	A SP-113	☑		06-Mar-20 13:40	☑	HDPE Bottle, 125 mL	Aqueous	
2000512-09	B SP-113	☑		06-Mar-20 13:40	☑	HDPE Bottle, 125 mL	Aqueous	
2000512-10	A SP-107	☑		06-Mar-20 14:40	☑	HDPE Bottle, 125 mL	Aqueous	
2000512-10	B SP-107	☑		06-Mar-20 14:40	☑	HDPE Bottle, 125 mL	Aqueous	
2000512-11	A SP-107 Dup	☑		06-Mar-20 14:40	☑	HDPE Bottle, 125 mL	Aqueous	
2000512-11	B SP-107 Dup	☑		06-Mar-20 14:40	☑	HDPE Bottle, 125 mL	Aqueous	
2000512-12	A SP-104	☑		06-Mar-20 15:50	☑	HDPE Bottle, 125 mL	Aqueous	
2000512-12	B SP-104	☑		06-Mar-20 15:50	☑	HDPE Bottle, 125 mL	Aqueous	
2000512-13	A SP-102	☑		06-Mar-20 16:50	☑	HDPE Bottle, 125 mL	Aqueous	
2000512-13	B SP-102	☑		06-Mar-20 16:50	☑	HDPE Bottle, 125 mL	Aqueous	

Checkmarks indicate that information on the COC reconciled with the sample label.
Any discrepancies are noted in the following columns.

	Yes	No	NA
Sample Container Intact?	✓		
Sample Custody Seals Intact?			✓
Adequate Sample Volume?	✓		
Container Type Appropriate for Analysis(es)	✓		
Preservation Documented: Na2S2O3 Trizma (None) Other		✓	✓
If Chlorinated or Drinking Water Samples, Acceptable Preservation?			✓

Comments:

* Bottle received empty

Verifed by/Date: KS 03/11/20

Vista Analytical Laboratory

ANOMALY FORM

Vista Work Order 2000512

Initial/Date — The following checked issues were noted during sample receipt and login:

_____ ☐ **1. The samples were received out of temperature at (WI-PHT):** _____
Was Ice present: Yes No Melted Blue Ice

_____ ☐ 2. The Chain-of-Custody (CoC) was not relinquished properly.

_____ ☐ 3. The CoC did not include collection time(s). 00:00 will be used unless notified otherwise.

_____ ☐ 4. The sample(s) did not include a sample collection time. All or Sample Name: _____

_____ ☐ 5. A sample ID discrepancy was found. See the Reconciliation report.
The CoC Sample ID will be used unless notified otherwise.

_____ ☐ 6. A sample date and/or time discrepancy was found. See the Reconciliation report.
The CoC Sample date/time will be used unless notified otherwise.

KS 03/11/20 ☒ **7. The CoC did not include a sample matrix. The following sample matrix will be used:** aqueous

_____ ☐ **8. Insufficent volume received for analysis. All or Sample Name:** _____

_____ ☐ 9. The backup bottle was received broken. Sample Name: _____

_____ ☐ **10. CoC not received, illegible or destroyed.**

_____ ☐ **11. The sample(s) were received out of holding time. All or Sample Name:** _____

_____ ☐ **12. The CoC did not include an analysis. All or Sample Name:** _____

_____ ☐ **13. Sample(s) received without collection date. All or Sample Name:** _____

_____ ☐ **14. Sample(s) not received. All or Sample Name:** _____

_____ ☐ **15. Sample(s) received broken. All or Sample Name:** _____

_____ ☐ **16. An incorrect container-type was used. All or Sample Name:** _____

_____ ☐ 17. Other:

Bolded items require sign-off

Client Contacted: Lanette Altenbach

Date of Contact: 03/12/2020

Vista Client Manager: Jade White

Resolution: Matrix will be reported as "aqueous."

EXTRACTION INFORMATION

Process Sheet

Workorder: 2000512

Prep Expiration: 2020-04-02
Client: AECOM

Workorder Due: 31-Mar-20 00:00

TAT: 21

Method: **537M PFAS Wisconsin**
Matrix: **Aqueous**

Prep Batch: BOC0242

Prep Data Entered: HR 03/31/20
Date and Initials

Version: WI List of 36
DoD: WI w/ ELS. @03/17/20

Initial Sequence: SOC011O

LabSampID	A/B	Prep Rec	Spike Rec	ClientSampleID	Comments	Location	Container
2000512-01	A	☑	☑	EB- well screen		R-13 A-1	HDPE Bottle, 125 mL
2000512-02		☑	☑	EB- drill rod		R-13 A-1	HDPE Bottle, 125 mL
2000512-03		☑	☑	Field Blank		R-13 A-1	HDPE Bottle, 125 mL
2000512-04		☑	☑	EB- peristaltic		R-13 A-1	HDPE Bottle, 125 mL
2000512-05		☑	☑	SP-116		R-13 A-1	HDPE Bottle, 125 mL
2000512-06		☑	☑	SP-111		R-13 A-1	HDPE Bottle, 125 mL
2000512-07		☑	☑	SP-109		R-13 A-1	HDPE Bottle, 125 mL
2000512-08		☑	☑	SP-114		R-13 A-1	HDPE Bottle, 125 mL
2000512-09		☑	☑	SP-113		R-13 A-1	HDPE Bottle, 125 mL
2000512-10		☑	☑	SP-107		R-13 A-1	HDPE Bottle, 125 mL
2000512-11		☑	☑	SP-107 Dup		R-13 A-1	HDPE Bottle, 125 mL
2000512-12		☑	☑	SP-104		R-13 A-1	HDPE Bottle, 125 mL
2000512-13		☑	☑	SP-102		R-13 A-1	HDPE Bottle, 125 mL

WO Comments: **Wisconsin guidelines. 2ng/L MDL requirement for PFOA/PFOS.**

Pre-Prep Check Out: CHT 03/20/20
Pre-Prep Check In: CHT 03/20/20

Prep Check Out: LW 03/30/2020
Prep Check In: N/A

Prep Reconciled Initals/Date: CHT 03/20/20
Spike Reconciled Initals/Date: LW 03/30/2020
VialBoxID: Yokai

Matrix: Aqueous

Method: 537M PFAS Wisconsin

PREPARATION BENCH SHEET

B0C0242

Chemist: LW

Prep Date: 03/30/2020

Prep Time: 07:01

Hood#: *456

Prepared using: ☐ Sonication Shaker ☑ SPE Extraction ☑ Centrifuge ID: C3 C5 LW 03/30/2020

Rec Date/Initals: LW 03/30/2020 | Date/Initals: 03/30/20 CHT | BalanceID: HRMS-7

Cen	VISTA Sample ID	Rec Vial1	Rec Vial2	pH	Chlorine (Cl)	Bottle + Sample (g)	Bottle Only (g)	Sample Amt. (L)	IS/NS CHEM/WIT DATE	SPE and Reconciliation	ENVI-Carb and Reconciliation	RS CHEM/WIT DATE
☑	B0C0242-BLK1	☑	☑	5	0	NA	NA	(0.125)	LW HR 03/30/2020	LW 03/30/2020	N/A	LW HR 03/30/2020
☑	B0C0242-BS1	☑	☑	5	0	↓	↓	(0.125)				
☐	2000512-01	☑	☑	4	0	141.52	26.65	0.11487				
☐	2000512-02	☑	☑	4	0	140.37	26.91	0.11346				
☐	2000512-03	☑	☑	4	0	137.31	26.58	0.11073				
☐	2000512-04	☑	☑	4	0	131.83	26.75	0.10508				
☑	2000512-05	☑	☑	6	0	137.07	26.85	0.11022				
☑	2000512-06	☑	☑	6	0	139.48	26.87	0.11261				
☑	2000512-07	☑	☑	6	0	140.62	26.666	0.113916				
☑	2000512-08	☑	☑	6	0	142.00	26.69	0.11531				
☑	2000512-09	☑	☑	5	0	141.53	26.59	0.11494				
☐	2000512-10	☑	☑	6	0	140.02	26.88	0.11314				
☐	2000512-11	☑	☑	6	0	142.94	26.69	0.11625				
☑	2000512-12	☑	☑	5	0	141.44	26.75	0.11469				
☑	2000512-13	☑	☑	6	0	141.54	26.55	0.11499				

IS: 20A0801, 10mL (V8)

IS SUP: 20C1202, 20mL (V10)

NS: 20C1801, 10mL

NS SUP: N/A

RS: 20A0804, 10mL (V3)

SPE Chem: Strata XL-AW 100mm 200mg/6mL

SPE Lot#: 518-0068865

ENVI-Carb Lot#: N/A

Ele SOLV: MeOH/0.5%NH4OH in MeOH

Final Volume(s) 1 mL

Notes: * LW 03/30/2020

Comments: Assume 1 g = 1 mL

Cen = Centrifuged

Rec = Reconcile final vial transfer

1 = Sample centrifuged twice
2 = Sample deeply colored after centrifuge
3 = Cartridge sorbent discolored after SPE
4 = Sample clogged cartridge, additional cartridge(s) used
5 = Sample recombined at final volume
6 = Sample took longer to SPE, required stronger vacuum
7 = Required Nitrogen line to finish SPE
8 = Required Nitrogen line to finish elution
9 = Sample arrived with low volume
10 = Trizma added to QC (5g/L)

Batch: B0C0242

Matrix: Aqueous

LabNumber	WetWeight (Initial)	% Solids (Extraction Solids)	DryWeight	Final	Extracted	Ext By	Spike	SpikeAmount	ClientMatrix	Analysis
2000512-01	0.11487	N/A	N/A	1000	30-Mar-20 07:01	LW			Aqueous	537M PFAS Wisconsin 5.3
2000512-02	0.11346			1000	30-Mar-20 07:01	LW			Aqueous	537M PFAS Wisconsin 5.3
2000512-03	0.11073			1000	30-Mar-20 07:01	LW			Aqueous	537M PFAS Wisconsin 5.3
2000512-04	0.10508			1000	30-Mar-20 07:01	LW			Aqueous	537M PFAS Wisconsin 5.3
2000512-05	0.11022			1000	30-Mar-20 07:01	LW			Aqueous	537M PFAS Wisconsin 5.3
2000512-06	0.11261			1000	30-Mar-20 07:01	LW			Aqueous	537M PFAS Wisconsin 5.3
2000512-07	0.11396			1000	30-Mar-20 07:01	LW			Aqueous	537M PFAS Wisconsin 5.3
2000512-08	0.11531			1000	30-Mar-20 07:01	LW			Aqueous	537M PFAS Wisconsin 5.3
2000512-09	0.11494			1000	30-Mar-20 07:01	LW			Aqueous	537M PFAS Wisconsin 5.3
2000512-10	0.11314			1000	30-Mar-20 07:01	LW			Aqueous	537M PFAS Wisconsin 5.3
2000512-11	0.11625			1000	30-Mar-20 07:01	LW			Aqueous	537M PFAS Wisconsin 5.3
2000512-12	0.11469			1000	30-Mar-20 07:01	LW			Aqueous	537M PFAS Wisconsin 5.3
2000512-13	0.11499			1000	30-Mar-20 07:01	LW			Aqueous	537M PFAS Wisconsin 5.3
B0C0242-BLK1	0.125			1000	30-Mar-20 07:01	LW				QC
B0C0242-BS1	0.125			1000	30-Mar-20 07:01	LW	20C1801	10		QC

All bolded data on report verified against written benchsheet by (initial/date) HP 03/31/20

Printed: 3/31/2020 7:18:31AM
Page 1 of 1

Sample Data – PFAS Isotope Dilution Method

Dataset: P:\PFAS5.PRO\RESULTS\200330P1\200330P1-34.qld

Last Altered: Tuesday, March 31, 2020 14:12:39 Pacific Daylight Time
Printed: Tuesday, March 31, 2020 15:04:24 Pacific Daylight Time

Name: 200330P1-34, Date: 30-Mar-2020, Time: 21:09:51, ID: B0C0242-BLK1 Method Blank 0.125, Description: Method Blank

	#	Name	Trace	Area	IS Area	wt/vol	Pred.RT	RT	Response	Conc.	%Rec	Ion Ratio	Ratio Out?
1	1	PFBA	213.0 > 168.8		7036.657	0.125	1.23						
2	4	PFPeA	263.1 > 218.9		10066.733	0.125	2.18						
3	5	PFBS	299.0 > 79.7		1080.408	0.125	2.47						YES
4	6	4:2 FTS	327.0 > 307		1544.231	0.125	2.91						YES
5	7	PFHxA	313.0 > 269.0		17687.490	0.125	2.99						YES
6	47	13C3-PFBA-EIS	216.1 > 171.8	7036.657		0.125	1.23	1.23	7036.657	107.3	107.3		
7	49	13C3-PFPeA-EIS	266.0 > 221.8	10066.733		0.125	2.23	2.18	10066.733	83.35	83.3		
8	51	13C3-PFBS-EIS	302.0 > 98.8	1080.408		0.125	2.57	2.47	1080.408	81.90	81.9		
9	55	13C2-4:2 FTS-EIS	329.0 >79.7	1544.231		0.125	2.99	2.91	1544.231	90.59	90.6		
10	57	13C2-PFHxA-EIS	315.0 > 270.0	17687.490		0.125	2.99	2.99	17687.490	81.20	81.2		
11	-1												
12	8	PFPeS	349.>79.7		1080.408	0.125	3.20						YES
13	9	HFPO-DA	285.1 > 168.9		3551.043	0.125	3.21						YES
14	11	PFHpA	363.0 > 318.9		11250.039	0.125	3.61						YES
15	13	L-PFHxS	398.9 > 79.7		2172.366	0.125	3.75						YES
16	1...	Total PFHxS	398.9 > 79.7	0.000	2172.366	0.125	3.93		0.000				
17	51	13C3-PFBS-EIS	302.0 > 98.8	1080.408		0.125	2.57	2.47	1080.408	81.90	81.9		
18	53	13C3-HFPO-DA-EIS	287.0 > 168.9	3551.043		0.125	3.30	3.21	3551.043	79.39	79.4		
19	59	13C4-PFHpA-EIS	367.2 > 321.8	11250.039		0.125	3.64	3.61	11250.039	83.43	83.4		
20	61	13C3-PFHxS-EIS	401.8 > 79.7	2172.366		0.125	3.75	3.75	2172.366	86.48	86.5		
21	61	13C3-PFHxS-EIS	401.8 > 79.7	2172.366		0.125	3.75	3.75	2172.366	86.48	86.5		
22	-1												
23	12	ADONA	376.8 > 250.9		11250.039	0.125	3.69						YES
24	15	6:2 FTS	427.0 > 407		1442.728	0.125	4.06						YES
25	16	L-PFOA	412.8 > 368.9		15277.263	0.125	4.12						YES
26	1...	Total PFOA	412.8 > 368.9	0.000	15277.263	0.125	4.60		0.000				
27	19	PFHpS	449.0 > 79.7		2664.286	0.125	4.27						YES
28	59	13C4-PFHpA-EIS	367.2 > 321.8	11250.039		0.125	3.64	3.61	11250.039	83.43	83.4		
29	63	13C2-6:2 FTS-EIS	429.0 >79.7	1442.728		0.125	4.12	4.06	1442.728	93.12	93.1		
30	69	13C2-PFOA-EIS	414.9 > 369.7	15277.263		0.125	4.12	4.12	15277.263	85.37	85.4		
31	69	13C2-PFOA-EIS	414.9 > 369.7	15277.263		0.125	4.12	4.12	15277.263	85.37	85.4		
32	71	13C8-PFOS-EIS	507.0 > 79.7	2664.286		0.125	4.66	4.66	2664.286	74.42	74.4		
33	-1												
34	21	PFNA	463.0 > 418.8		15171.321	0.125	4.57						YES
35	22	PFOSA	497.9 > 77.9		2609.984	0.125	4.62						YES
36	23	L-PFOS	498.9 > 79.7		2664.286	0.125	4.66						YES

Dataset: P:\PFAS5.PRO\RESULTS\200330P1\200330P1-34.qld

Last Altered: Tuesday, March 31, 2020 14:12:39 Pacific Daylight Time
Printed: Tuesday, March 31, 2020 15:04:24 Pacific Daylight Time

Name: 200330P1-34, Date: 30-Mar-2020, Time: 21:09:51, ID: B0C0242-BLK1 Method Blank 0.125, Description: Method Blank

	#	Name	Trace	Area	IS Area	wt/vol	Pred.RT	RT	Response	Conc.	%Rec	Ion Ratio	Ratio Out?
37	1...	Total PFOS	498.9 > 79.7	0.000	2664.286	0.125	5.13		0.000				
38	25	9Cl-PF30NS	531 > 351		2664.286	0.125	4.86						YES
39	65	13C5-PFNA-EIS	468.2 > 422.9	15171.321		0.125	4.57	4.57	15171.321	93.29	93.3		
40	67	13C8-PFOSA-EIS	506 > 78	2609.984		0.125	4.63	4.62	2609.984	58.68	58.7		
41	71	13C8-PFOS-EIS	507.0 > 79.7	2664.286		0.125	4.66	4.66	2664.286	74.42	74.4		
42	71	13C8-PFOS-EIS	507.0 > 79.7	2664.286		0.125	4.66	4.66	2664.286	74.42	74.4		
43	71	13C8-PFOS-EIS	507.0 > 79.7	2664.286		0.125	4.66	4.66	2664.286	74.42	74.4		
44	-1												
45	26	PFDA	513 > 468.8		14539.796	0.125	4.95						YES
46	27	8:2 FTS	526.9 > 506.8		1016.556	0.125	4.93						YES
47	28	PFNS	549.1 > 79.7		2664.286	0.125	5.00						YES
48	29	L-MeFOSAA	570 > 419		1903.513	0.125	5.11						YES
49	1...	Total N-MeFOSAA	570. > 419	0.000	1903.513	0.125	5.19		0.000				
50	73	13C2-PFDA-EIS	515.1 > 469.9	14539.796		0.125	4.95	4.95	14539.796	82.23	82.2		
51	75	13C2-8:2 FTS-EIS	529 > 79.7	1016.556		0.125	4.91	4.93	1016.556	76.24	76.2		
52	71	13C8-PFOS-EIS	507.0 > 79.7	2664.286		0.125	4.66	4.66	2664.286	74.42	74.4		
53	77	d3-N-MeFOSAA-EIS	573.3 > 419	1903.513		0.125	5.12	5.11	1903.513	79.13	79.1		
54	77	d3-N-MeFOSAA-EIS	573.3 > 419	1903.513		0.125	5.12	5.11	1903.513	79.13	79.1		
55	-1												
56	31	L-EtFOSAA	584.1 > 419		2731.162	0.125	5.26						YES
57	1...	Total N-EtFOSAA	584.1 > 419	0.000	2731.162	0.125	5.37		0.000				
58	33	PFUdA	563.0 > 518.9		14809.243	0.125	5.29						YES
59	34	PFDS	598.8 > 79.7		2664.286	0.125	5.28						YES
60	35	11Cl-PF30UdS	630.9 > 450.9		13243.026	0.125	5.50						YES
61	81	d5-N-EtFOSAA-EIS	589.3 > 419	2731.162		0.125	5.26	5.26	2731.162	60.96	61.0		
62	81	d5-N-EtFOSAA-EIS	589.3 > 419	2731.162		0.125	5.26	5.26	2731.162	60.96	61.0		
63	79	13C2-PFUdA-EIS	565 > 519.8	14809.243		0.125	5.29	5.29	14809.243	71.43	71.4		
64	71	13C8-PFOS-EIS	507.0 > 79.7	2664.286		0.125	4.66	4.66	2664.286	74.42	74.4		
65	83	13C2-PFDoA-EIS	614.7 > 569.7	13243.026		0.125	5.55	5.57	13243.026	72.85	72.9		
66	-1												
67	36	10:2 FTS	626.9 > 607		860.947	0.125	5.55						YES
68	37	PFDoA	612.9 > 569.0		13243.026	0.125	5.57						YES
69	38	N-MeFOSA	512.1 > 168.9		5072.039	0.125	5.63						YES
70	39	PFTrDA	662.9 > 618.9		13243.026	0.125	5.82						YES
71	40	PFDoS	698.8 > 79.7		13117.198	0.125	5.85						YES
72	85	13C2-10:2 FTS-EIS	632.9 > 80.0	860.947		0.125	5.50	5.55	860.947	74.42	74.4		

GM 3/31/2020

Dataset: P:\PFAS5.PRO\RESULTS\200330P1\200330P1-34.qld

Last Altered: Tuesday, March 31, 2020 14:12:39 Pacific Daylight Time
Printed: Tuesday, March 31, 2020 15:04:24 Pacific Daylight Time

Name: 200330P1-34, Date: 30-Mar-2020, Time: 21:09:51, ID: B0C0242-BLK1 Method Blank 0.125, Description: Method Blank

	#	Name	Trace	Area	IS Area	wt/vol	Pred.RT	RT	Response	Conc.	%Rec	Ion Ratio	Ratio Out?
73	83	13C2-PFDoA-EIS	614.7 > 569.7	13243.026		0.125	5.55	5.57	13243.026	72.85	72.9		
74	87	d3-N-MeFOSA-EIS	515.2 > 168.9	5072.039		0.125	5.46	5.64	5072.039	315.9	26.5		
75	83	13C2-PFDoA-EIS	614.7 > 569.7	13243.026		0.125	5.55	5.57	13243.026	72.85	72.9		
76	89	13C2-PFTeDA-EIS	715.1 > 669.7	13117.198		0.125	5.98	6.04	13117.198	67.85	67.9		
77	-1												
78	41	PFTeDA	713.0 > 669.0		13117.198	0.125	6.04						YES
79	42	N-EtFOSA	526.1 > 168.9		7611.009	0.125	6.07						YES
80	43	PFHxDA	813.1 > 768.6		15117.545	0.125	6.38						YES
81	44	PFODA	913.1 > 868.8		15117.545	0.125	6.59						
82	45	N-MeFOSE	616.1 > 58.9		12124.484	0.125	6.30						
83	89	13C2-PFTeDA-EIS	715.1 > 669.7	13117.198		0.125	5.98	6.04	13117.198	67.85	67.9		
84	91	d5-N-ETFOSA-EIS	531.1 > 168.9	7611.009		0.125	5.82	6.09	7611.009	299.4	25.1		
85	93	13C2-PFHxDA-EIS	815 > 769.7	15117.545		0.125	6.27	6.38	15117.545	53.05	53.0		
86	93	13C2-PFHxDA-EIS	815 > 769.7	15117.545		0.125	6.27	6.38	15117.545	53.05	53.0		
87	95	d7-N-MeFOSE-EIS	623.1 > 58.9	12124.484		0.125	5.96	6.30	12124.484	554.7	46.5		
88	-1												
89	46	N-EtFOSE	630.1 > 58.9		13248.497	0.125	6.45						
90	1...	TDCA	498.3>106.9			0.125	4.04						YES
91	99	13C4-PFBA	217.0 > 172.0	11593.810	11593.810	0.125	1.27	1.23	12.500	100.0	100.0		
92	1...	13C8-PFOA	420.9 > 376.0	17837.752	17837.752	0.125	4.13	4.12	12.500	100.0	100.0		
93	1...	13C5-PFHxA	318.0 > 272.9	17211.879	17211.879	0.125	3.00	2.99	12.500	100.0	100.0		
94	97	d9-N-EtFOSE-EIS	639.2 > 58.8	13248.497		0.125	6.16	6.45	13248.497	556.4	46.6		
95	71	13C8-PFOS-EIS	507.0 > 79.7	2664.286		0.125	4.66	4.66	2664.286	74.42	74.4		
96	1...	18O2-PFHxS	403.0 > 102.6	890.574	890.574	0.125	3.76	3.75	12.500	100.0	100.0		
97	1...	13C4-PFOS	503 > 79.7	2983.688	2983.688	0.125	4.67	4.66	12.500	100.0	100.0		
98	1...	13C6-PFDA	519.1 > 473.7	16992.590	16992.590	0.125	4.96	4.95	12.500	100.0	100.0		
99	-1												
100	1...	13C9-PFNA	472.2 > 426.9	16483.672	16483.672	0.125	4.58	4.57	12.500	100.0	100.0		
101	1...	13C7-PFUdA	570.1 > 524.8	17463.887	17463.887	0.125	5.29	5.29	12.500	100.0	100.0		

GM 3/31/2020

Dataset: P:\PFAS5.PRO\RESULTS\200330P1\200330P1-34.qld

Last Altered: Tuesday, March 31, 2020 14:12:39 Pacific Daylight Time
Printed: Tuesday, March 31, 2020 15:04:24 Pacific Daylight Time

Method: P:\PFAS5.PRO\MethDB\NEW_PFAS_80C_033020.mdb 31 Mar 2020 07:57:04
Calibration: P:\PFAS5.PRO\CurveDB\C18_VAL-PFAS_Q5_03-30-20.cdb 31 Mar 2020 10:07:05

Name: 200330P1-34, Date: 30-Mar-2020, Time: 21:09:51, ID: B0C0242-BLK1 Method Blank 0.125, Description: Method Blank

PFBA

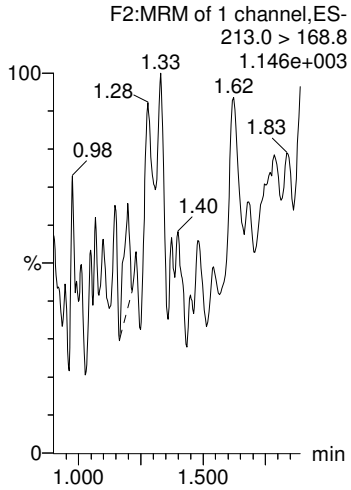

PFPeA

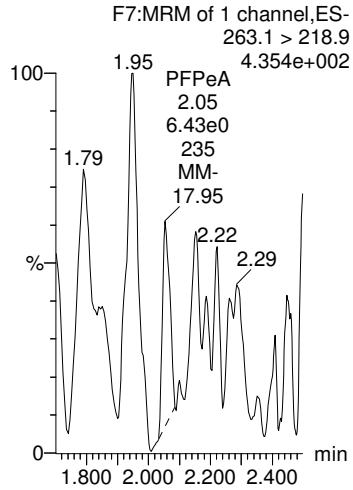

PFBS

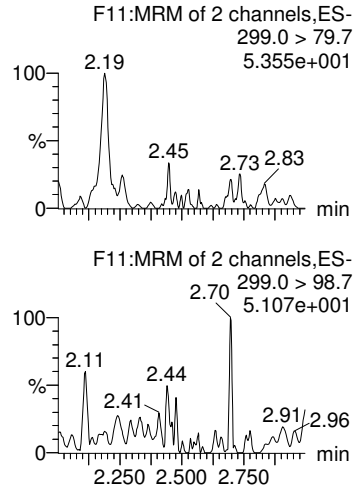

4:2 FTS

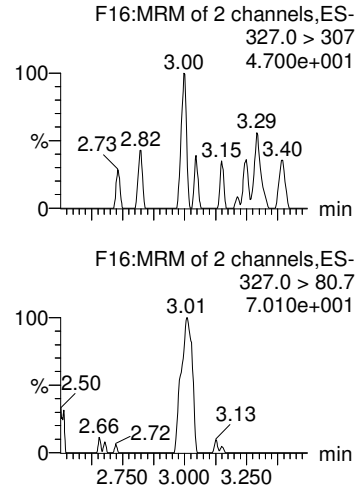

PFHxA

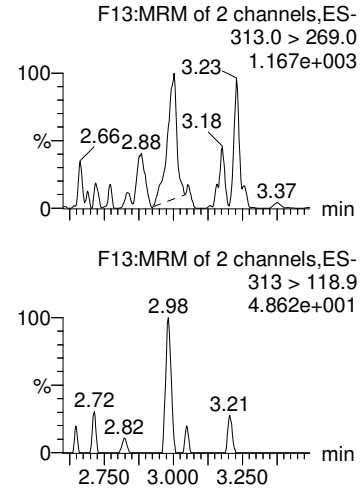

13C3-PFBA-EIS

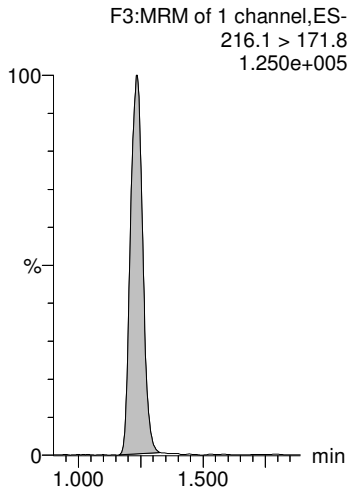

13C3-PFPeA-EIS

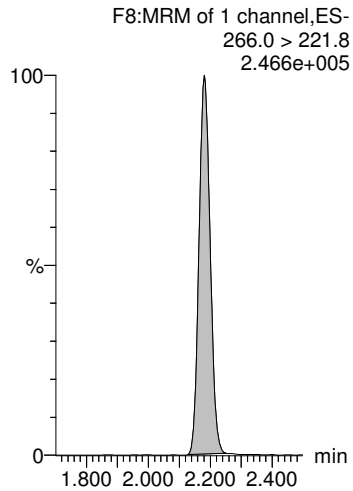

13C3-PFBS-EIS

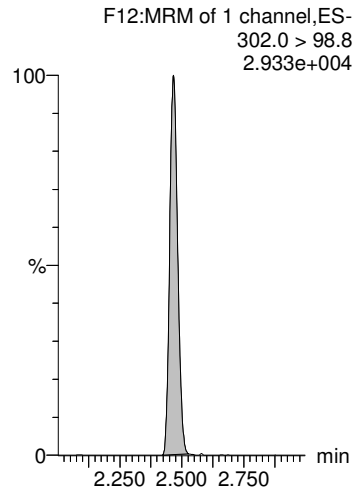

13C2-4:2 FTS-EIS

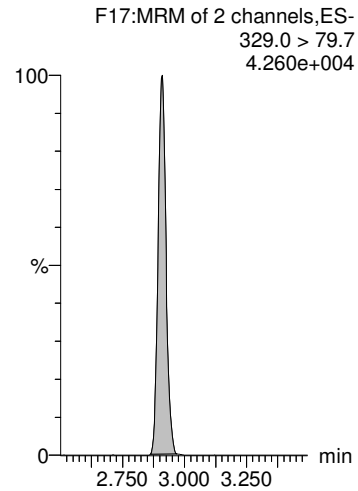

13C2-PFHxA-EIS

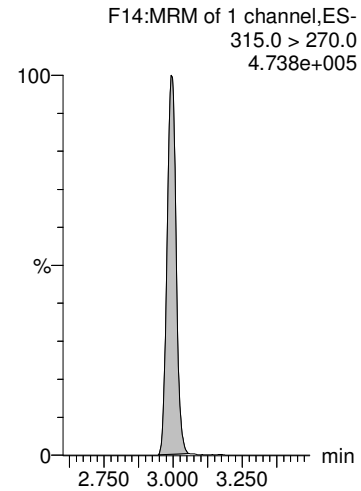

GM 3/31/2020

Dataset: P:\PFAS5.PRO\RESULTS\200330P1\200330P1-34.qld

Last Altered: Tuesday, March 31, 2020 14:12:39 Pacific Daylight Time
Printed: Tuesday, March 31, 2020 15:04:24 Pacific Daylight Time

Name: 200330P1-34, Date: 30-Mar-2020, Time: 21:09:51, ID: B0C0242-BLK1 Method Blank 0.125, Description: Method Blank

PFPeS

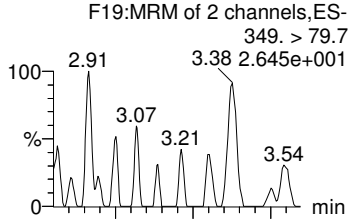

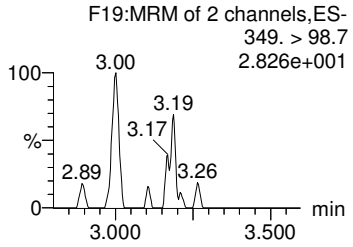

HFPO-DA

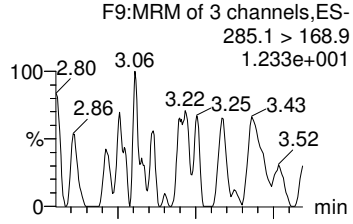

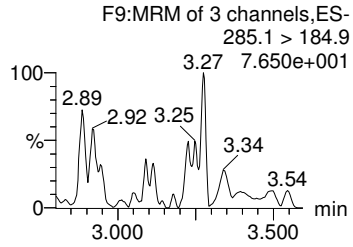

PFHpA

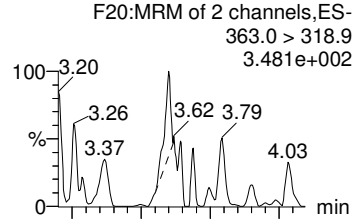

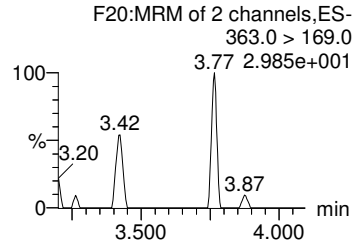

L-PFHxS

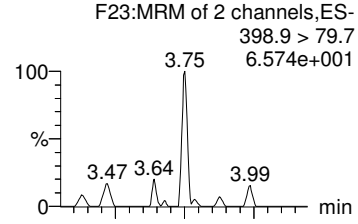

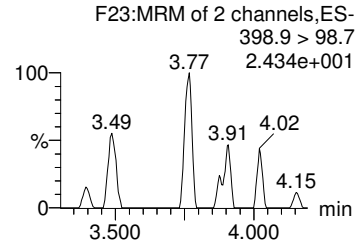

Total PFHxS

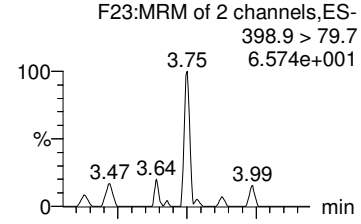

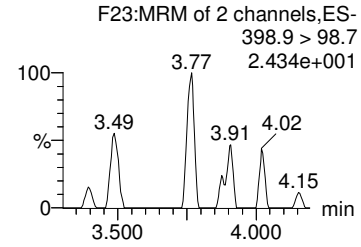

13C3-PFBS-EIS

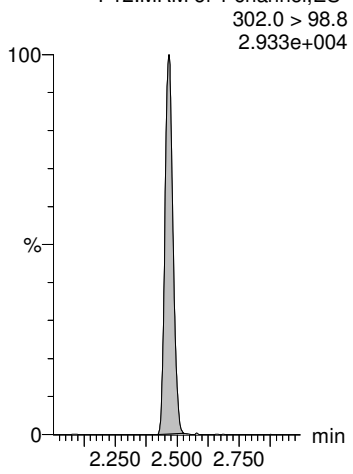

13C3-HFPO-DA-EIS

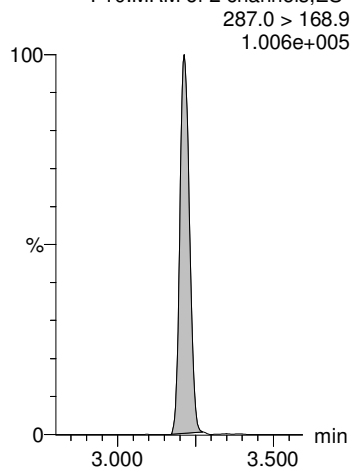

13C4-PFHpA-EIS

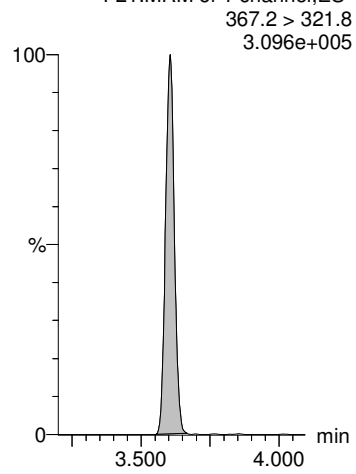

13C3-PFHxS-EIS

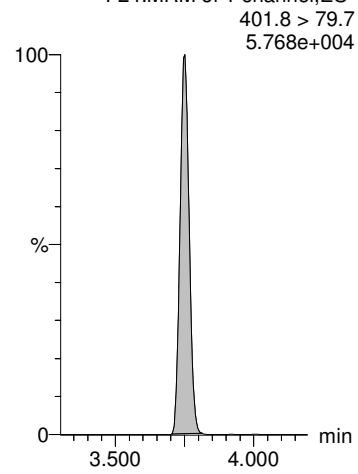

13C3-PFHxS-EIS

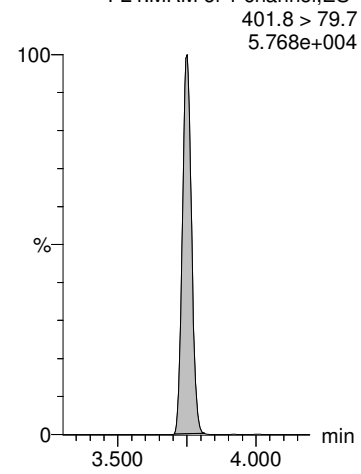

Dataset: P:\PFAS5.PRO\RESULTS\200330P1\200330P1-34.qld

Last Altered: Tuesday, March 31, 2020 14:12:39 Pacific Daylight Time
Printed: Tuesday, March 31, 2020 15:04:24 Pacific Daylight Time

Name: 200330P1-34, Date: 30-Mar-2020, Time: 21:09:51, ID: B0C0242-BLK1 Method Blank 0.125, Description: Method Blank

ADONA

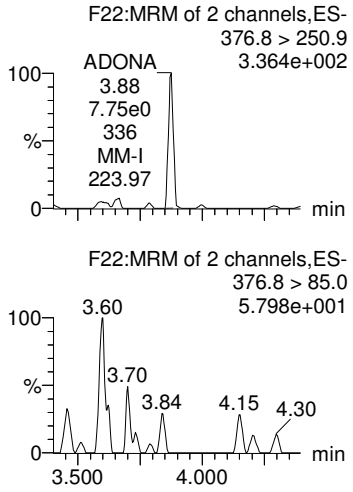

6:2 FTS

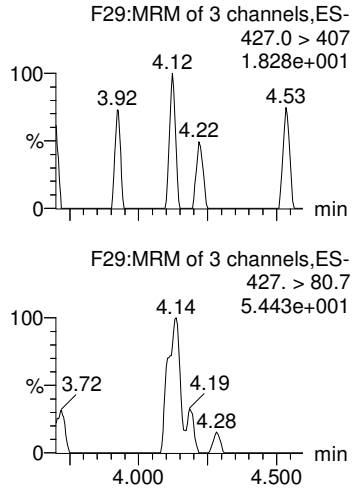

L-PFOA

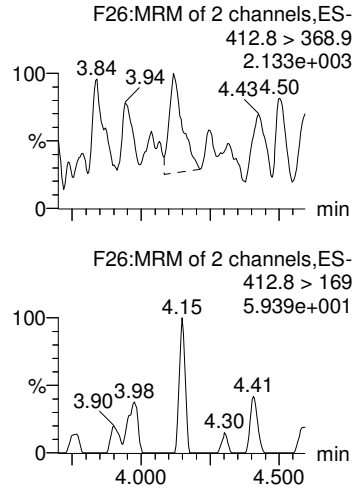

Total PFOA

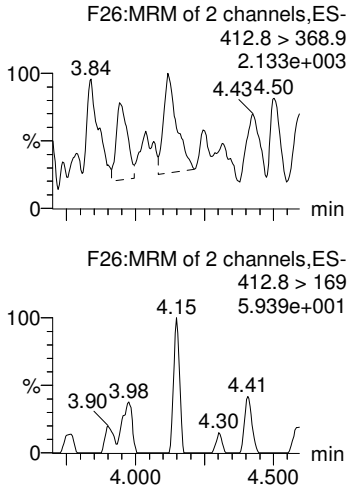

PFHpS

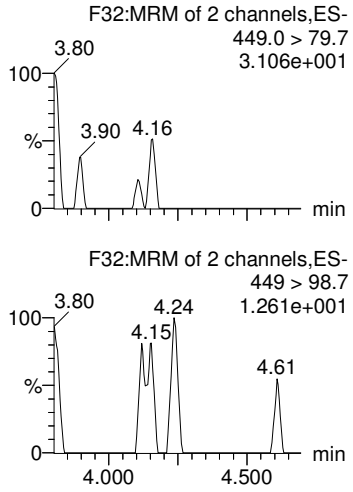

13C4-PFHpA-EIS

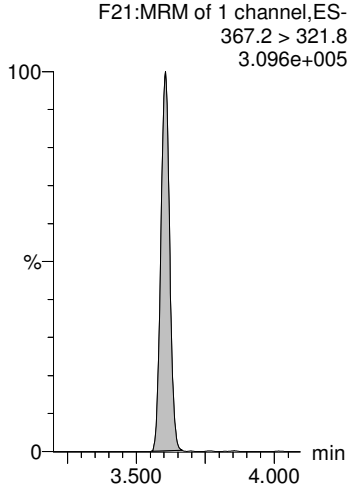

13C2-6:2 FTS-EIS

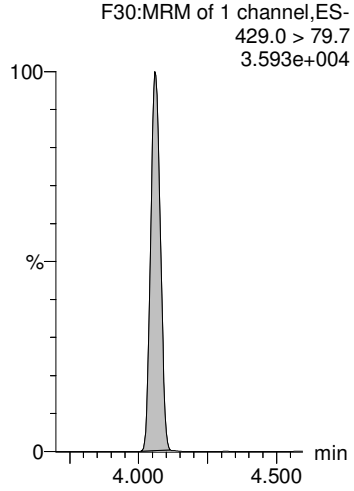

13C2-PFOA-EIS

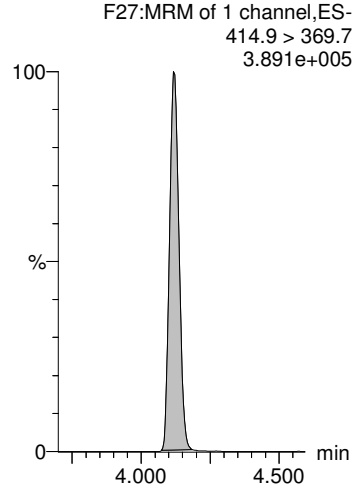

13C2-PFOA-EIS

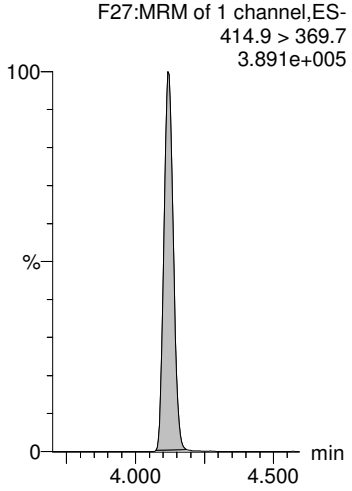

13C8-PFOS-EIS

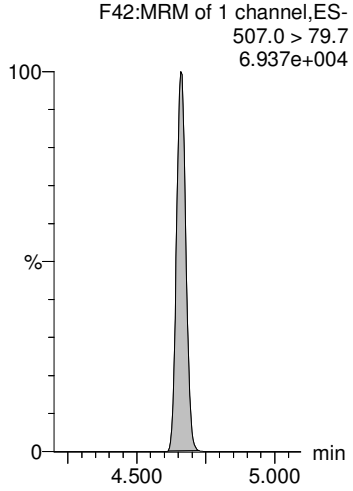

Dataset: P:\PFAS5.PRO\RESULTS\200330P1\200330P1-34.qld

Last Altered: Tuesday, March 31, 2020 14:12:39 Pacific Daylight Time
Printed: Tuesday, March 31, 2020 15:04:24 Pacific Daylight Time

Name: 200330P1-34, Date: 30-Mar-2020, Time: 21:09:51, ID: B0C0242-BLK1 Method Blank 0.125, Description: Method Blank

PFNA

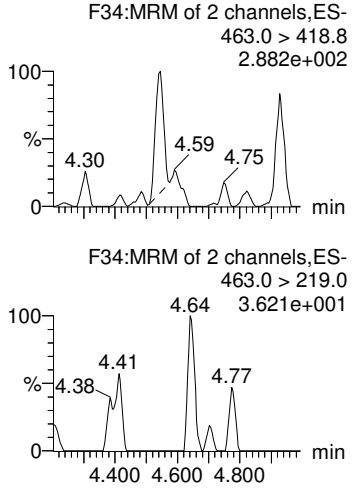

PFOSA

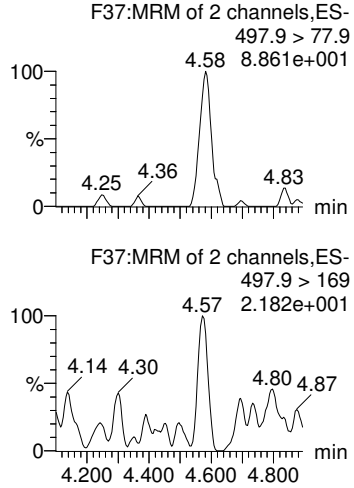

L-PFOS

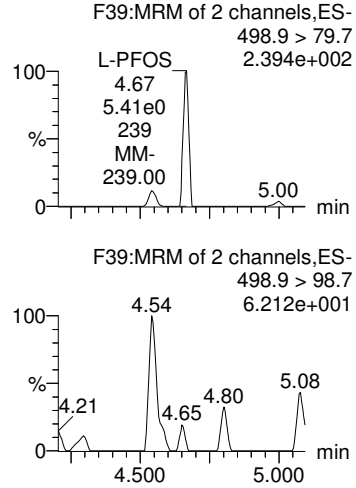

Total PFOS

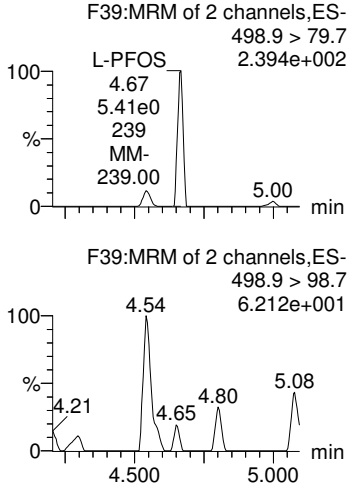

9Cl-PF30NS

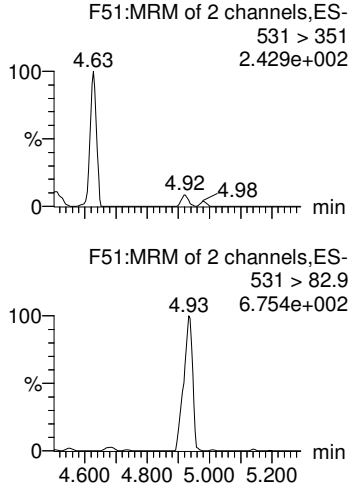

13C5-PFNA-EIS

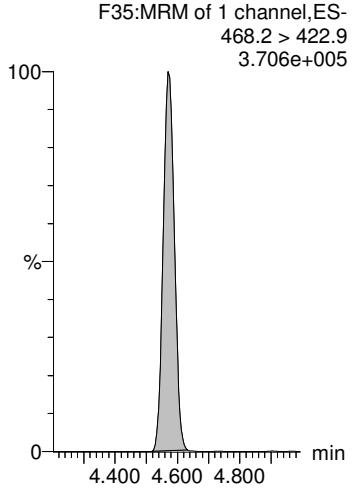

13C8-PFOSA-EIS

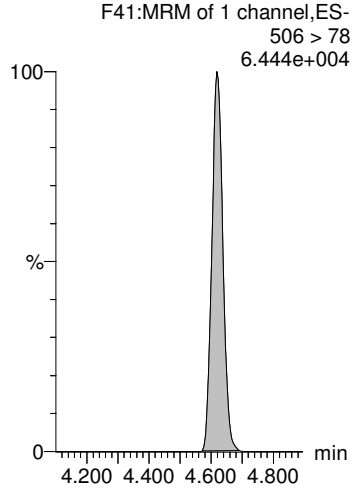

13C8-PFOS-EIS

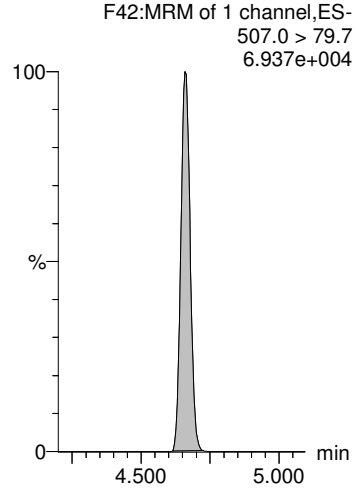

13C8-PFOS-EIS

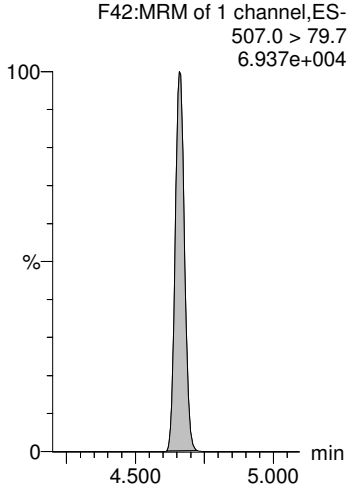

13C8-PFOS-EIS

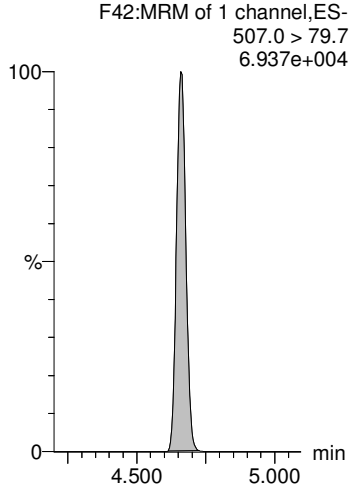

GM 3/31/2020

Dataset: P:\PFAS5.PRO\RESULTS\200330P1\200330P1-34.qld

Last Altered: Tuesday, March 31, 2020 14:12:39 Pacific Daylight Time
Printed: Tuesday, March 31, 2020 15:04:24 Pacific Daylight Time

Name: 200330P1-34, Date: 30-Mar-2020, Time: 21:09:51, ID: B0C0242-BLK1 Method Blank 0.125, Description: Method Blank

PFDA

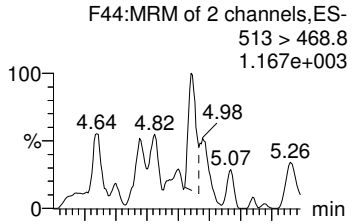

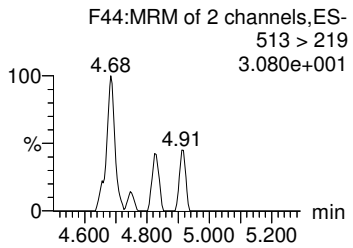

8:2 FTS

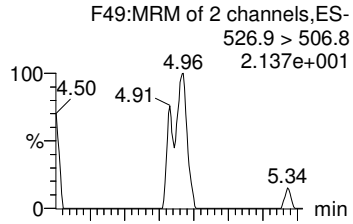

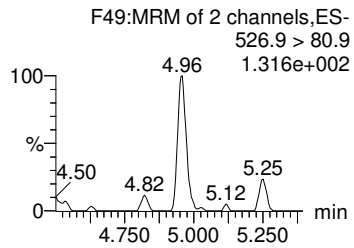

PFNS

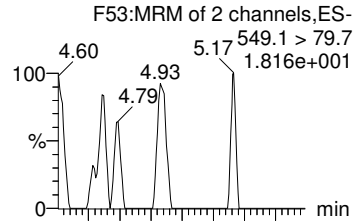

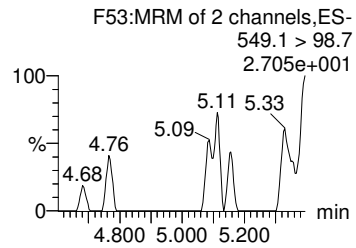

L-MeFOSAA

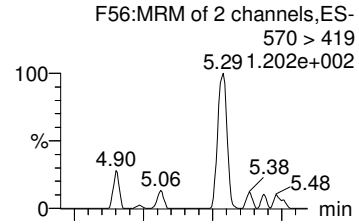

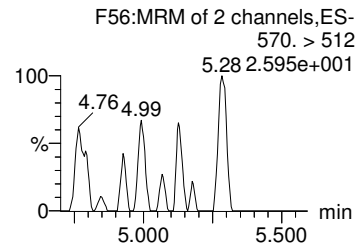

Total N-MeFOSAA

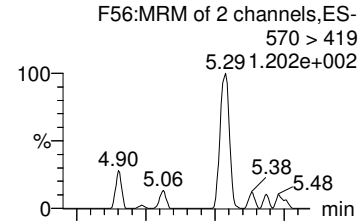

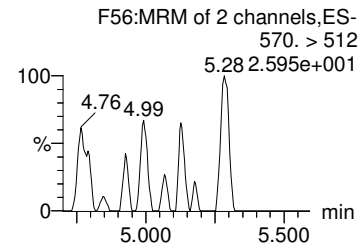

13C2-PFDA-EIS

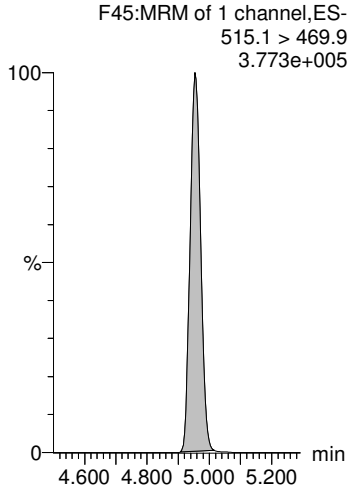

13C2-8:2 FTS-EIS

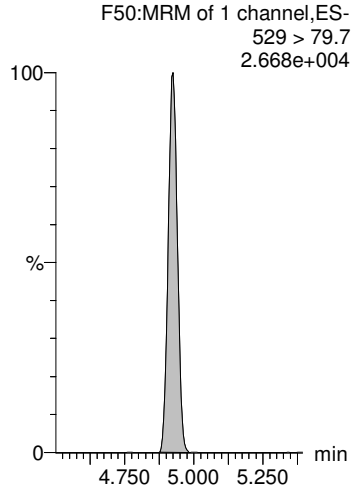

13C8-PFOS-EIS

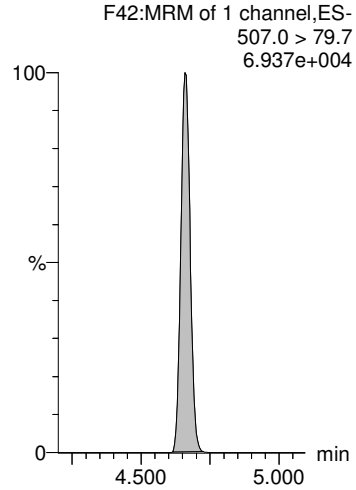

d3-N-MeFOSAA-EIS

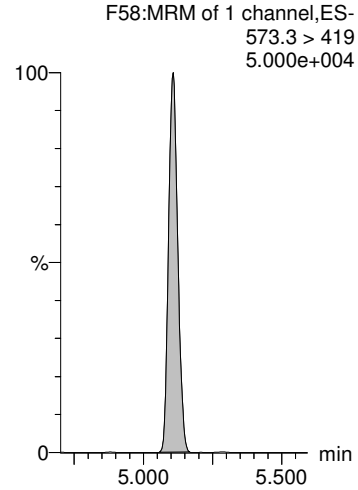

d3-N-MeFOSAA-EIS

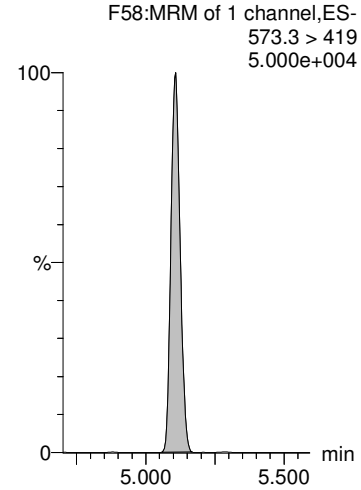

GM 3/31/2020

Dataset: P:\PFAS5.PRO\RESULTS\200330P1\200330P1-34.qld

Last Altered: Tuesday, March 31, 2020 14:12:39 Pacific Daylight Time
Printed: Tuesday, March 31, 2020 15:04:24 Pacific Daylight Time

Name: 200330P1-34, Date: 30-Mar-2020, Time: 21:09:51, ID: B0C0242-BLK1 Method Blank 0.125, Description: Method Blank

L-EtFOSAA

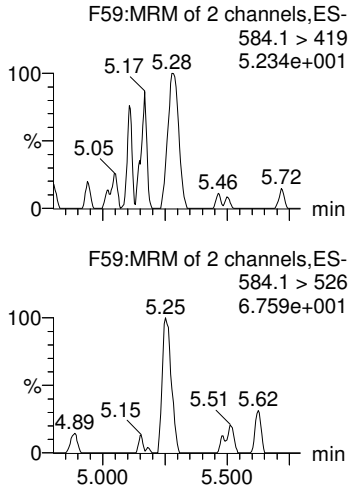

Total N-EtFOSAA

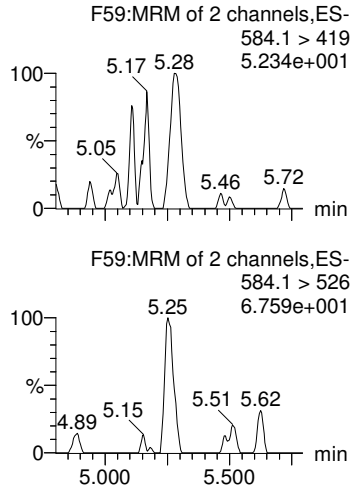

PFUdA

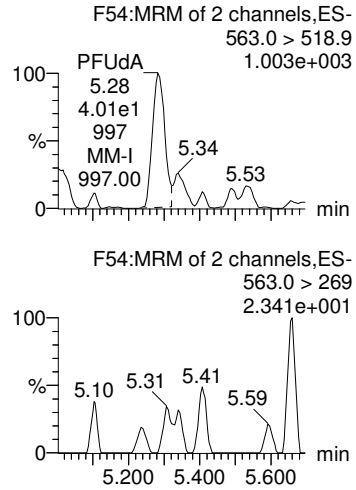

PFDS

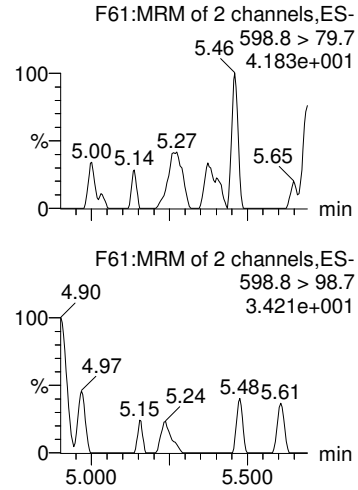

11Cl-PF30UdS

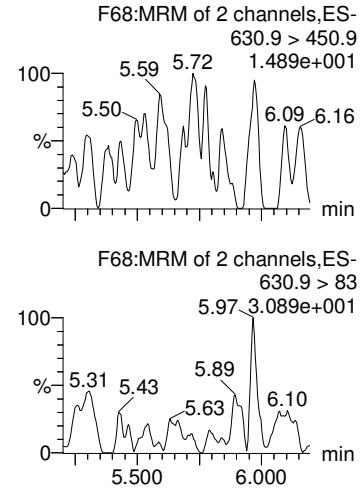

d5-N-EtFOSAA-EIS

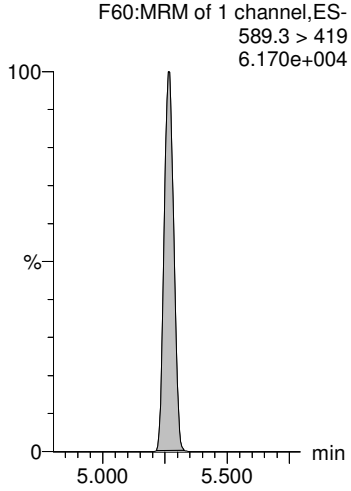

d5-N-EtFOSAA-EIS

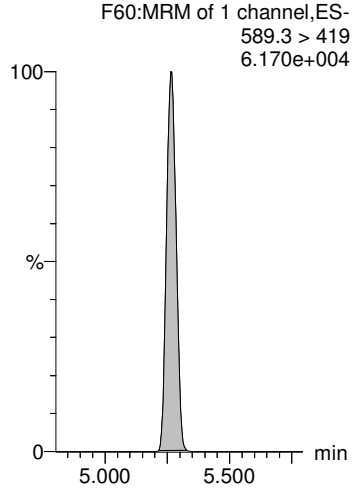

13C2-PFUdA-EIS

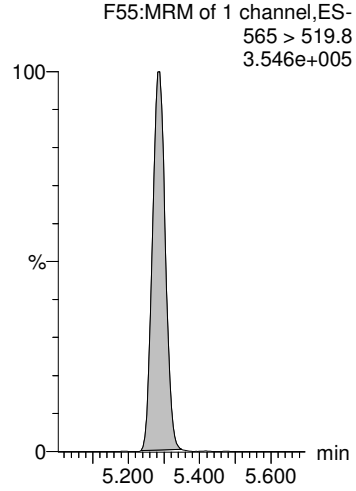

13C8-PFOS-EIS

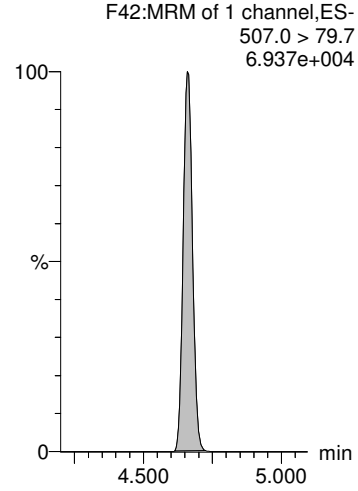

13C2-PFDoA-EIS

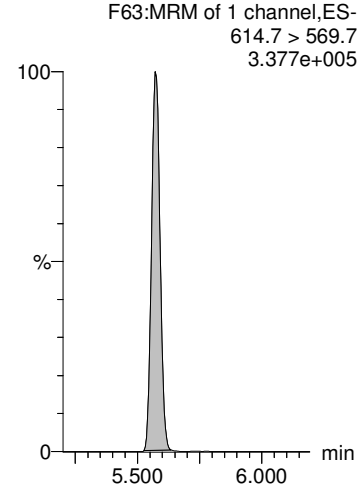

GM 3/31/2020

Dataset: P:\PFAS5.PRO\RESULTS\200330P1\200330P1-34.qld

Last Altered: Tuesday, March 31, 2020 14:12:39 Pacific Daylight Time
Printed: Tuesday, March 31, 2020 15:04:24 Pacific Daylight Time

Name: 200330P1-34, Date: 30-Mar-2020, Time: 21:09:51, ID: B0C0242-BLK1 Method Blank 0.125, Description: Method Blank

10:2 FTS

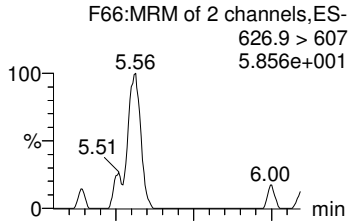

PFDoA

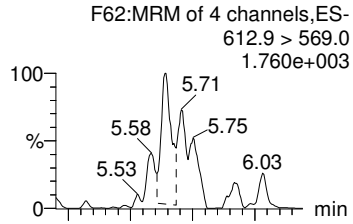

N-MeFOSA

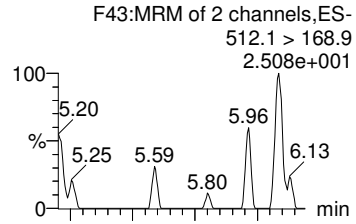

PFTrDA

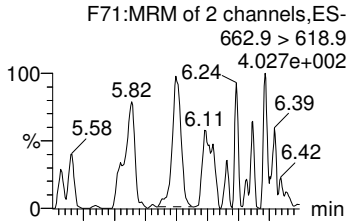

PFDoS

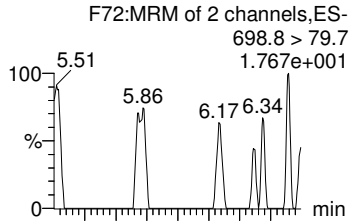

13C2-10:2 FTS-EIS

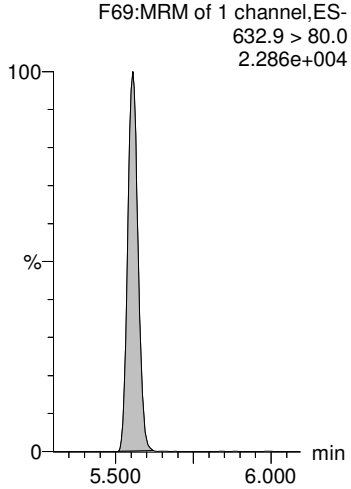

13C2-PFDoA-EIS

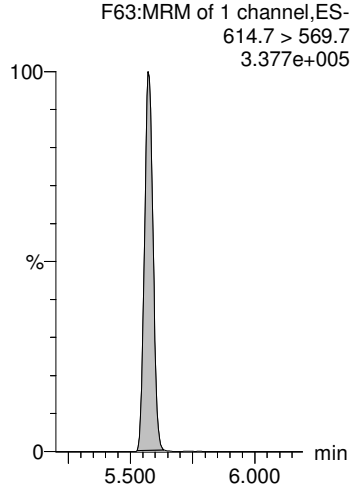

d3-N-MeFOSA-EIS

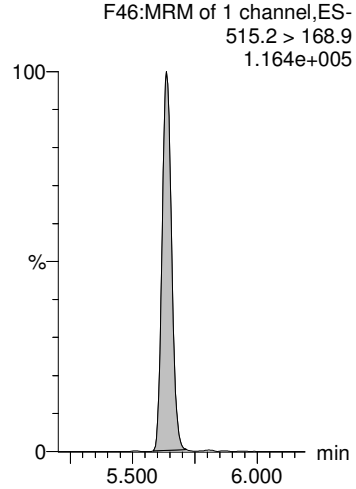

13C2-PFDoA-EIS

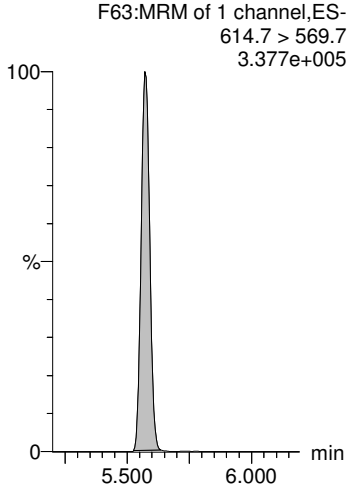

13C2-PFTeDA-EIS

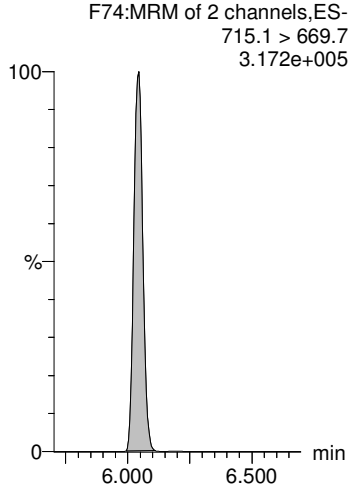

Dataset: P:\PFAS5.PRO\RESULTS\200330P1\200330P1-34.qld

Last Altered: Tuesday, March 31, 2020 14:12:39 Pacific Daylight Time
Printed: Tuesday, March 31, 2020 15:04:24 Pacific Daylight Time

Name: 200330P1-34, Date: 30-Mar-2020, Time: 21:09:51, ID: B0C0242-BLK1 Method Blank 0.125, Description: Method Blank

PFTeDA

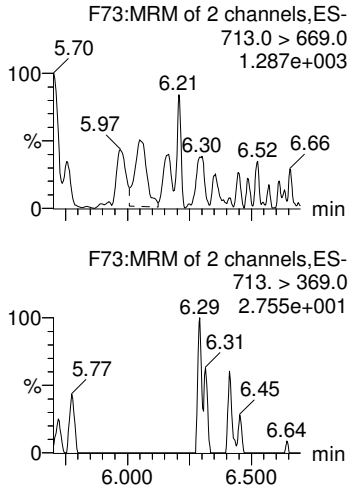

N-EtFOSA

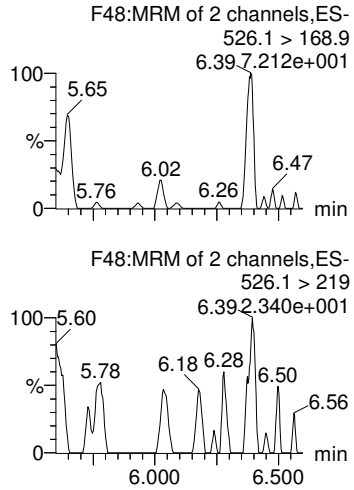

PFHxDA

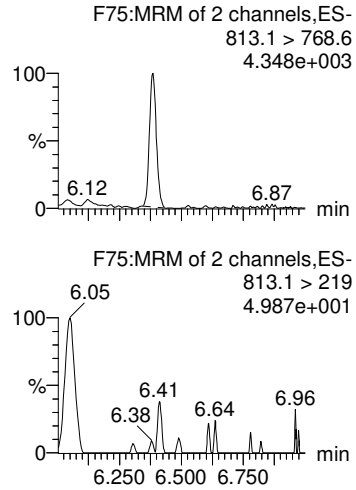

PFODA

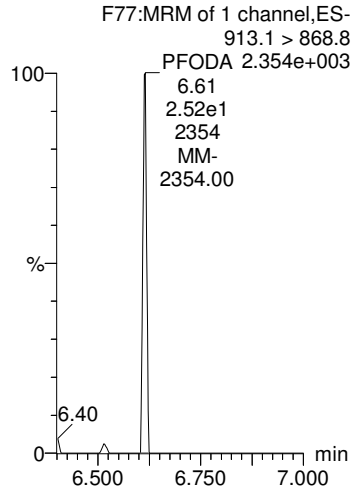

N-MeFOSE

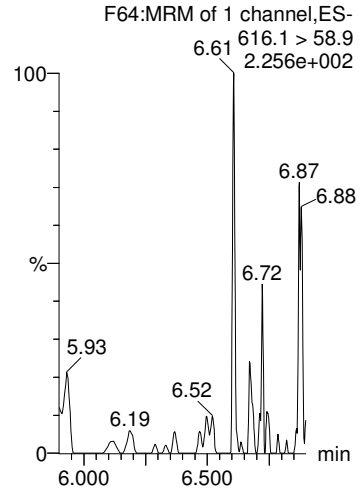

13C2-PFTeDA-EIS

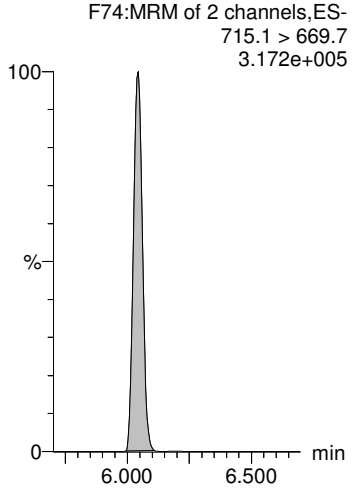

d5-N-ETFOSA-EIS

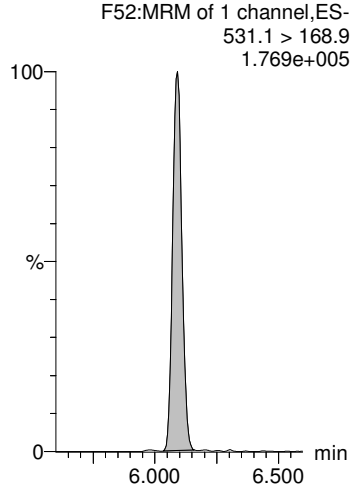

13C2-PFHxDA-EIS

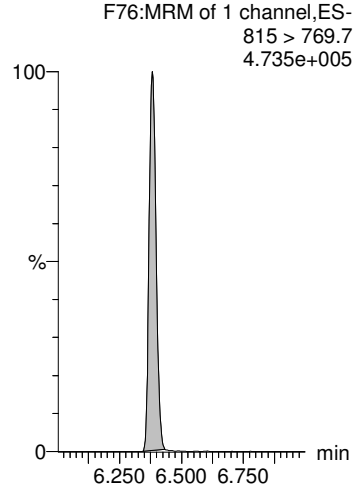

13C2-PFHxDA-EIS

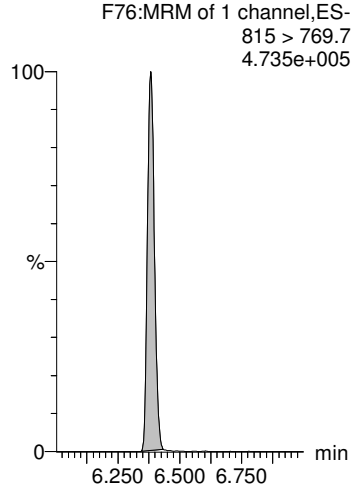

d7-N-MeFOSE-EIS

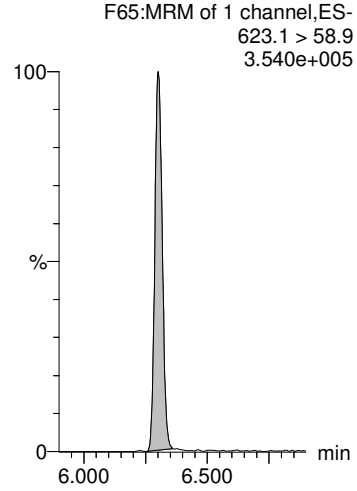

Dataset: P:\PFAS5.PRO\RESULTS\200330P1\200330P1-34.qld

Last Altered: Tuesday, March 31, 2020 14:12:39 Pacific Daylight Time
Printed: Tuesday, March 31, 2020 15:04:24 Pacific Daylight Time

Name: 200330P1-34, Date: 30-Mar-2020, Time: 21:09:51, ID: B0C0242-BLK1 Method Blank 0.125, Description: Method Blank

N-EtFOSE

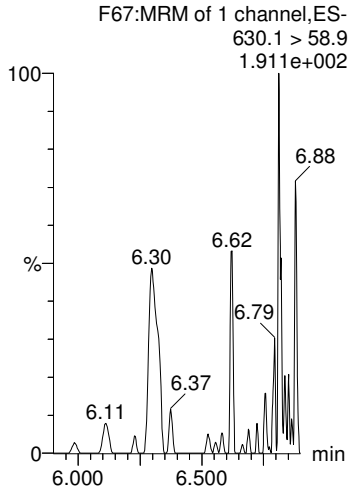

TDCA

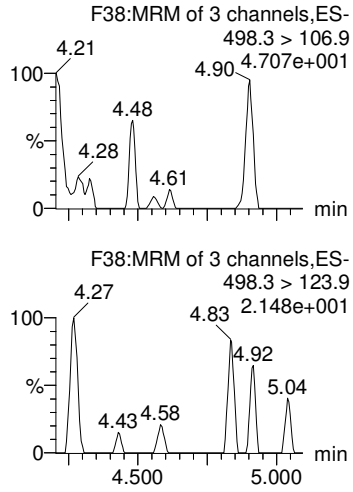

13C4-PFBA

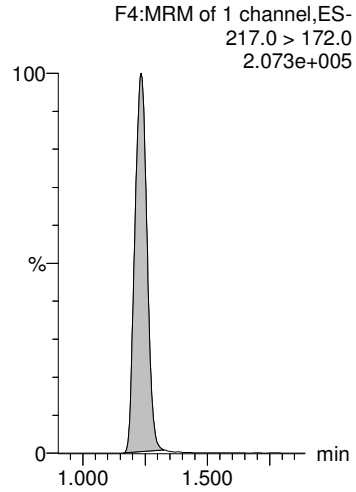

13C8-PFOA

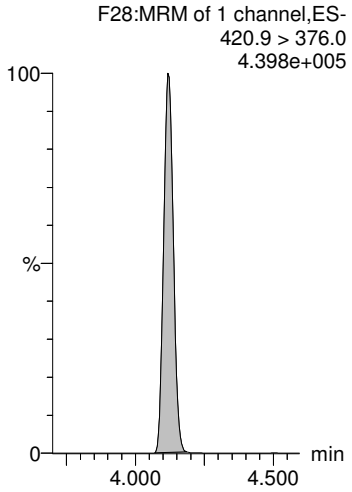

13C5-PFHxA

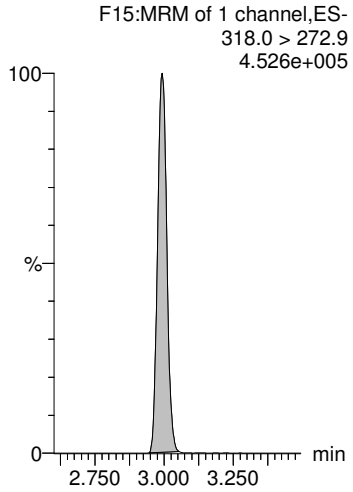

d9-N-EtFOSE-EIS

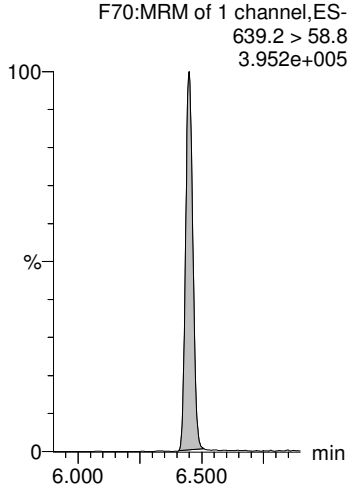

13C8-PFOS-EIS

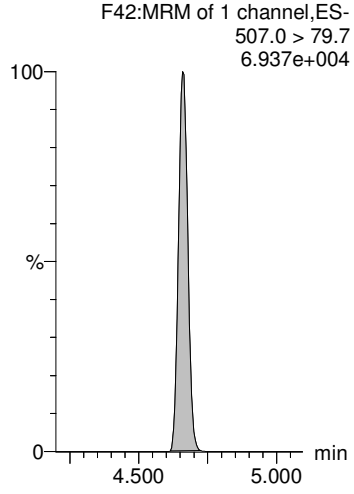

18O2-PFHxS

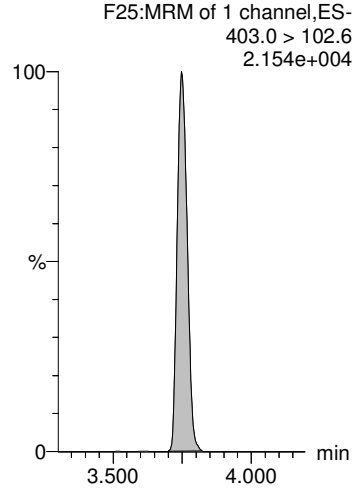

13C4-PFOS

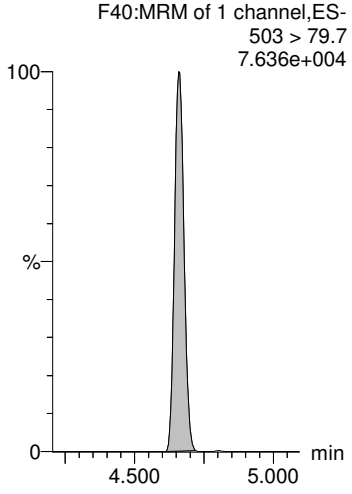

13C6-PFDA

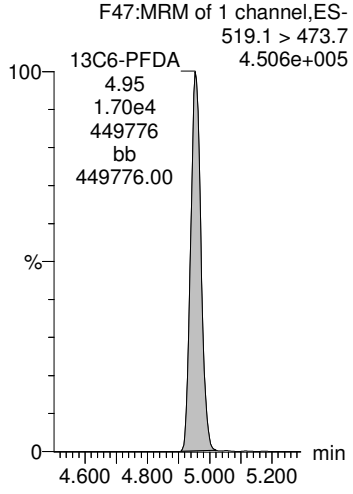

GM 3/31/2020

Dataset: P:\PFAS5.PRO\RESULTS\200330P1\200330P1-34.qld

Last Altered: Tuesday, March 31, 2020 14:12:39 Pacific Daylight Time
Printed: Tuesday, March 31, 2020 15:04:24 Pacific Daylight Time

Name: 200330P1-34, Date: 30-Mar-2020, Time: 21:09:51, ID: B0C0242-BLK1 Method Blank 0.125, Description: Method Blank

13C9-PFNA

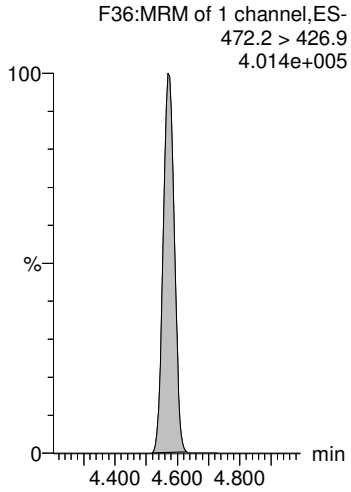

13C7-PFUdA

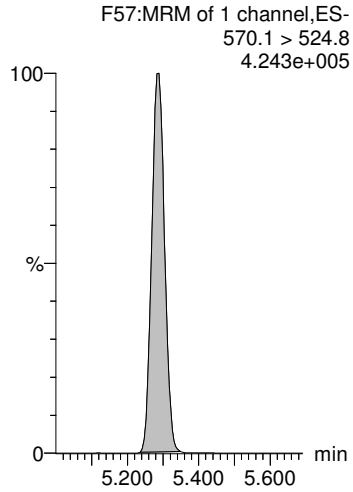

GM 3/31/2020

Dataset: P:\PFAS5.PRO\RESULTS\200330P1\200330P1-35.qld

Last Altered: Tuesday, March 31, 2020 14:11:07 Pacific Daylight Time
Printed: Tuesday, March 31, 2020 15:06:08 Pacific Daylight Time

Name: 200330P1-35, Date: 30-Mar-2020, Time: 21:20:20, ID: B0C0242-BS1 OPR 0.125, Description: OPR

	#	Name	Trace	Area	IS Area	wt/vol	Pred.RT	RT	Response	Conc.	%Rec	Ion Ratio	Ratio Out?
1	1	PFBA	213.0 > 168.8	624.689	6829.050	0.125	1.23	1.24	1.143	8.149	101.9		
2	4	PFPeA	263.1 > 218.9	807.826	9856.259	0.125	2.18	2.18	1.025	8.441	105.5		
3	5	PFBS	299.0 > 79.7	205.491	1115.467	0.125	2.47	2.46	2.303	8.159	102.0	2.990	NO
4	6	4:2 FTS	327.0 > 307	202.420	1509.958	0.125	2.91	2.90	1.676	9.532	119.1	1.078	NO
5	7	PFHxA	313.0 > 269.0	1212.113	17343.908	0.125	2.99	2.99	0.874	7.701	96.3	21.612	NO
6	47	13C3-PFBA-EIS	216.1 > 171.8	6829.050		0.125	1.23	1.23	6829.050	104.2	104.2		
7	49	13C3-PFPeA-EIS	266.0 > 221.8	9856.259		0.125	2.23	2.18	9856.259	81.61	81.6		
8	51	13C3-PFBS-EIS	302.0 > 98.8	1115.467		0.125	2.58	2.47	1115.467	84.56	84.6		
9	55	13C2-4:2 FTS-EIS	329.0 >79.7	1509.958		0.125	2.99	2.91	1509.958	88.58	88.6		
10	57	13C2-PFHxA-EIS	315.0 > 270.0	17343.908		0.125	2.99	2.99	17343.908	79.62	79.6		
11	-1												
12	8	PFPeS	349.>79.7	175.888	1115.467	0.125	3.20	3.20	1.971	7.117	89.0	2.463	NO
13	9	HFPO-DA	285.1 > 168.9	277.995	3578.603	0.125	3.21	3.21	0.971	7.733	96.7	2.986	NO
14	11	PFHpA	363.0 > 318.9	1223.764	11066.822	0.125	3.60	3.61	1.382	9.156	114.4	69.576	YES
15	13	L-PFHxS	398.9 > 79.7	181.865	2373.974	0.125	3.75	3.75	0.958	7.748	96.8	3.023	NO
16	1...	Total PFHxS	398.9 > 79.7	181.865	2373.974	0.125	3.93		0.958	7.748			
17	51	13C3-PFBS-EIS	302.0 > 98.8	1115.467		0.125	2.58	2.47	1115.467	84.56	84.6		
18	53	13C3-HFPO-DA-EIS	287.0 > 168.9	3578.603		0.125	3.30	3.21	3578.603	80.00	80.0		
19	59	13C4-PFHpA-EIS	367.2 > 321.8	11066.822		0.125	3.64	3.60	11066.822	82.07	82.1		
20	61	13C3-PFHxS-EIS	401.8 > 79.7	2373.974		0.125	3.75	3.75	2373.974	94.50	94.5		
21	61	13C3-PFHxS-EIS	401.8 > 79.7	2373.974		0.125	3.75	3.75	2373.974	94.50	94.5		
22	-1												
23	12	ADONA	376.8 > 250.9	2365.521	11066.822	0.125	3.69	3.71	2.672	7.721	96.5	4.170	NO
24	15	6:2 FTS	427.0 > 407	166.295	1367.543	0.125	4.06	4.06	1.520	6.488	81.1	3.610	YES
25	16	L-PFOA	412.8 > 368.9	1333.345	14732.361	0.125	4.12	4.12	1.131	7.553	94.4	2.737	NO
26	1...	Total PFOA	412.8 > 368.9	1333.345	14732.361	0.125	4.60		1.131	7.553			
27	19	PFHpS	449.0 > 79.7	197.414	2546.092	0.125	4.27	4.24	0.969	9.154	114.4	2.183	NO
28	59	13C4-PFHpA-EIS	367.2 > 321.8	11066.822		0.125	3.64	3.60	11066.822	82.07	82.1		
29	63	13C2-6:2 FTS-EIS	429.0 >79.7	1367.543		0.125	4.12	4.06	1367.543	88.27	88.3		
30	69	13C2-PFOA-EIS	414.9 > 369.7	14732.361		0.125	4.12	4.12	14732.361	82.33	82.3		
31	69	13C2-PFOA-EIS	414.9 > 369.7	14732.361		0.125	4.12	4.12	14732.361	82.33	82.3		
32	71	13C8-PFOS-EIS	507.0 > 79.7	2546.092		0.125	4.66	4.66	2546.092	71.12	71.1		
33	-1												
34	21	PFNA	463.0 > 418.8	1273.285	13345.585	0.125	4.57	4.57	1.193	7.977	99.7	6.270	NO
35	22	PFOSA	497.9 > 77.9	162.755	2649.690	0.125	4.62	4.61	0.768	7.830	97.9	46.395	YES
36	23	L-PFOS	498.9 > 79.7	191.794	2546.092	0.125	4.66	4.65	0.942	8.981	112.3	2.577	NO

GM 3/31/2020

Dataset: P:\PFAS5.PRO\RESULTS\200330P1\200330P1-35.qld

Last Altered: Tuesday, March 31, 2020 14:11:07 Pacific Daylight Time
Printed: Tuesday, March 31, 2020 15:06:08 Pacific Daylight Time

Name: 200330P1-35, Date: 30-Mar-2020, Time: 21:20:20, ID: B0C0242-BS1 OPR 0.125, Description: OPR

	#	Name	Trace	Area	IS Area	wt/vol	Pred.RT	RT	Response	Conc.	%Rec	Ion Ratio	Ratio Out?
37	1...	Total PFOS	498.9 > 79.7	191.794	2546.092	0.125	5.13		0.942	8.981			
38	25	9Cl-PF30NS	531 > 351	224.855	2546.092	0.125	4.86	4.88	1.104	6.899	86.2	9.731	NO
39	65	13C5-PFNA-EIS	468.2 > 422.9	13345.585		0.125	4.57	4.57	13345.585	82.06	82.1		
40	67	13C8-PFOSA-EIS	506 > 78	2649.690		0.125	4.63	4.62	2649.690	59.57	59.6		
41	71	13C8-PFOS-EIS	507.0 > 79.7	2546.092		0.125	4.66	4.66	2546.092	71.12	71.1		
42	71	13C8-PFOS-EIS	507.0 > 79.7	2546.092		0.125	4.66	4.66	2546.092	71.12	71.1		
43	71	13C8-PFOS-EIS	507.0 > 79.7	2546.092		0.125	4.66	4.66	2546.092	71.12	71.1		
44	-1												
45	26	PFDA	513 > 468.8	1372.587	14901.136	0.125	4.95	4.95	1.151	7.675	95.9	7.949	NO
46	27	8:2 FTS	526.9 > 506.8	67.771	1015.912	0.125	4.93	4.93	0.834	8.723	109.0	0.608	NO
47	28	PFNS	549.1 > 79.7	174.909	2546.092	0.125	5.00	5.02	0.859	8.530	106.6	2.068	NO
48	29	L-MeFOSAA	570 > 419	351.082	1684.346	0.125	5.11	5.11	2.605	8.060	100.8	2.851	NO
49	1...	Total N-MeFOSAA	570. > 419	351.082	1684.346	0.125	5.19		2.605	8.060			
50	73	13C2-PFDA-EIS	515.1 > 469.9	14901.136		0.125	4.95	4.95	14901.136	84.27	84.3		
51	75	13C2-8:2 FTS-EIS	529 > 79.7	1015.912		0.125	4.91	4.93	1015.912	76.19	76.2		
52	71	13C8-PFOS-EIS	507.0 > 79.7	2546.092		0.125	4.66	4.66	2546.092	71.12	71.1		
53	77	d3-N-MeFOSAA-EIS	573.3 > 419	1684.346		0.125	5.11	5.11	1684.346	70.01	70.0		
54	77	d3-N-MeFOSAA-EIS	573.3 > 419	1684.346		0.125	5.11	5.11	1684.346	70.01	70.0		
55	-1												
56	31	L-EtFOSAA	584.1 > 419	342.948	2978.571	0.125	5.27	5.27	1.439	8.063	100.8	1.265	NO
57	1...	Total N-EtFOSAA	584.1 > 419	342.948	2978.571	0.125	5.37		1.439	8.063			
58	33	PFUdA	563.0 > 518.9	1068.664	15000.970	0.125	5.28	5.28	0.890	6.896	86.2	46.888	YES
59	34	PFDS	598.8 > 79.7	94.890	2546.092	0.125	5.28	5.33	0.466	5.602	70.0	1.518	NO
60	35	11Cl-PF30UdS	630.9 > 450.9	520.581	13313.247	0.125	5.50	5.50	0.489	8.480	106.0	20.930	NO
61	81	d5-N-EtFOSAA-EIS	589.3 > 419	2978.571		0.125	5.25	5.27	2978.571	66.48	66.5		
62	81	d5-N-EtFOSAA-EIS	589.3 > 419	2978.571		0.125	5.25	5.27	2978.571	66.48	66.5		
63	79	13C2-PFUdA-EIS	565 > 519.8	15000.970		0.125	5.28	5.28	15000.970	72.36	72.4		
64	71	13C8-PFOS-EIS	507.0 > 79.7	2546.092		0.125	4.66	4.66	2546.092	71.12	71.1		
65	83	13C2-PFDoA-EIS	614.7 > 569.7	13313.247		0.125	5.55	5.57	13313.247	73.24	73.2		
66	-1												
67	36	10:2 FTS	626.9 > 607	120.611	929.406	0.125	5.55	5.56	1.622	5.917	74.0	0.998	NO
68	37	PFDoA	612.9 > 569.0	1280.473	13313.247	0.125	5.57	5.57	1.202	9.203	115.0	15.094	NO
69	38	N-MeFOSA	512.1 > 168.9	150.515	4242.347	0.125	5.63	5.60	5.293	38.09	95.2	1.669	NO
70	39	PFTrDA	662.9 > 618.9	1263.508	13313.247	0.125	5.82	5.82	1.186	8.452	105.6	63.946	YES
71	40	PFDoS	698.8 > 79.7	170.943	12817.188	0.125	5.85	5.85	0.167	9.411	117.6	3.515	NO
72	85	13C2-10:2 FTS-EIS	632.9 > 80.0	929.406		0.125	5.50	5.55	929.406	80.34	80.3		

GM 3/31/2020

Dataset: P:\PFAS5.PRO\RESULTS\200330P1\200330P1-35.qld

Last Altered: Tuesday, March 31, 2020 14:11:07 Pacific Daylight Time
Printed: Tuesday, March 31, 2020 15:06:08 Pacific Daylight Time

Name: 200330P1-35, Date: 30-Mar-2020, Time: 21:20:20, ID: B0C0242-BS1 OPR 0.125, Description: OPR

	#	Name	Trace	Area	IS Area	wt/vol	Pred.RT	RT	Response	Conc.	%Rec	Ion Ratio	Ratio Out?
73	83	13C2-PFDoA-EIS	614.7 > 569.7	13313.247		0.125	5.55	5.57	13313.247	73.24	73.2		
74	87	d3-N-MeFOSA-EIS	515.2 > 168.9	4242.347		0.125	5.45	5.64	4242.347	264.3	22.1		
75	83	13C2-PFDoA-EIS	614.7 > 569.7	13313.247		0.125	5.55	5.57	13313.247	73.24	73.2		
76	89	13C2-PFTeDA-EIS	715.1 > 669.7	12817.188		0.125	5.98	6.04	12817.188	66.30	66.3		
77	-1												
78	41	PFTeDA	713.0 > 669.0	1106.130	12817.188	0.125	6.04	6.04	1.079	7.698	96.2	9.520	NO
79	42	N-EtFOSA	526.1 > 168.9	223.658	6364.603	0.125	6.07	6.07	5.243	45.04	112.6	2.868	YES
80	43	PFHxDA	813.1 > 768.6	1089.981	16110.465	0.125	6.38	6.38	0.846	8.992	112.4	130.787	NO
81	44	PFODA	913.1 > 868.8	775.777	16110.465	0.125	6.59	6.61	0.602	6.144	76.8		
82	45	N-MeFOSE	616.1 > 58.9	442.031	11971.552	0.125	6.30	6.31	5.509	42.17	105.4		
83	89	13C2-PFTeDA-EIS	715.1 > 669.7	12817.188		0.125	5.98	6.04	12817.188	66.30	66.3		
84	91	d5-N-ETFOSA-EIS	531.1 > 168.9	6364.603		0.125	5.81	6.09	6364.603	250.3	21.0		
85	93	13C2-PFHxDA-EIS	815 > 769.7	16110.465		0.125	6.26	6.38	16110.465	56.53	56.5		
86	93	13C2-PFHxDA-EIS	815 > 769.7	16110.465		0.125	6.26	6.38	16110.465	56.53	56.5		
87	95	d7-N-MeFOSE-EIS	623.1 > 58.9	11971.552		0.125	5.95	6.30	11971.552	547.7	45.9		
88	-1												
89	46	N-EtFOSE	630.1 > 58.9	534.119	13617.344	0.125	6.45	6.45	5.852	44.18	110.5		
90	1...	TDCA	498.3>106.9			0.125	4.04						YES
91	99	13C4-PFBA	217.0 > 172.0	11455.821	11455.821	0.125	1.27	1.23	12.500	100.0	100.0		
92	1...	13C8-PFOA	420.9 > 376.0	17104.637	17104.637	0.125	4.13	4.12	12.500	100.0	100.0		
93	1...	13C5-PFHxA	318.0 > 272.9	17716.115	17716.115	0.125	3.00	2.99	12.500	100.0	100.0		
94	97	d9-N-EtFOSE-EIS	639.2 > 58.8	13617.344		0.125	6.15	6.45	13617.344	571.9	47.9		
95	71	13C8-PFOS-EIS	507.0 > 79.7	2546.092		0.125	4.66	4.66	2546.092	71.12	71.1		
96	1...	18O2-PFHxS	403.0 > 102.6	964.176	964.176	0.125	3.76	3.75	12.500	100.0	100.0		
97	1...	13C4-PFOS	503 > 79.7	3094.094	3094.094	0.125	4.67	4.66	12.500	100.0	100.0		
98	1...	13C6-PFDA	519.1 > 473.7	15927.746	15927.746	0.125	4.96	4.95	12.500	100.0	100.0		
99	-1												
100	1...	13C9-PFNA	472.2 > 426.9	14970.115	14970.115	0.125	4.58	4.57	12.500	100.0	100.0		
101	1...	13C7-PFUdA	570.1 > 524.8	17193.848	17193.848	0.125	5.29	5.28	12.500	100.0	100.0		

GM 3/31/2020

Dataset: P:\PFAS5.PRO\RESULTS\200330P1\200330P1-35.qld

Last Altered: Tuesday, March 31, 2020 14:11:07 Pacific Daylight Time
Printed: Tuesday, March 31, 2020 15:06:08 Pacific Daylight Time

Method: P:\PFAS5.PRO\MethDB\NEW_PFAS_80C_033020.mdb 31 Mar 2020 07:57:04
Calibration: P:\PFAS5.PRO\CurveDB\C18_VAL-PFAS_Q5_03-30-20.cdb 31 Mar 2020 10:07:05

Name: 200330P1-35, Date: 30-Mar-2020, Time: 21:20:20, ID: B0C0242-BS1 OPR 0.125, Description: OPR

PFBA

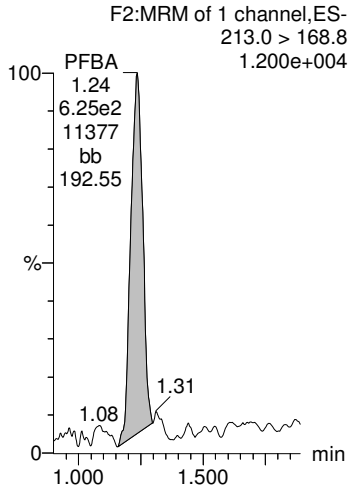

PFPeA

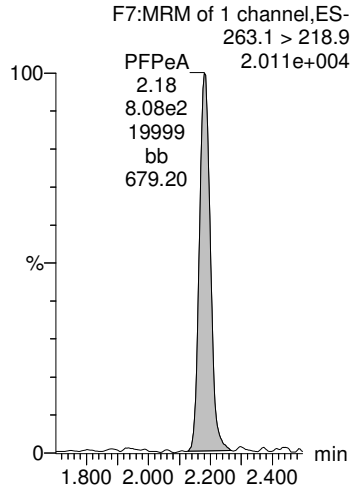

PFBS

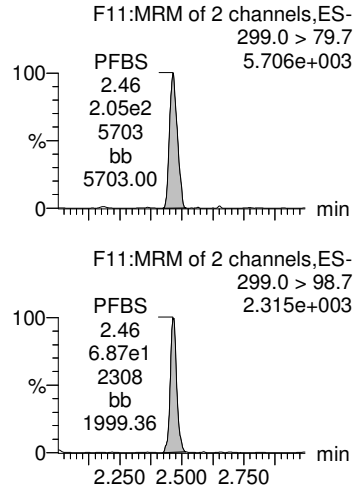

4:2 FTS

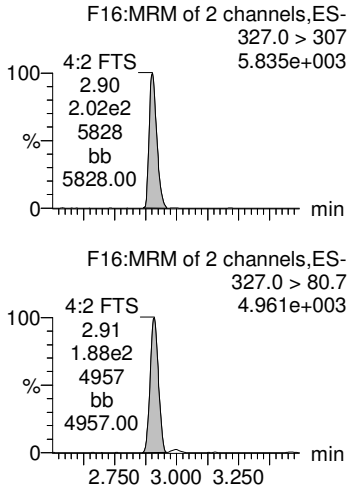

PFHxA

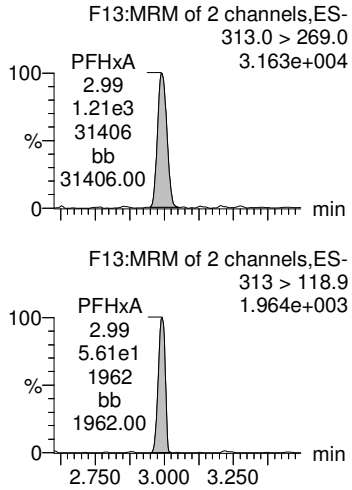

13C3-PFBA-EIS

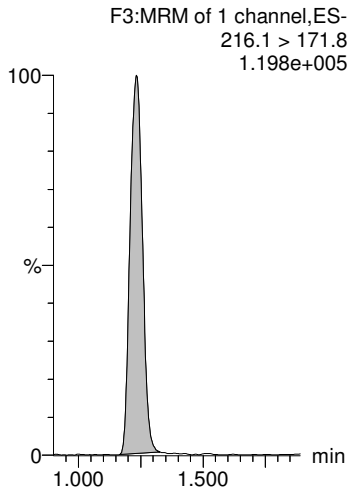

13C3-PFPeA-EIS

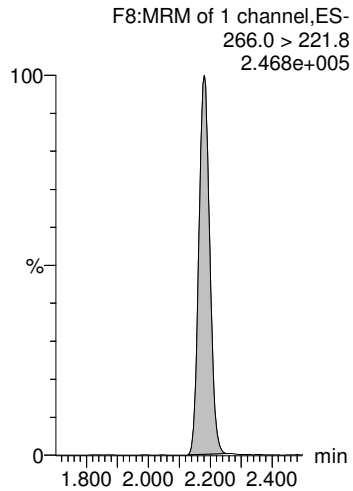

13C3-PFBS-EIS

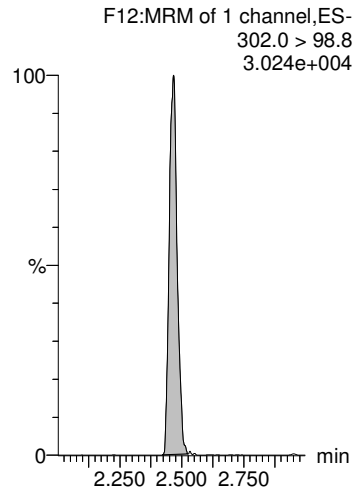

13C2-4:2 FTS-EIS

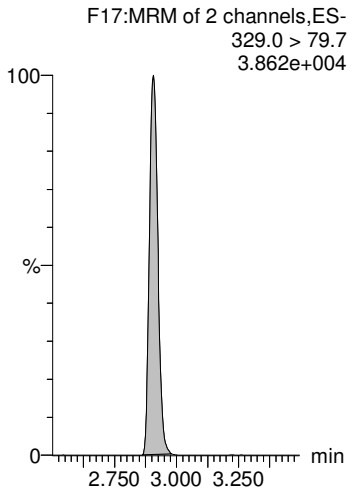

13C2-PFHxA-EIS

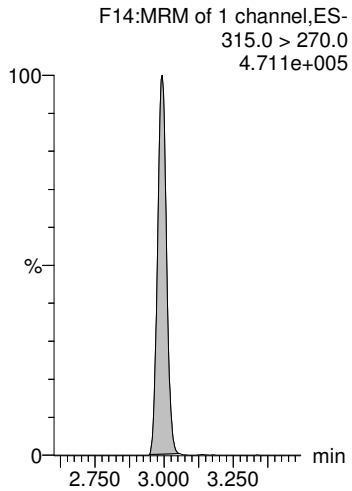

GM 3/31/2020

Dataset: P:\PFAS5.PRO\RESULTS\200330P1\200330P1-35.qld

Last Altered: Tuesday, March 31, 2020 14:11:07 Pacific Daylight Time
Printed: Tuesday, March 31, 2020 15:06:08 Pacific Daylight Time

Name: 200330P1-35, Date: 30-Mar-2020, Time: 21:20:20, ID: B0C0242-BS1 OPR 0.125, Description: OPR

PFPeS

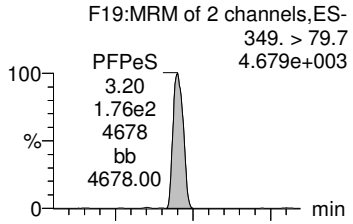

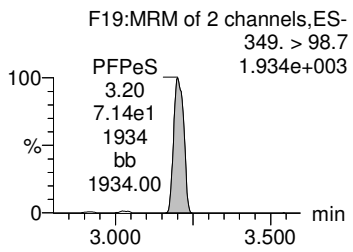

HFPO-DA

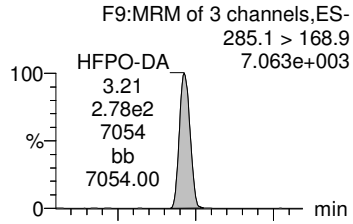

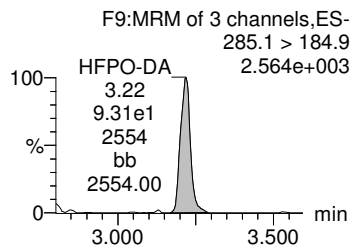

PFHpA

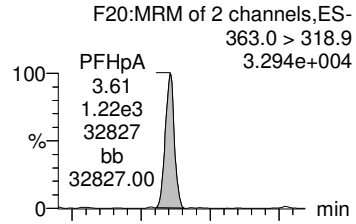

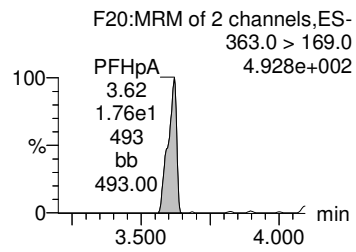

L-PFHxS

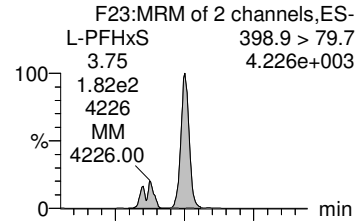

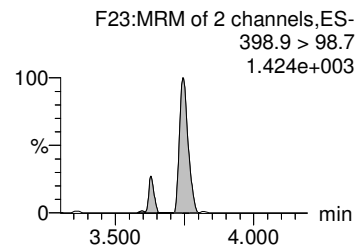

Total PFHxS

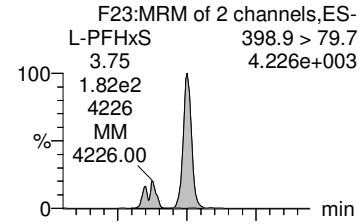

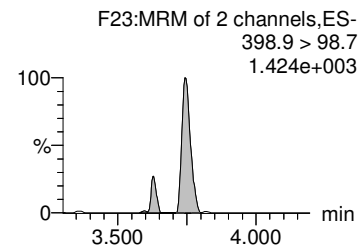

13C3-PFBS-EIS

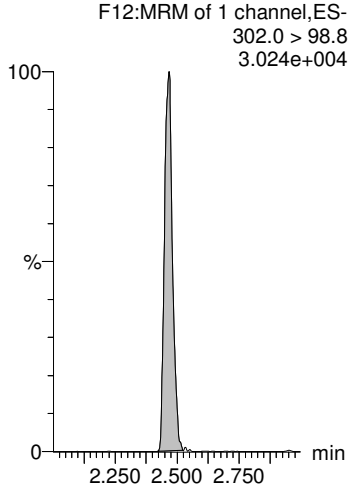

13C3-HFPO-DA-EIS

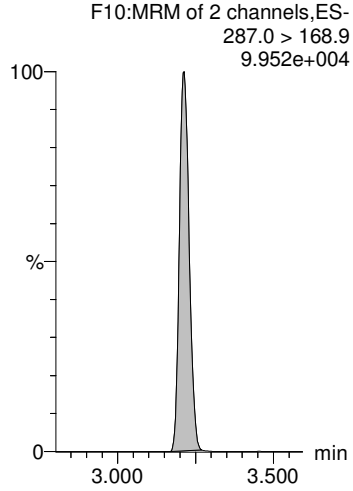

13C4-PFHpA-EIS

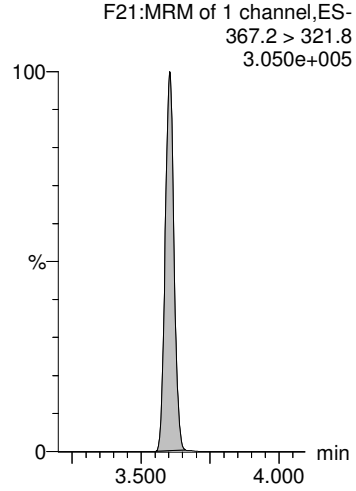

13C3-PFHxS-EIS

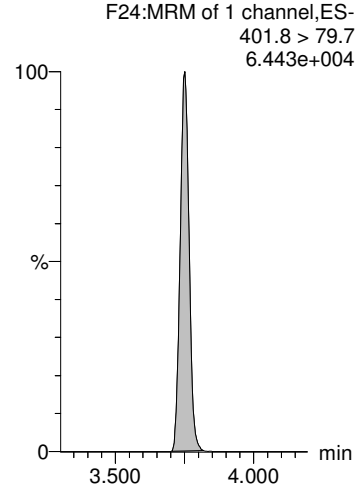

13C3-PFHxS-EIS

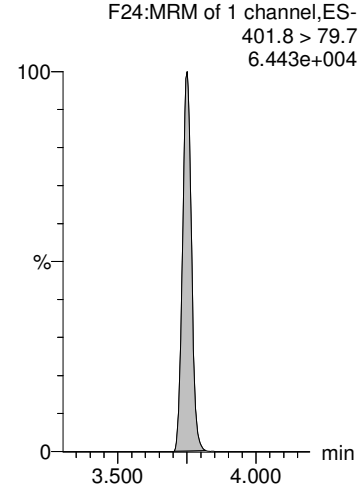

Dataset: P:\PFAS5.PRO\RESULTS\200330P1\200330P1-35.qld

Last Altered: Tuesday, March 31, 2020 14:11:07 Pacific Daylight Time
Printed: Tuesday, March 31, 2020 15:06:08 Pacific Daylight Time

Name: 200330P1-35, Date: 30-Mar-2020, Time: 21:20:20, ID: B0C0242-BS1 OPR 0.125, Description: OPR

ADONA

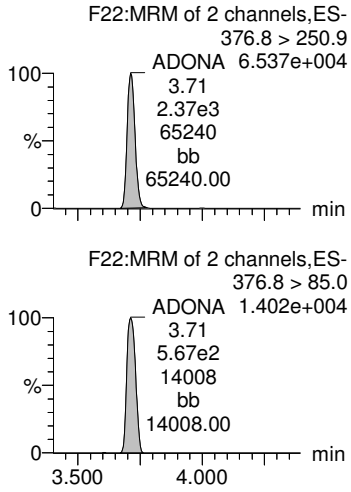

6:2 FTS

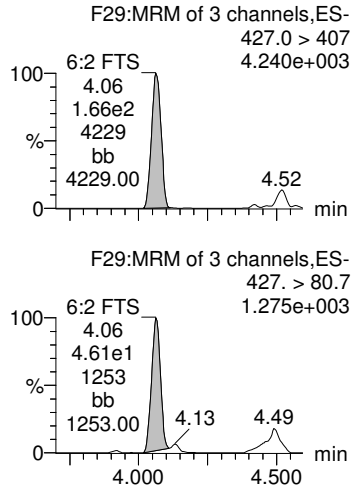

L-PFOA

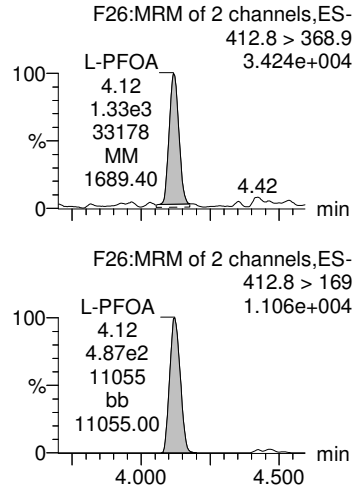

Total PFOA

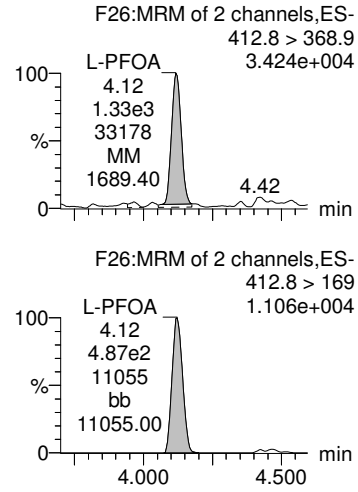

PFHpS

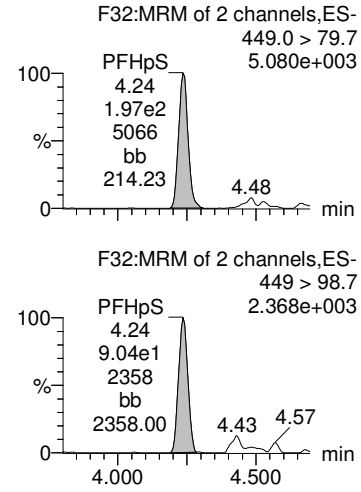

13C4-PFHpA-EIS

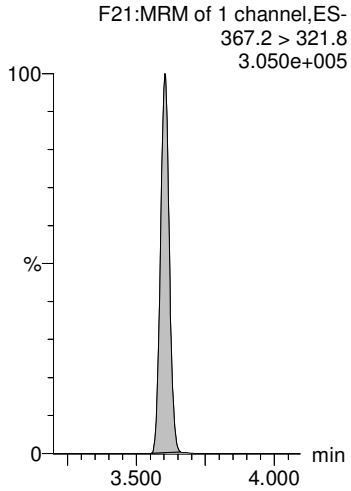

13C2-6:2 FTS-EIS

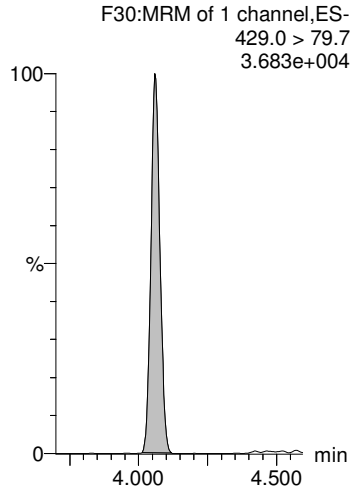

13C2-PFOA-EIS

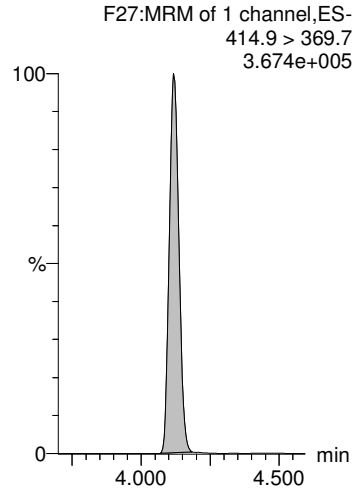

13C2-PFOA-EIS

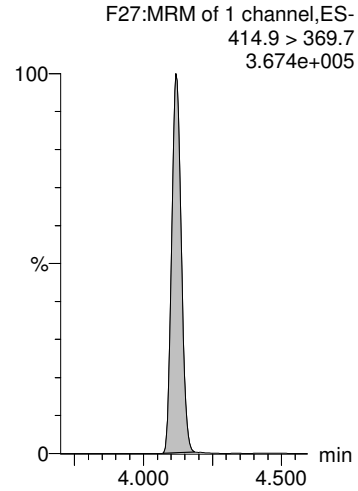

13C8-PFOS-EIS

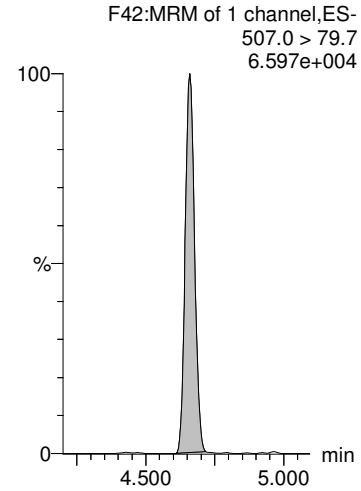

Dataset: P:\PFAS5.PRO\RESULTS\200330P1\200330P1-35.qld

Last Altered: Tuesday, March 31, 2020 14:11:07 Pacific Daylight Time
Printed: Tuesday, March 31, 2020 15:06:08 Pacific Daylight Time

Name: 200330P1-35, Date: 30-Mar-2020, Time: 21:20:20, ID: B0C0242-BS1 OPR 0.125, Description: OPR

PFNA

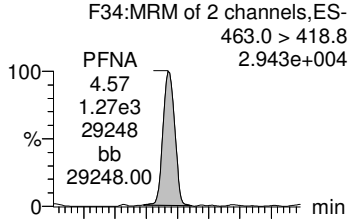

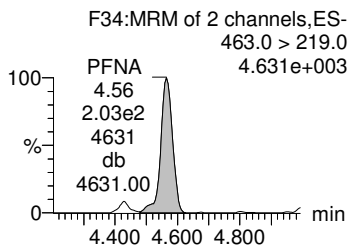

PFOSA

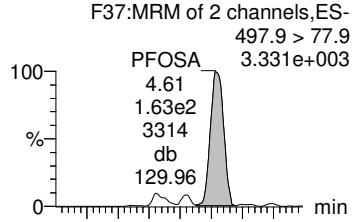

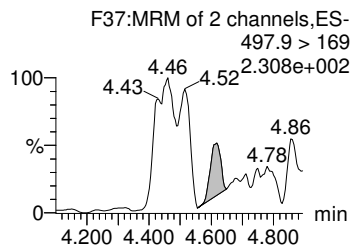

L-PFOS

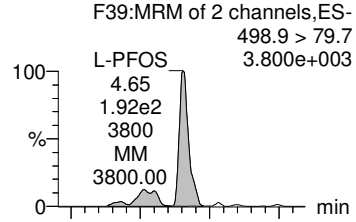

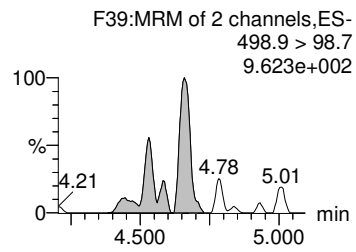

Total PFOS

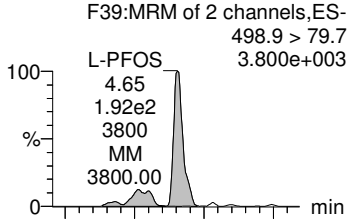

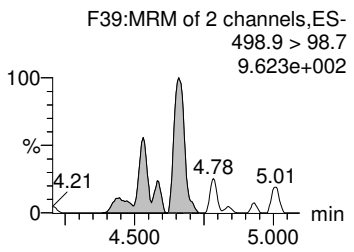

9Cl-PF30NS

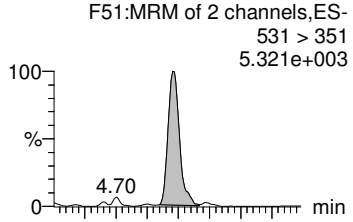

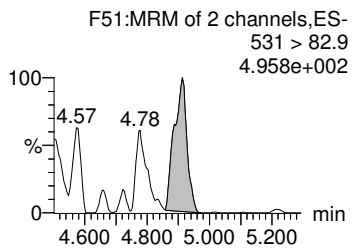

13C5-PFNA-EIS

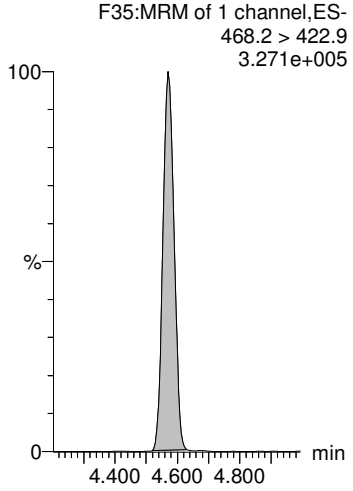

13C8-PFOSA-EIS

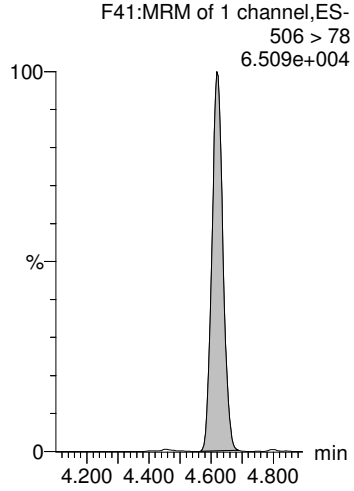

13C8-PFOS-EIS

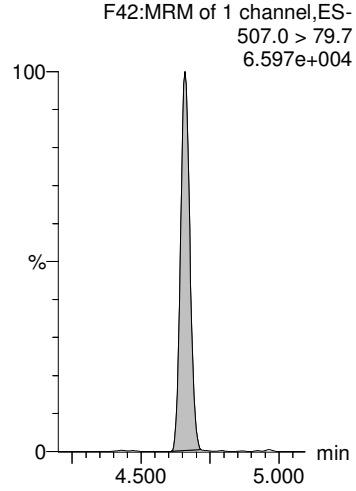

13C8-PFOS-EIS

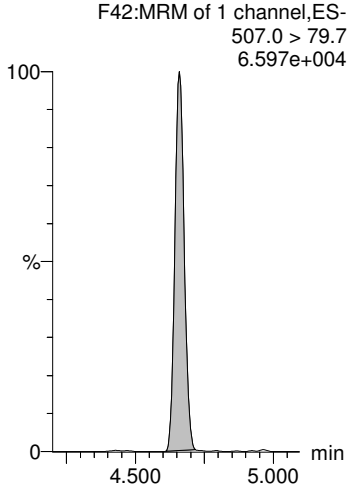

13C8-PFOS-EIS

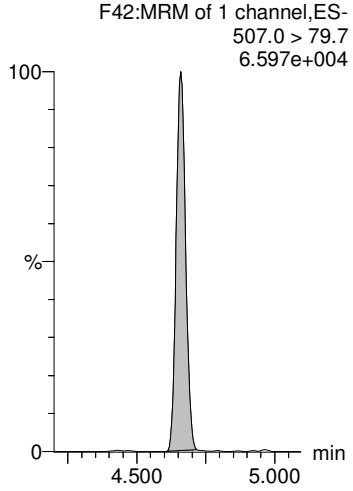

Dataset: P:\PFAS5.PRO\RESULTS\200330P1\200330P1-35.qld

Last Altered: Tuesday, March 31, 2020 14:11:07 Pacific Daylight Time
Printed: Tuesday, March 31, 2020 15:06:08 Pacific Daylight Time

Name: 200330P1-35, Date: 30-Mar-2020, Time: 21:20:20, ID: B0C0242-BS1 OPR 0.125, Description: OPR

PFDA

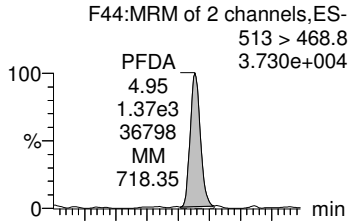

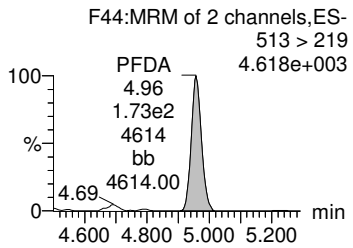

8:2 FTS

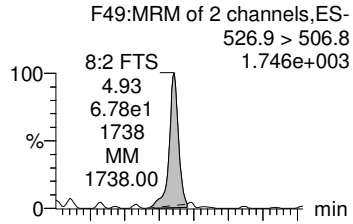

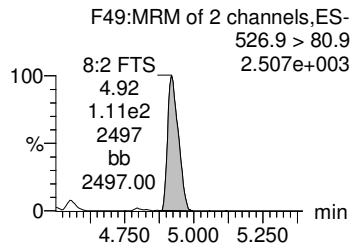

PFNS

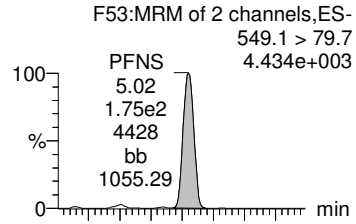

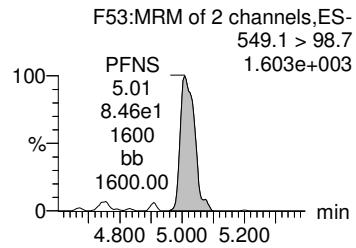

L-MeFOSAA

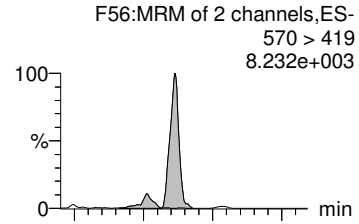

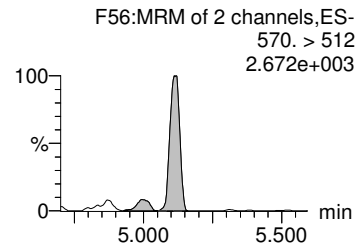

Total N-MeFOSAA

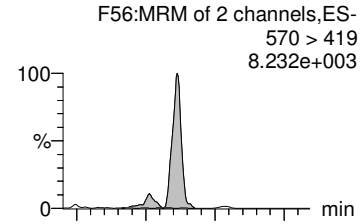

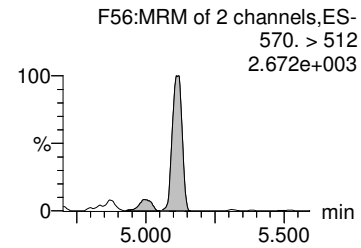

13C2-PFDA-EIS

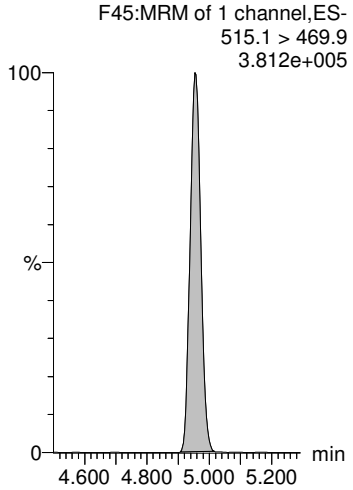

13C2-8:2 FTS-EIS

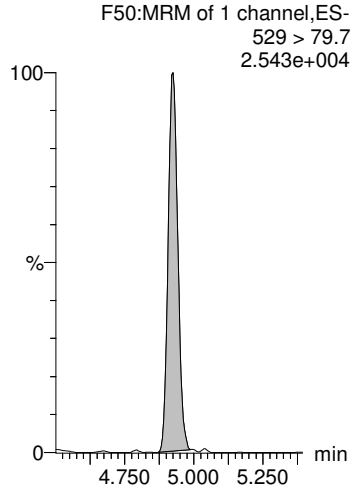

13C8-PFOS-EIS

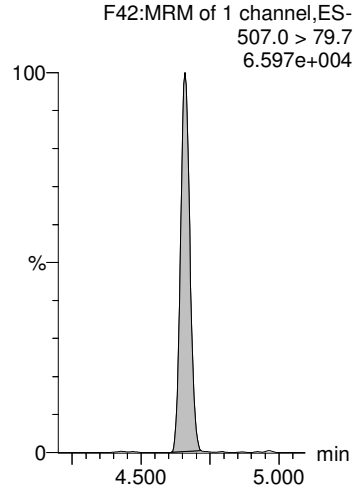

d3-N-MeFOSAA-EIS

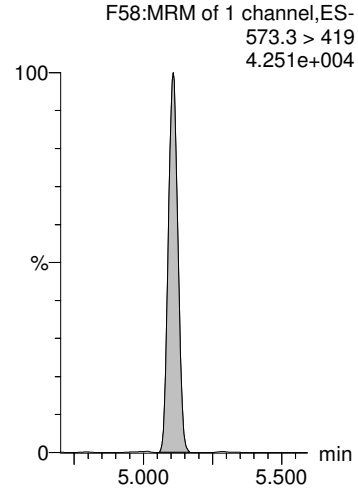

d3-N-MeFOSAA-EIS

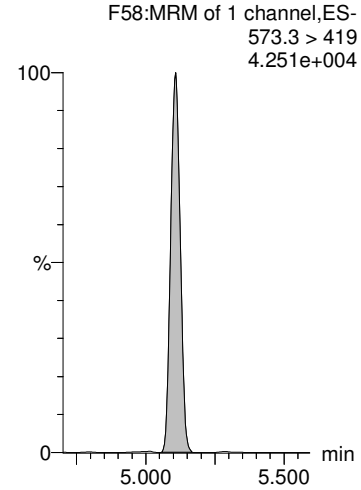

Dataset: P:\PFAS5.PRO\RESULTS\200330P1\200330P1-35.qld

Last Altered: Tuesday, March 31, 2020 14:11:07 Pacific Daylight Time
Printed: Tuesday, March 31, 2020 15:06:08 Pacific Daylight Time

Name: 200330P1-35, Date: 30-Mar-2020, Time: 21:20:20, ID: B0C0242-BS1 OPR 0.125, Description: OPR

L-EtFOSAA

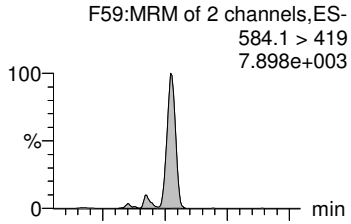

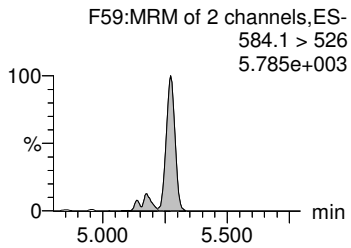

Total N-EtFOSAA

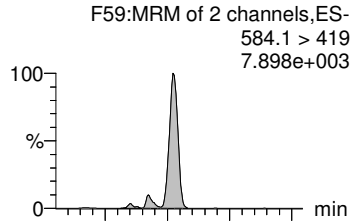

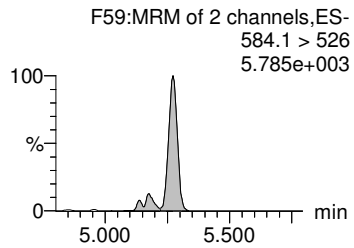

PFUdA

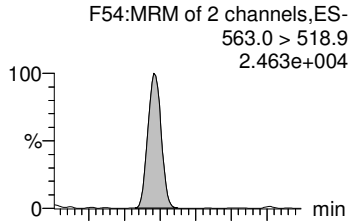

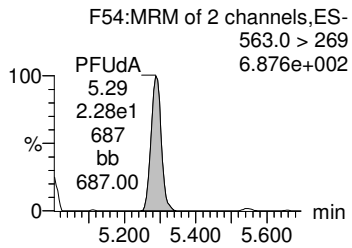

PFDS

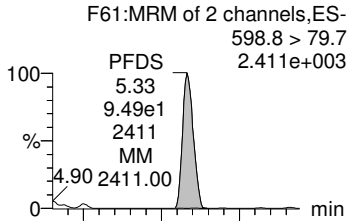

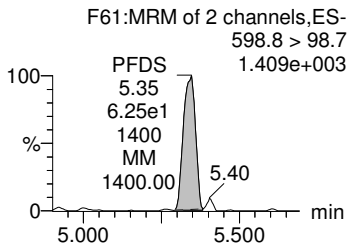

11Cl-PF30UdS

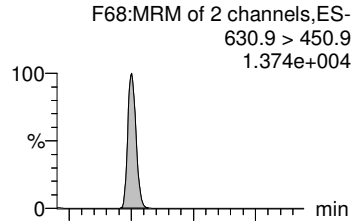

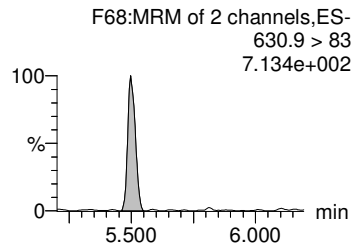

d5-N-EtFOSAA-EIS

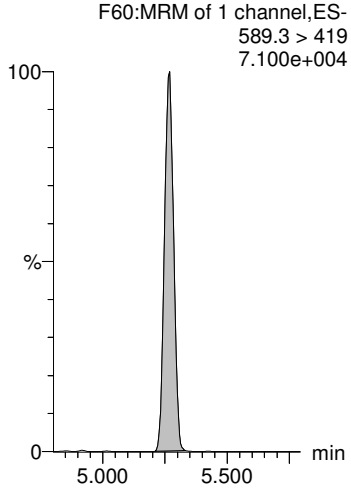

d5-N-EtFOSAA-EIS

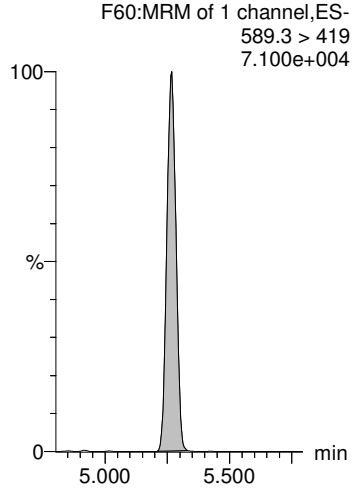

13C2-PFUdA-EIS

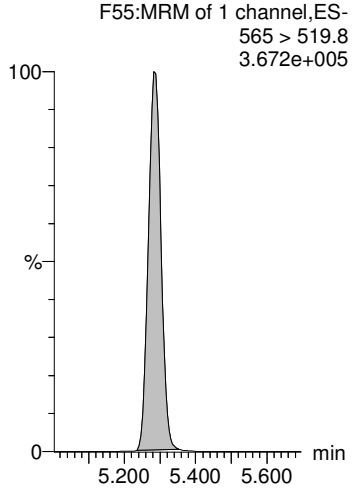

13C8-PFOS-EIS

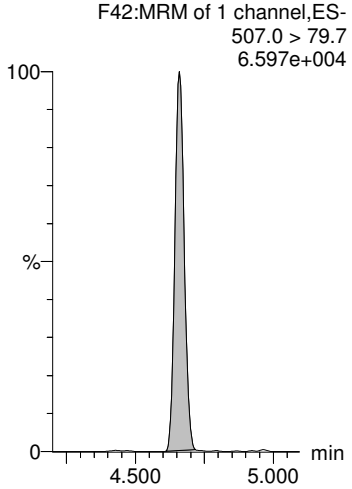

13C2-PFDoA-EIS

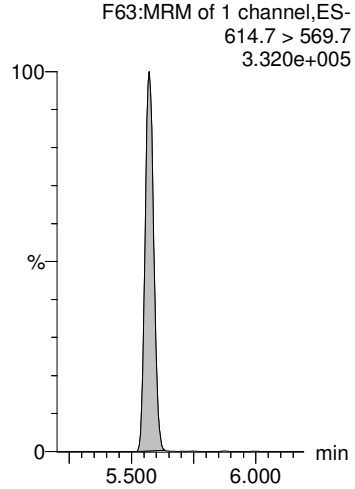

Dataset: P:\PFAS5.PRO\RESULTS\200330P1\200330P1-35.qld

Last Altered: Tuesday, March 31, 2020 14:11:07 Pacific Daylight Time
Printed: Tuesday, March 31, 2020 15:06:08 Pacific Daylight Time

Name: 200330P1-35, Date: 30-Mar-2020, Time: 21:20:20, ID: B0C0242-BS1 OPR 0.125, Description: OPR

10:2 FTS

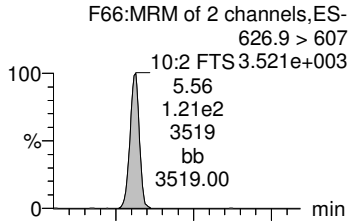

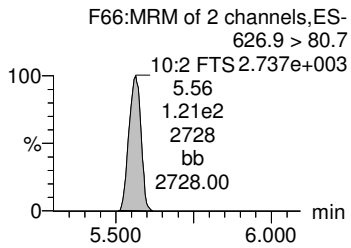

PFDoA

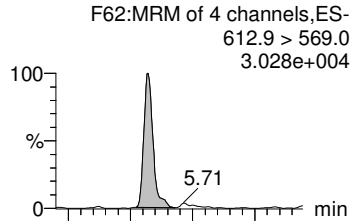

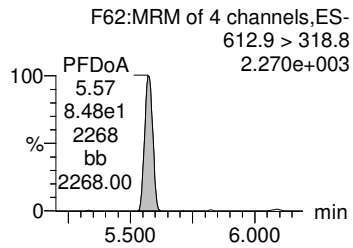

N-MeFOSA

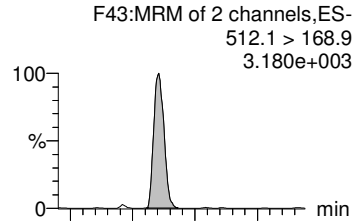

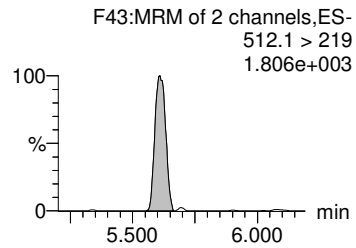

PFTrDA

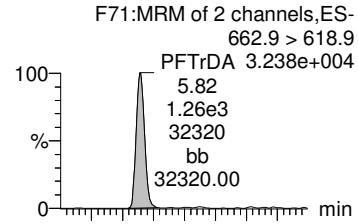

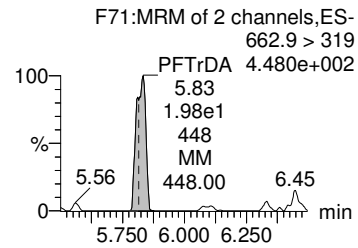

PFDoS

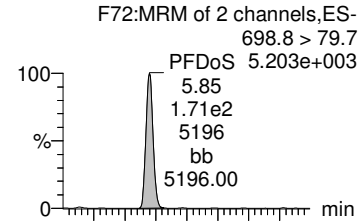

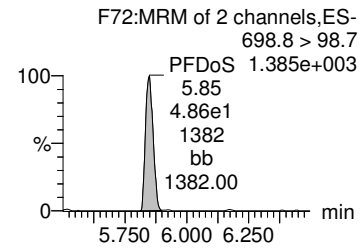

13C2-10:2 FTS-EIS

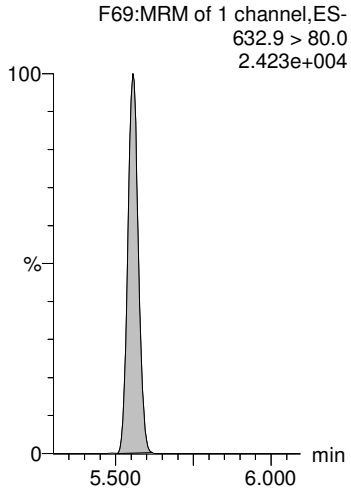

13C2-PFDoA-EIS

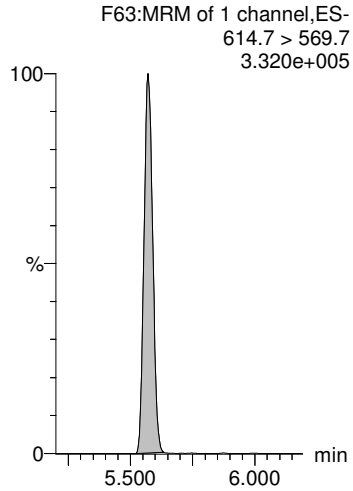

d3-N-MeFOSA-EIS

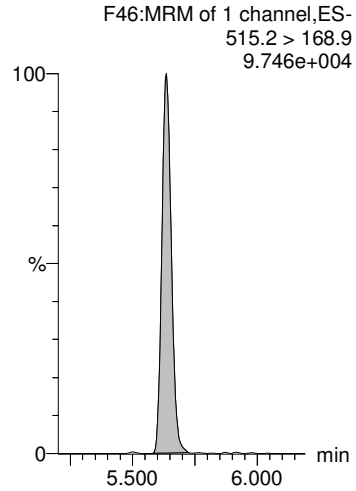

13C2-PFDoA-EIS

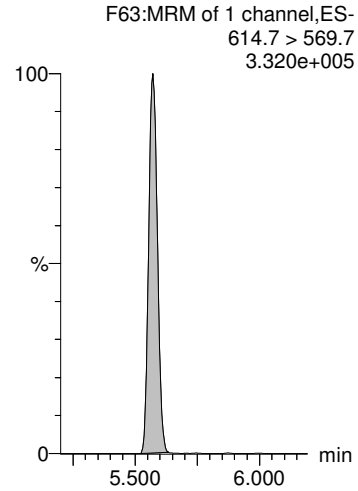

13C2-PFTeDA-EIS

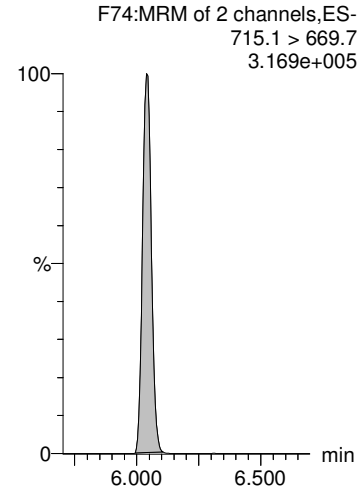

Dataset: P:\PFAS5.PRO\RESULTS\200330P1\200330P1-35.qld

Last Altered: Tuesday, March 31, 2020 14:11:07 Pacific Daylight Time
Printed: Tuesday, March 31, 2020 15:06:08 Pacific Daylight Time

Name: 200330P1-35, Date: 30-Mar-2020, Time: 21:20:20, ID: B0C0242-BS1 OPR 0.125, Description: OPR

PFTeDA

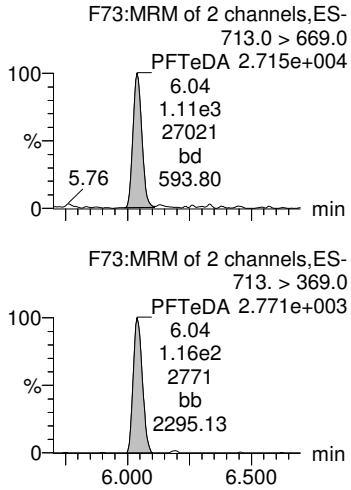

N-EtFOSA

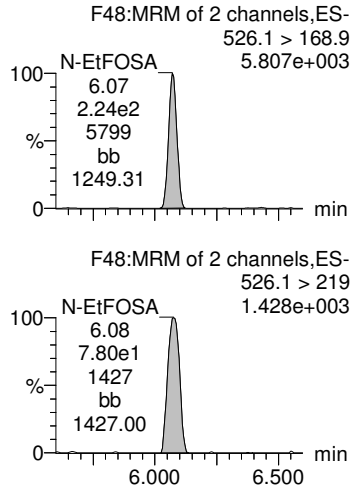

PFHxDA

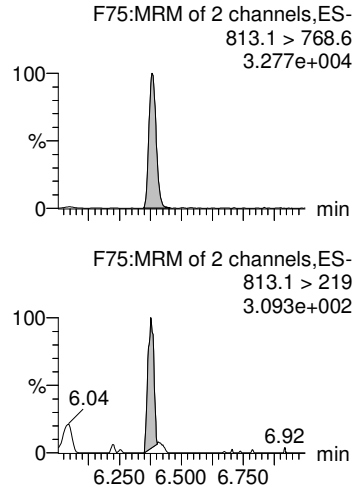

PFODA

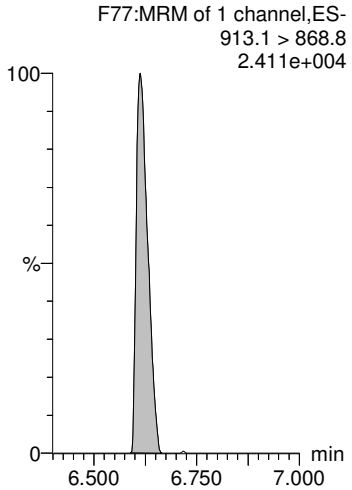

N-MeFOSE

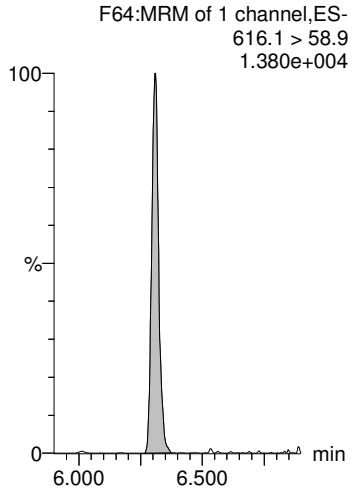

13C2-PFTeDA-EIS

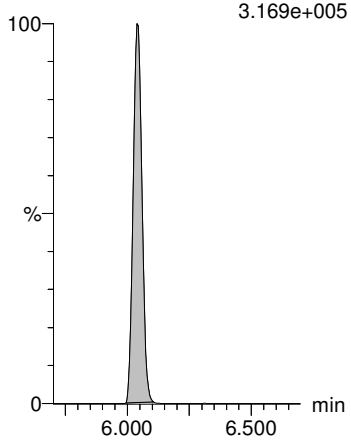

d5-N-ETFOSA-EIS

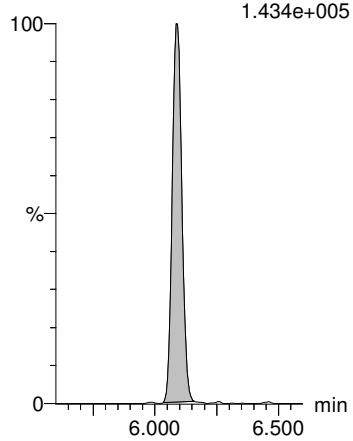

13C2-PFHxDA-EIS

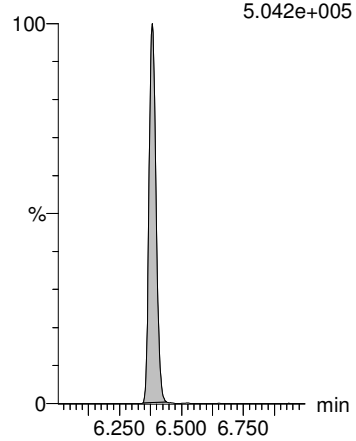

13C2-PFHxDA-EIS

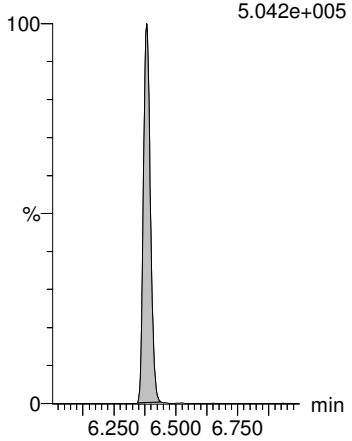

d7-N-MeFOSE-EIS

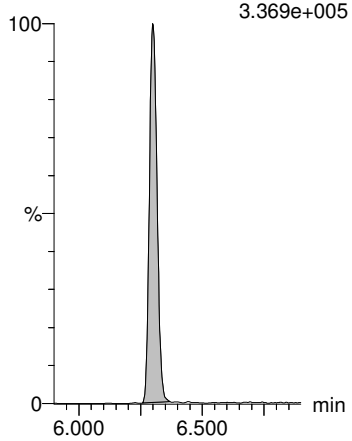

GM 3/31/2020

Dataset: P:\PFAS5.PRO\RESULTS\200330P1\200330P1-35.qld

Last Altered: Tuesday, March 31, 2020 14:11:07 Pacific Daylight Time
Printed: Tuesday, March 31, 2020 15:06:08 Pacific Daylight Time

Name: 200330P1-35, Date: 30-Mar-2020, Time: 21:20:20, ID: B0C0242-BS1 OPR 0.125, Description: OPR

N-EtFOSE

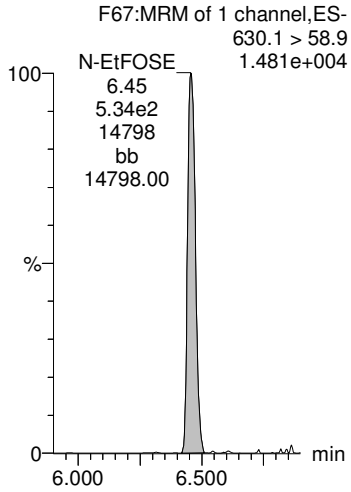

TDCA

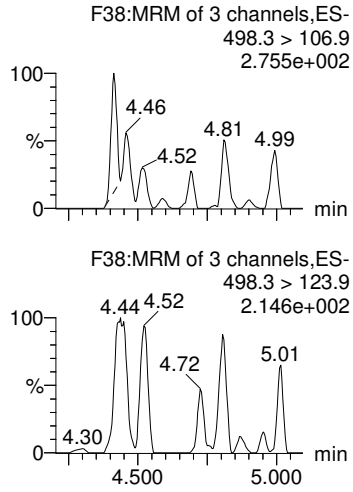

13C4-PFBA

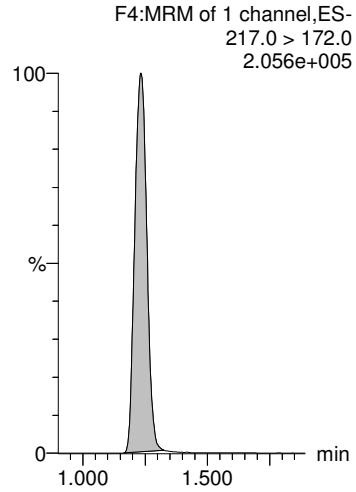

13C8-PFOA

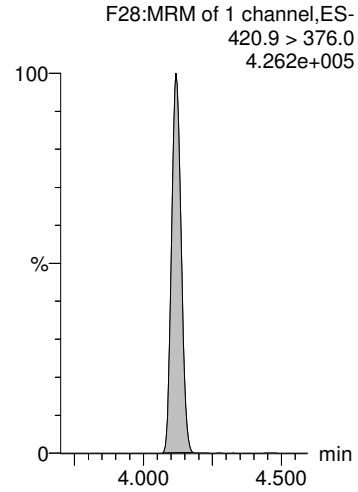

13C5-PFHxA

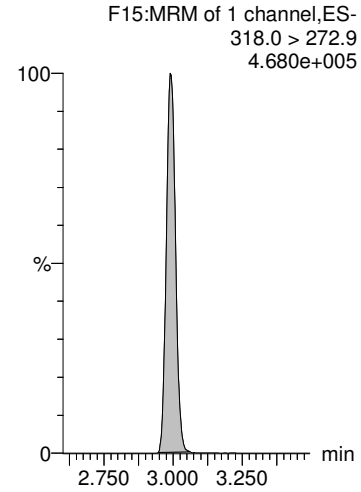

d9-N-EtFOSE-EIS

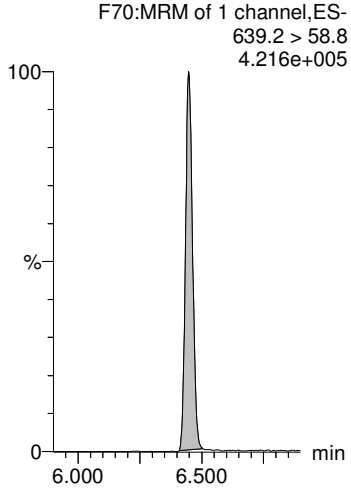

13C8-PFOS-EIS

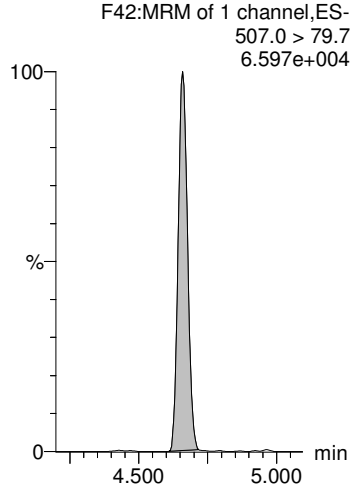

18O2-PFHxS

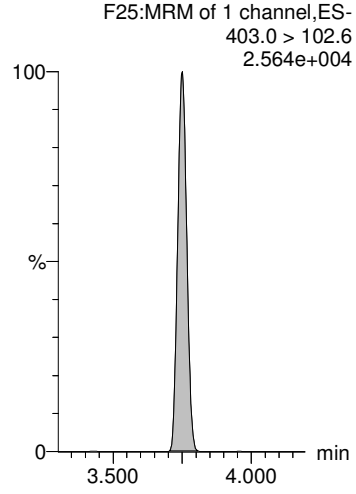

13C4-PFOS

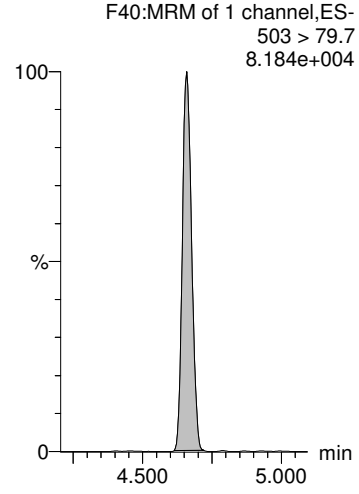

13C6-PFDA

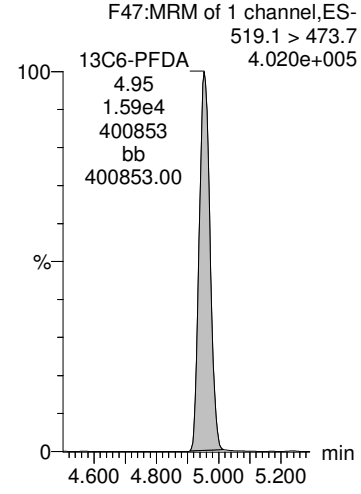

GM 3/31/2020

Dataset: P:\PFAS5.PRO\RESULTS\200330P1\200330P1-35.qld

Last Altered: Tuesday, March 31, 2020 14:11:07 Pacific Daylight Time
Printed: Tuesday, March 31, 2020 15:06:08 Pacific Daylight Time

Name: 200330P1-35, Date: 30-Mar-2020, Time: 21:20:20, ID: B0C0242-BS1 OPR 0.125, Description: OPR

13C9-PFNA

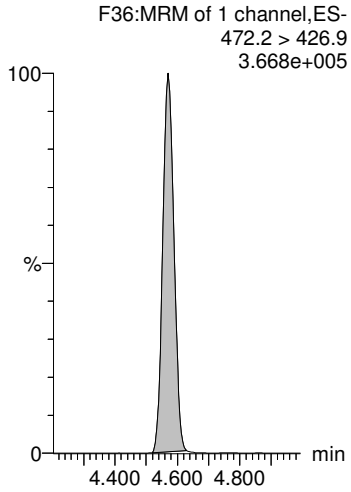

13C7-PFUdA

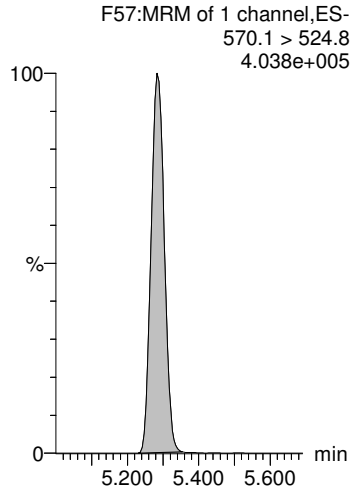

GM 3/31/2020

Dataset: P:\PFAS5.PRO\RESULTS\200330P1\200330P1-36.qld

Last Altered: Tuesday, March 31, 2020 14:17:53 Pacific Daylight Time
Printed: Tuesday, March 31, 2020 15:06:50 Pacific Daylight Time

Name: 200330P1-36, Date: 30-Mar-2020, Time: 21:30:52, ID: 2000512-01 EB- well screen 0.125, Description: EB- well screen

	#	Name	Trace	Area	IS Area	wt/vol	Pred.RT	RT	Response	Conc.	%Rec	Ion Ratio	Ratio Out?
1	1	PFBA	213.0 > 168.8		6661.586	0.115	1.23						
2	4	PFPeA	263.1 > 218.9		10114.961	0.115	2.18						
3	5	PFBS	299.0 > 79.7		1164.161	0.115	2.46						YES
4	6	4:2 FTS	327.0 > 307		1609.127	0.115	2.91						YES
5	7	PFHxA	313.0 > 269.0		17951.520	0.115	2.99						YES
6	47	13C3-PFBA-EIS	216.1 > 171.8	6661.586		0.115	1.23	1.23	6661.586	110.6	101.6		
7	49	13C3-PFPeA-EIS	266.0 > 221.8	10114.961		0.115	2.23	2.18	10114.961	91.13	83.7		
8	51	13C3-PFBS-EIS	302.0 > 98.8	1164.161		0.115	2.57	2.46	1164.161	96.03	88.2		
9	55	13C2-4:2 FTS-EIS	329.0 >79.7	1609.127		0.115	2.99	2.91	1609.127	102.7	94.4		
10	57	13C2-PFHxA-EIS	315.0 > 270.0	17951.520		0.115	2.99	2.99	17951.520	89.68	82.4		
11	-1												
12	8	PFPeS	349.>79.7		1164.161	0.115	3.20						YES
13	9	HFPO-DA	285.1 > 168.9		3675.172	0.115	3.21						YES
14	11	PFHpA	363.0 > 318.9		11378.565	0.115	3.60						YES
15	13	L-PFHxS	398.9 > 79.7		2447.132	0.115	3.75						YES
16	1...	Total PFHxS	398.9 > 79.7	0.000	2447.132	0.115	3.93		0.000				
17	51	13C3-PFBS-EIS	302.0 > 98.8	1164.161		0.115	2.57	2.46	1164.161	96.03	88.2		
18	53	13C3-HFPO-DA-EIS	287.0 > 168.9	3675.172		0.115	3.30	3.21	3675.172	89.41	82.2		
19	59	13C4-PFHpA-EIS	367.2 > 321.8	11378.565		0.115	3.64	3.60	11378.565	91.82	84.4		
20	61	13C3-PFHxS-EIS	401.8 > 79.7	2447.132		0.115	3.75	3.75	2447.132	106.0	97.4		
21	61	13C3-PFHxS-EIS	401.8 > 79.7	2447.132		0.115	3.75	3.75	2447.132	106.0	97.4		
22	-1												
23	12	ADONA	376.8 > 250.9		11378.565	0.115	3.69						YES
24	15	6:2 FTS	427.0 > 407		1377.219	0.115	4.06						YES
25	16	L-PFOA	412.8 > 368.9		15011.109	0.115	4.12						YES
26	1...	Total PFOA	412.8 > 368.9	0.000	15011.109	0.115	4.60		0.000				
27	19	PFHpS	449.0 > 79.7		2769.447	0.115	4.27						YES
28	59	13C4-PFHpA-EIS	367.2 > 321.8	11378.565		0.115	3.64	3.60	11378.565	91.82	84.4		
29	63	13C2-6:2 FTS-EIS	429.0 >79.7	1377.219		0.115	4.12	4.06	1377.219	96.73	88.9		
30	69	13C2-PFOA-EIS	414.9 > 369.7	15011.109		0.115	4.12	4.12	15011.109	91.29	83.9		
31	69	13C2-PFOA-EIS	414.9 > 369.7	15011.109		0.115	4.12	4.12	15011.109	91.29	83.9		
32	71	13C8-PFOS-EIS	507.0 > 79.7	2769.447		0.115	4.66	4.66	2769.447	84.18	77.4		
33	-1												
34	21	PFNA	463.0 > 418.8		14196.544	0.115	4.57						YES
35	22	PFOSA	497.9 > 77.9		2427.758	0.115	4.62						YES
36	23	L-PFOS	498.9 > 79.7		2769.447	0.115	4.66						YES

GM 3/31/2020

Dataset: P:\PFAS5.PRO\RESULTS\200330P1\200330P1-36.qld

Last Altered: Tuesday, March 31, 2020 14:17:53 Pacific Daylight Time
Printed: Tuesday, March 31, 2020 15:06:50 Pacific Daylight Time

Name: 200330P1-36, Date: 30-Mar-2020, Time: 21:30:52, ID: 2000512-01 EB- well screen 0.125, Description: EB- well screen

	#	Name	Trace	Area	IS Area	wt/vol	Pred.RT	RT	Response	Conc.	%Rec	Ion Ratio	Ratio Out?
37	1...	Total PFOS	498.9 > 79.7	0.000	2769.447	0.115	5.13		0.000				
38	25	9Cl-PF30NS	531 > 351		2769.447	0.115	4.86						YES
39	65	13C5-PFNA-EIS	468.2 > 422.9	14196.544		0.115	4.57	4.57	14196.544	94.99	87.3		
40	67	13C8-PFOSA-EIS	506 > 78	2427.758		0.115	4.63	4.62	2427.758	59.40	54.6		
41	71	13C8-PFOS-EIS	507.0 > 79.7	2769.447		0.115	4.66	4.66	2769.447	84.18	77.4		
42	71	13C8-PFOS-EIS	507.0 > 79.7	2769.447		0.115	4.66	4.66	2769.447	84.18	77.4		
43	71	13C8-PFOS-EIS	507.0 > 79.7	2769.447		0.115	4.66	4.66	2769.447	84.18	77.4		
44	-1												
45	26	PFDA	513 > 468.8		15747.180	0.115	4.95						YES
46	27	8:2 FTS	526.9 > 506.8		1132.894	0.115	4.93						YES
47	28	PFNS	549.1 > 79.7		2769.447	0.115	5.00						YES
48	29	L-MeFOSAA	570 > 419		2211.477	0.115	5.10						YES
49	1...	Total N-MeFOSAA	570. > 419	0.000	2211.477	0.115	5.19		0.000				
50	73	13C2-PFDA-EIS	515.1 > 469.9	15747.180		0.115	4.95	4.95	15747.180	96.91	89.1		
51	75	13C2-8:2 FTS-EIS	529 > 79.7	1132.894		0.115	4.91	4.93	1132.894	92.46	85.0		
52	71	13C8-PFOS-EIS	507.0 > 79.7	2769.447		0.115	4.66	4.66	2769.447	84.18	77.4		
53	77	d3-N-MeFOSAA-EIS	573.3 > 419	2211.477		0.115	5.11	5.10	2211.477	100.0	91.9		
54	77	d3-N-MeFOSAA-EIS	573.3 > 419	2211.477		0.115	5.11	5.10	2211.477	100.0	91.9		
55	-1												
56	31	L-EtFOSAA	584.1 > 419		3193.702	0.115	5.26						YES
57	1...	Total N-EtFOSAA	584.1 > 419	0.000	3193.702	0.115	5.37		0.000				
58	33	PFUdA	563.0 > 518.9		16068.704	0.115	5.28						YES
59	34	PFDS	598.8 > 79.7		2769.447	0.115	5.28						YES
60	35	11Cl-PF30UdS	630.9 > 450.9		13936.706	0.115	5.50						YES
61	81	d5-N-EtFOSAA-EIS	589.3 > 419	3193.702		0.115	5.25	5.26	3193.702	77.57	71.3		
62	81	d5-N-EtFOSAA-EIS	589.3 > 419	3193.702		0.115	5.25	5.26	3193.702	77.57	71.3		
63	79	13C2-PFUdA-EIS	565 > 519.8	16068.704		0.115	5.28	5.28	16068.704	84.34	77.5		
64	71	13C8-PFOS-EIS	507.0 > 79.7	2769.447		0.115	4.66	4.66	2769.447	84.18	77.4		
65	83	13C2-PFDoA-EIS	614.7 > 569.7	13936.706		0.115	5.55	5.57	13936.706	83.43	76.7		
66	-1												
67	36	10:2 FTS	626.9 > 607		960.030	0.115	5.55						YES
68	37	PFDoA	612.9 > 569.0		13936.706	0.115	5.57						YES
69	38	N-MeFOSA	512.1 > 168.9		3266.229	0.115	5.63						YES
70	39	PFTrDA	662.9 > 618.9		13936.706	0.115	5.82						YES
71	40	PFDoS	698.8 > 79.7		13149.641	0.115	5.85						YES
72	85	13C2-10:2 FTS-EIS	632.9 > 80.0	960.030		0.115	5.50	5.55	960.030	90.30	83.0		

GM 3/31/2020

Dataset: P:\PFAS5.PRO\RESULTS\200330P1\200330P1-36.qld

Last Altered: Tuesday, March 31, 2020 14:17:53 Pacific Daylight Time
Printed: Tuesday, March 31, 2020 15:06:50 Pacific Daylight Time

Name: 200330P1-36, Date: 30-Mar-2020, Time: 21:30:52, ID: 2000512-01 EB- well screen 0.125, Description: EB- well screen

	#	Name	Trace	Area	IS Area	wt/vol	Pred.RT	RT	Response	Conc.	%Rec	Ion Ratio	Ratio Out?
73	83	13C2-PFDoA-EIS	614.7 > 569.7	13936.706		0.115	5.55	5.57	13936.706	83.43	76.7		
74	87	d3-N-MeFOSA-EIS	515.2 > 168.9	3266.229		0.115	5.45	5.64	3266.229	221.4	17.0		
75	83	13C2-PFDoA-EIS	614.7 > 569.7	13936.706		0.115	5.55	5.57	13936.706	83.43	76.7		
76	89	13C2-PFTeDA-EIS	715.1 > 669.7	13149.641		0.115	5.98	6.04	13149.641	74.02	68.0		
77	-1												
78	41	PFTeDA	713.0 > 669.0		13149.641	0.115	6.04						YES
79	42	N-EtFOSA	526.1 > 168.9		4995.908	0.115	6.07						YES
80	43	PFHxDA	813.1 > 768.6		16737.887	0.115	6.38						YES
81	44	PFODA	913.1 > 868.8		16737.887	0.115	6.59						
82	45	N-MeFOSE	616.1 > 58.9		11965.398	0.115	6.30						
83	89	13C2-PFTeDA-EIS	715.1 > 669.7	13149.641		0.115	5.98	6.04	13149.641	74.02	68.0		
84	91	d5-N-ETFOSA-EIS	531.1 > 168.9	4995.908		0.115	5.81	6.09	4995.908	213.8	16.5		
85	93	13C2-PFHxDA-EIS	815 > 769.7	16737.887		0.115	6.26	6.38	16737.887	63.92	58.7		
86	93	13C2-PFHxDA-EIS	815 > 769.7	16737.887		0.115	6.26	6.38	16737.887	63.92	58.7		
87	95	d7-N-MeFOSE-EIS	623.1 > 58.9	11965.398		0.115	5.95	6.30	11965.398	595.7	45.9		
88	-1												
89	46	N-EtFOSE	630.1 > 58.9		13233.660	0.115	6.45						
90	1...	TDCA	498.3>106.9			0.115	4.04						YES
91	99	13C4-PFBA	217.0 > 172.0	12262.236	12262.236	0.115	1.27	1.23	12.500	108.8	100.0		
92	1...	13C8-PFOA	420.9 > 376.0	18762.842	18762.842	0.115	4.13	4.12	12.500	108.8	100.0		
93	1...	13C5-PFHxA	318.0 > 272.9	19172.365	19172.365	0.115	3.00	2.99	12.500	108.8	100.0		
94	97	d9-N-EtFOSE-EIS	639.2 > 58.8	13233.660		0.115	6.15	6.45	13233.660	604.8	46.6		
95	71	13C8-PFOS-EIS	507.0 > 79.7	2769.447		0.115	4.66	4.66	2769.447	84.18	77.4		
96	1...	18O2-PFHxS	403.0 > 102.6	1133.991	1133.991	0.115	3.76	3.75	12.500	108.8	100.0		
97	1...	13C4-PFOS	503 > 79.7	3290.457	3290.457	0.115	4.67	4.66	12.500	108.8	100.0		
98	1...	13C6-PFDA	519.1 > 473.7	17620.633	17620.633	0.115	4.96	4.95	12.500	108.8	100.0		
99	-1												
100	1...	13C9-PFNA	472.2 > 426.9	16357.108	16357.108	0.115	4.58	4.57	12.500	108.8	100.0		
101	1...	13C7-PFUdA	570.1 > 524.8	18940.342	18940.342	0.115	5.29	5.28	12.500	108.8	100.0		

GM 3/31/2020

Dataset: P:\PFAS5.PRO\RESULTS\200330P1\200330P1-36.qld

Last Altered: Tuesday, March 31, 2020 14:17:53 Pacific Daylight Time
Printed: Tuesday, March 31, 2020 15:06:50 Pacific Daylight Time

Method: P:\PFAS5.PRO\MethDB\NEW_PFAS_80C_033020.mdb 31 Mar 2020 07:57:04
Calibration: P:\PFAS5.PRO\CurveDB\C18_VAL-PFAS_Q5_03-30-20.cdb 31 Mar 2020 10:07:05

Name: 200330P1-36, Date: 30-Mar-2020, Time: 21:30:52, ID: 2000512-01 EB- well screen 0.125, Description: EB- well screen

PFBA

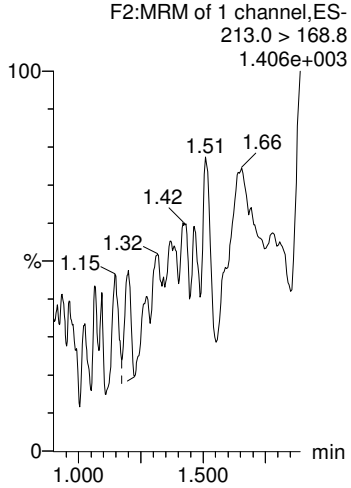

PFPeA

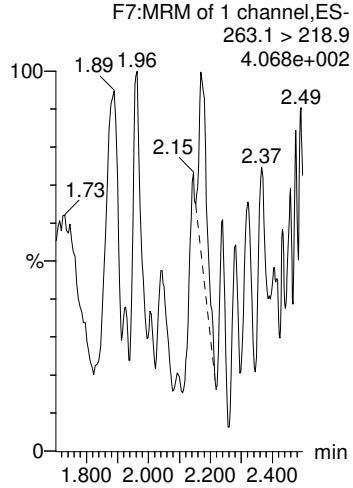

PFBS

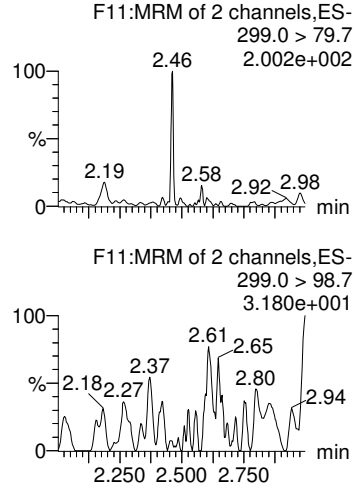

4:2 FTS

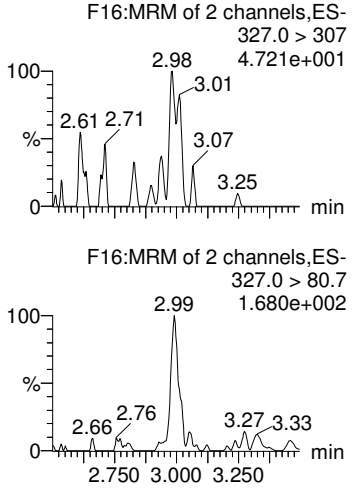

PFHxA

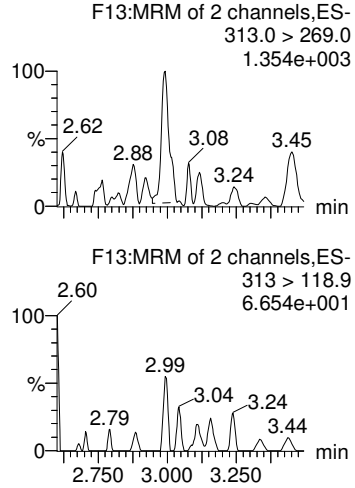

13C3-PFBA-EIS

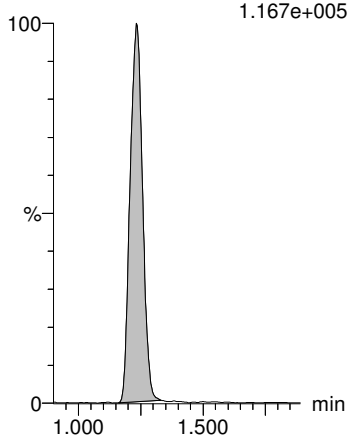

13C3-PFPeA-EIS

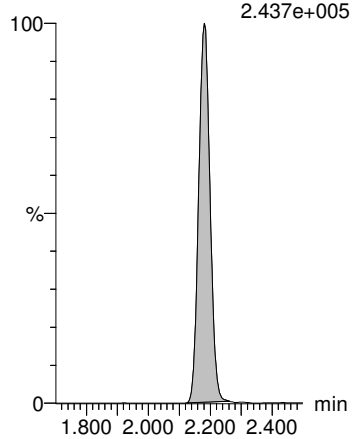

13C3-PFBS-EIS

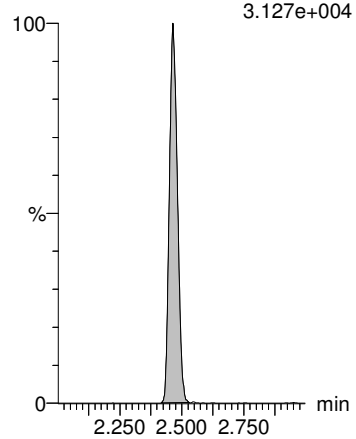

13C2-4:2 FTS-EIS

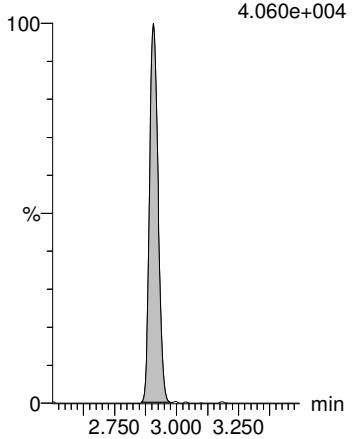

13C2-PFHxA-EIS

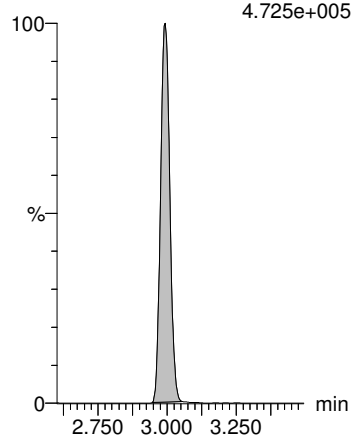

Dataset: P:\PFAS5.PRO\RESULTS\200330P1\200330P1-36.qld

Last Altered: Tuesday, March 31, 2020 14:17:53 Pacific Daylight Time
Printed: Tuesday, March 31, 2020 15:06:50 Pacific Daylight Time

Name: 200330P1-36, Date: 30-Mar-2020, Time: 21:30:52, ID: 2000512-01 EB- well screen 0.125, Description: EB- well screen

PFPeS

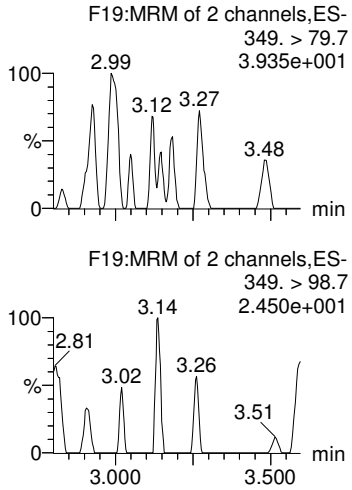

HFPO-DA

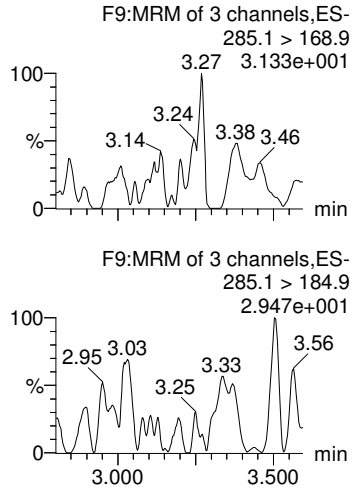

PFHpA

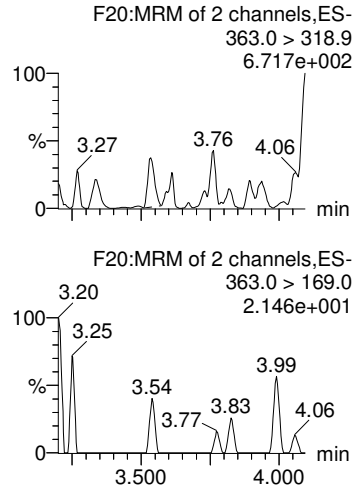

L-PFHxS

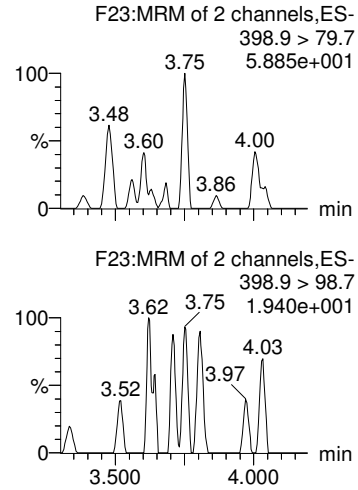

Total PFHxS

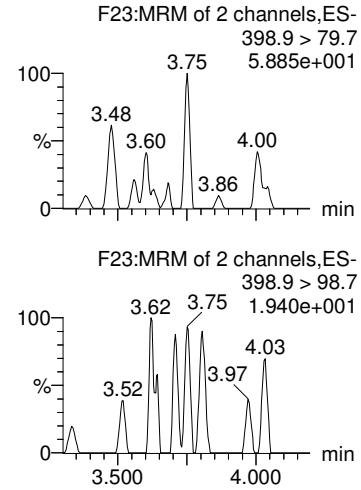

13C3-PFBS-EIS

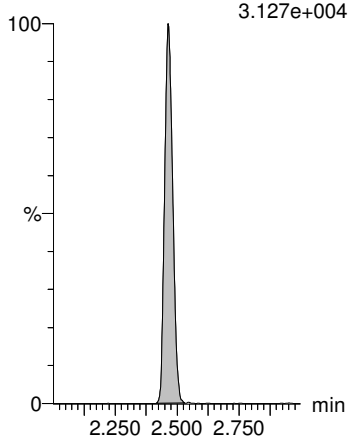

13C3-HFPO-DA-EIS

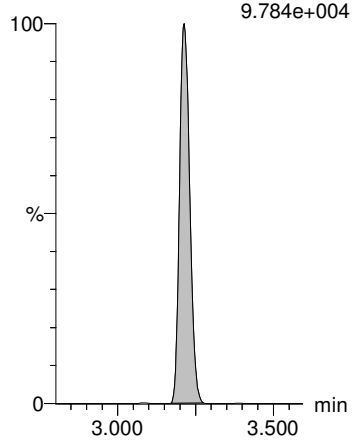

13C4-PFHpA-EIS

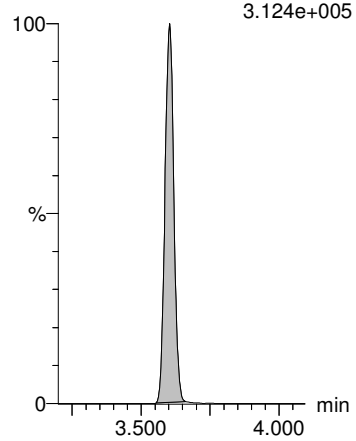

13C3-PFHxS-EIS

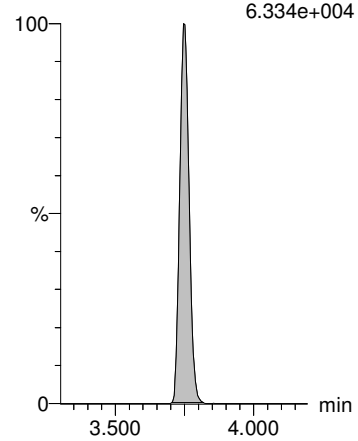

13C3-PFHxS-EIS

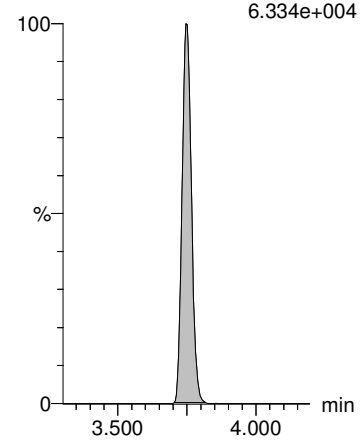

Dataset: P:\PFAS5.PRO\RESULTS\200330P1\200330P1-36.qld

Last Altered: Tuesday, March 31, 2020 14:17:53 Pacific Daylight Time
Printed: Tuesday, March 31, 2020 15:06:50 Pacific Daylight Time

Name: 200330P1-36, Date: 30-Mar-2020, Time: 21:30:52, ID: 2000512-01 EB- well screen 0.125, Description: EB- well screen

ADONA

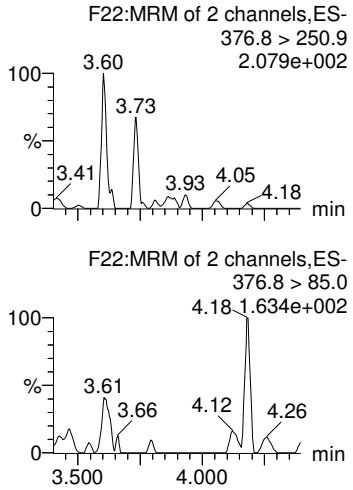

6:2 FTS

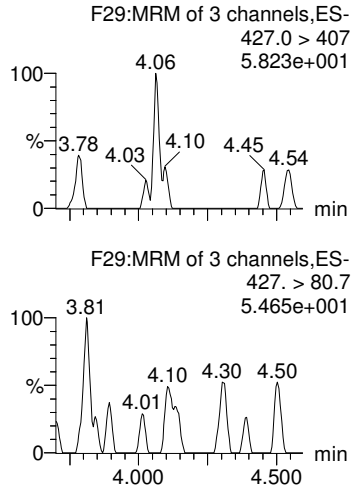

L-PFOA

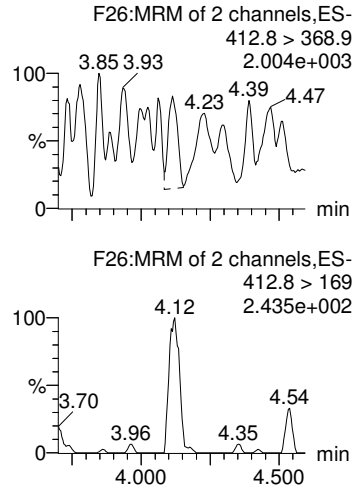

Total PFOA

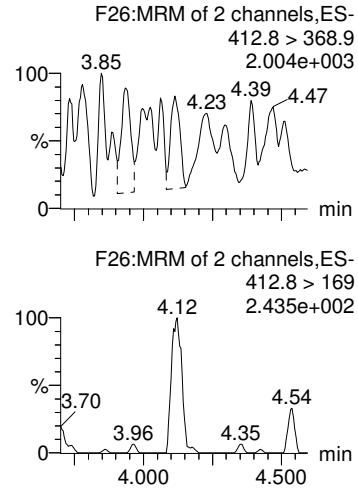

PFHpS

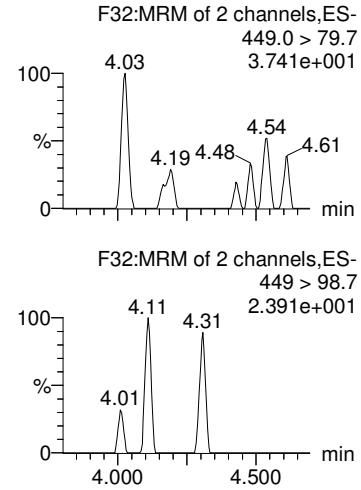

13C4-PFHpA-EIS

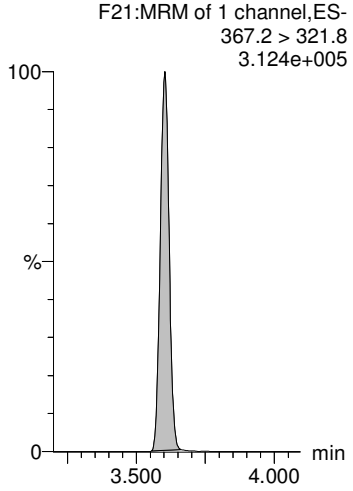

13C2-6:2 FTS-EIS

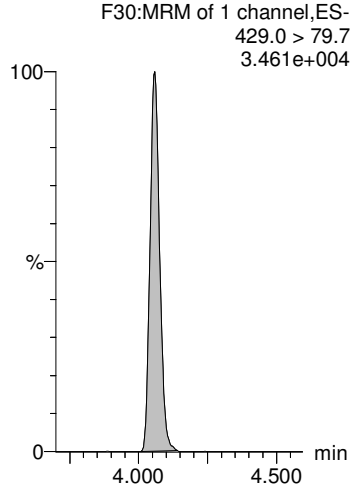

13C2-PFOA-EIS

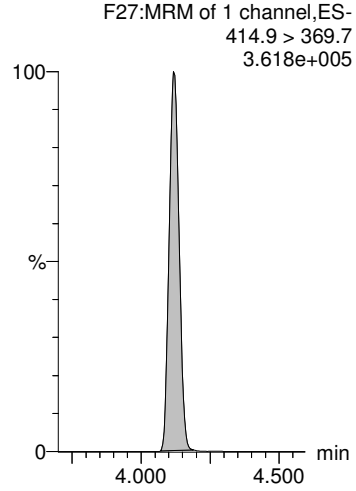

13C2-PFOA-EIS

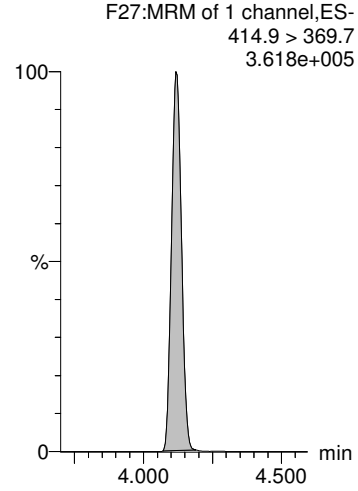

13C8-PFOS-EIS

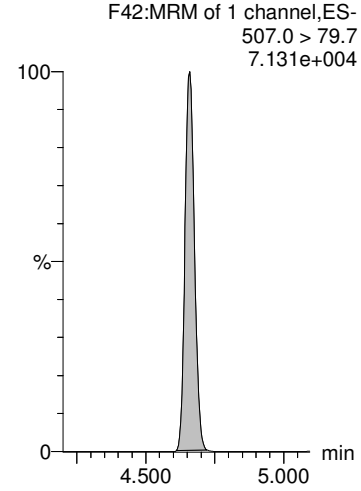

Dataset: P:\PFAS5.PRO\RESULTS\200330P1\200330P1-36.qld

Last Altered: Tuesday, March 31, 2020 14:17:53 Pacific Daylight Time
Printed: Tuesday, March 31, 2020 15:06:50 Pacific Daylight Time

Name: 200330P1-36, Date: 30-Mar-2020, Time: 21:30:52, ID: 2000512-01 EB- well screen 0.125, Description: EB- well screen

PFNA

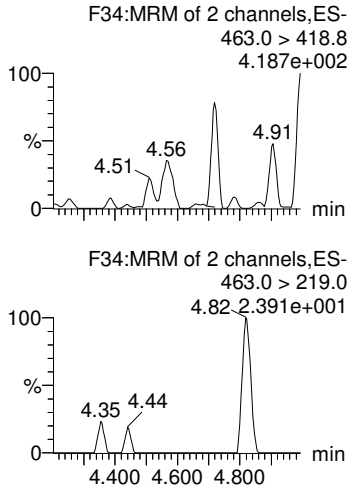

PFOSA

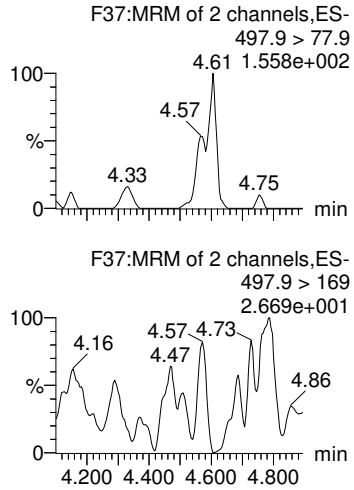

L-PFOS

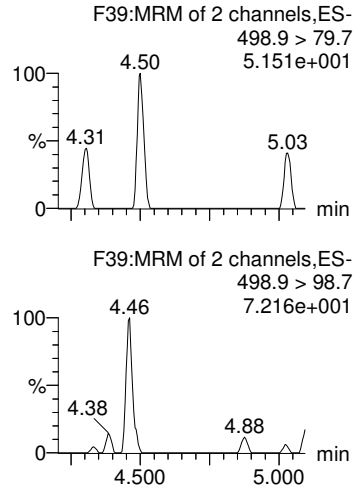

Total PFOS

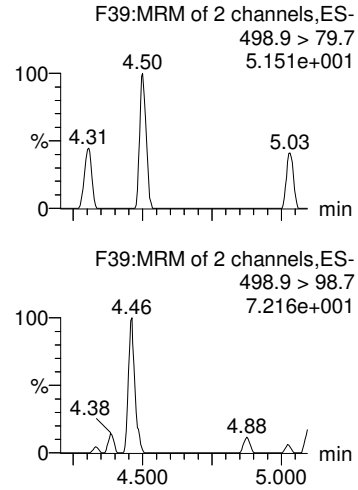

9Cl-PF30NS

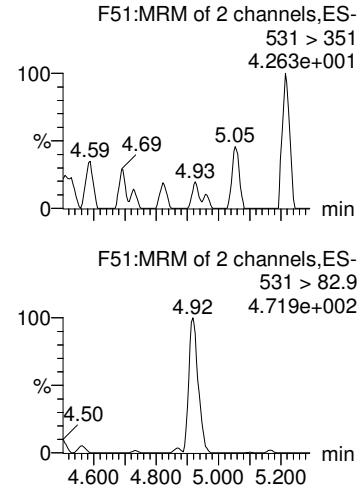

13C5-PFNA-EIS

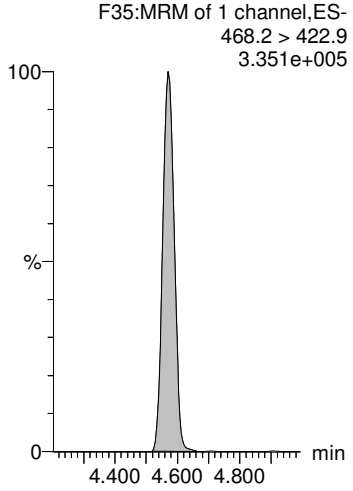

13C8-PFOSA-EIS

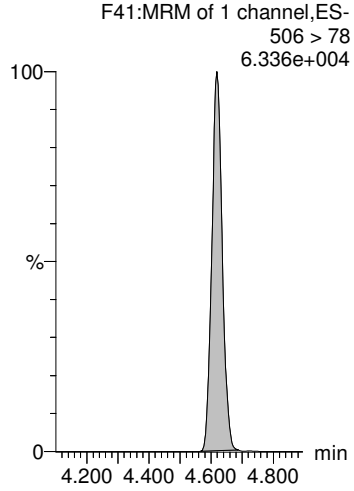

13C8-PFOS-EIS

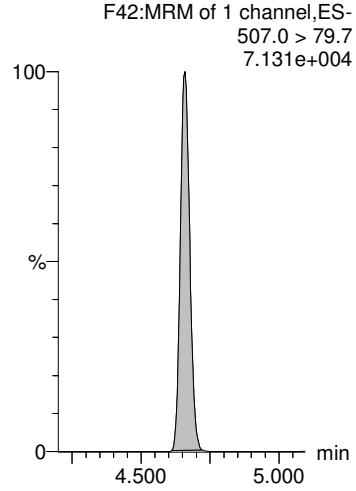

13C8-PFOS-EIS

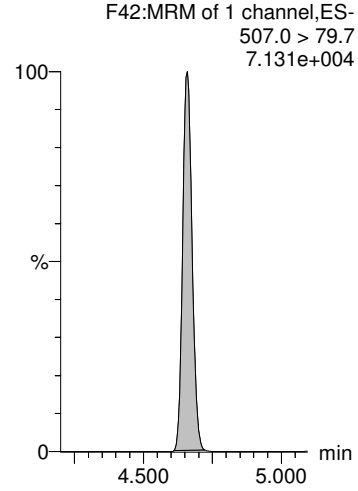

13C8-PFOS-EIS

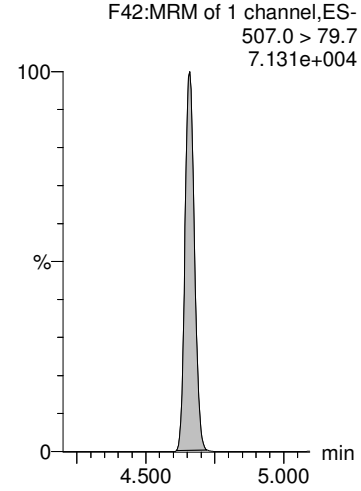

Dataset: P:\PFAS5.PRO\RESULTS\200330P1\200330P1-36.qld

Last Altered: Tuesday, March 31, 2020 14:17:53 Pacific Daylight Time
Printed: Tuesday, March 31, 2020 15:06:50 Pacific Daylight Time

Name: 200330P1-36, Date: 30-Mar-2020, Time: 21:30:52, ID: 2000512-01 EB- well screen 0.125, Description: EB- well screen

PFDA

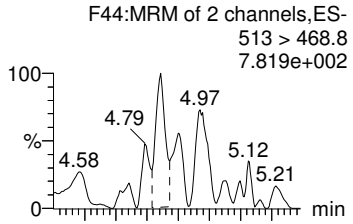

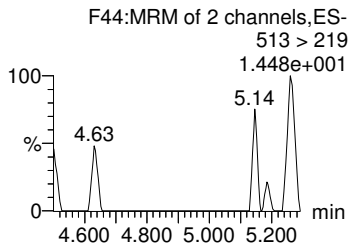

8:2 FTS

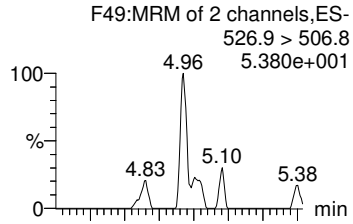

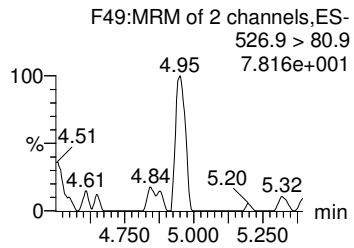

PFNS

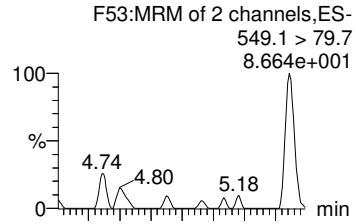

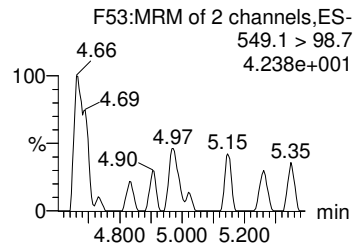

L-MeFOSAA

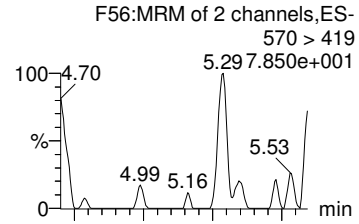

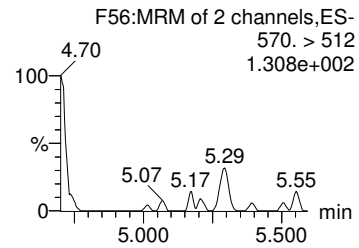

Total N-MeFOSAA

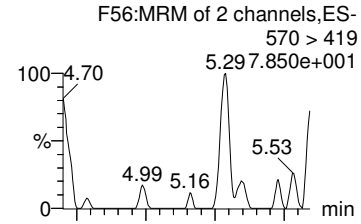

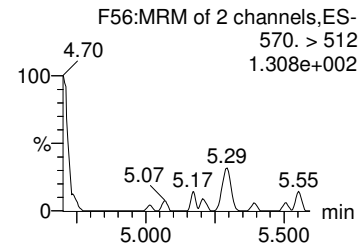

13C2-PFDA-EIS

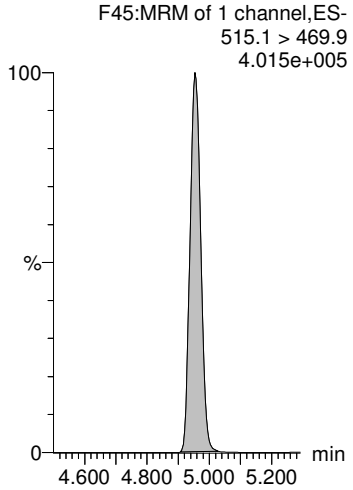

13C2-8:2 FTS-EIS

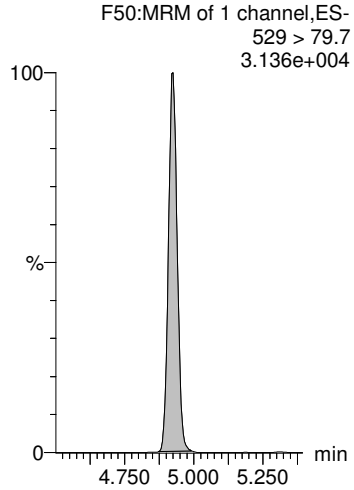

13C8-PFOS-EIS

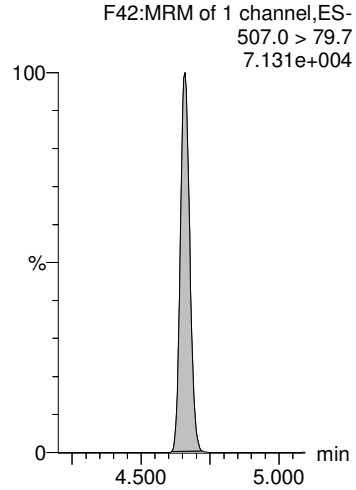

d3-N-MeFOSAA-EIS

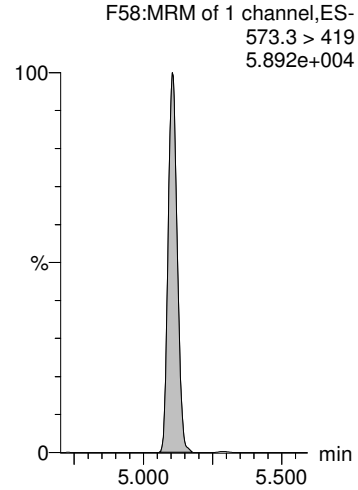

d3-N-MeFOSAA-EIS

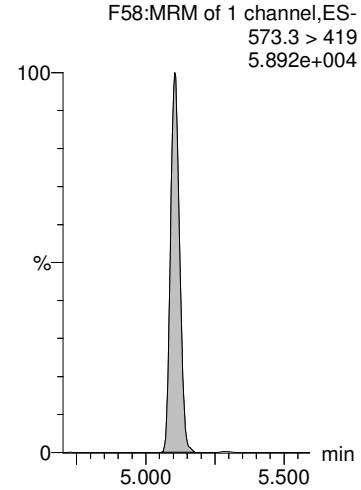

GM 3/31/2020

Dataset: P:\PFAS5.PRO\RESULTS\200330P1\200330P1-36.qld

Last Altered: Tuesday, March 31, 2020 14:17:53 Pacific Daylight Time
Printed: Tuesday, March 31, 2020 15:06:50 Pacific Daylight Time

Name: 200330P1-36, Date: 30-Mar-2020, Time: 21:30:52, ID: 2000512-01 EB- well screen 0.125, Description: EB- well screen

L-EtFOSAA

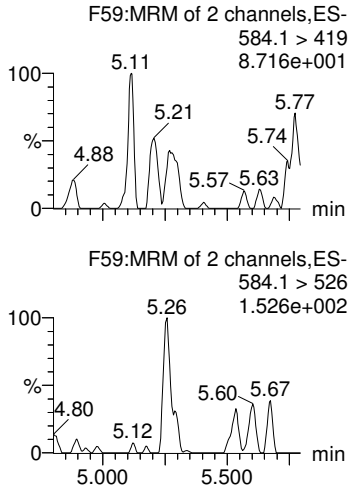

Total N-EtFOSAA

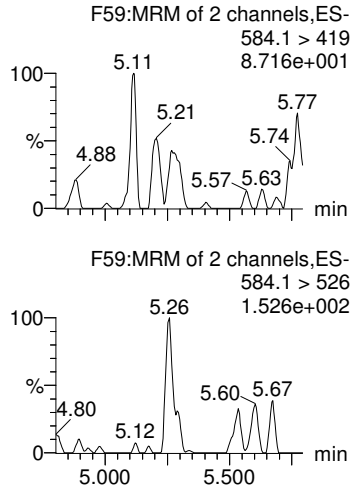

PFUdA

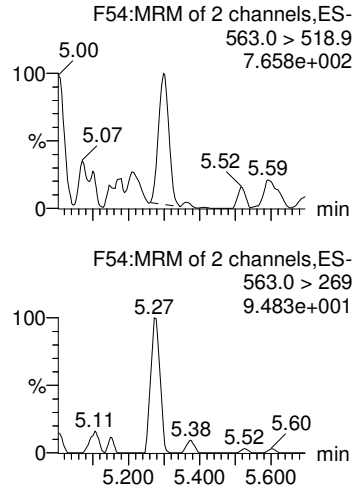

PFDS

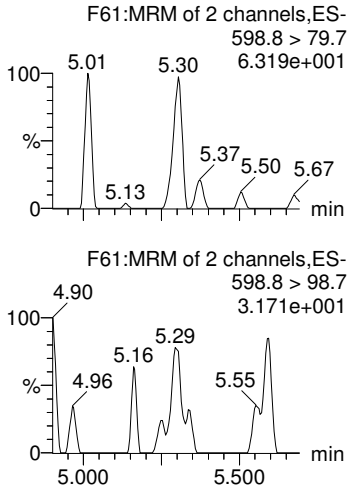

11Cl-PF30UdS

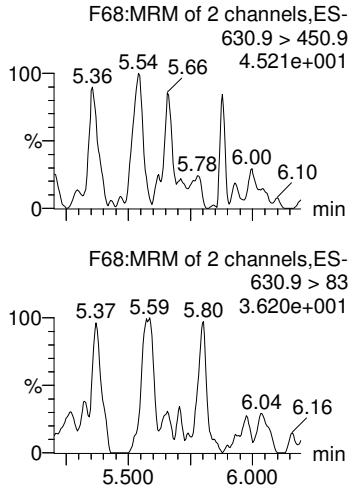

d5-N-EtFOSAA-EIS

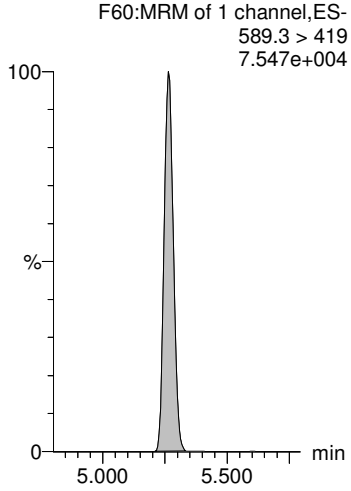

d5-N-EtFOSAA-EIS

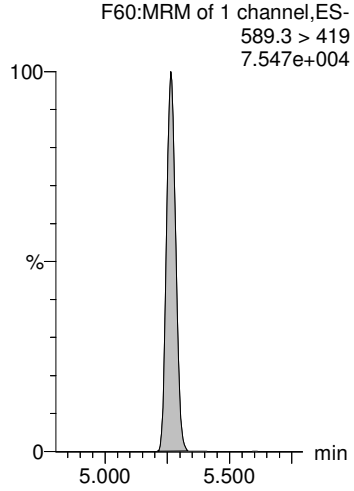

13C2-PFUdA-EIS

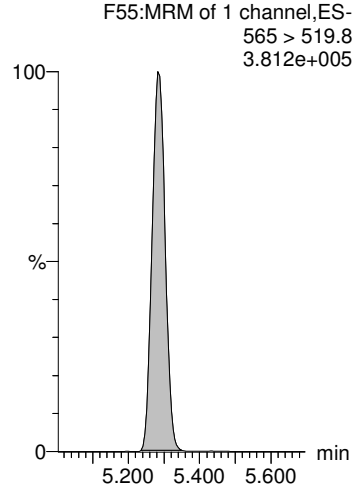

13C8-PFOS-EIS

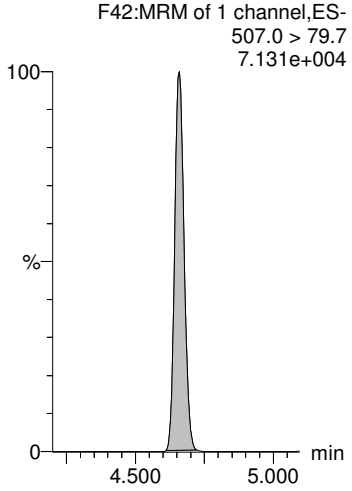

13C2-PFDoA-EIS

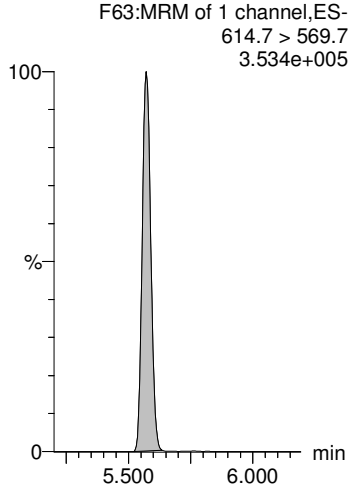

Dataset: P:\PFAS5.PRO\RESULTS\200330P1\200330P1-36.qld

Last Altered: Tuesday, March 31, 2020 14:17:53 Pacific Daylight Time
Printed: Tuesday, March 31, 2020 15:06:50 Pacific Daylight Time

Name: 200330P1-36, Date: 30-Mar-2020, Time: 21:30:52, ID: 2000512-01 EB- well screen 0.125, Description: EB- well screen

10:2 FTS

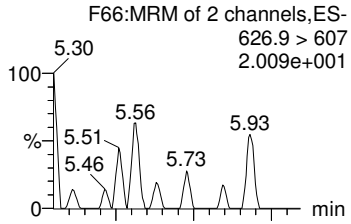

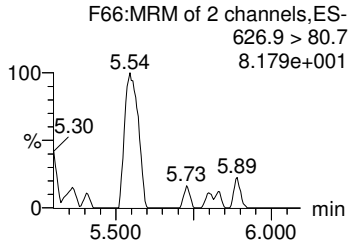

PFDoA

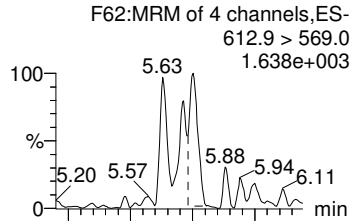

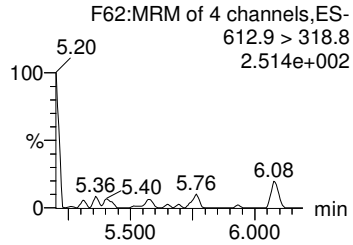

N-MeFOSA

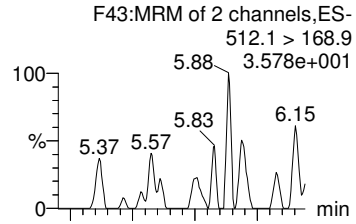

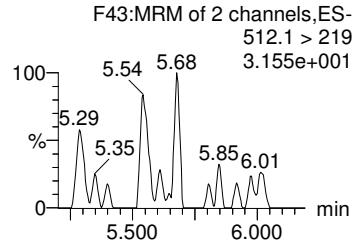

PFTrDA

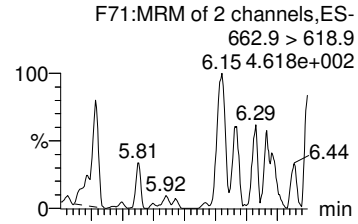

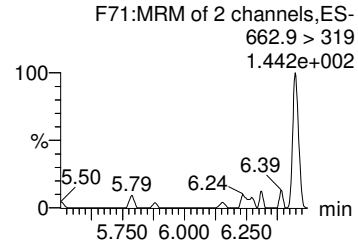

PFDoS

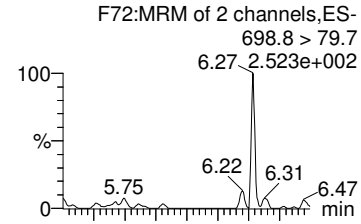

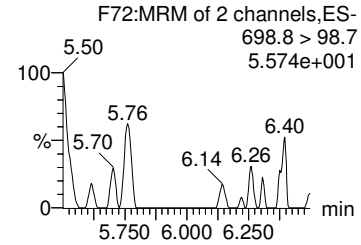

13C2-10:2 FTS-EIS

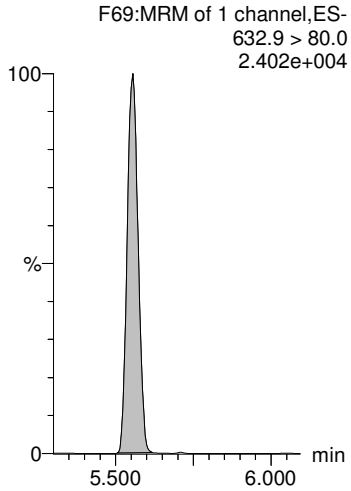

13C2-PFDoA-EIS

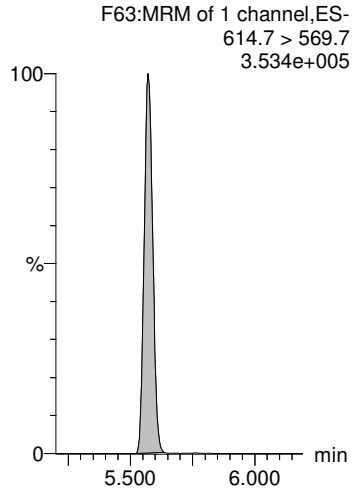

d3-N-MeFOSA-EIS

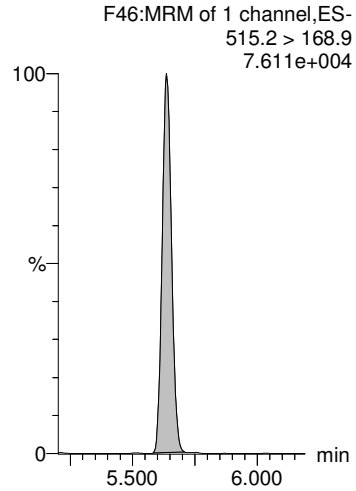

13C2-PFDoA-EIS

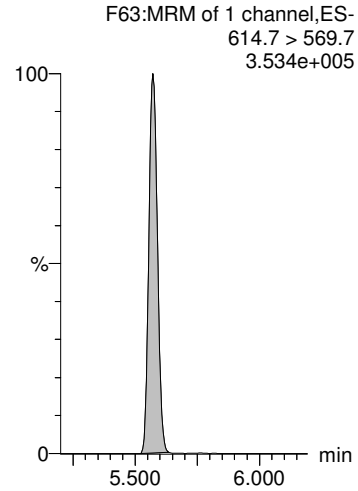

13C2-PFTeDA-EIS

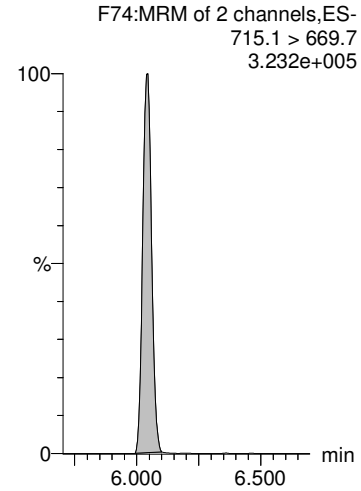

GM 3/31/2020

Dataset: P:\PFAS5.PRO\RESULTS\200330P1\200330P1-36.qld

Last Altered: Tuesday, March 31, 2020 14:17:53 Pacific Daylight Time
Printed: Tuesday, March 31, 2020 15:06:50 Pacific Daylight Time

Name: 200330P1-36, Date: 30-Mar-2020, Time: 21:30:52, ID: 2000512-01 EB- well screen 0.125, Description: EB- well screen

PFTeDA

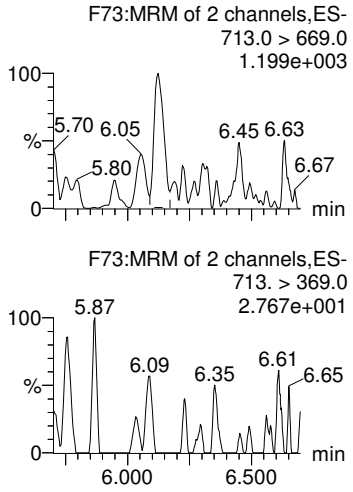

N-EtFOSA

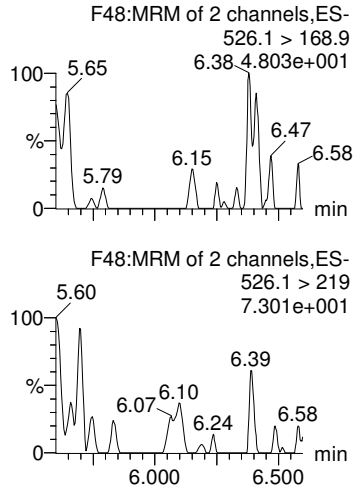

PFHxDA

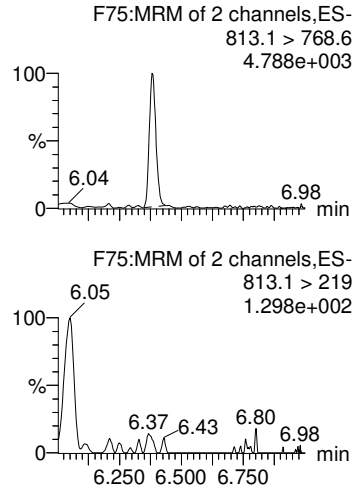

PFODA

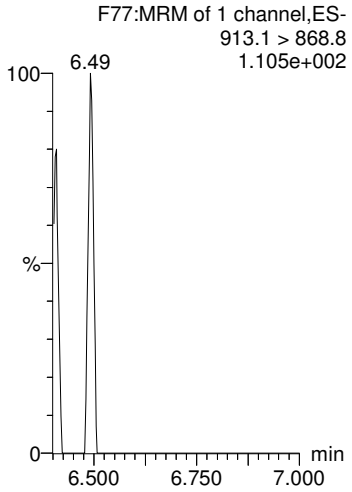

N-MeFOSE

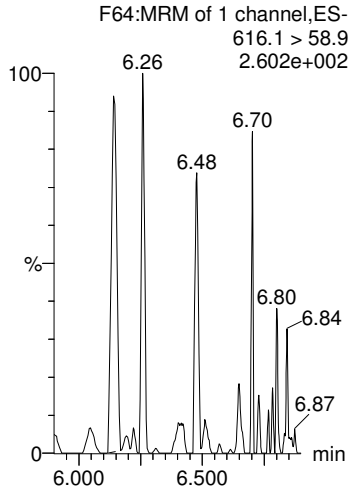

13C2-PFTeDA-EIS

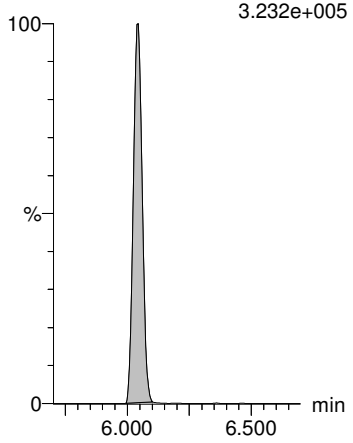

d5-N-ETFOSA-EIS

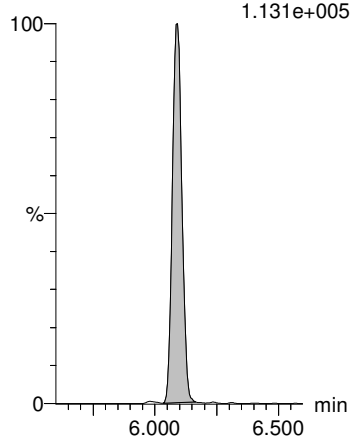

13C2-PFHxDA-EIS

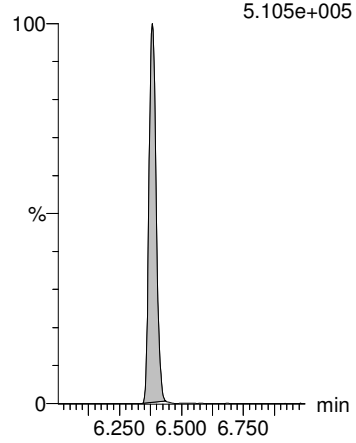

13C2-PFHxDA-EIS

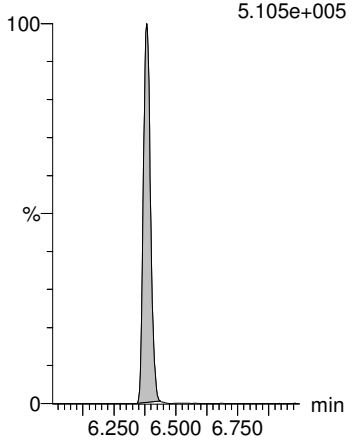

d7-N-MeFOSE-EIS

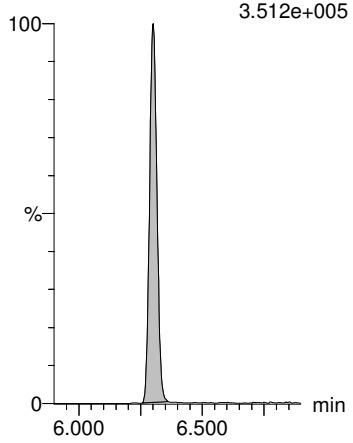

Dataset: P:\PFAS5.PRO\RESULTS\200330P1\200330P1-36.qld

Last Altered: Tuesday, March 31, 2020 14:17:53 Pacific Daylight Time
Printed: Tuesday, March 31, 2020 15:06:50 Pacific Daylight Time

Name: 200330P1-36, Date: 30-Mar-2020, Time: 21:30:52, ID: 2000512-01 EB- well screen 0.125, Description: EB- well screen

N-EtFOSE

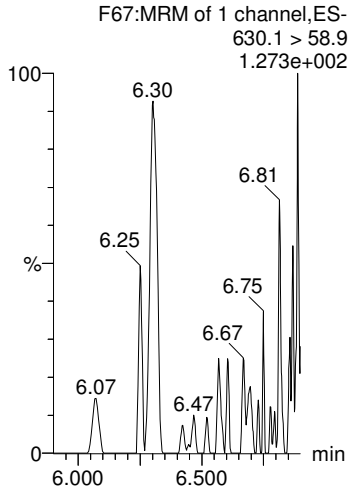

TDCA

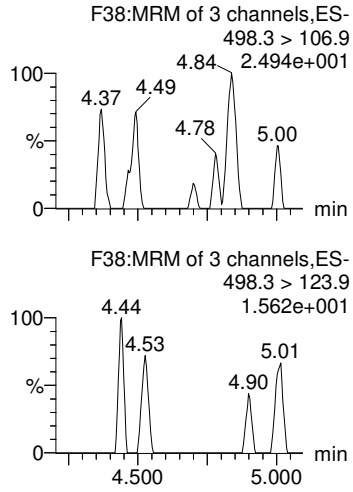

13C4-PFBA

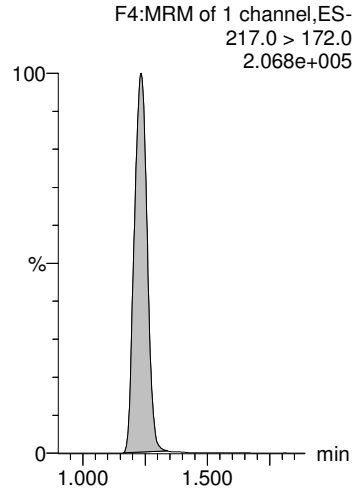

13C8-PFOA

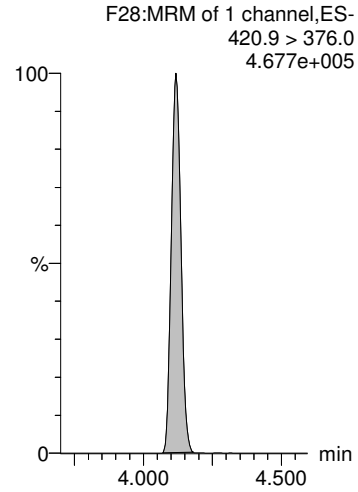

13C5-PFHxA

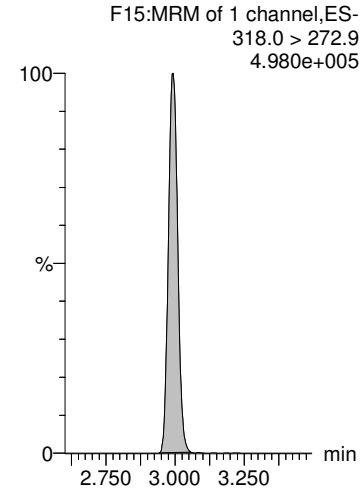

d9-N-EtFOSE-EIS

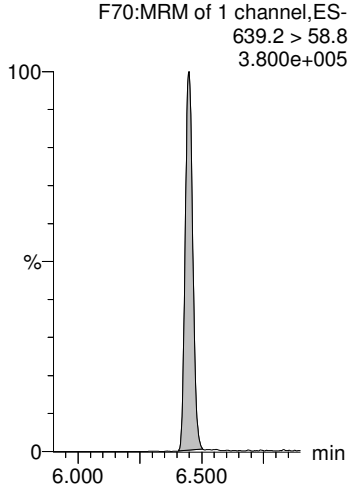

13C8-PFOS-EIS

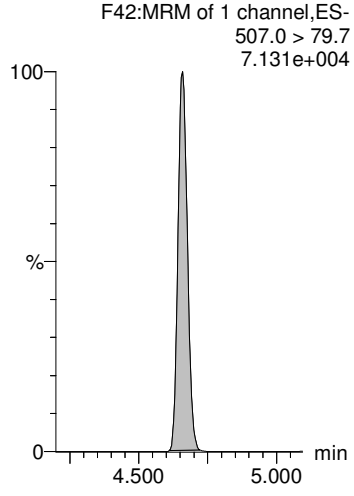

18O2-PFHxS

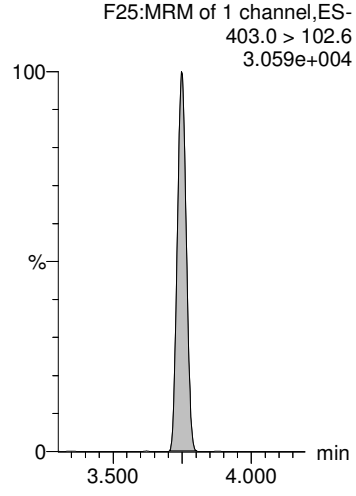

13C4-PFOS

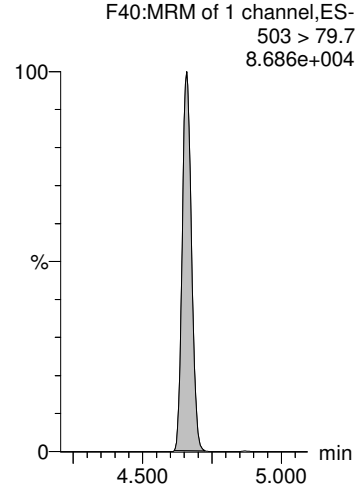

13C6-PFDA

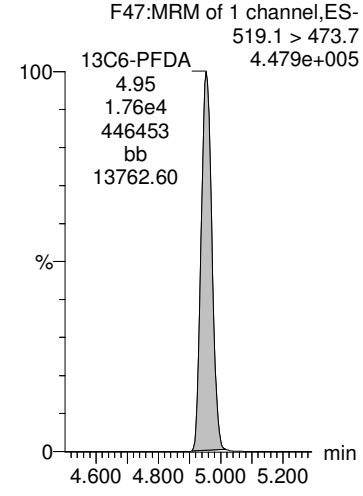

GM 3/31/2020

Dataset: P:\PFAS5.PRO\RESULTS\200330P1\200330P1-36.qld

Last Altered: Tuesday, March 31, 2020 14:17:53 Pacific Daylight Time
Printed: Tuesday, March 31, 2020 15:06:50 Pacific Daylight Time

Name: 200330P1-36, Date: 30-Mar-2020, Time: 21:30:52, ID: 2000512-01 EB- well screen 0.125, Description: EB- well screen

13C9-PFNA

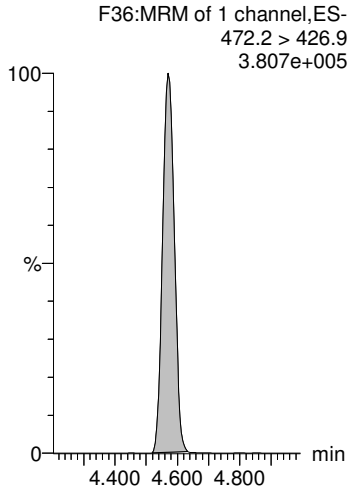

13C7-PFUdA

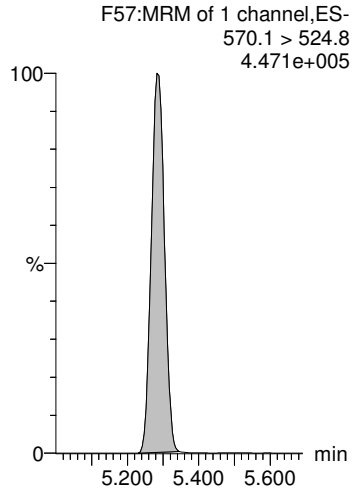

GM 3/31/2020

Dataset: P:\PFAS5.PRO\RESULTS\200330P1\200330P1-37.qld

Last Altered: Tuesday, March 31, 2020 14:20:04 Pacific Daylight Time
Printed: Tuesday, March 31, 2020 15:07:28 Pacific Daylight Time

Name: 200330P1-37, Date: 30-Mar-2020, Time: 21:41:21, ID: 2000512-02 EB- drill rod 0.125, Description: EB- drill rod

	#	Name	Trace	Area	IS Area	wt/vol	Pred.RT	RT	Response	Conc.	%Rec	Ion Ratio	Ratio Out?
1	1	PFBA	213.0 > 168.8		6260.985	0.113	1.24						
2	4	PFPeA	263.1 > 218.9		9751.602	0.113	2.18						
3	5	PFBS	299.0 > 79.7		1076.457	0.113	2.46						YES
4	6	4:2 FTS	327.0 > 307		1481.052	0.113	2.91						YES
5	7	PFHxA	313.0 > 269.0		17118.230	0.113	2.99						YES
6	47	13C3-PFBA-EIS	216.1 > 171.8	6260.985		0.113	1.23	1.24	6260.985	105.2	95.5		
7	49	13C3-PFPeA-EIS	266.0 > 221.8	9751.602		0.113	2.23	2.18	9751.602	88.95	80.7		
8	51	13C3-PFBS-EIS	302.0 > 98.8	1076.457		0.113	2.58	2.46	1076.457	89.90	81.6		
9	55	13C2-4:2 FTS-EIS	329.0 >79.7	1481.052		0.113	2.99	2.91	1481.052	95.72	86.9		
10	57	13C2-PFHxA-EIS	315.0 > 270.0	17118.230		0.113	2.99	2.99	17118.230	86.58	78.6		
11	-1												
12	8	PFPeS	349.>79.7		1076.457	0.113	3.20						YES
13	9	HFPO-DA	285.1 > 168.9		3557.576	0.113	3.21						YES
14	11	PFHpA	363.0 > 318.9		10605.660	0.113	3.60						YES
15	13	L-PFHxS	398.9 > 79.7		2231.225	0.113	3.75						YES
16	1...	Total PFHxS	398.9 > 79.7	0.000	2231.225	0.113	3.93		0.000				
17	51	13C3-PFBS-EIS	302.0 > 98.8	1076.457		0.113	2.58	2.46	1076.457	89.90	81.6		
18	53	13C3-HFPO-DA-EIS	287.0 > 168.9	3557.576		0.113	3.30	3.21	3557.576	87.62	79.5		
19	59	13C4-PFHpA-EIS	367.2 > 321.8	10605.660		0.113	3.64	3.60	10605.660	86.65	78.6		
20	61	13C3-PFHxS-EIS	401.8 > 79.7	2231.225		0.113	3.75	3.75	2231.225	97.86	88.8		
21	61	13C3-PFHxS-EIS	401.8 > 79.7	2231.225		0.113	3.75	3.75	2231.225	97.86	88.8		
22	-1												
23	12	ADONA	376.8 > 250.9		10605.660	0.113	3.69						YES
24	15	6:2 FTS	427.0 > 407		1184.166	0.113	4.06						YES
25	16	L-PFOA	412.8 > 368.9		13733.726	0.113	4.12						YES
26	1...	Total PFOA	412.8 > 368.9	0.000	13733.726	0.113	4.60		0.000				
27	19	PFHpS	449.0 > 79.7		2485.876	0.113	4.27						YES
28	59	13C4-PFHpA-EIS	367.2 > 321.8	10605.660		0.113	3.64	3.60	10605.660	86.65	78.6		
29	63	13C2-6:2 FTS-EIS	429.0 >79.7	1184.166		0.113	4.12	4.06	1184.166	84.21	76.4		
30	69	13C2-PFOA-EIS	414.9 > 369.7	13733.726		0.113	4.12	4.12	13733.726	84.55	76.7		
31	69	13C2-PFOA-EIS	414.9 > 369.7	13733.726		0.113	4.12	4.12	13733.726	84.55	76.7		
32	71	13C8-PFOS-EIS	507.0 > 79.7	2485.876		0.113	4.66	4.66	2485.876	76.50	69.4		
33	-1												
34	21	PFNA	463.0 > 418.8		12774.486	0.113	4.57						YES
35	22	PFOSA	497.9 > 77.9		2655.749	0.113	4.62						YES
36	23	L-PFOS	498.9 > 79.7	35.546	2485.876	0.113	4.66	4.66	0.179	2.762		9.019	YES

GM 3/31/2020

Dataset: P:\PFAS5.PRO\RESULTS\200330P1\200330P1-37.qld

Last Altered: Tuesday, March 31, 2020 14:20:04 Pacific Daylight Time
Printed: Tuesday, March 31, 2020 15:07:28 Pacific Daylight Time

Name: 200330P1-37, Date: 30-Mar-2020, Time: 21:41:21, ID: 2000512-02 EB- drill rod 0.125, Description: EB- drill rod

	#	Name	Trace	Area	IS Area	wt/vol	Pred.RT	RT	Response	Conc.	%Rec	Ion Ratio	Ratio Out?
37	1...	Total PFOS	498.9 > 79.7	35.546	2485.876	0.113	5.13		0.179	2.762			
38	25	9Cl-PF30NS	531 > 351		2485.876	0.113	4.86						YES
39	65	13C5-PFNA-EIS	468.2 > 422.9	12774.486		0.113	4.57	4.57	12774.486	86.54	78.5		
40	67	13C8-PFOSA-EIS	506 > 78	2655.749		0.113	4.63	4.62	2655.749	65.78	59.7		
41	71	13C8-PFOS-EIS	507.0 > 79.7	2485.876		0.113	4.66	4.66	2485.876	76.50	69.4		
42	71	13C8-PFOS-EIS	507.0 > 79.7	2485.876		0.113	4.66	4.66	2485.876	76.50	69.4		
43	71	13C8-PFOS-EIS	507.0 > 79.7	2485.876		0.113	4.66	4.66	2485.876	76.50	69.4		
44	-1												
45	26	PFDA	513 > 468.8		13461.284	0.113	4.95						YES
46	27	8:2 FTS	526.9 > 506.8		1125.097	0.113	4.92						YES
47	28	PFNS	549.1 > 79.7		2485.876	0.113	5.00						YES
48	29	L-MeFOSAA	570 > 419		2501.740	0.113	5.10						YES
49	1...	Total N-MeFOSAA	570. > 419	0.000	2501.740	0.113	5.19		0.000				
50	73	13C2-PFDA-EIS	515.1 > 469.9	13461.284		0.113	4.95	4.95	13461.284	83.87	76.1		
51	75	13C2-8:2 FTS-EIS	529 > 79.7	1125.097		0.113	4.91	4.92	1125.097	92.97	84.4		
52	71	13C8-PFOS-EIS	507.0 > 79.7	2485.876		0.113	4.66	4.66	2485.876	76.50	69.4		
53	77	d3-N-MeFOSAA-EIS	573.3 > 419	2501.740		0.113	5.11	5.10	2501.740	114.6	104.0		
54	77	d3-N-MeFOSAA-EIS	573.3 > 419	2501.740		0.113	5.11	5.10	2501.740	114.6	104.0		
55	-1												
56	31	L-EtFOSAA	584.1 > 419		3608.022	0.113	5.26						YES
57	1...	Total N-EtFOSAA	584.1 > 419	0.000	3608.022	0.113	5.37		0.000				
58	33	PFUdA	563.0 > 518.9		15445.294	0.113	5.28						YES
59	34	PFDS	598.8 > 79.7		2485.876	0.113	5.28						YES
60	35	11Cl-PF30UdS	630.9 > 450.9		13591.260	0.113	5.50						YES
61	81	d5-N-EtFOSAA-EIS	589.3 > 419	3608.022		0.113	5.25	5.26	3608.022	88.73	80.5		
62	81	d5-N-EtFOSAA-EIS	589.3 > 419	3608.022		0.113	5.25	5.26	3608.022	88.73	80.5		
63	79	13C2-PFUdA-EIS	565 > 519.8	15445.294		0.113	5.28	5.28	15445.294	82.08	74.5		
64	71	13C8-PFOS-EIS	507.0 > 79.7	2485.876		0.113	4.66	4.66	2485.876	76.50	69.4		
65	83	13C2-PFDoA-EIS	614.7 > 569.7	13591.260		0.113	5.55	5.57	13591.260	82.37	74.8		
66	-1												
67	36	10:2 FTS	626.9 > 607	5.173	842.404	0.113	5.55	5.56	0.077	0.3228		0.566	NO
68	37	PFDoA	612.9 > 569.0		13591.260	0.113	5.57						YES
69	38	N-MeFOSA	512.1 > 168.9		5551.093	0.113	5.63						YES
70	39	PFTrDA	662.9 > 618.9		13591.260	0.113	5.82						YES
71	40	PFDoS	698.8 > 79.7		11527.892	0.113	5.85						YES
72	85	13C2-10:2 FTS-EIS	632.9 > 80.0	842.404		0.113	5.50	5.55	842.404	80.22	72.8		

GM 3/31/2020

Dataset: P:\PFAS5.PRO\RESULTS\200330P1\200330P1-37.qld

Last Altered: Tuesday, March 31, 2020 14:20:04 Pacific Daylight Time
Printed: Tuesday, March 31, 2020 15:07:28 Pacific Daylight Time

Name: 200330P1-37, Date: 30-Mar-2020, Time: 21:41:21, ID: 2000512-02 EB- drill rod 0.125, Description: EB- drill rod

	#	Name	Trace	Area	IS Area	wt/vol	Pred.RT	RT	Response	Conc.	%Rec	Ion Ratio	Ratio Out?
73	83	13C2-PFDoA-EIS	614.7 > 569.7	13591.260		0.113	5.55	5.57	13591.260	82.37	74.8		
74	87	d3-N-MeFOSA-EIS	515.2 > 168.9	5551.093		0.113	5.45	5.64	5551.093	380.9	29.0		
75	83	13C2-PFDoA-EIS	614.7 > 569.7	13591.260		0.113	5.55	5.57	13591.260	82.37	74.8		
76	89	13C2-PFTeDA-EIS	715.1 > 669.7	11527.892		0.113	5.98	6.04	11527.892	65.70	59.6		
77	-1												
78	41	PFTeDA	713.0 > 669.0		11527.892	0.113	6.04						YES
79	42	N-EtFOSA	526.1 > 168.9		8527.700	0.113	6.07						YES
80	43	PFHxDA	813.1 > 768.6		12092.063	0.113	6.38						YES
81	44	PFODA	913.1 > 868.8		12092.063	0.113	6.59						
82	45	N-MeFOSE	616.1 > 58.9		11654.715	0.113	6.30						
83	89	13C2-PFTeDA-EIS	715.1 > 669.7	11527.892		0.113	5.98	6.04	11527.892	65.70	59.6		
84	91	d5-N-ETFOSA-EIS	531.1 > 168.9	8527.700		0.113	5.81	6.09	8527.700	369.5	28.1		
85	93	13C2-PFHxDA-EIS	815 > 769.7	12092.063		0.113	6.26	6.38	12092.063	46.75	42.4		
86	93	13C2-PFHxDA-EIS	815 > 769.7	12092.063		0.113	6.26	6.38	12092.063	46.75	42.4		
87	95	d7-N-MeFOSE-EIS	623.1 > 58.9	11654.715		0.113	5.95	6.30	11654.715	587.4	44.7		
88	-1												
89	46	N-EtFOSE	630.1 > 58.9		13344.367	0.113	6.45						
90	1...	TDCA	498.3>106.9			0.113	4.04						YES
91	99	13C4-PFBA	217.0 > 172.0	11271.969	11271.969	0.113	1.27	1.23	12.500	110.2	100.0		
92	1...	13C8-PFOA	420.9 > 376.0	17184.518	17184.518	0.113	4.13	4.12	12.500	110.2	100.0		
93	1...	13C5-PFHxA	318.0 > 272.9	17913.764	17913.764	0.113	3.00	2.99	12.500	110.2	100.0		
94	97	d9-N-EtFOSE-EIS	639.2 > 58.8	13344.367		0.113	6.15	6.45	13344.367	617.4	47.0		
95	71	13C8-PFOS-EIS	507.0 > 79.7	2485.876		0.113	4.66	4.66	2485.876	76.50	69.4		
96	1...	18O2-PFHxS	403.0 > 102.6	915.655	915.655	0.113	3.76	3.75	12.500	110.2	100.0		
97	1...	13C4-PFOS	503 > 79.7	2708.040	2708.040	0.113	4.67	4.66	12.500	110.2	100.0		
98	1...	13C6-PFDA	519.1 > 473.7	14865.566	14865.566	0.113	4.96	4.95	12.500	110.2	100.0		
99	-1												
100	1...	13C9-PFNA	472.2 > 426.9	14644.161	14644.161	0.113	4.58	4.57	12.500	110.2	100.0		
101	1...	13C7-PFUdA	570.1 > 524.8	16319.672	16319.672	0.113	5.29	5.28	12.500	110.2	100.0		

GM 3/31/2020

Dataset: P:\PFAS5.PRO\RESULTS\200330P1\200330P1-37.qld

Last Altered: Tuesday, March 31, 2020 14:20:04 Pacific Daylight Time
Printed: Tuesday, March 31, 2020 15:07:28 Pacific Daylight Time

Method: P:\PFAS5.PRO\MethDB\NEW_PFAS_80C_033020.mdb 31 Mar 2020 07:57:04
Calibration: P:\PFAS5.PRO\CurveDB\C18_VAL-PFAS_Q5_03-30-20.cdb 31 Mar 2020 10:07:05

Name: 200330P1-37, Date: 30-Mar-2020, Time: 21:41:21, ID: 2000512-02 EB- drill rod 0.125, Description: EB- drill rod

PFBA

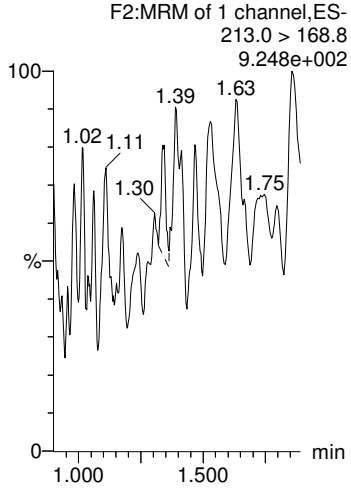

PFPeA

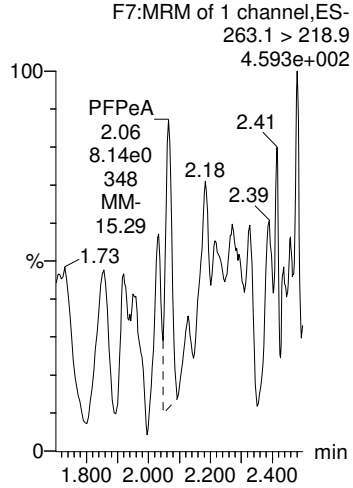

PFBS

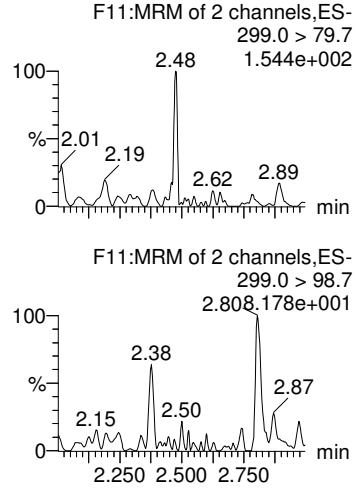

4:2 FTS

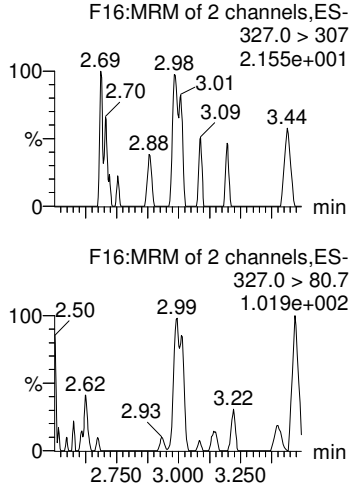

PFHxA

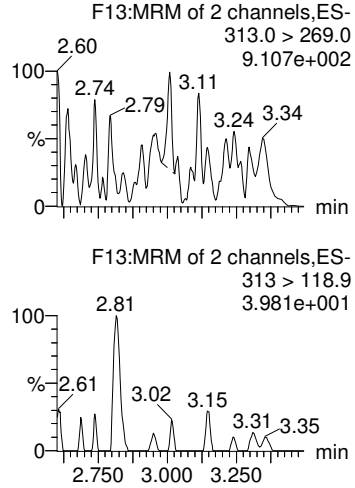

13C3-PFBA-EIS

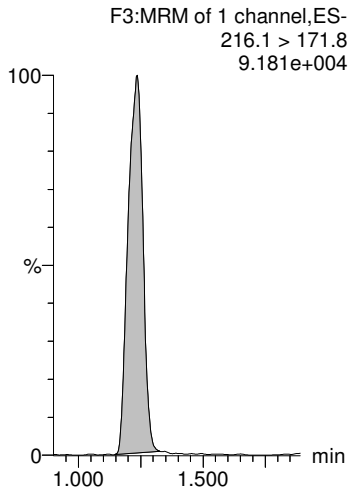

13C3-PFPeA-EIS

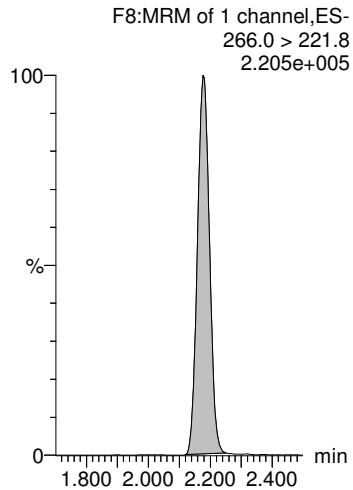

13C3-PFBS-EIS

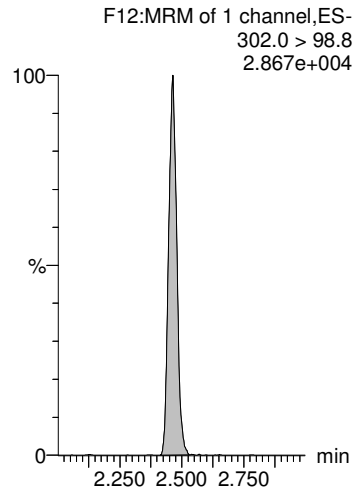

13C2-4:2 FTS-EIS

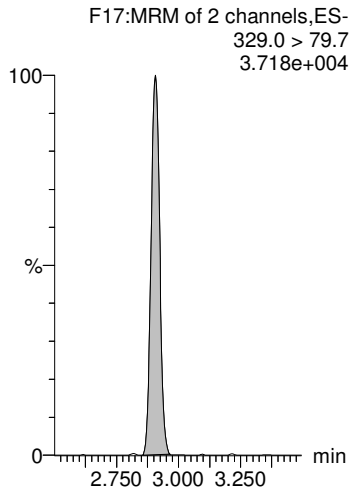

13C2-PFHxA-EIS

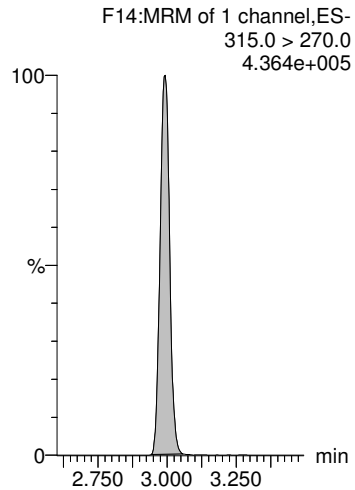

Dataset: P:\PFAS5.PRO\RESULTS\200330P1\200330P1-37.qld

Last Altered: Tuesday, March 31, 2020 14:20:04 Pacific Daylight Time
Printed: Tuesday, March 31, 2020 15:07:28 Pacific Daylight Time

Name: 200330P1-37, Date: 30-Mar-2020, Time: 21:41:21, ID: 2000512-02 EB- drill rod 0.125, Description: EB- drill rod

PFPeS

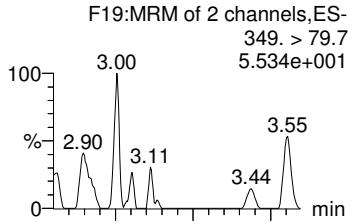

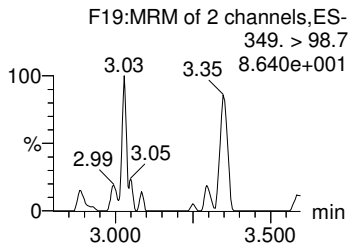

HFPO-DA

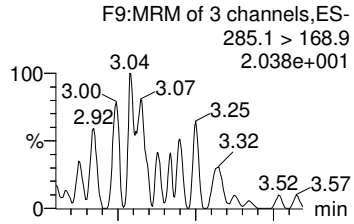

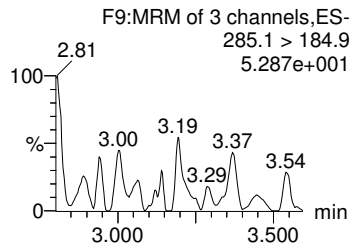

PFHpA

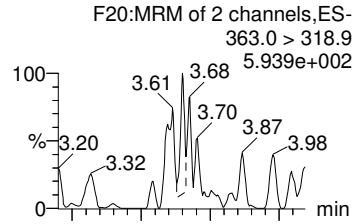

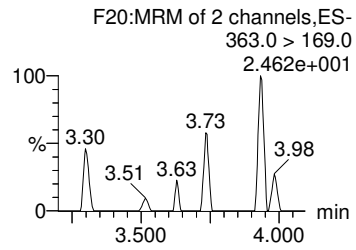

L-PFHxS

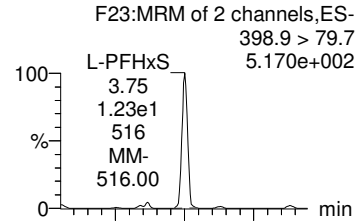

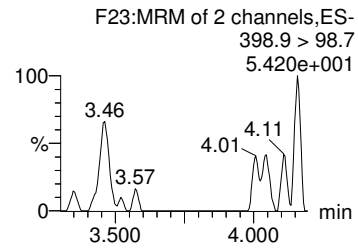

Total PFHxS

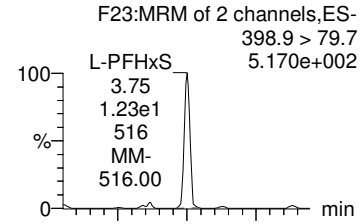

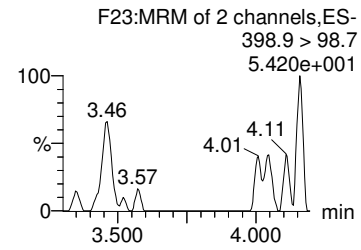

13C3-PFBS-EIS

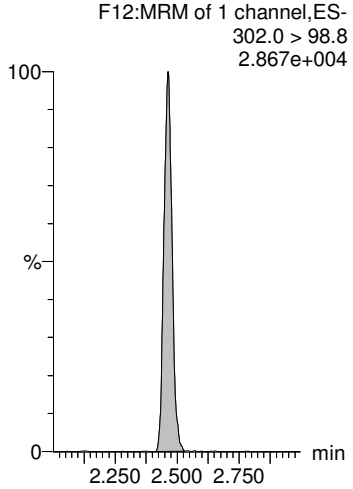

13C3-HFPO-DA-EIS

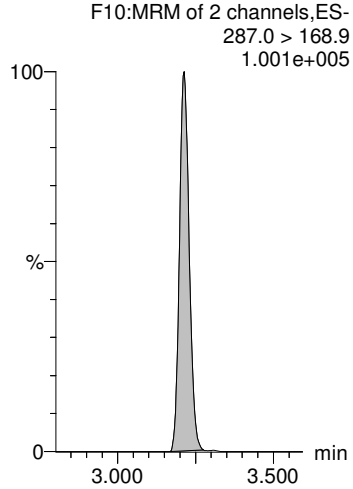

13C4-PFHpA-EIS

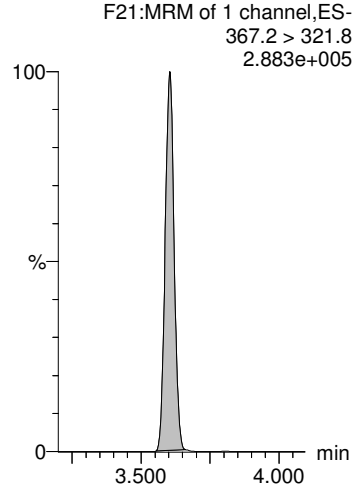

13C3-PFHxS-EIS

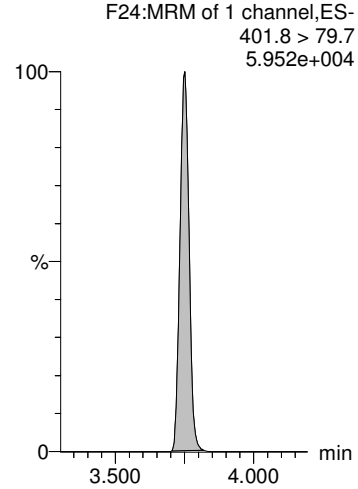

13C3-PFHxS-EIS

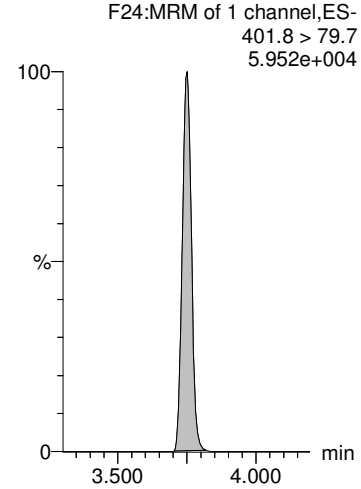

Dataset: P:\PFAS5.PRO\RESULTS\200330P1\200330P1-37.qld

Last Altered: Tuesday, March 31, 2020 14:20:04 Pacific Daylight Time
Printed: Tuesday, March 31, 2020 15:07:28 Pacific Daylight Time

Name: 200330P1-37, Date: 30-Mar-2020, Time: 21:41:21, ID: 2000512-02 EB- drill rod 0.125, Description: EB- drill rod

ADONA

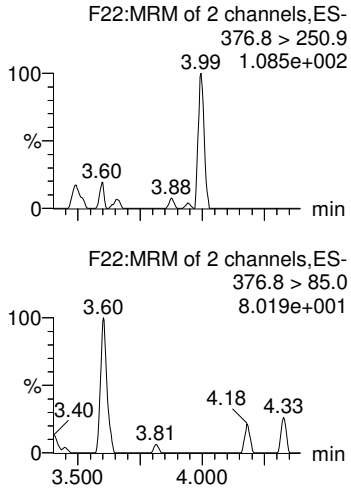

6:2 FTS

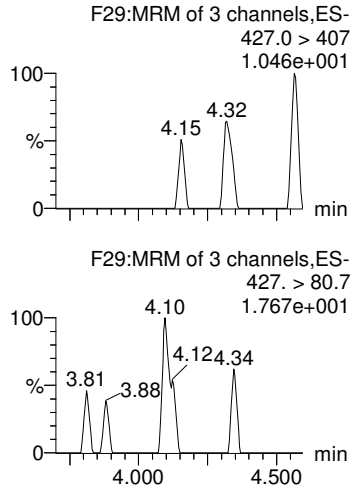

L-PFOA

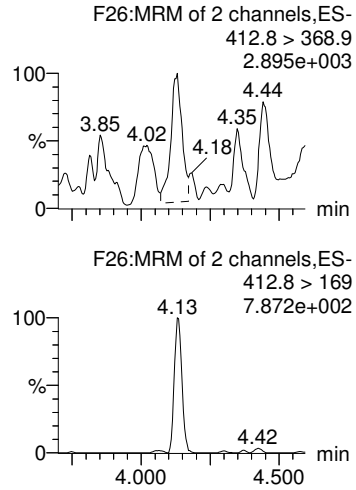

Total PFOA

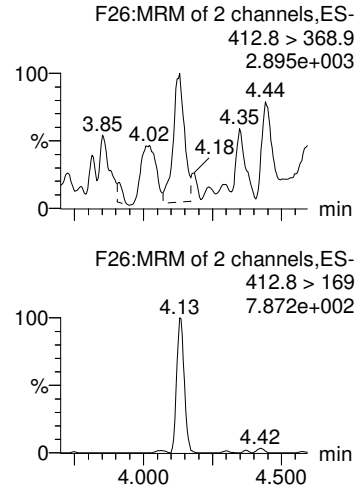

PFHpS

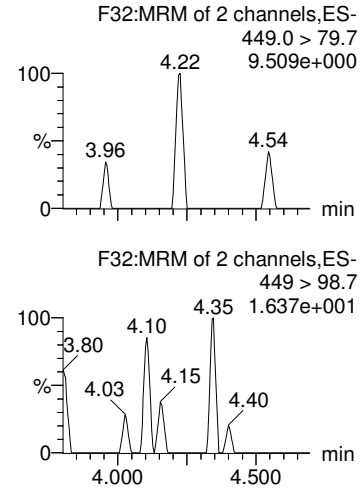

13C4-PFHpA-EIS

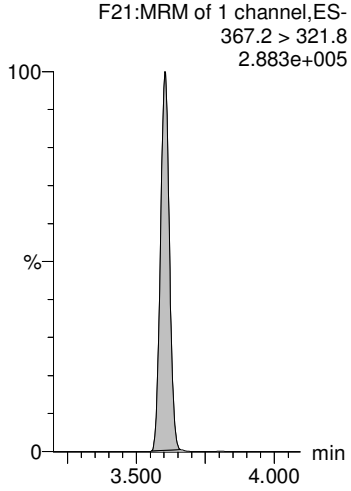

13C2-6:2 FTS-EIS

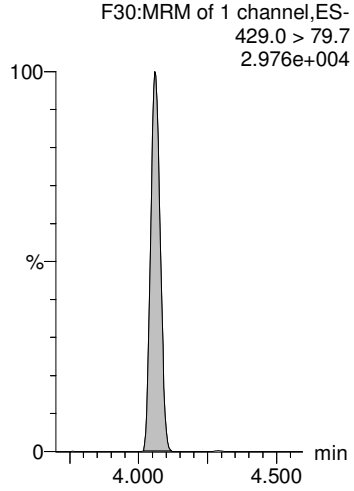

13C2-PFOA-EIS

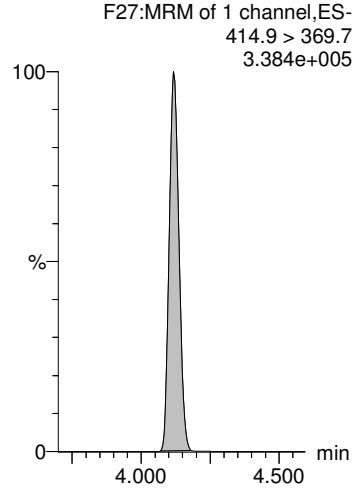

13C2-PFOA-EIS

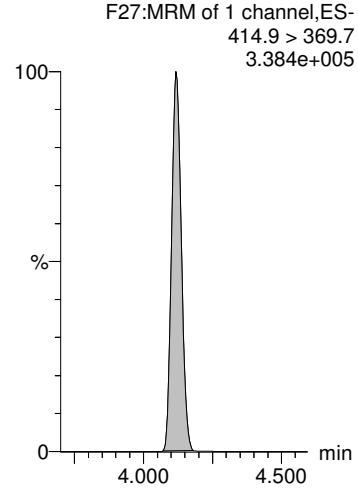

13C8-PFOS-EIS

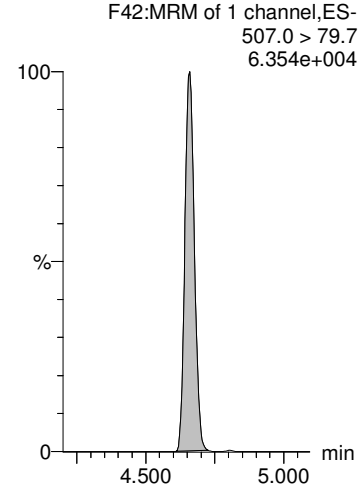

GM 3/31/2020

Dataset: P:\PFAS5.PRO\RESULTS\200330P1\200330P1-37.qld

Last Altered: Tuesday, March 31, 2020 14:20:04 Pacific Daylight Time
Printed: Tuesday, March 31, 2020 15:07:28 Pacific Daylight Time

Name: 200330P1-37, Date: 30-Mar-2020, Time: 21:41:21, ID: 2000512-02 EB- drill rod 0.125, Description: EB- drill rod

PFNA

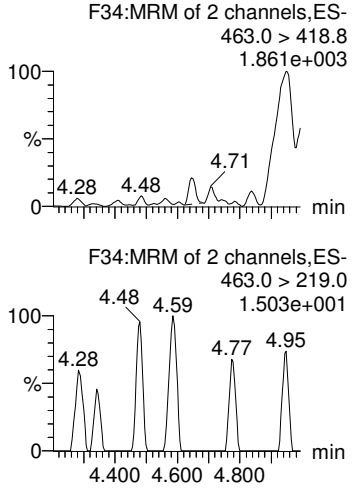

PFOSA

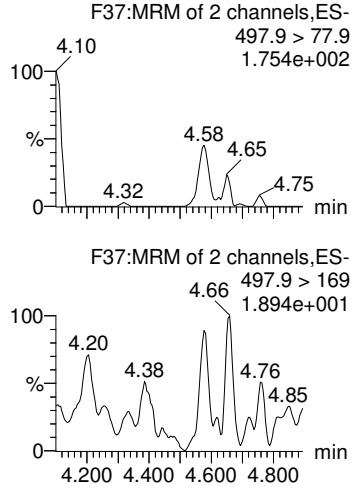

L-PFOS

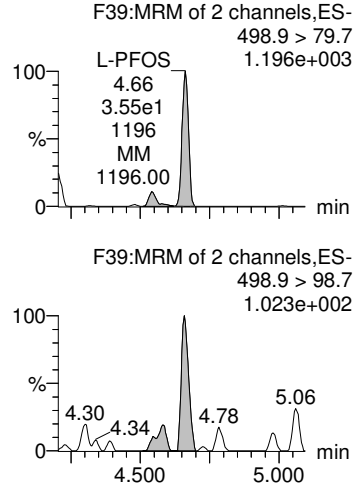

Total PFOS

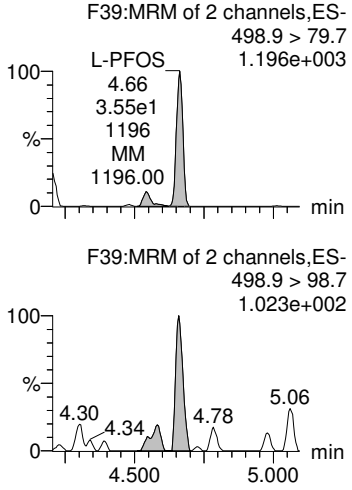

9Cl-PF30NS

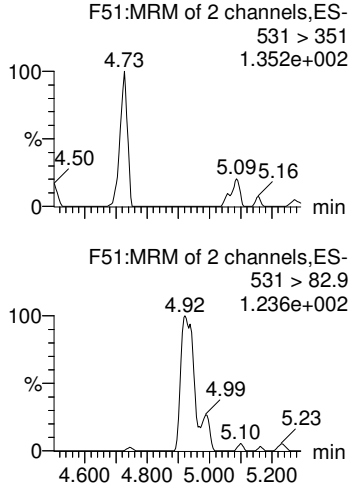

13C5-PFNA-EIS

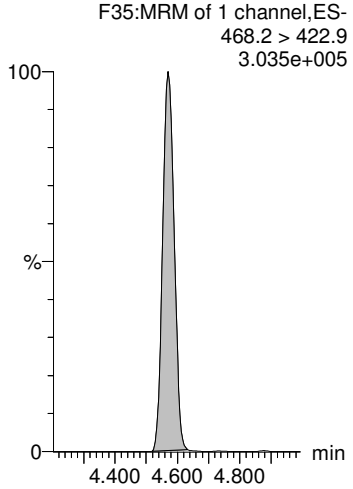

13C8-PFOSA-EIS

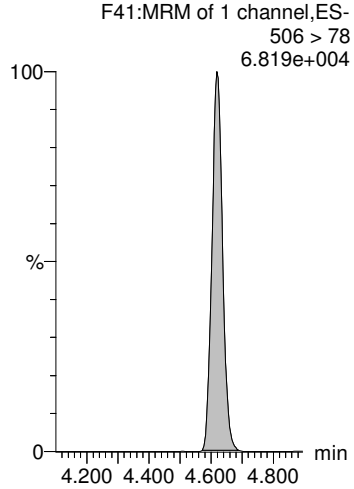

13C8-PFOS-EIS

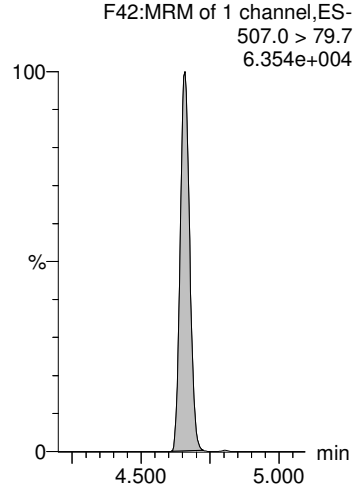

13C8-PFOS-EIS

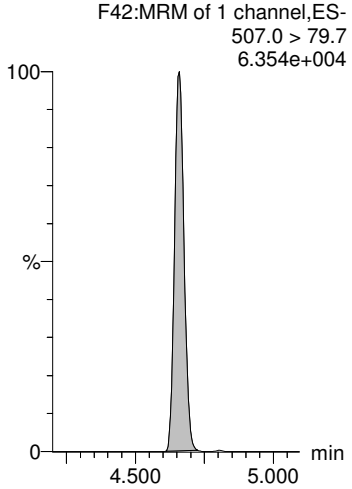

13C8-PFOS-EIS

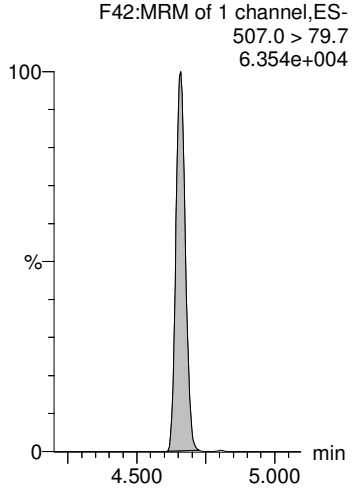

GM 3/31/2020

Dataset: P:\PFAS5.PRO\RESULTS\200330P1\200330P1-37.qld

Last Altered: Tuesday, March 31, 2020 14:20:04 Pacific Daylight Time
Printed: Tuesday, March 31, 2020 15:07:28 Pacific Daylight Time

Name: 200330P1-37, Date: 30-Mar-2020, Time: 21:41:21, ID: 2000512-02 EB- drill rod 0.125, Description: EB- drill rod

PFDA

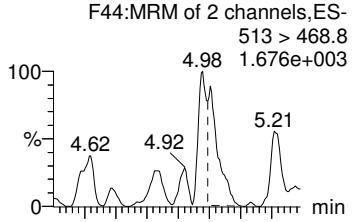

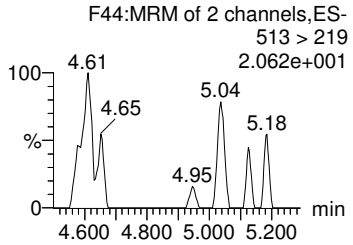

8:2 FTS

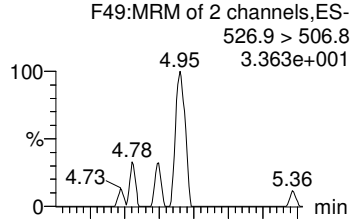

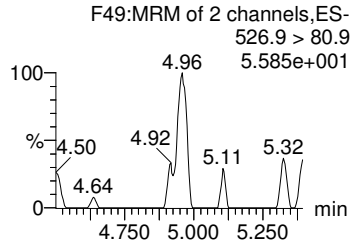

PFNS

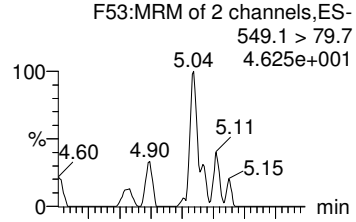

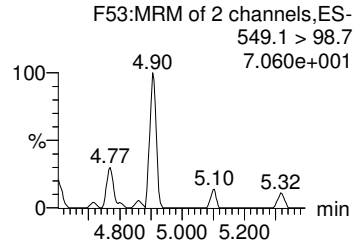

L-MeFOSAA

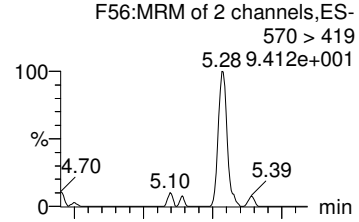

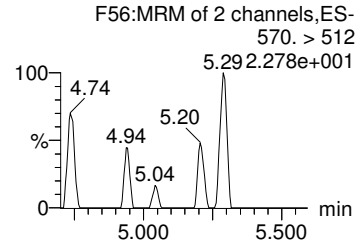

Total N-MeFOSAA

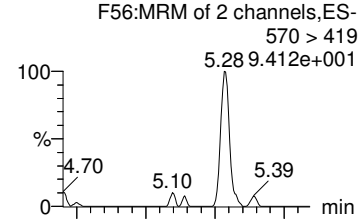

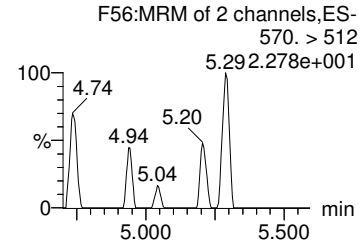

13C2-PFDA-EIS

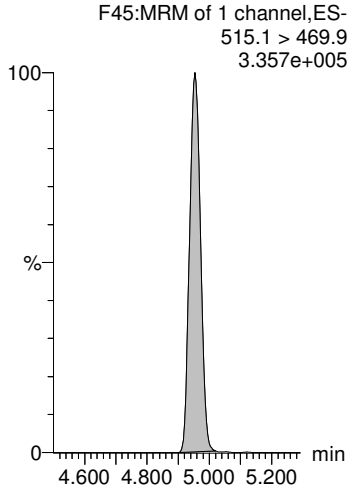

13C2-8:2 FTS-EIS

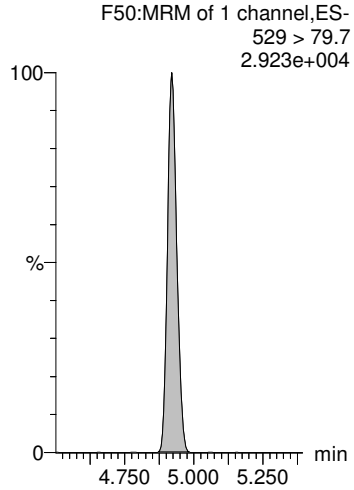

13C8-PFOS-EIS

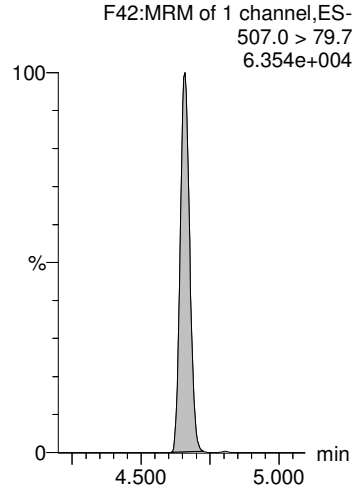

d3-N-MeFOSAA-EIS

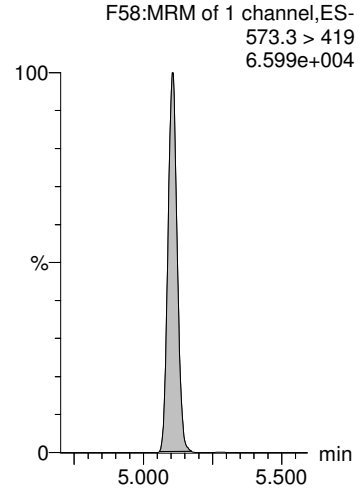

d3-N-MeFOSAA-EIS

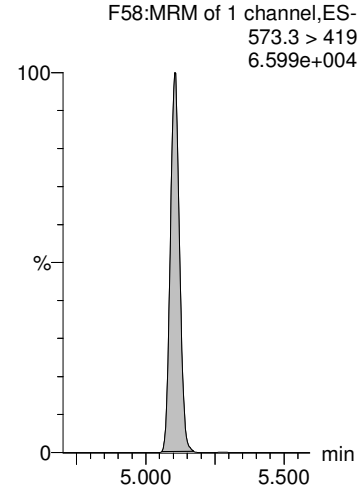

Dataset: P:\PFAS5.PRO\RESULTS\200330P1\200330P1-37.qld

Last Altered: Tuesday, March 31, 2020 14:20:04 Pacific Daylight Time
Printed: Tuesday, March 31, 2020 15:07:28 Pacific Daylight Time

Name: 200330P1-37, Date: 30-Mar-2020, Time: 21:41:21, ID: 2000512-02 EB- drill rod 0.125, Description: EB- drill rod

L-EtFOSAA

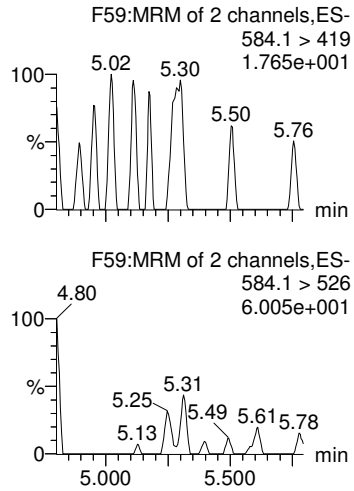

Total N-EtFOSAA

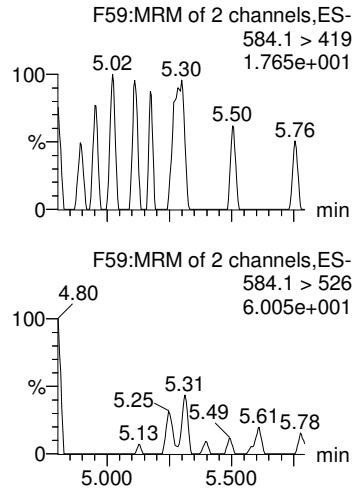

PFUdA

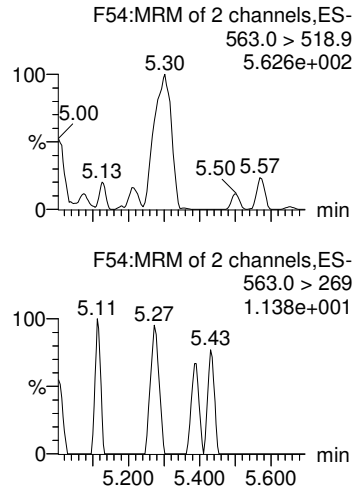

PFDS

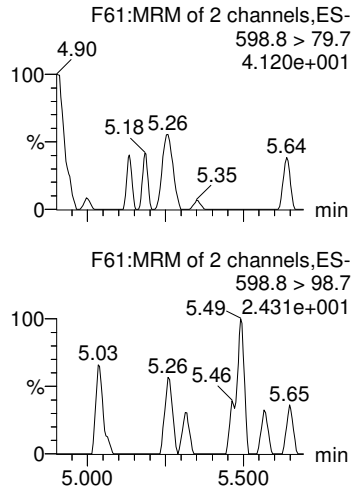

11Cl-PF30UdS

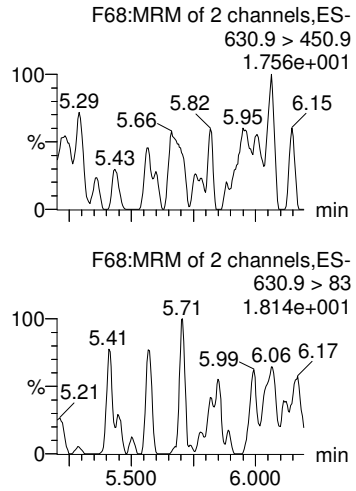

d5-N-EtFOSAA-EIS

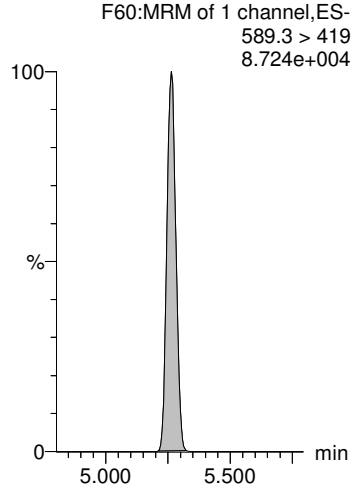

d5-N-EtFOSAA-EIS

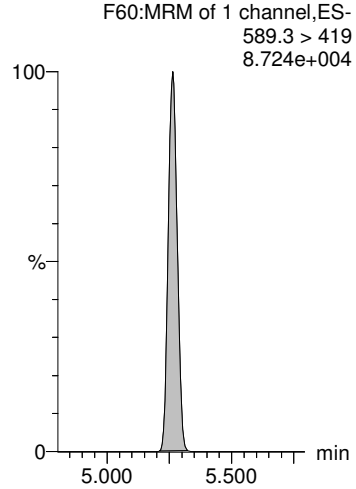

13C2-PFUdA-EIS

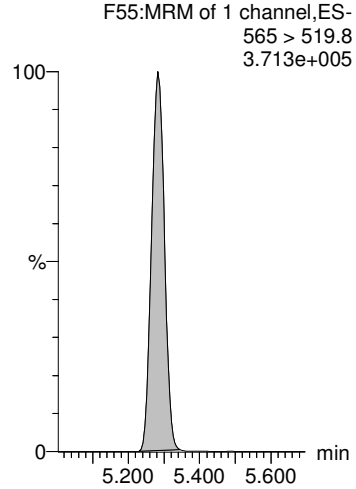

13C8-PFOS-EIS

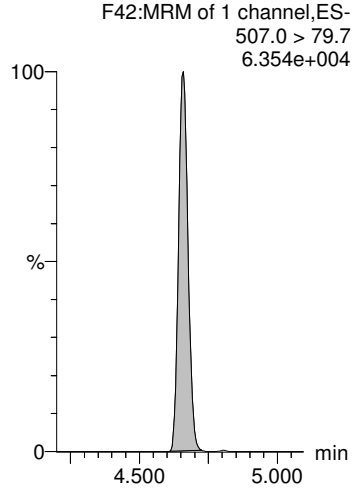

13C2-PFDoA-EIS

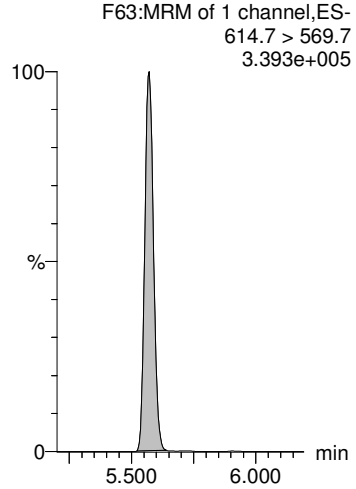

GM 3/31/2020

Dataset: P:\PFAS5.PRO\RESULTS\200330P1\200330P1-37.qld

Last Altered: Tuesday, March 31, 2020 14:20:04 Pacific Daylight Time
Printed: Tuesday, March 31, 2020 15:07:28 Pacific Daylight Time

Name: 200330P1-37, Date: 30-Mar-2020, Time: 21:41:21, ID: 2000512-02 EB- drill rod 0.125, Description: EB- drill rod

10:2 FTS

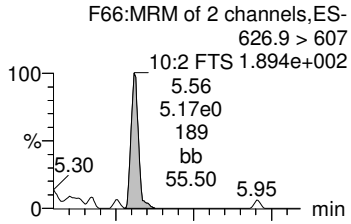

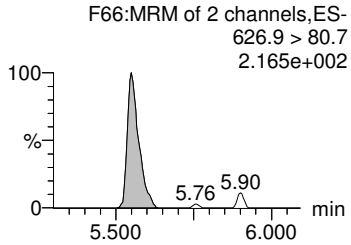

PFDoA

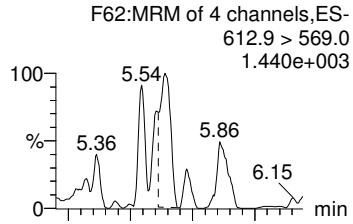

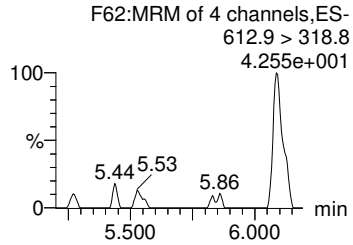

N-MeFOSA

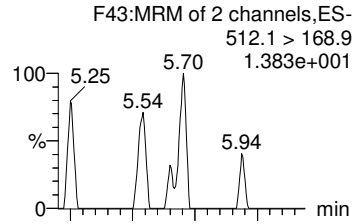

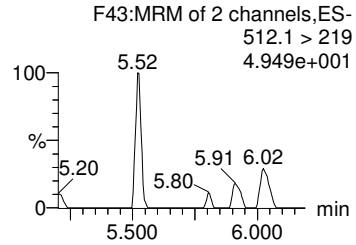

PFTrDA

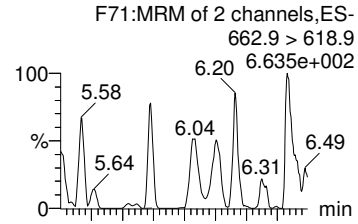

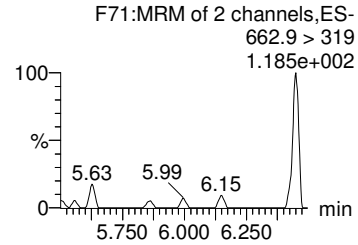

PFDoS

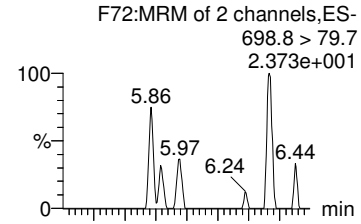

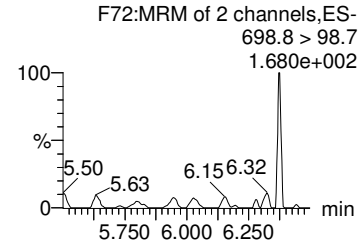

13C2-10:2 FTS-EIS

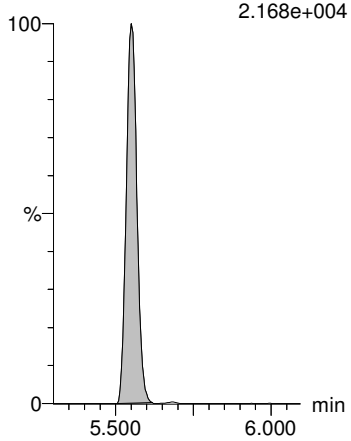

13C2-PFDoA-EIS

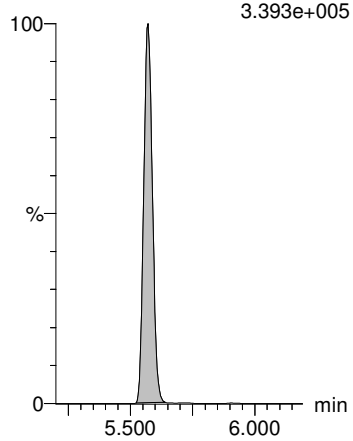

d3-N-MeFOSA-EIS

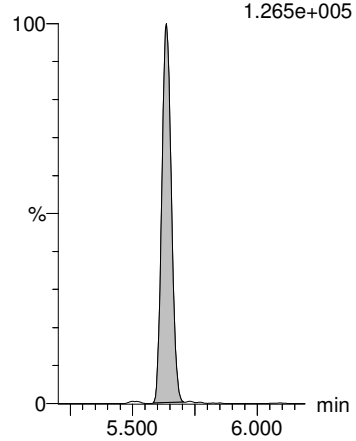

13C2-PFDoA-EIS

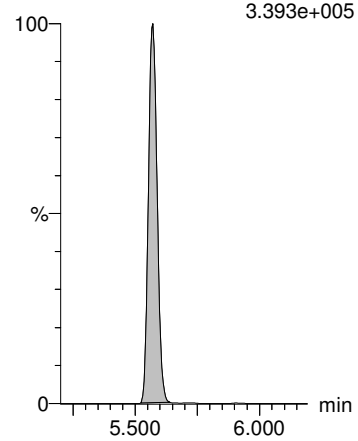

13C2-PFTeDA-EIS

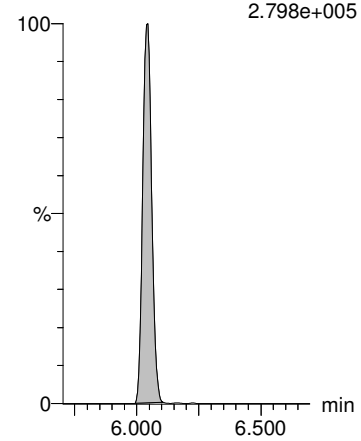

GM 3/31/2020

Dataset: P:\PFAS5.PRO\RESULTS\200330P1\200330P1-37.qld

Last Altered: Tuesday, March 31, 2020 14:20:04 Pacific Daylight Time
Printed: Tuesday, March 31, 2020 15:07:28 Pacific Daylight Time

Name: 200330P1-37, Date: 30-Mar-2020, Time: 21:41:21, ID: 2000512-02 EB- drill rod 0.125, Description: EB- drill rod

PFTeDA

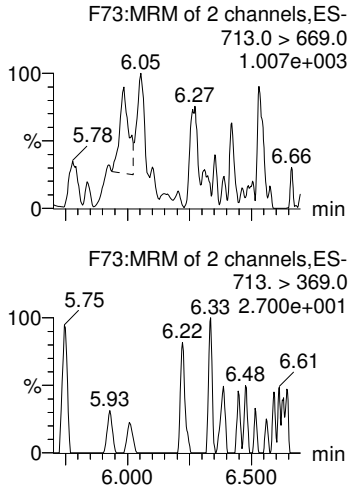

N-EtFOSA

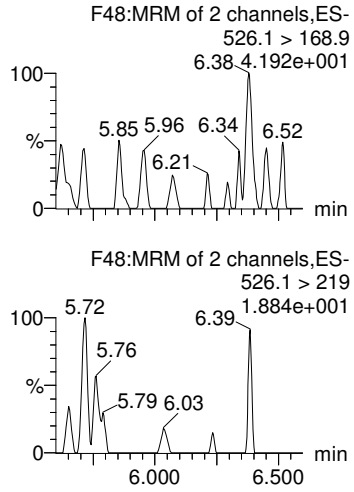

PFHxDA

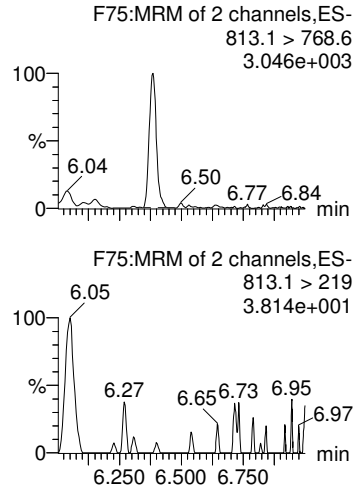

PFODA

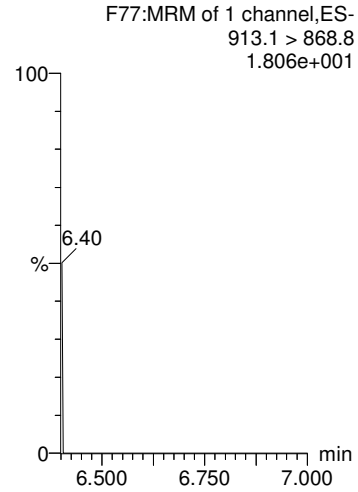

N-MeFOSE

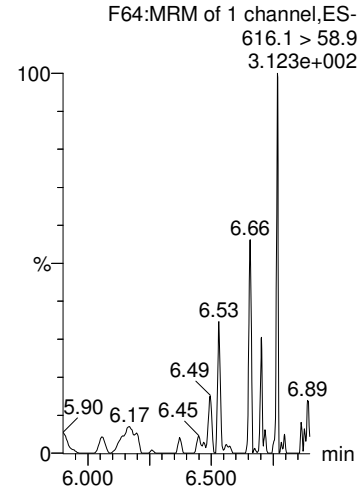

13C2-PFTeDA-EIS

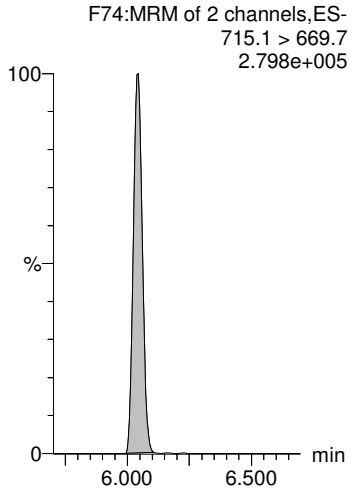

d5-N-ETFOSA-EIS

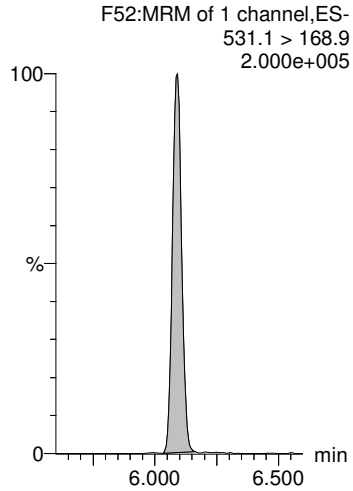

13C2-PFHxDA-EIS

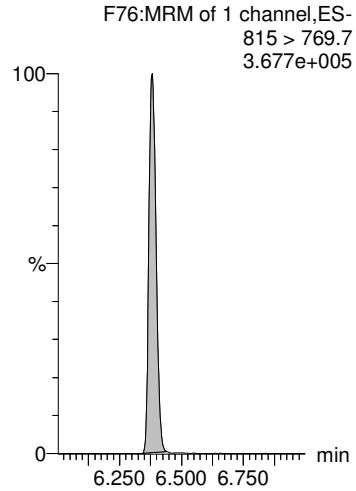

13C2-PFHxDA-EIS

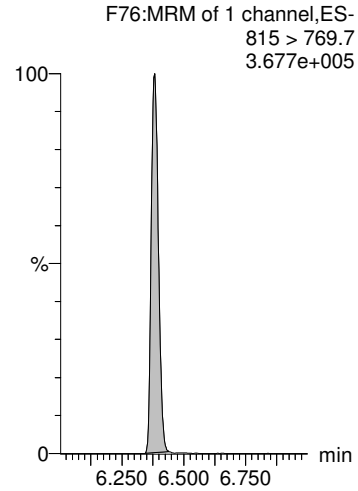

d7-N-MeFOSE-EIS

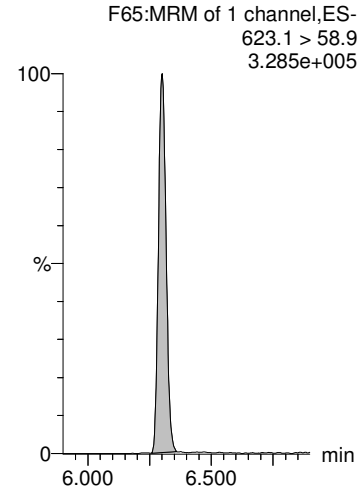

Dataset: P:\PFAS5.PRO\RESULTS\200330P1\200330P1-37.qld

Last Altered: Tuesday, March 31, 2020 14:20:04 Pacific Daylight Time
Printed: Tuesday, March 31, 2020 15:07:28 Pacific Daylight Time

Name: 200330P1-37, Date: 30-Mar-2020, Time: 21:41:21, ID: 2000512-02 EB- drill rod 0.125, Description: EB- drill rod

N-EtFOSE

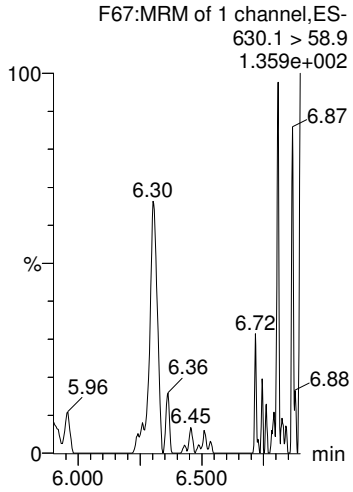

TDCA

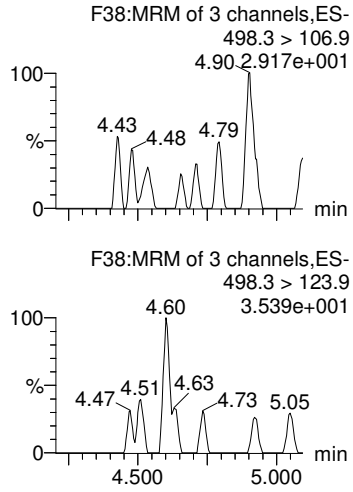

13C4-PFBA

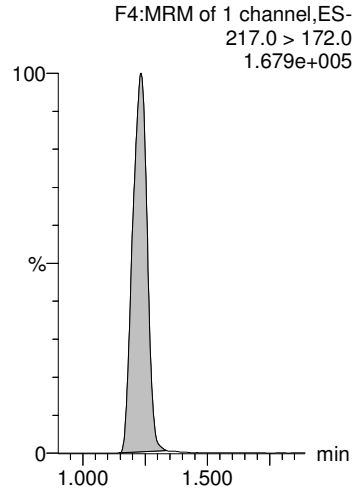

13C8-PFOA

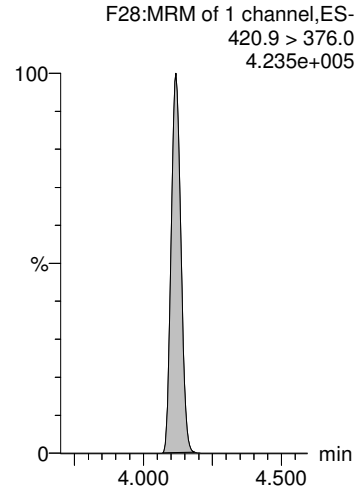

13C5-PFHxA

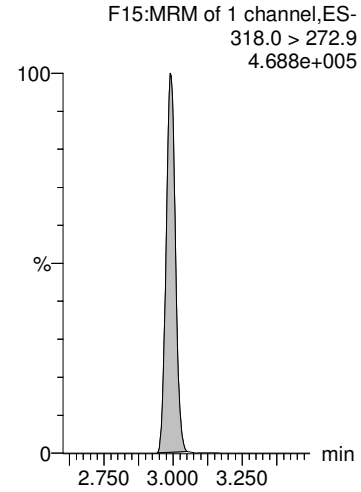

d9-N-EtFOSE-EIS

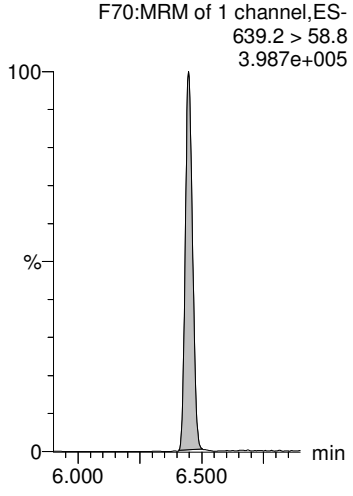

13C8-PFOS-EIS

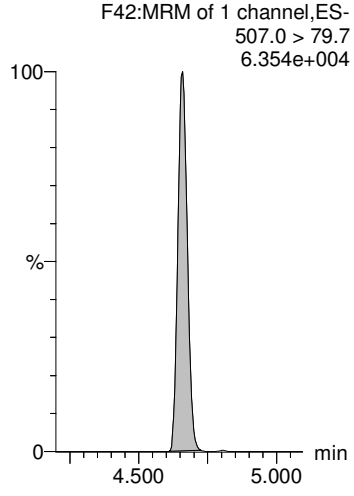

18O2-PFHxS

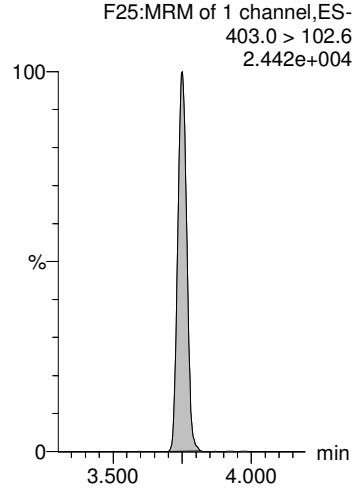

13C4-PFOS

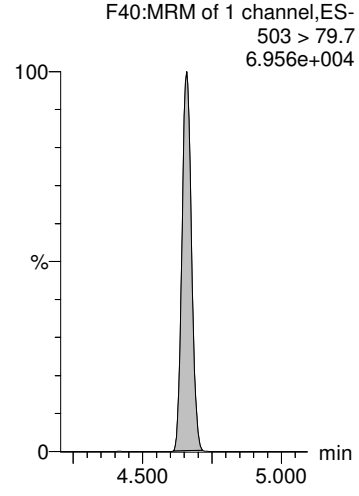

13C6-PFDA

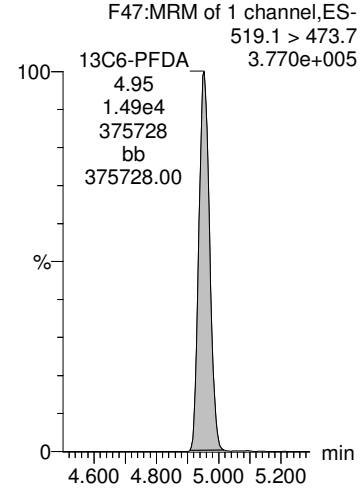

GM 3/31/2020

Dataset: P:\PFAS5.PRO\RESULTS\200330P1\200330P1-37.qld

Last Altered: Tuesday, March 31, 2020 14:20:04 Pacific Daylight Time
Printed: Tuesday, March 31, 2020 15:07:28 Pacific Daylight Time

Name: 200330P1-37, Date: 30-Mar-2020, Time: 21:41:21, ID: 2000512-02 EB- drill rod 0.125, Description: EB- drill rod

13C9-PFNA

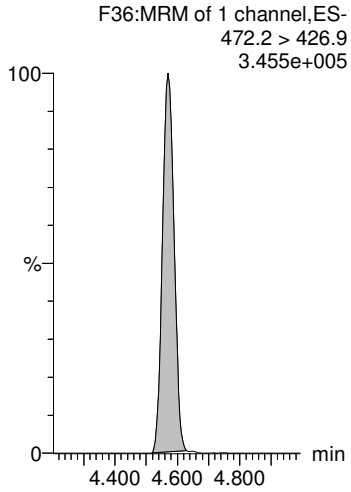

13C7-PFUdA

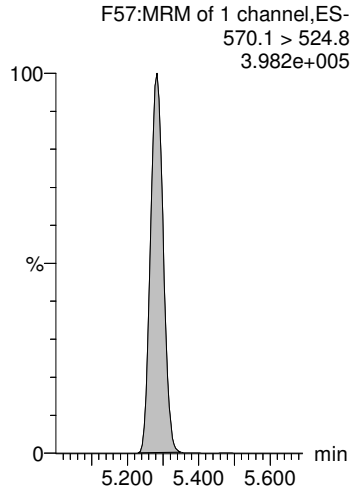

GM 3/31/2020

Dataset: P:\PFAS5.PRO\RESULTS\200330P1\200330P1-38.qld

Last Altered: Tuesday, March 31, 2020 14:26:32 Pacific Daylight Time
Printed: Tuesday, March 31, 2020 15:08:09 Pacific Daylight Time

Name: 200330P1-38, Date: 30-Mar-2020, Time: 21:51:53, ID: 2000512-03 Field Blank 0.125, Description: Field Blank

	#	Name	Trace	Area	IS Area	wt/vol	Pred.RT	RT	Response	Conc.	%Rec	Ion Ratio	Ratio Out?
1	1	PFBA	213.0 > 168.8		7171.409	0.111	1.24						
2	4	PFPeA	263.1 > 218.9		10970.271	0.111	2.18						
3	5	PFBS	299.0 > 79.7		1224.941	0.111	2.46						YES
4	6	4:2 FTS	327.0 > 307		1653.951	0.111	2.91						YES
5	7	PFHxA	313.0 > 269.0		19076.982	0.111	2.99						YES
6	47	13C3-PFBA-EIS	216.1 > 171.8	7171.409		0.111	1.23	1.24	7171.409	123.5	109.4		
7	49	13C3-PFPeA-EIS	266.0 > 221.8	10970.271		0.111	2.23	2.18	10970.271	102.5	90.8		
8	51	13C3-PFBS-EIS	302.0 > 98.8	1224.941		0.111	2.58	2.46	1224.941	104.8	92.9		
9	55	13C2-4:2 FTS-EIS	329.0 >79.7	1653.951		0.111	2.99	2.91	1653.951	109.5	97.0		
10	57	13C2-PFHxA-EIS	315.0 > 270.0	19076.982		0.111	2.99	2.99	19076.982	98.86	87.6		
11	-1												
12	8	PFPeS	349.>79.7		1224.941	0.111	3.20						YES
13	9	HFPO-DA	285.1 > 168.9		4085.011	0.111	3.21						YES
14	11	PFHpA	363.0 > 318.9		11888.903	0.111	3.60						YES
15	13	L-PFHxS	398.9 > 79.7		2548.906	0.111	3.75						YES
16	1...	Total PFHxS	398.9 > 79.7	0.000	2548.906	0.111	3.93		0.000				
17	51	13C3-PFBS-EIS	302.0 > 98.8	1224.941		0.111	2.58	2.46	1224.941	104.8	92.9		
18	53	13C3-HFPO-DA-EIS	287.0 > 168.9	4085.011		0.111	3.30	3.21	4085.011	103.1	91.3		
19	59	13C4-PFHpA-EIS	367.2 > 321.8	11888.903		0.111	3.64	3.60	11888.903	99.53	88.2		
20	61	13C3-PFHxS-EIS	401.8 > 79.7	2548.906		0.111	3.75	3.75	2548.906	114.5	101.5		
21	61	13C3-PFHxS-EIS	401.8 > 79.7	2548.906		0.111	3.75	3.75	2548.906	114.5	101.5		
22	-1												
23	12	ADONA	376.8 > 250.9		11888.903	0.111	3.69						YES
24	15	6:2 FTS	427.0 > 407		1552.405	0.111	4.06						YES
25	16	L-PFOA	412.8 > 368.9		16230.734	0.111	4.12						YES
26	1...	Total PFOA	412.8 > 368.9	0.000	16230.734	0.111	4.60		0.000				
27	19	PFHpS	449.0 > 79.7		2919.207	0.111	4.27						YES
28	59	13C4-PFHpA-EIS	367.2 > 321.8	11888.903		0.111	3.64	3.60	11888.903	99.53	88.2		
29	63	13C2-6:2 FTS-EIS	429.0 >79.7	1552.405		0.111	4.12	4.06	1552.405	113.1	100.2		
30	69	13C2-PFOA-EIS	414.9 > 369.7	16230.734		0.111	4.12	4.12	16230.734	102.4	90.7		
31	69	13C2-PFOA-EIS	414.9 > 369.7	16230.734		0.111	4.12	4.12	16230.734	102.4	90.7		
32	71	13C8-PFOS-EIS	507.0 > 79.7	2919.207		0.111	4.66	4.66	2919.207	92.05	81.5		
33	-1												
34	21	PFNA	463.0 > 418.8		15130.167	0.111	4.57						YES
35	22	PFOSA	497.9 > 77.9		2599.116	0.111	4.62						YES
36	23	L-PFOS	498.9 > 79.7		2919.207	0.111	4.66						YES

GM 3/31/2020

Dataset: P:\PFAS5.PRO\RESULTS\200330P1\200330P1-38.qld

Last Altered: Tuesday, March 31, 2020 14:26:32 Pacific Daylight Time
Printed: Tuesday, March 31, 2020 15:08:09 Pacific Daylight Time

Name: 200330P1-38, Date: 30-Mar-2020, Time: 21:51:53, ID: 2000512-03 Field Blank 0.125, Description: Field Blank

	#	Name	Trace	Area	IS Area	wt/vol	Pred.RT	RT	Response	Conc.	%Rec	Ion Ratio	Ratio Out?
37	1...	Total PFOS	498.9 > 79.7	0.000	2919.207	0.111	5.13		0.000				
38	25	9Cl-PF30NS	531 > 351		2919.207	0.111	4.86						YES
39	65	13C5-PFNA-EIS	468.2 > 422.9	15130.167		0.111	4.57	4.57	15130.167	105.0	93.0		
40	67	13C8-PFOSA-EIS	506 > 78	2599.116		0.111	4.63	4.62	2599.116	65.97	58.4		
41	71	13C8-PFOS-EIS	507.0 > 79.7	2919.207		0.111	4.66	4.66	2919.207	92.05	81.5		
42	71	13C8-PFOS-EIS	507.0 > 79.7	2919.207		0.111	4.66	4.66	2919.207	92.05	81.5		
43	71	13C8-PFOS-EIS	507.0 > 79.7	2919.207		0.111	4.66	4.66	2919.207	92.05	81.5		
44	-1												
45	26	PFDA	513 > 468.8		16830.158	0.111	4.95						YES
46	27	8:2 FTS	526.9 > 506.8		1344.238	0.111	4.92						YES
47	28	PFNS	549.1 > 79.7		2919.207	0.111	5.00						YES
48	29	L-MeFOSAA	570 > 419		2388.117	0.111	5.11						YES
49	1...	Total N-MeFOSAA	570. > 419	0.000	2388.117	0.111	5.19		0.000				
50	73	13C2-PFDA-EIS	515.1 > 469.9	16830.158		0.111	4.95	4.95	16830.158	107.5	95.2		
51	75	13C2-8:2 FTS-EIS	529 > 79.7	1344.238		0.111	4.91	4.92	1344.238	113.8	100.8		
52	71	13C8-PFOS-EIS	507.0 > 79.7	2919.207		0.111	4.66	4.66	2919.207	92.05	81.5		
53	77	d3-N-MeFOSAA-EIS	573.3 > 419	2388.117		0.111	5.11	5.11	2388.117	112.1	99.3		
54	77	d3-N-MeFOSAA-EIS	573.3 > 419	2388.117		0.111	5.11	5.11	2388.117	112.1	99.3		
55	-1												
56	31	L-EtFOSAA	584.1 > 419	56.976	3211.857	0.111	5.27	5.28	0.222	1.550		1.908	YES
57	1...	Total N-EtFOSAA	584.1 > 419	56.976	3211.857	0.111	5.37		0.222	1.550			
58	33	PFUdA	563.0 > 518.9		17162.969	0.111	5.28						YES
59	34	PFDS	598.8 > 79.7		2919.207	0.111	5.28						YES
60	35	11Cl-PF30UdS	630.9 > 450.9		15515.518	0.111	5.50						YES
61	81	d5-N-EtFOSAA-EIS	589.3 > 419	3211.857		0.111	5.25	5.27	3211.857	80.93	71.7		
62	81	d5-N-EtFOSAA-EIS	589.3 > 419	3211.857		0.111	5.25	5.27	3211.857	80.93	71.7		
63	79	13C2-PFUdA-EIS	565 > 519.8	17162.969		0.111	5.28	5.28	17162.969	93.46	82.8		
64	71	13C8-PFOS-EIS	507.0 > 79.7	2919.207		0.111	4.66	4.66	2919.207	92.05	81.5		
65	83	13C2-PFDoA-EIS	614.7 > 569.7	15515.518		0.111	5.55	5.57	15515.518	96.35	85.4		
66	-1												
67	36	10:2 FTS	626.9 > 607		1076.156	0.111	5.55						YES
68	37	PFDoA	612.9 > 569.0		15515.518	0.111	5.57						YES
69	38	N-MeFOSA	512.1 > 168.9		4379.213	0.111	5.63						YES
70	39	PFTrDA	662.9 > 618.9		15515.518	0.111	5.82						YES
71	40	PFDoS	698.8 > 79.7		14191.171	0.111	5.85						YES
72	85	13C2-10:2 FTS-EIS	632.9 > 80.0	1076.156		0.111	5.50	5.55	1076.156	105.0	93.0		

GM 3/31/2020

Dataset: P:\PFAS5.PRO\RESULTS\200330P1\200330P1-38.qld

Last Altered: Tuesday, March 31, 2020 14:26:32 Pacific Daylight Time
Printed: Tuesday, March 31, 2020 15:08:09 Pacific Daylight Time

Name: 200330P1-38, Date: 30-Mar-2020, Time: 21:51:53, ID: 2000512-03 Field Blank 0.125, Description: Field Blank

	#	Name	Trace	Area	IS Area	wt/vol	Pred.RT	RT	Response	Conc.	%Rec	Ion Ratio	Ratio Out?
73	83	13C2-PFDoA-EIS	614.7 > 569.7	15515.518		0.111	5.55	5.57	15515.518	96.35	85.4		
74	87	d3-N-MeFOSA-EIS	515.2 > 168.9	4379.213		0.111	5.45	5.64	4379.213	307.9	22.9		
75	83	13C2-PFDoA-EIS	614.7 > 569.7	15515.518		0.111	5.55	5.57	15515.518	96.35	85.4		
76	89	13C2-PFTeDA-EIS	715.1 > 669.7	14191.171		0.111	5.98	6.04	14191.171	82.87	73.4		
77	-1												
78	41	PFTeDA	713.0 > 669.0		14191.171	0.111	6.04						YES
79	42	N-EtFOSA	526.1 > 168.9		6735.949	0.111	6.07						YES
80	43	PFHxDA	813.1 > 768.6		17441.488	0.111	6.38						YES
81	44	PFODA	913.1 > 868.8		17441.488	0.111	6.59						
82	45	N-MeFOSE	616.1 > 58.9		13332.318	0.111	6.30						
83	89	13C2-PFTeDA-EIS	715.1 > 669.7	14191.171		0.111	5.98	6.04	14191.171	82.87	73.4		
84	91	d5-N-ETFOSA-EIS	531.1 > 168.9	6735.949		0.111	5.81	6.09	6735.949	299.1	22.2		
85	93	13C2-PFHxDA-EIS	815 > 769.7	17441.488		0.111	6.26	6.38	17441.488	69.09	61.2		
86	93	13C2-PFHxDA-EIS	815 > 769.7	17441.488		0.111	6.26	6.38	17441.488	69.09	61.2		
87	95	d7-N-MeFOSE-EIS	623.1 > 58.9	13332.318		0.111	5.95	6.30	13332.318	688.6	51.1		
88	-1												
89	46	N-EtFOSE	630.1 > 58.9		14872.810	0.111	6.45						
90	1...	TDCA	498.3>106.9			0.111	4.04						YES
91	99	13C4-PFBA	217.0 > 172.0	12276.271	12276.271	0.111	1.27	1.23	12.500	112.9	100.0		
92	1...	13C8-PFOA	420.9 > 376.0	18891.029	18891.029	0.111	4.13	4.12	12.500	112.9	100.0		
93	1...	13C5-PFHxA	318.0 > 272.9	18100.215	18100.215	0.111	3.00	2.99	12.500	112.9	100.0		
94	97	d9-N-EtFOSE-EIS	639.2 > 58.8	14872.810		0.111	6.15	6.45	14872.810	705.1	52.3		
95	71	13C8-PFOS-EIS	507.0 > 79.7	2919.207		0.111	4.66	4.66	2919.207	92.05	81.5		
96	1...	18O2-PFHxS	403.0 > 102.6	1086.252	1086.252	0.111	3.76	3.75	12.500	112.9	100.0		
97	1...	13C4-PFOS	503 > 79.7	3135.375	3135.375	0.111	4.67	4.66	12.500	112.9	100.0		
98	1...	13C6-PFDA	519.1 > 473.7	17649.947	17649.947	0.111	4.96	4.95	12.500	112.9	100.0		
99	-1												
100	1...	13C9-PFNA	472.2 > 426.9	17053.783	17053.783	0.111	4.58	4.57	12.500	112.9	100.0		
101	1...	13C7-PFUdA	570.1 > 524.8	17442.984	17442.984	0.111	5.29	5.28	12.500	112.9	100.0		

GM 3/31/2020

Dataset: P:\PFAS5.PRO\RESULTS\200330P1\200330P1-38.qld

Last Altered: Tuesday, March 31, 2020 14:26:32 Pacific Daylight Time
Printed: Tuesday, March 31, 2020 15:08:09 Pacific Daylight Time

Method: P:\PFAS5.PRO\MethDB\NEW_PFAS_80C_033020.mdb 31 Mar 2020 07:57:04
Calibration: P:\PFAS5.PRO\CurveDB\C18_VAL-PFAS_Q5_03-30-20.cdb 31 Mar 2020 10:07:05

Name: 200330P1-38, Date: 30-Mar-2020, Time: 21:51:53, ID: 2000512-03 Field Blank 0.125, Description: Field Blank

PFBA

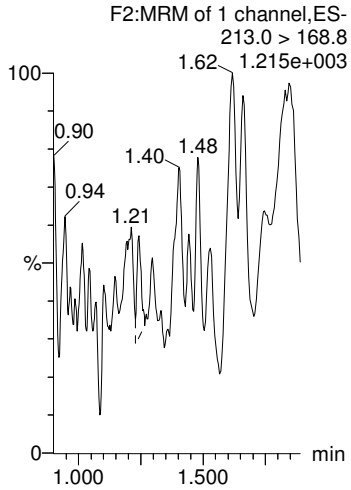

PFPeA

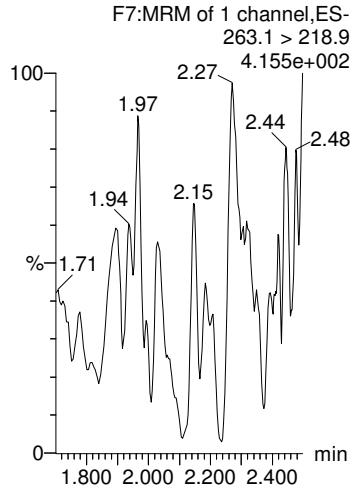

PFBS

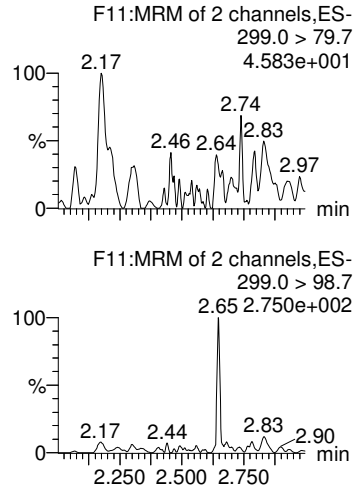

4:2 FTS

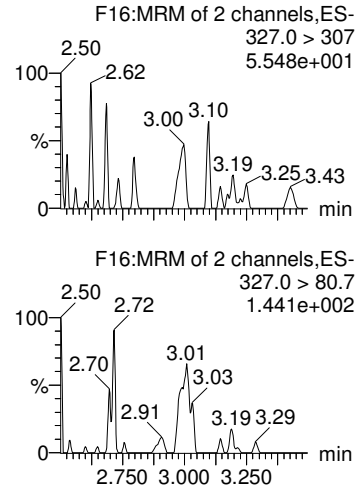

PFHxA

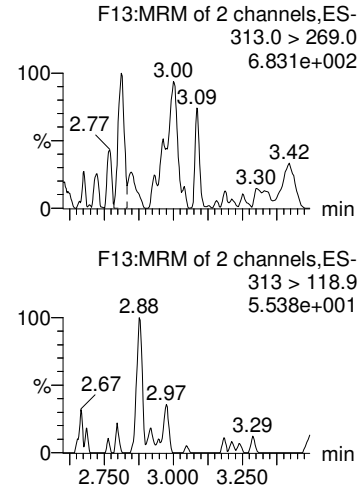

13C3-PFBA-EIS

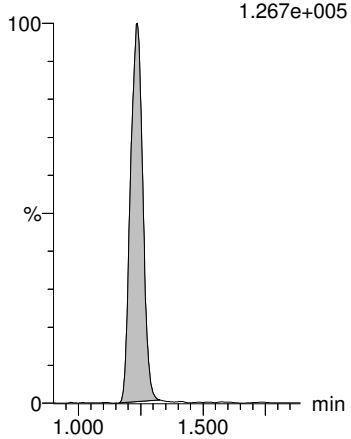

13C3-PFPeA-EIS

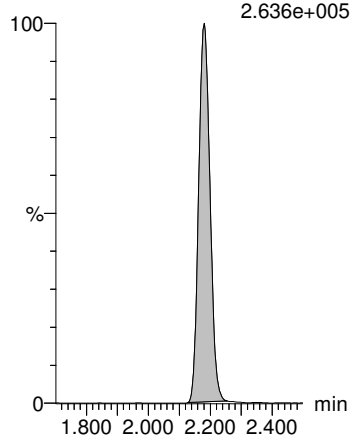

13C3-PFBS-EIS

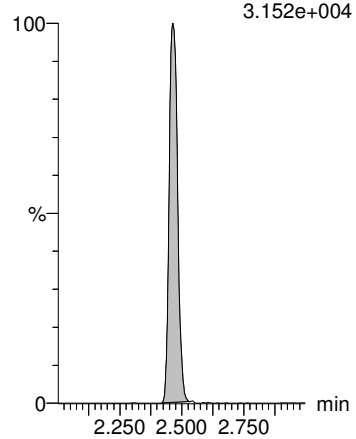

13C2-4:2 FTS-EIS

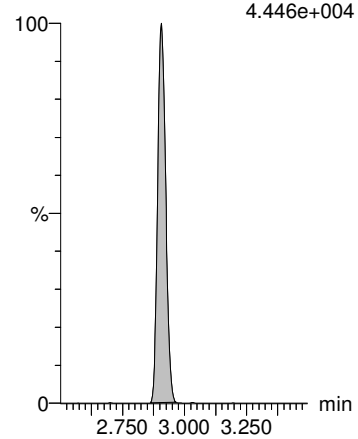

13C2-PFHxA-EIS

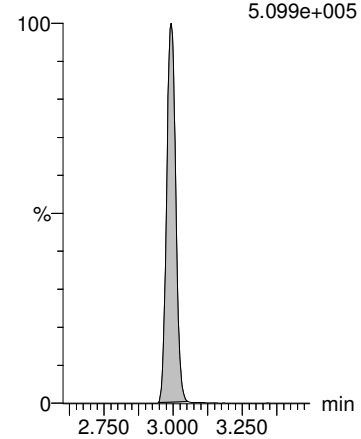

GM 3/31/2020

Dataset: P:\PFAS5.PRO\RESULTS\200330P1\200330P1-38.qld

Last Altered: Tuesday, March 31, 2020 14:26:32 Pacific Daylight Time
Printed: Tuesday, March 31, 2020 15:08:09 Pacific Daylight Time

Name: 200330P1-38, Date: 30-Mar-2020, Time: 21:51:53, ID: 2000512-03 Field Blank 0.125, Description: Field Blank

PFPeS

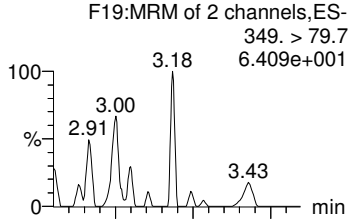

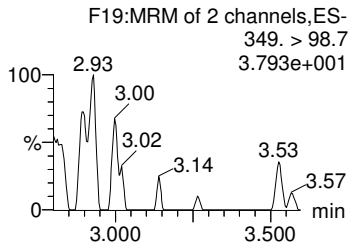

HFPO-DA

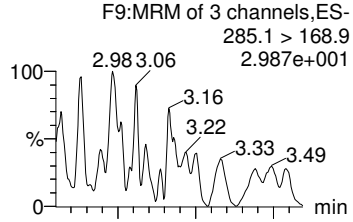

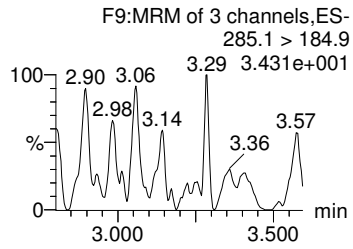

PFHpA

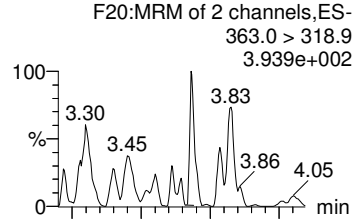

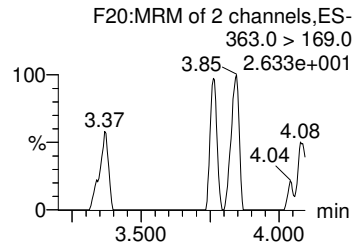

L-PFHxS

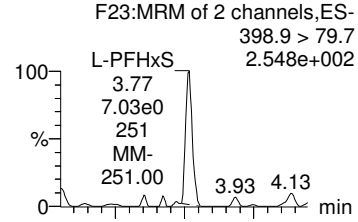

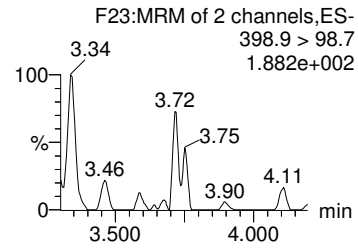

Total PFHxS

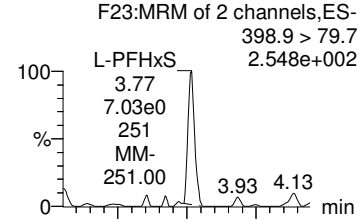

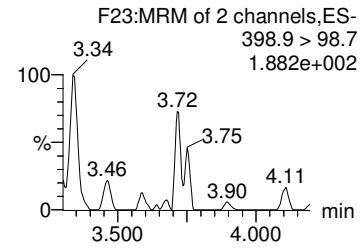

13C3-PFBS-EIS

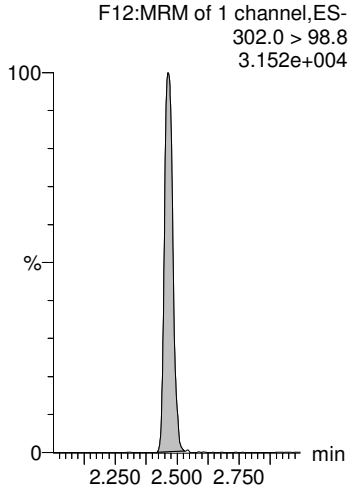

13C3-HFPO-DA-EIS

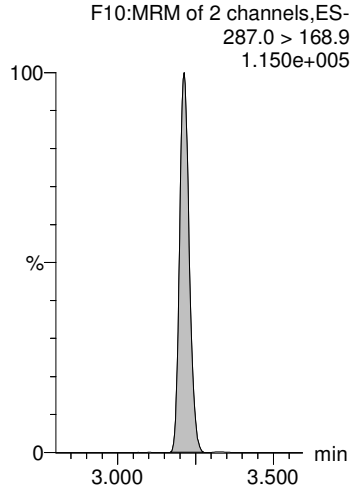

13C4-PFHpA-EIS

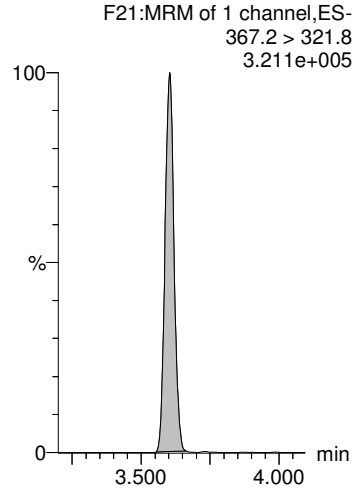

13C3-PFHxS-EIS

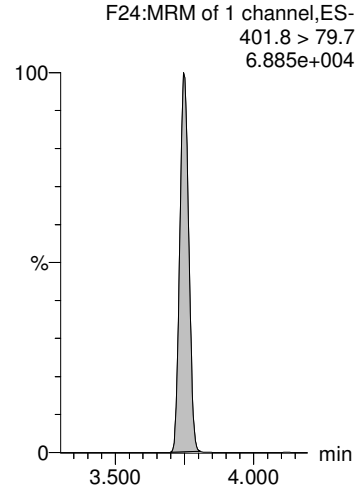

13C3-PFHxS-EIS

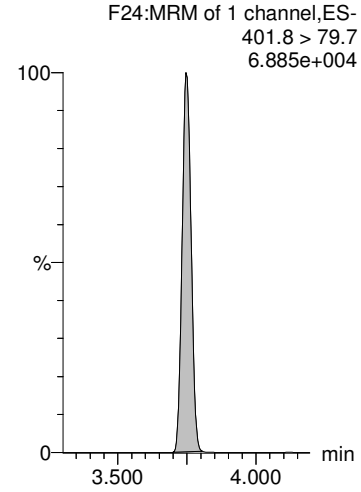

GM 3/31/2020

Dataset: P:\PFAS5.PRO\RESULTS\200330P1\200330P1-38.qld

Last Altered: Tuesday, March 31, 2020 14:26:32 Pacific Daylight Time
Printed: Tuesday, March 31, 2020 15:08:09 Pacific Daylight Time

Name: 200330P1-38, Date: 30-Mar-2020, Time: 21:51:53, ID: 2000512-03 Field Blank 0.125, Description: Field Blank

ADONA

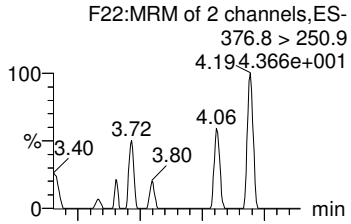

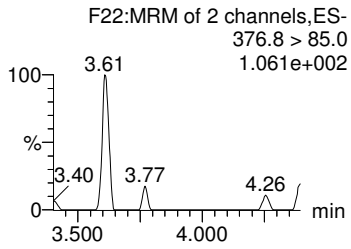

6:2 FTS

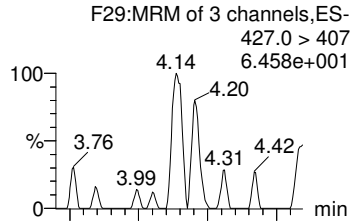

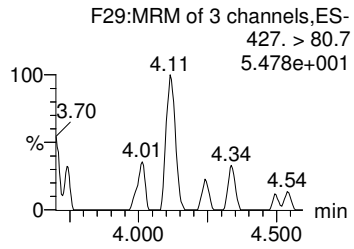

L-PFOA

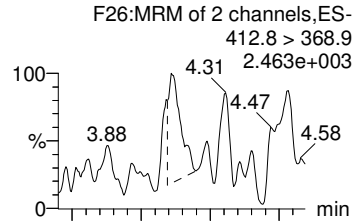

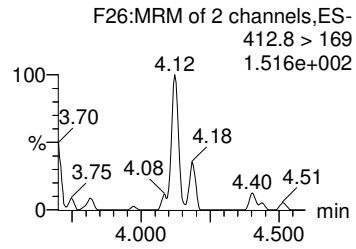

Total PFOA

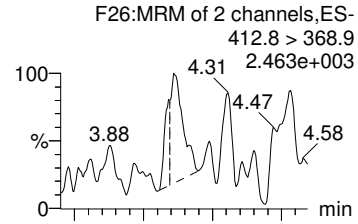

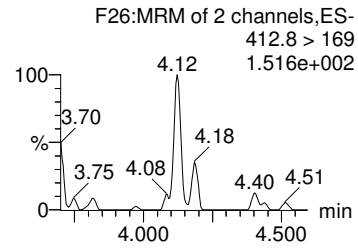

PFHpS

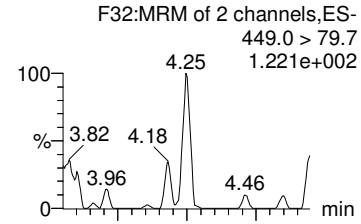

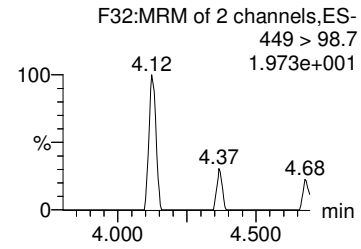

13C4-PFHpA-EIS

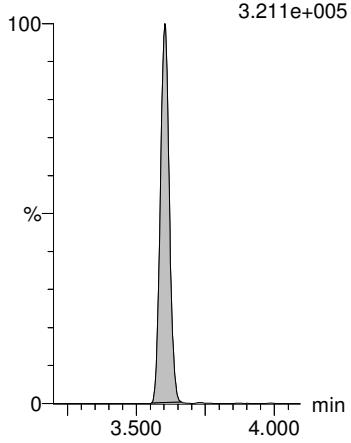

13C2-6:2 FTS-EIS

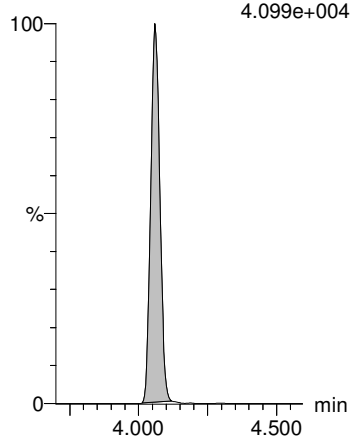

13C2-PFOA-EIS

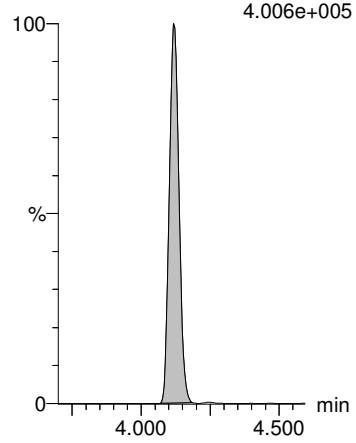

13C2-PFOA-EIS

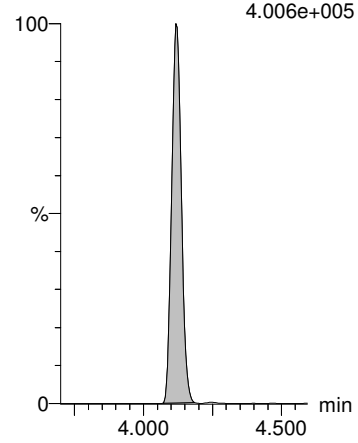

13C8-PFOS-EIS

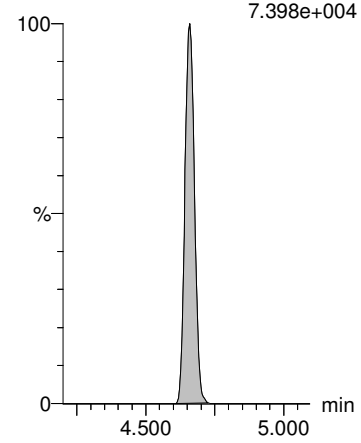

Dataset: P:\PFAS5.PRO\RESULTS\200330P1\200330P1-38.qld

Last Altered: Tuesday, March 31, 2020 14:26:32 Pacific Daylight Time
Printed: Tuesday, March 31, 2020 15:08:09 Pacific Daylight Time

Name: 200330P1-38, Date: 30-Mar-2020, Time: 21:51:53, ID: 2000512-03 Field Blank 0.125, Description: Field Blank

PFNA

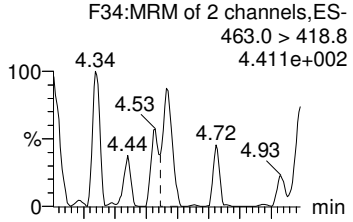

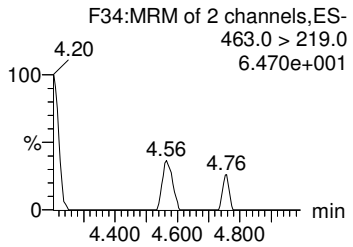

PFOSA

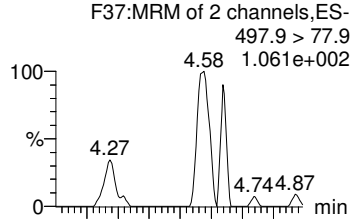

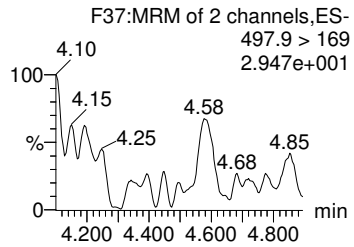

L-PFOS

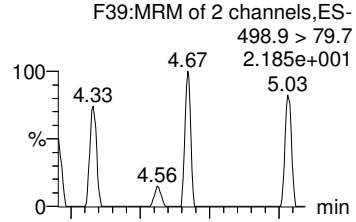

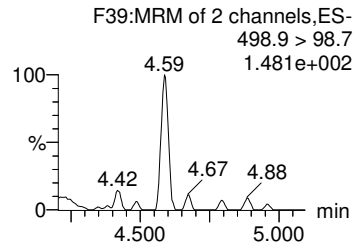

Total PFOS

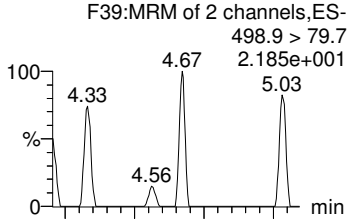

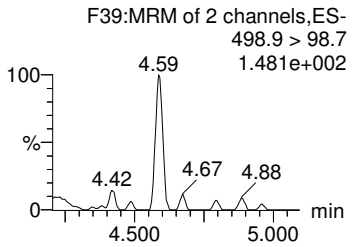

9Cl-PF30NS

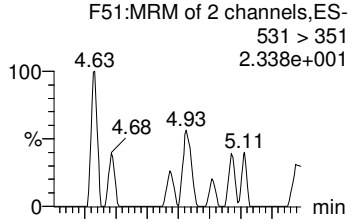

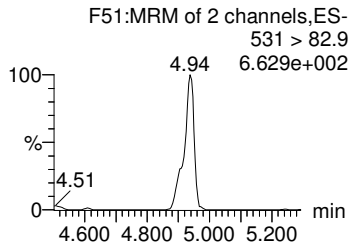

13C5-PFNA-EIS

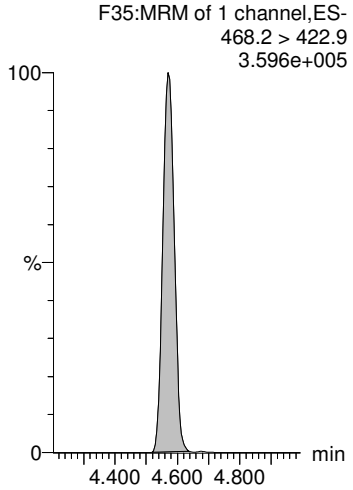

13C8-PFOSA-EIS

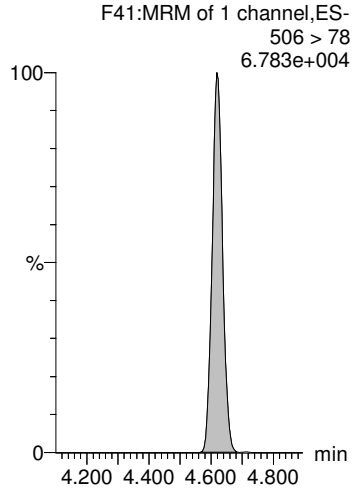

13C8-PFOS-EIS

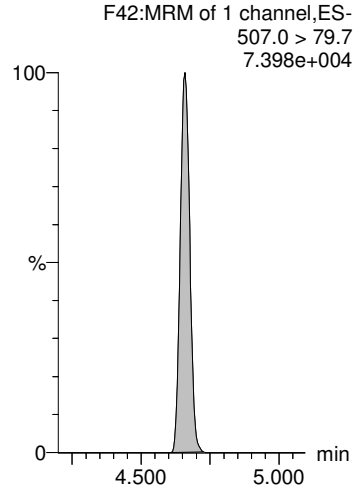

13C8-PFOS-EIS

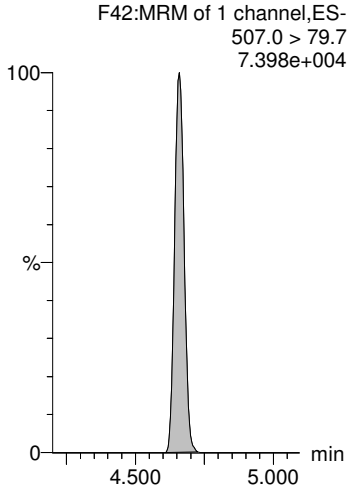

13C8-PFOS-EIS

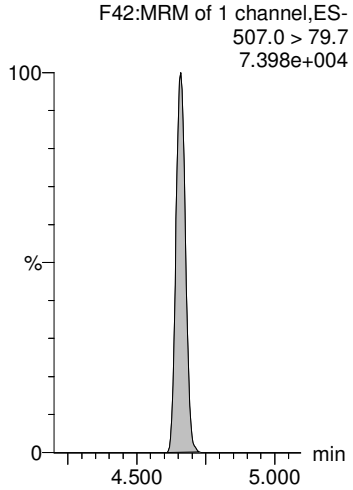

GM 3/31/2020

Dataset: P:\PFAS5.PRO\RESULTS\200330P1\200330P1-38.qld

Last Altered: Tuesday, March 31, 2020 14:26:32 Pacific Daylight Time
Printed: Tuesday, March 31, 2020 15:08:09 Pacific Daylight Time

Name: 200330P1-38, Date: 30-Mar-2020, Time: 21:51:53, ID: 2000512-03 Field Blank 0.125, Description: Field Blank

PFDA

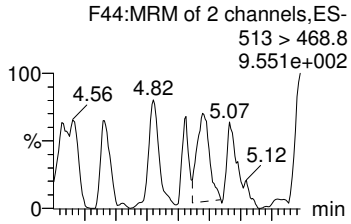

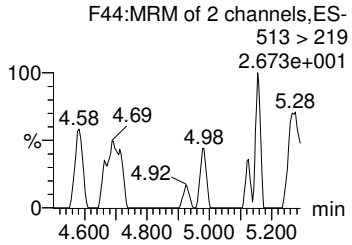

8:2 FTS

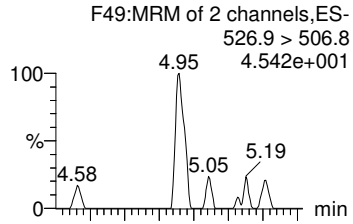

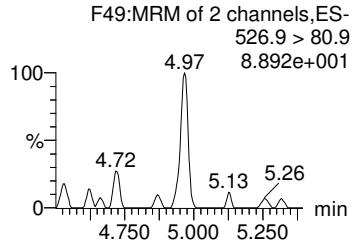

PFNS

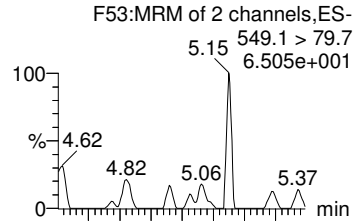

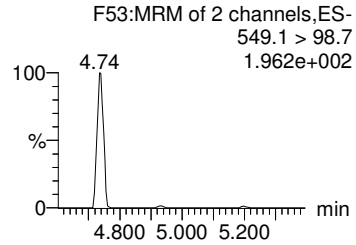

L-MeFOSAA

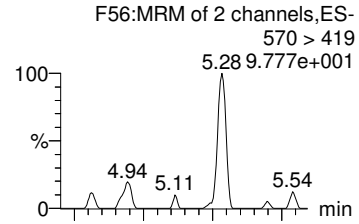

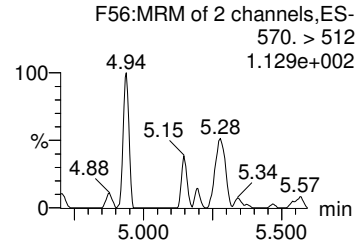

Total N-MeFOSAA

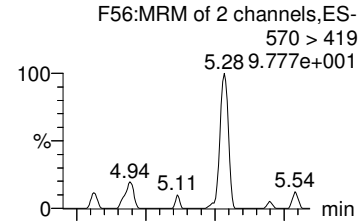

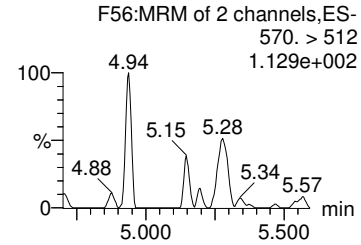

13C2-PFDA-EIS

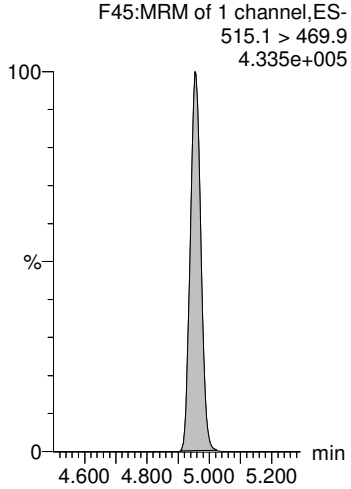

13C2-8:2 FTS-EIS

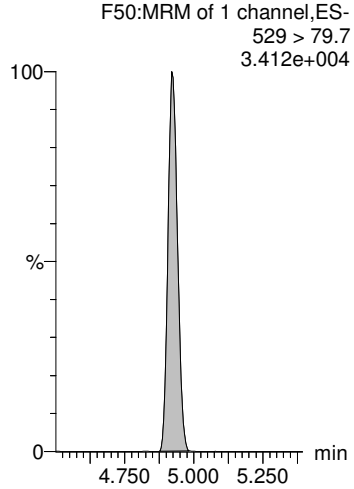

13C8-PFOS-EIS

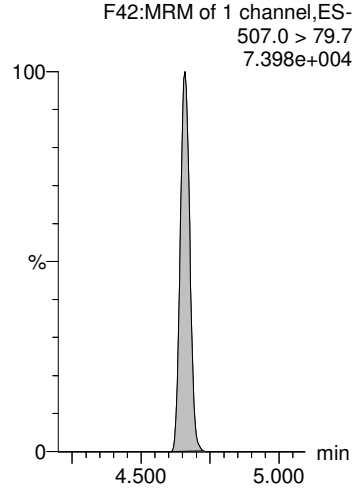

d3-N-MeFOSAA-EIS

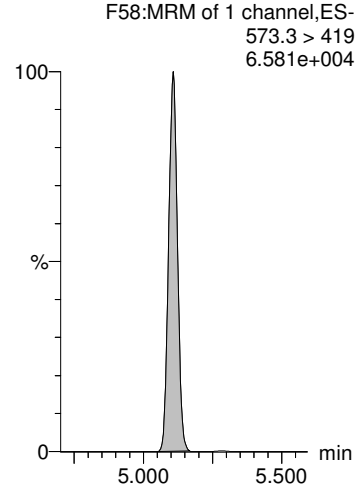

d3-N-MeFOSAA-EIS

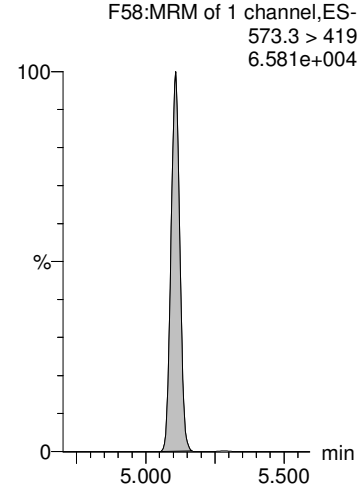

Dataset: P:\PFAS5.PRO\RESULTS\200330P1\200330P1-38.qld

Last Altered: Tuesday, March 31, 2020 14:26:32 Pacific Daylight Time
Printed: Tuesday, March 31, 2020 15:08:09 Pacific Daylight Time

Name: 200330P1-38, Date: 30-Mar-2020, Time: 21:51:53, ID: 2000512-03 Field Blank 0.125, Description: Field Blank

L-EtFOSAA

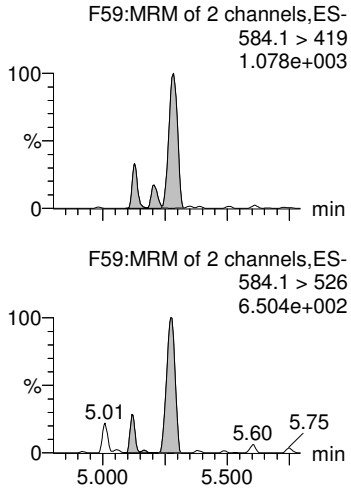

Total N-EtFOSAA

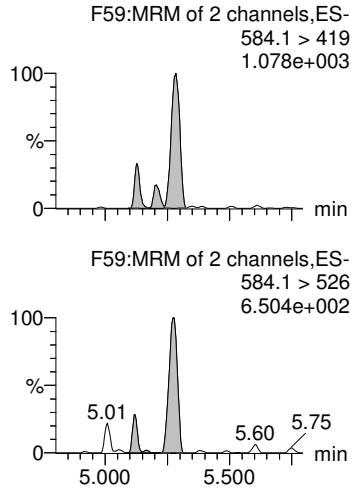

PFUdA

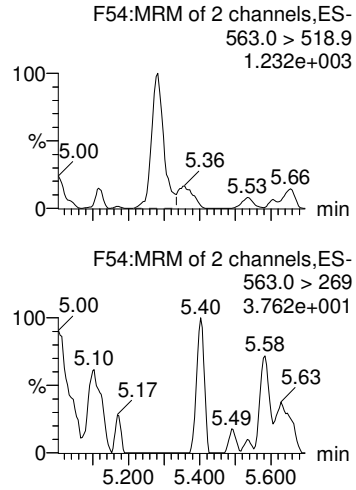

PFDS

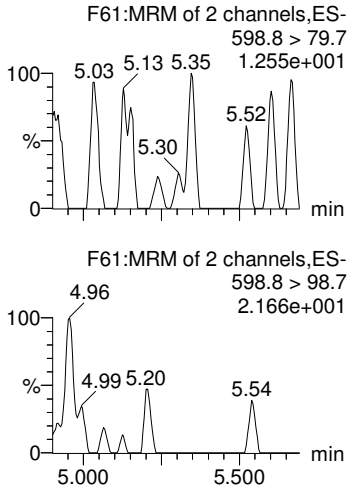

11Cl-PF30UdS

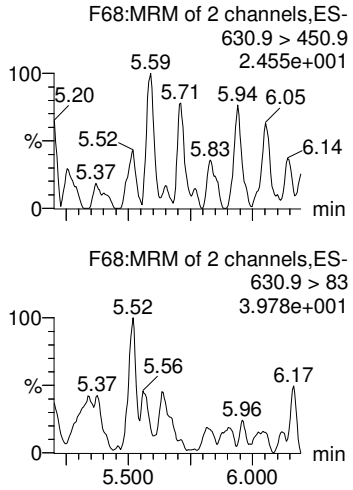

d5-N-EtFOSAA-EIS

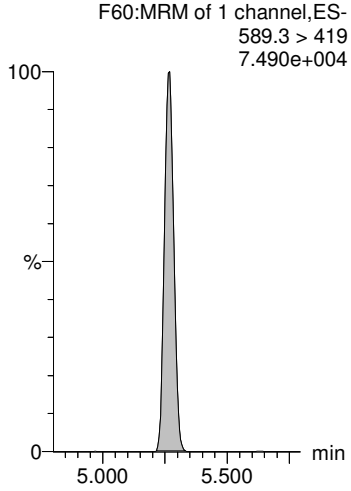

d5-N-EtFOSAA-EIS

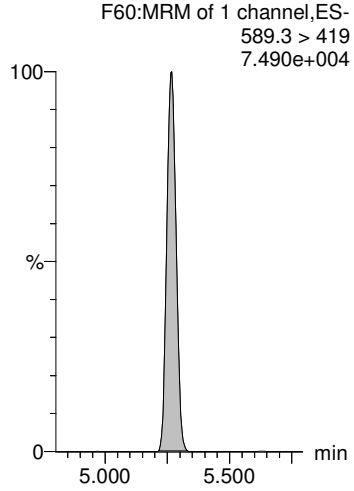

13C2-PFUdA-EIS

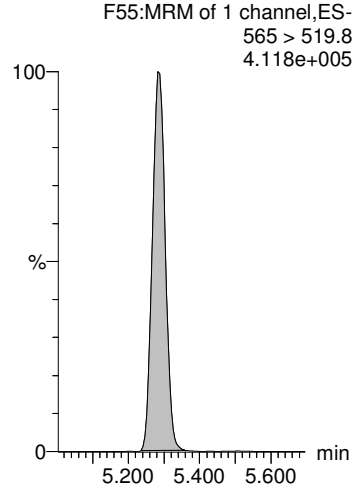

13C8-PFOS-EIS

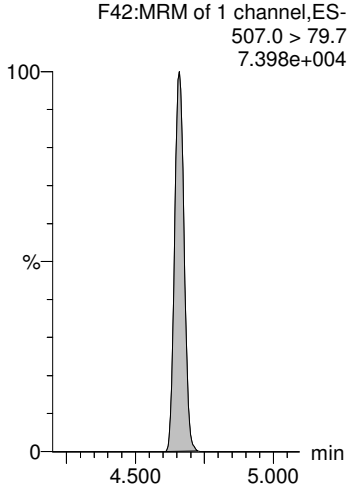

13C2-PFDoA-EIS

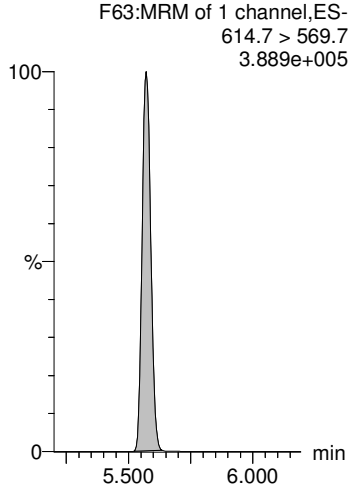

GM 3/31/2020

Dataset: P:\PFAS5.PRO\RESULTS\200330P1\200330P1-38.qld

Last Altered: Tuesday, March 31, 2020 14:26:32 Pacific Daylight Time
Printed: Tuesday, March 31, 2020 15:08:09 Pacific Daylight Time

Name: 200330P1-38, Date: 30-Mar-2020, Time: 21:51:53, ID: 2000512-03 Field Blank 0.125, Description: Field Blank

10:2 FTS

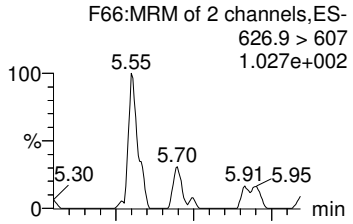

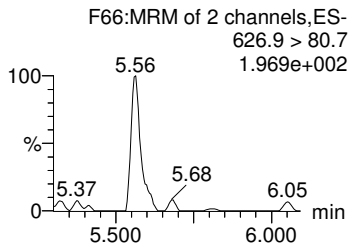

PFDoA

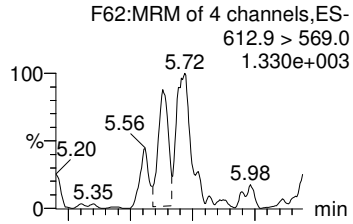

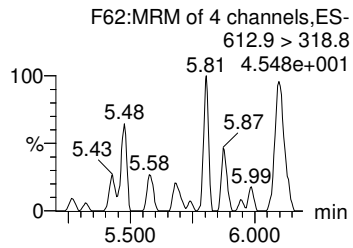

N-MeFOSA

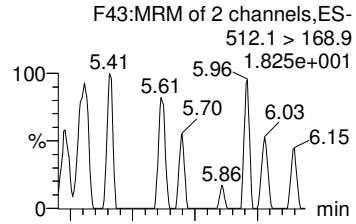

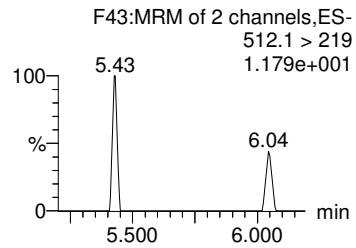

PFTrDA

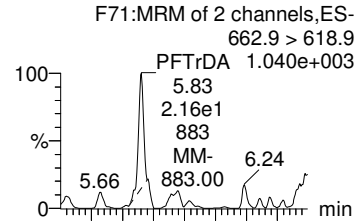

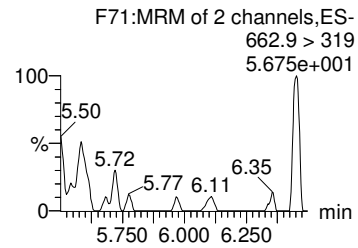

PFDoS

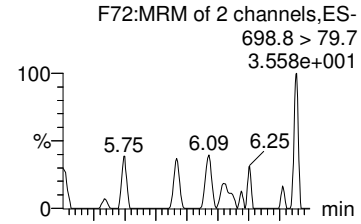

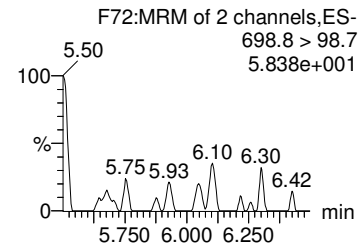

13C2-10:2 FTS-EIS

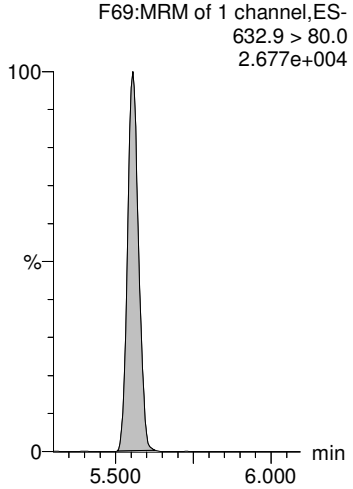

13C2-PFDoA-EIS

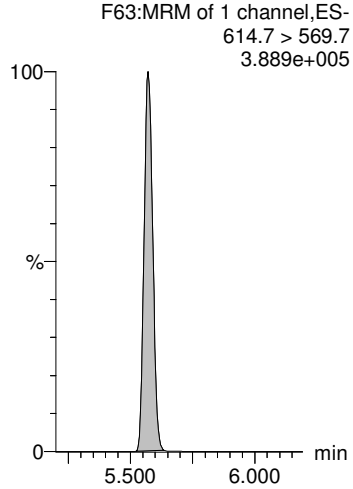

d3-N-MeFOSA-EIS

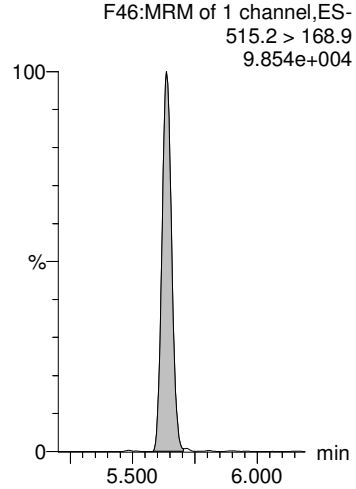

13C2-PFDoA-EIS

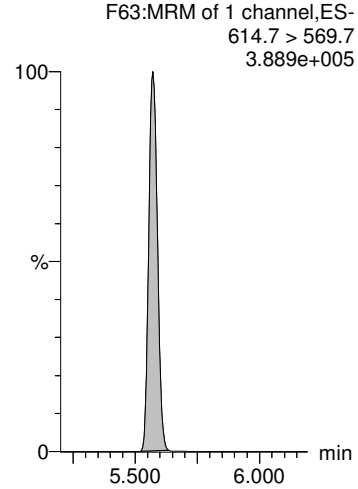

13C2-PFTeDA-EIS

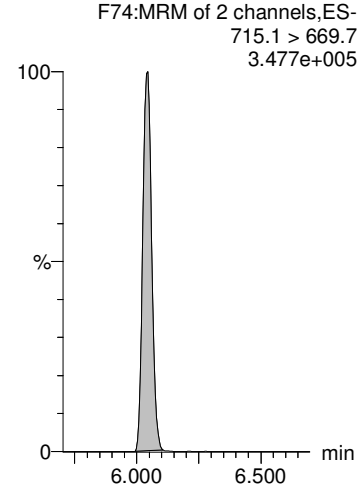

GM 3/31/2020

Dataset: P:\PFAS5.PRO\RESULTS\200330P1\200330P1-38.qld

Last Altered: Tuesday, March 31, 2020 14:26:32 Pacific Daylight Time
Printed: Tuesday, March 31, 2020 15:08:09 Pacific Daylight Time

Name: 200330P1-38, Date: 30-Mar-2020, Time: 21:51:53, ID: 2000512-03 Field Blank 0.125, Description: Field Blank

PFTeDA

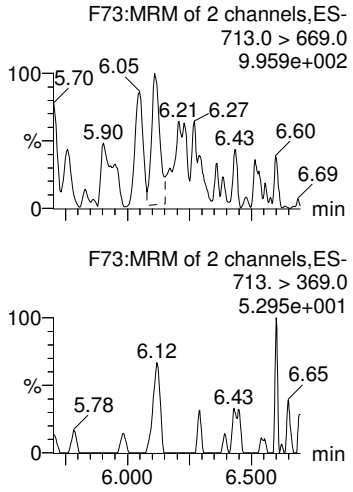

N-EtFOSA

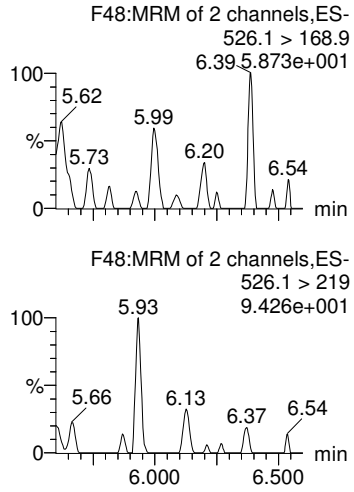

PFHxDA

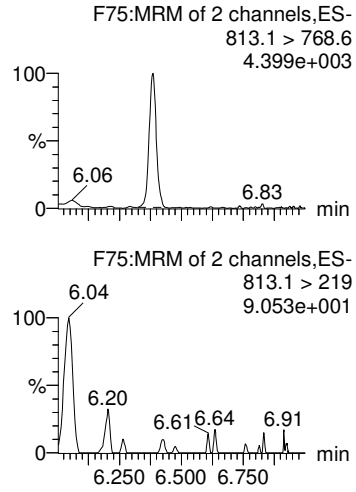

PFODA

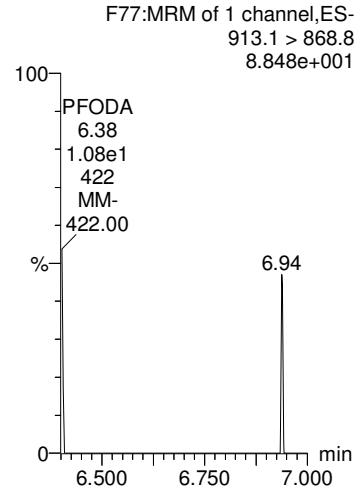

N-MeFOSE

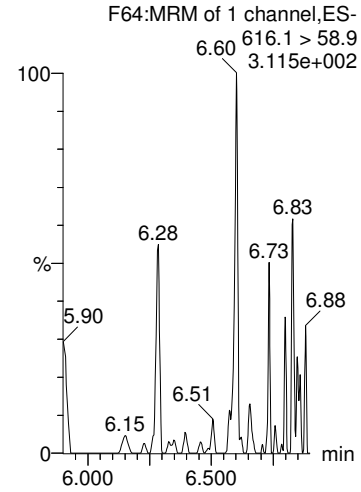

13C2-PFTeDA-EIS

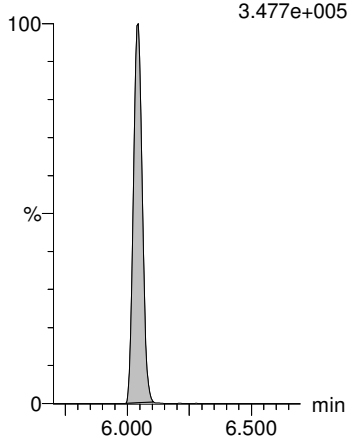

d5-N-ETFOSA-EIS

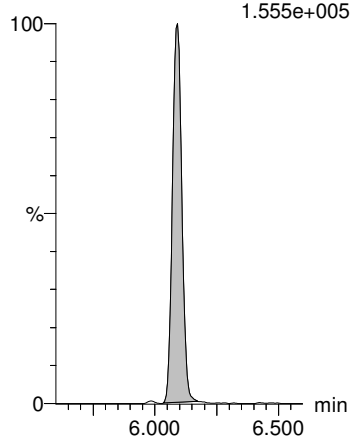

13C2-PFHxDA-EIS

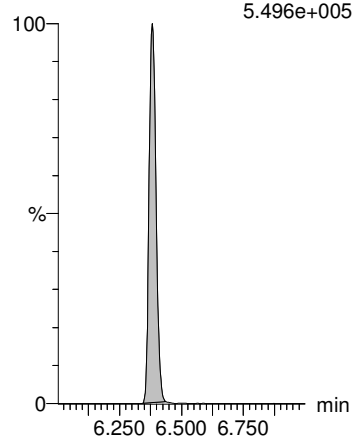

13C2-PFHxDA-EIS

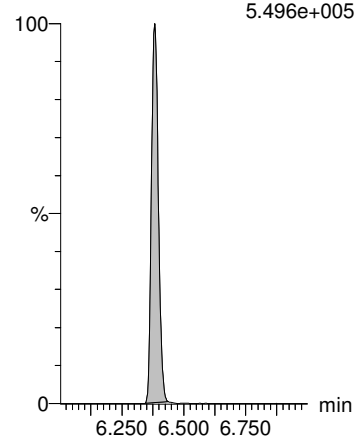

d7-N-MeFOSE-EIS

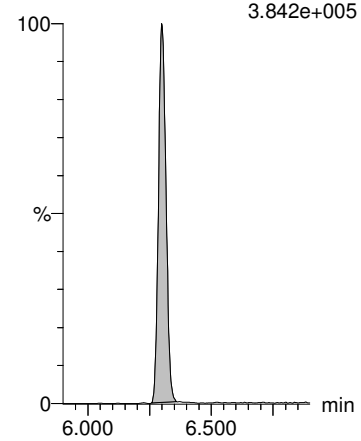

Dataset: P:\PFAS5.PRO\RESULTS\200330P1\200330P1-38.qld

Last Altered: Tuesday, March 31, 2020 14:26:32 Pacific Daylight Time
Printed: Tuesday, March 31, 2020 15:08:09 Pacific Daylight Time

Name: 200330P1-38, Date: 30-Mar-2020, Time: 21:51:53, ID: 2000512-03 Field Blank 0.125, Description: Field Blank

N-EtFOSE

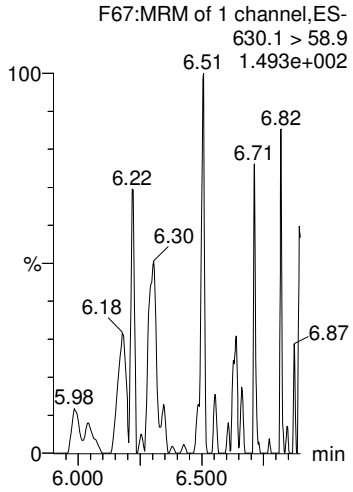

TDCA

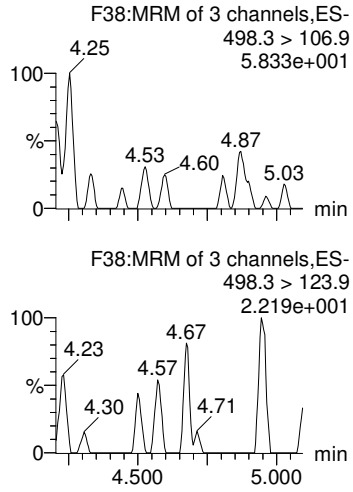

13C4-PFBA

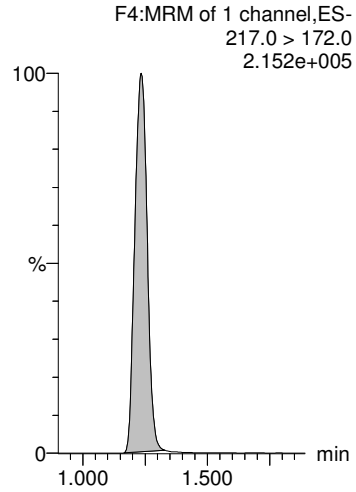

13C8-PFOA

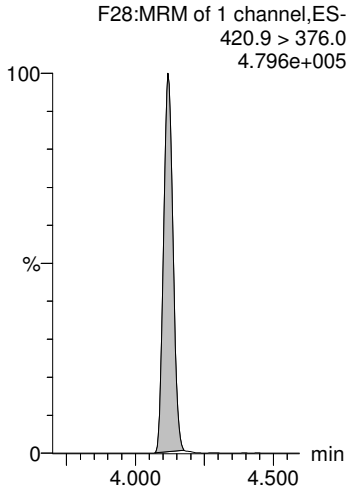

13C5-PFHxA

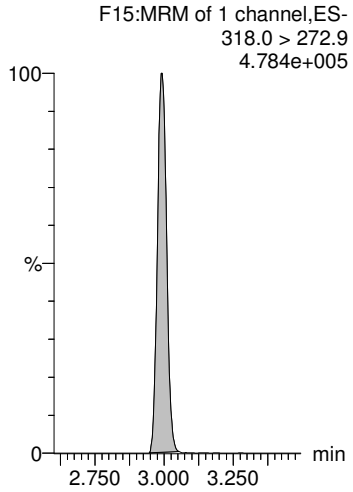

d9-N-EtFOSE-EIS

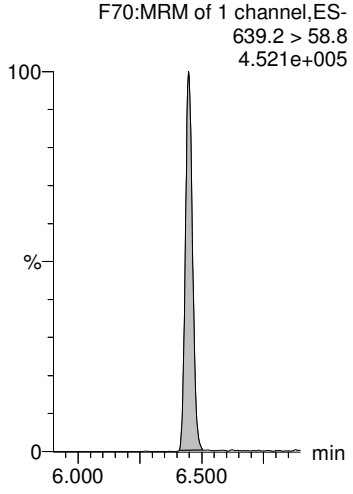

13C8-PFOS-EIS

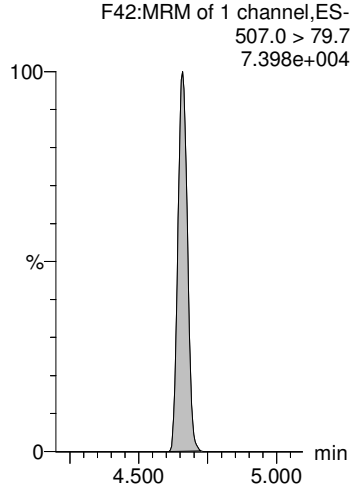

18O2-PFHxS

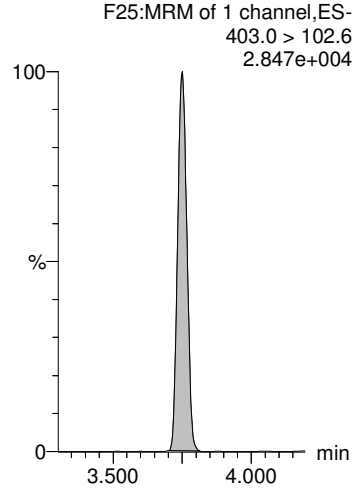

13C4-PFOS

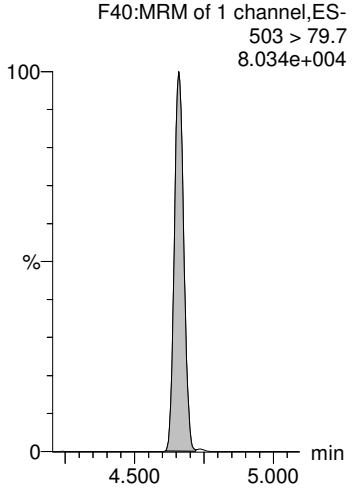

13C6-PFDA

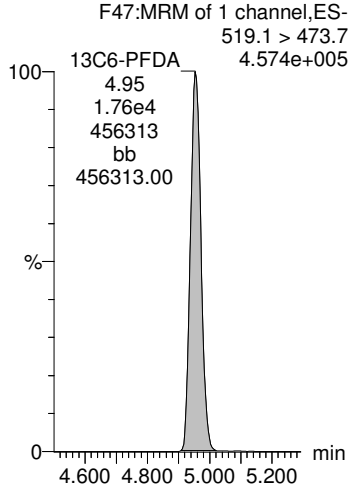

GM 3/31/2020

Dataset: P:\PFAS5.PRO\RESULTS\200330P1\200330P1-38.qld

Last Altered: Tuesday, March 31, 2020 14:26:32 Pacific Daylight Time
Printed: Tuesday, March 31, 2020 15:08:09 Pacific Daylight Time

Name: 200330P1-38, Date: 30-Mar-2020, Time: 21:51:53, ID: 2000512-03 Field Blank 0.125, Description: Field Blank

13C9-PFNA

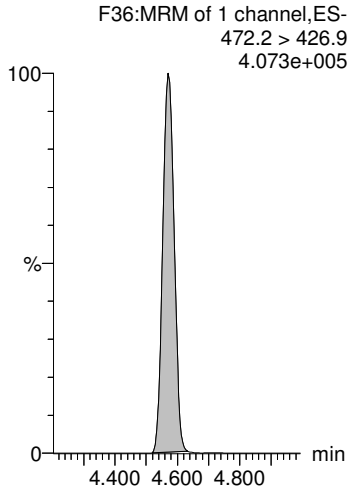

13C7-PFUdA

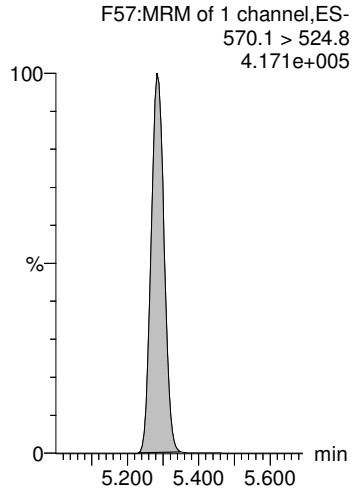

GM 3/31/2020

Dataset: P:\PFAS5.PRO\RESULTS\200330P1\200330P1-39.qld

Last Altered: Tuesday, March 31, 2020 14:28:30 Pacific Daylight Time
Printed: Tuesday, March 31, 2020 15:08:59 Pacific Daylight Time

Name: 200330P1-39, Date: 30-Mar-2020, Time: 22:02:23, ID: 2000512-04 EB- peristaltic 0.125, Description: EB- peristaltic

	#	Name	Trace	Area	IS Area	wt/vol	Pred.RT	RT	Response	Conc.	%Rec	Ion Ratio	Ratio Out?
1	1	PFBA	213.0 > 168.8		7185.998	0.105	1.23						
2	4	PFPeA	263.1 > 218.9		10597.282	0.105	2.18						
3	5	PFBS	299.0 > 79.7		1153.870	0.105	2.47						YES
4	6	4:2 FTS	327.0 > 307		1567.089	0.105	2.90						YES
5	7	PFHxA	313.0 > 269.0		18342.563	0.105	2.99						YES
6	47	13C3-PFBA-EIS	216.1 > 171.8	7185.998		0.105	1.23	1.23	7185.998	130.4	109.6		
7	49	13C3-PFPeA-EIS	266.0 > 221.8	10597.282		0.105	2.23	2.18	10597.282	104.4	87.7		
8	51	13C3-PFBS-EIS	302.0 > 98.8	1153.870		0.105	2.57	2.47	1153.870	104.0	87.5		
9	55	13C2-4:2 FTS-EIS	329.0 >79.7	1567.089		0.105	2.99	2.90	1567.089	109.4	91.9		
10	57	13C2-PFHxA-EIS	315.0 > 270.0	18342.563		0.105	2.99	2.99	18342.563	100.2	84.2		
11	-1												
12	8	PFPeS	349.>79.7		1153.870	0.105	3.20						YES
13	9	HFPO-DA	285.1 > 168.9		3732.128	0.105	3.21						YES
14	11	PFHpA	363.0 > 318.9		11285.055	0.105	3.60						YES
15	13	L-PFHxS	398.9 > 79.7		2395.107	0.105	3.75						YES
16	1...	Total PFHxS	398.9 > 79.7	0.000	2395.107	0.105	3.93		0.000				
17	51	13C3-PFBS-EIS	302.0 > 98.8	1153.870		0.105	2.57	2.47	1153.870	104.0	87.5		
18	53	13C3-HFPO-DA-EIS	287.0 > 168.9	3732.128		0.105	3.30	3.21	3732.128	99.25	83.4		
19	59	13C4-PFHpA-EIS	367.2 > 321.8	11285.055		0.105	3.64	3.60	11285.055	99.55	83.7		
20	61	13C3-PFHxS-EIS	401.8 > 79.7	2395.107		0.105	3.75	3.75	2395.107	113.4	95.3		
21	61	13C3-PFHxS-EIS	401.8 > 79.7	2395.107		0.105	3.75	3.75	2395.107	113.4	95.3		
22	-1												
23	12	ADONA	376.8 > 250.9		11285.055	0.105	3.69						YES
24	15	6:2 FTS	427.0 > 407		1340.642	0.105	4.06						YES
25	16	L-PFOA	412.8 > 368.9		14857.631	0.105	4.12						YES
26	1...	Total PFOA	412.8 > 368.9	0.000	14857.631	0.105	4.60		0.000				
27	19	PFHpS	449.0 > 79.7		2842.173	0.105	4.27						YES
28	59	13C4-PFHpA-EIS	367.2 > 321.8	11285.055		0.105	3.64	3.60	11285.055	99.55	83.7		
29	63	13C2-6:2 FTS-EIS	429.0 >79.7	1340.642		0.105	4.12	4.06	1340.642	102.9	86.5		
30	69	13C2-PFOA-EIS	414.9 > 369.7	14857.631		0.105	4.12	4.12	14857.631	98.77	83.0		
31	69	13C2-PFOA-EIS	414.9 > 369.7	14857.631		0.105	4.12	4.12	14857.631	98.77	83.0		
32	71	13C8-PFOS-EIS	507.0 > 79.7	2842.173		0.105	4.66	4.66	2842.173	94.44	79.4		
33	-1												
34	21	PFNA	463.0 > 418.8		14007.983	0.105	4.57						YES
35	22	PFOSA	497.9 > 77.9		2157.959	0.105	4.62						YES
36	23	L-PFOS	498.9 > 79.7		2842.173	0.105	4.66						YES

GM 3/31/2020

Dataset: P:\PFAS5.PRO\RESULTS\200330P1\200330P1-39.qld

Last Altered: Tuesday, March 31, 2020 14:28:30 Pacific Daylight Time
Printed: Tuesday, March 31, 2020 15:08:59 Pacific Daylight Time

Name: 200330P1-39, Date: 30-Mar-2020, Time: 22:02:23, ID: 2000512-04 EB- peristaltic 0.125, Description: EB- peristaltic

	#	Name	Trace	Area	IS Area	wt/vol	Pred.RT	RT	Response	Conc.	%Rec	Ion Ratio	Ratio Out?
37	1...	Total PFOS	498.9 > 79.7	0.000	2842.173	0.105	5.13		0.000				
38	25	9Cl-PF30NS	531 > 351		2842.173	0.105	4.86						YES
39	65	13C5-PFNA-EIS	468.2 > 422.9	14007.983		0.105	4.57	4.57	14007.983	102.5	86.1		
40	67	13C8-PFOSA-EIS	506 > 78	2157.959		0.105	4.63	4.62	2157.959	57.72	48.5		
41	71	13C8-PFOS-EIS	507.0 > 79.7	2842.173		0.105	4.66	4.66	2842.173	94.44	79.4		
42	71	13C8-PFOS-EIS	507.0 > 79.7	2842.173		0.105	4.66	4.66	2842.173	94.44	79.4		
43	71	13C8-PFOS-EIS	507.0 > 79.7	2842.173		0.105	4.66	4.66	2842.173	94.44	79.4		
44	-1												
45	26	PFDA	513 > 468.8		15307.849	0.105	4.95						YES
46	27	8:2 FTS	526.9 > 506.8		1151.811	0.105	4.92						YES
47	28	PFNS	549.1 > 79.7		2842.173	0.105	5.00						YES
48	29	L-MeFOSAA	570 > 419		2170.356	0.105	5.11						YES
49	1...	Total N-MeFOSAA	570. > 419	0.000	2170.356	0.105	5.19		0.000				
50	73	13C2-PFDA-EIS	515.1 > 469.9	15307.849		0.105	4.95	4.95	15307.849	103.0	86.6		
51	75	13C2-8:2 FTS-EIS	529 > 79.7	1151.811		0.105	4.91	4.92	1151.811	102.8	86.4		
52	71	13C8-PFOS-EIS	507.0 > 79.7	2842.173		0.105	4.66	4.66	2842.173	94.44	79.4		
53	77	d3-N-MeFOSAA-EIS	573.3 > 419	2170.356		0.105	5.11	5.11	2170.356	107.3	90.2		
54	77	d3-N-MeFOSAA-EIS	573.3 > 419	2170.356		0.105	5.11	5.11	2170.356	107.3	90.2		
55	-1												
56	31	L-EtFOSAA	584.1 > 419		2848.822	0.105	5.26						YES
57	1...	Total N-EtFOSAA	584.1 > 419	0.000	2848.822	0.105	5.37		0.000				
58	33	PFUdA	563.0 > 518.9		16794.986	0.105	5.28						YES
59	34	PFDS	598.8 > 79.7		2842.173	0.105	5.28						YES
60	35	11Cl-PF30UdS	630.9 > 450.9		13959.611	0.105	5.50						YES
61	81	d5-N-EtFOSAA-EIS	589.3 > 419	2848.822		0.105	5.25	5.26	2848.822	75.64	63.6		
62	81	d5-N-EtFOSAA-EIS	589.3 > 419	2848.822		0.105	5.25	5.26	2848.822	75.64	63.6		
63	79	13C2-PFUdA-EIS	565 > 519.8	16794.986		0.105	5.28	5.28	16794.986	96.37	81.0		
64	71	13C8-PFOS-EIS	507.0 > 79.7	2842.173		0.105	4.66	4.66	2842.173	94.44	79.4		
65	83	13C2-PFDoA-EIS	614.7 > 569.7	13959.611		0.105	5.55	5.57	13959.611	91.35	76.8		
66	-1												
67	36	10:2 FTS	626.9 > 607		962.816	0.105	5.55						YES
68	37	PFDoA	612.9 > 569.0		13959.611	0.105	5.57						YES
69	38	N-MeFOSA	512.1 > 168.9		2921.108	0.105	5.63						YES
70	39	PFTrDA	662.9 > 618.9		13959.611	0.105	5.82						YES
71	40	PFDoS	698.8 > 79.7		13301.183	0.105	5.85						YES
72	85	13C2-10:2 FTS-EIS	632.9 > 80.0	962.816		0.105	5.50	5.55	962.816	99.00	83.2		

GM 3/31/2020

Dataset: P:\PFAS5.PRO\RESULTS\200330P1\200330P1-39.qld

Last Altered: Tuesday, March 31, 2020 14:28:30 Pacific Daylight Time
Printed: Tuesday, March 31, 2020 15:08:59 Pacific Daylight Time

Name: 200330P1-39, Date: 30-Mar-2020, Time: 22:02:23, ID: 2000512-04 EB- peristaltic 0.125, Description: EB- peristaltic

	#	Name	Trace	Area	IS Area	wt/vol	Pred.RT	RT	Response	Conc.	%Rec	Ion Ratio	Ratio Out?
73	83	13C2-PFDoA-EIS	614.7 > 569.7	13959.611		0.105	5.55	5.57	13959.611	91.35	76.8		
74	87	d3-N-MeFOSA-EIS	515.2 > 168.9	2921.108		0.105	5.45	5.64	2921.108	216.4	15.2		
75	83	13C2-PFDoA-EIS	614.7 > 569.7	13959.611		0.105	5.55	5.57	13959.611	91.35	76.8		
76	89	13C2-PFTeDA-EIS	715.1 > 669.7	13301.183		0.105	5.98	6.04	13301.183	81.85	68.8		
77	-1												
78	41	PFTeDA	713.0 > 669.0		13301.183	0.105	6.04						YES
79	42	N-EtFOSA	526.1 > 168.9		4553.734	0.105	6.07						YES
80	43	PFHxDA	813.1 > 768.6		17480.492	0.105	6.38						YES
81	44	PFODA	913.1 > 868.8		17480.492	0.105	6.59						
82	45	N-MeFOSE	616.1 > 58.9		10097.052	0.105	6.30						
83	89	13C2-PFTeDA-EIS	715.1 > 669.7	13301.183		0.105	5.98	6.04	13301.183	81.85	68.8		
84	91	d5-N-ETFOSA-EIS	531.1 > 168.9	4553.734		0.105	5.81	6.09	4553.734	213.1	15.0		
85	93	13C2-PFHxDA-EIS	815 > 769.7	17480.492		0.105	6.26	6.38	17480.492	72.97	61.3		
86	93	13C2-PFHxDA-EIS	815 > 769.7	17480.492		0.105	6.26	6.38	17480.492	72.97	61.3		
87	95	d7-N-MeFOSE-EIS	623.1 > 58.9	10097.052		0.105	5.95	6.30	10097.052	549.5	38.7		
88	-1												
89	46	N-EtFOSE	630.1 > 58.9		11603.431	0.105	6.45						
90	1...	TDCA	498.3>106.9			0.105	4.04						YES
91	99	13C4-PFBA	217.0 > 172.0	12097.488	12097.488	0.105	1.27	1.23	12.500	119.0	100.0		
92	1...	13C8-PFOA	420.9 > 376.0	18234.115	18234.115	0.105	4.13	4.12	12.500	119.0	100.0		
93	1...	13C5-PFHxA	318.0 > 272.9	19109.059	19109.059	0.105	3.00	2.99	12.500	119.0	100.0		
94	97	d9-N-EtFOSE-EIS	639.2 > 58.8	11603.431		0.105	6.15	6.45	11603.431	579.7	40.8		
95	71	13C8-PFOS-EIS	507.0 > 79.7	2842.173		0.105	4.66	4.66	2842.173	94.44	79.4		
96	1...	18O2-PFHxS	403.0 > 102.6	992.448	992.448	0.105	3.76	3.75	12.500	119.0	100.0		
97	1...	13C4-PFOS	503 > 79.7	3285.477	3285.477	0.105	4.67	4.66	12.500	119.0	100.0		
98	1...	13C6-PFDA	519.1 > 473.7	17638.707	17638.707	0.105	4.96	4.95	12.500	119.0	100.0		
99	-1												
100	1...	13C9-PFNA	472.2 > 426.9	16632.682	16632.682	0.105	4.58	4.57	12.500	119.0	100.0		
101	1...	13C7-PFUdA	570.1 > 524.8	19667.201	19667.201	0.105	5.29	5.28	12.500	119.0	100.0		

GM 3/31/2020

Dataset: P:\PFAS5.PRO\RESULTS\200330P1\200330P1-39.qld

Last Altered: Tuesday, March 31, 2020 14:28:30 Pacific Daylight Time
Printed: Tuesday, March 31, 2020 15:08:59 Pacific Daylight Time

Method: P:\PFAS5.PRO\MethDB\NEW_PFAS_80C_033020.mdb 31 Mar 2020 07:57:04
Calibration: P:\PFAS5.PRO\CurveDB\C18_VAL-PFAS_Q5_03-30-20.cdb 31 Mar 2020 10:07:05

Name: 200330P1-39, Date: 30-Mar-2020, Time: 22:02:23, ID: 2000512-04 EB- peristaltic 0.125, Description: EB- peristaltic

PFBA

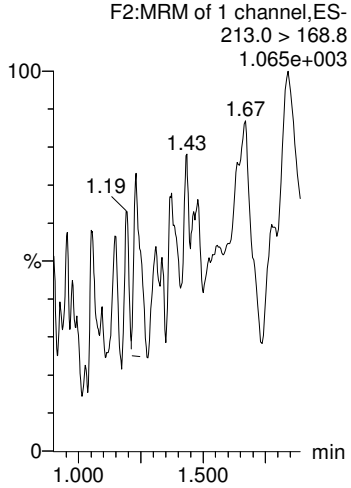

PFPeA

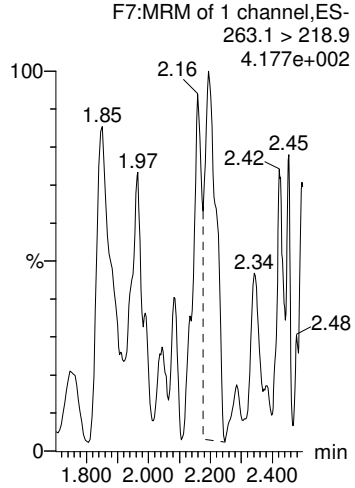

PFBS

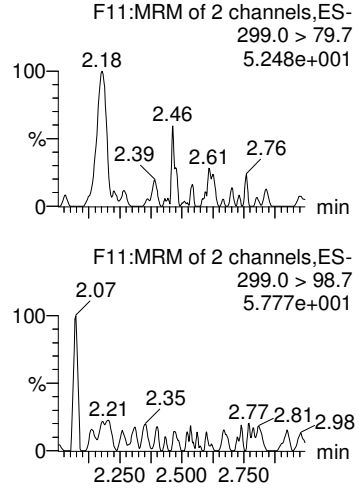

4:2 FTS

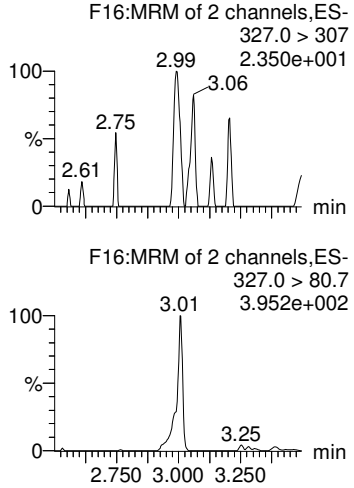

PFHxA

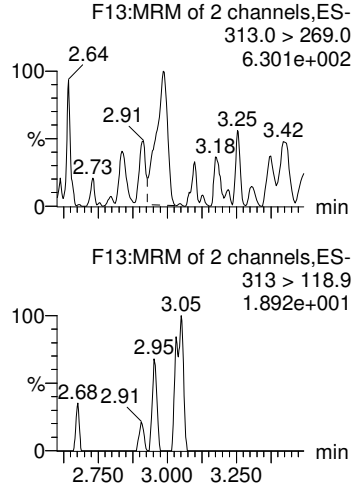

13C3-PFBA-EIS

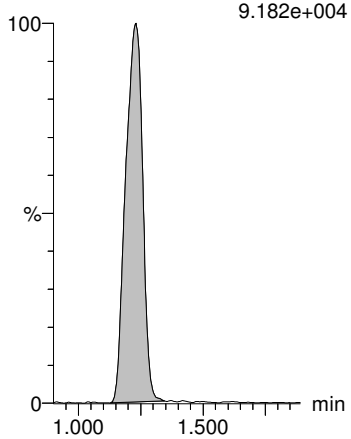

13C3-PFPeA-EIS

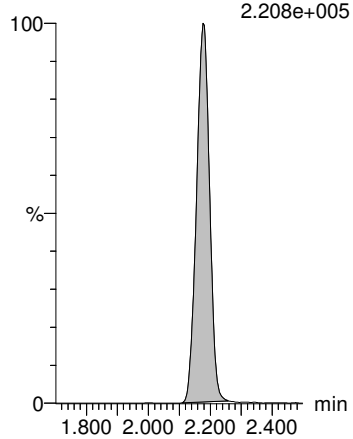

13C3-PFBS-EIS

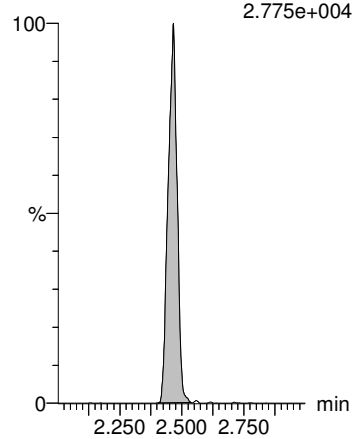

13C2-4:2 FTS-EIS

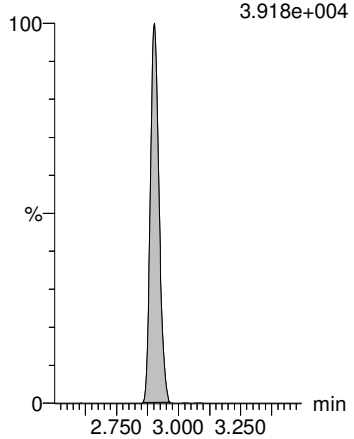

13C2-PFHxA-EIS

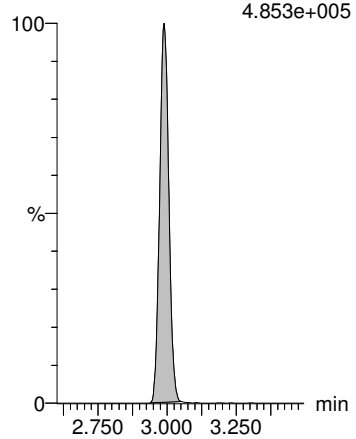

Dataset: P:\PFAS5.PRO\RESULTS\200330P1\200330P1-39.qld

Last Altered: Tuesday, March 31, 2020 14:28:30 Pacific Daylight Time
Printed: Tuesday, March 31, 2020 15:08:59 Pacific Daylight Time

Name: 200330P1-39, Date: 30-Mar-2020, Time: 22:02:23, ID: 2000512-04 EB- peristaltic 0.125, Description: EB- peristaltic

PFPeS

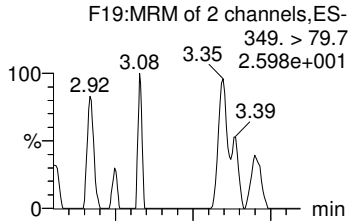

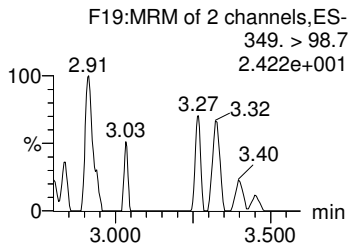

HFPO-DA

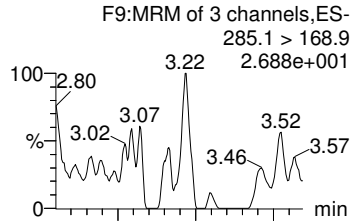

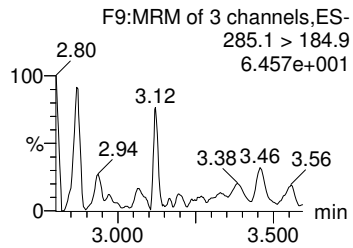

PFHpA

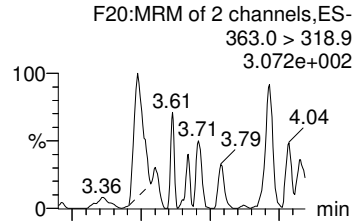

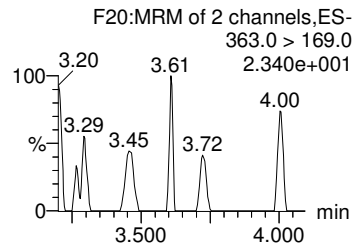

L-PFHxS

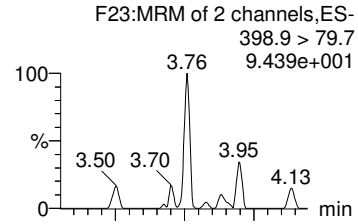

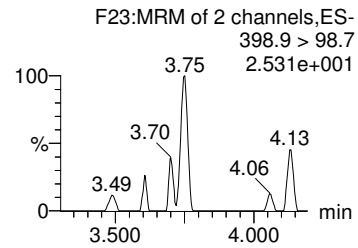

Total PFHxS

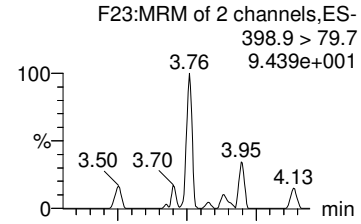

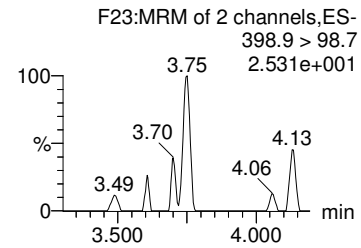

13C3-PFBS-EIS

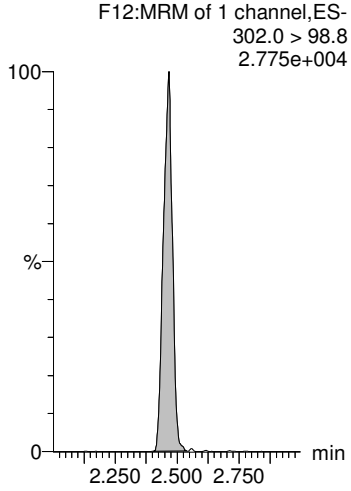

13C3-HFPO-DA-EIS

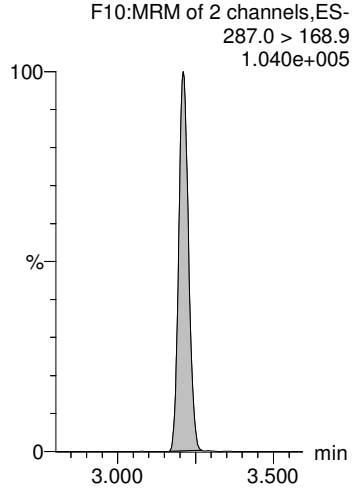

13C4-PFHpA-EIS

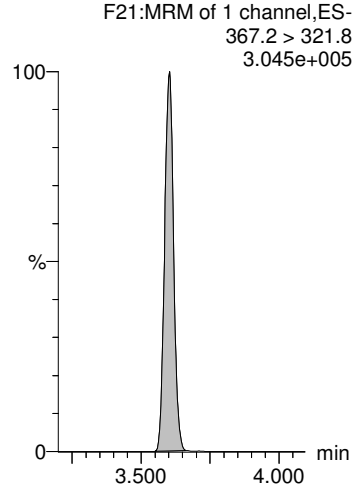

13C3-PFHxS-EIS

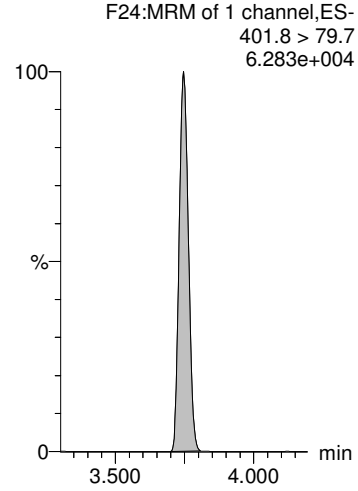

13C3-PFHxS-EIS

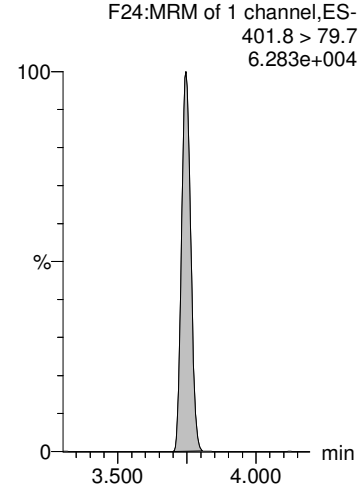

Dataset: P:\PFAS5.PRO\RESULTS\200330P1\200330P1-39.qld

Last Altered: Tuesday, March 31, 2020 14:28:30 Pacific Daylight Time
Printed: Tuesday, March 31, 2020 15:08:59 Pacific Daylight Time

Name: 200330P1-39, Date: 30-Mar-2020, Time: 22:02:23, ID: 2000512-04 EB- peristaltic 0.125, Description: EB- peristaltic

ADONA

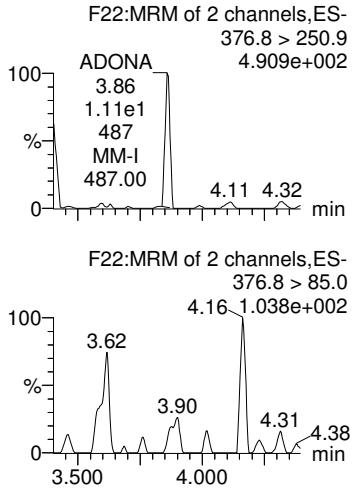

6:2 FTS

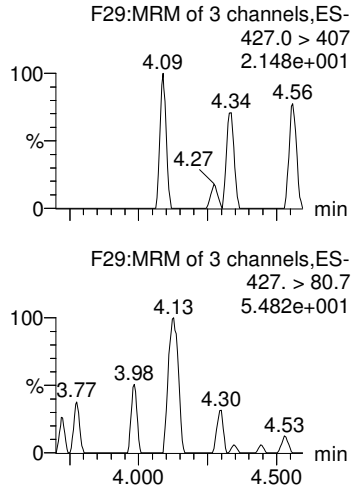

L-PFOA

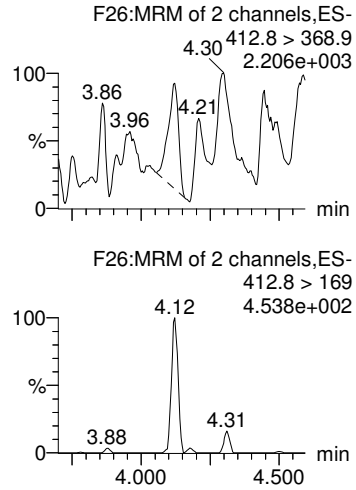

Total PFOA

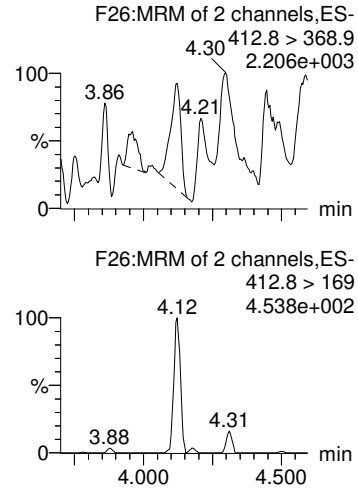

PFHpS

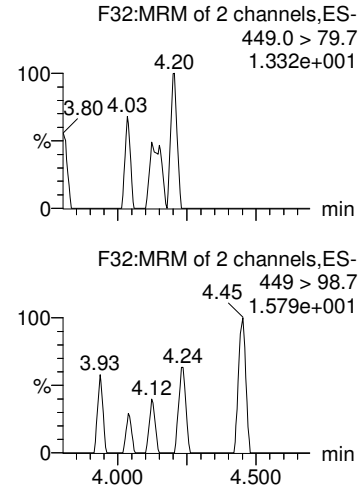

13C4-PFHpA-EIS

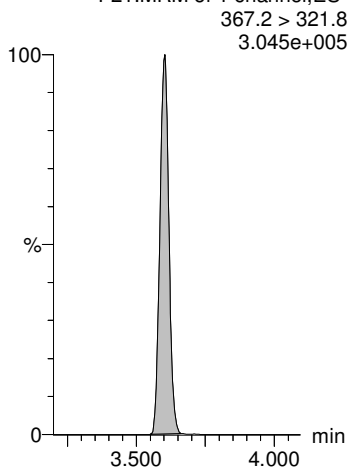

13C2-6:2 FTS-EIS

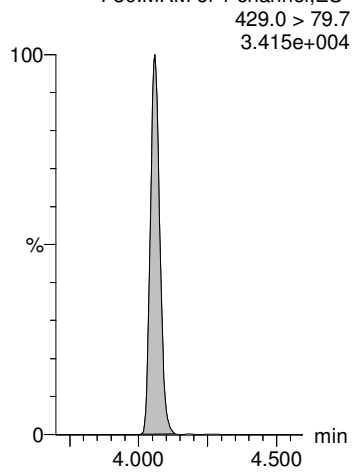

13C2-PFOA-EIS

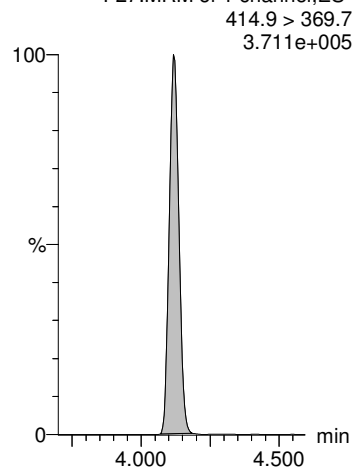

13C2-PFOA-EIS

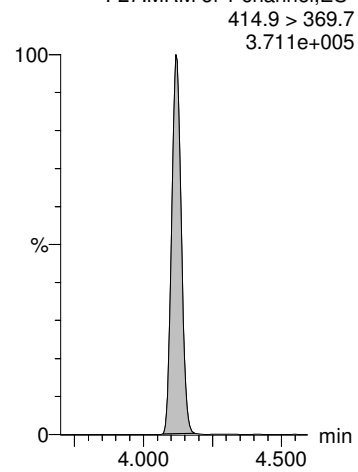

13C8-PFOS-EIS

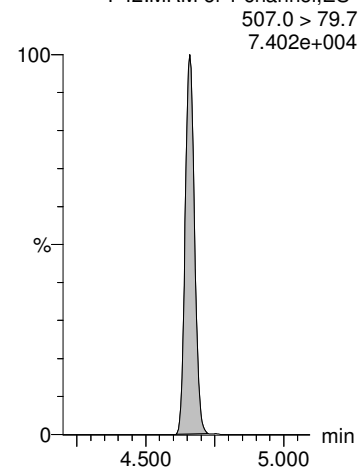

Dataset: P:\PFAS5.PRO\RESULTS\200330P1\200330P1-39.qld

Last Altered: Tuesday, March 31, 2020 14:28:30 Pacific Daylight Time
Printed: Tuesday, March 31, 2020 15:08:59 Pacific Daylight Time

Name: 200330P1-39, Date: 30-Mar-2020, Time: 22:02:23, ID: 2000512-04 EB- peristaltic 0.125, Description: EB- peristaltic

PFNA

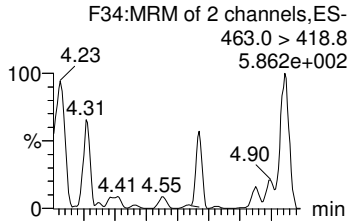

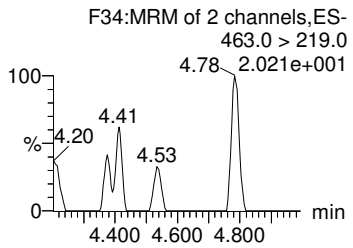

PFOSA

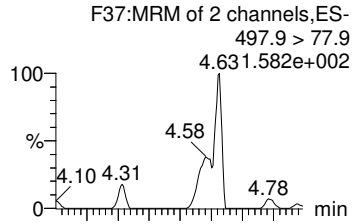

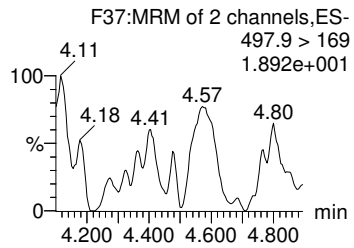

L-PFOS

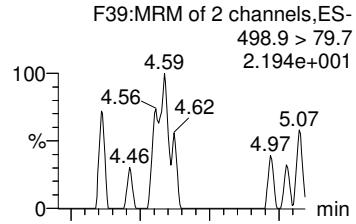

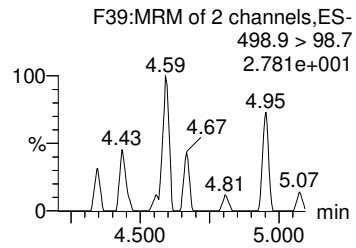

Total PFOS

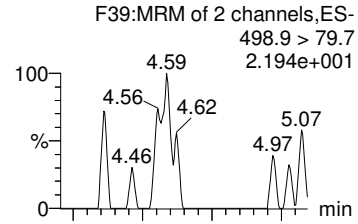

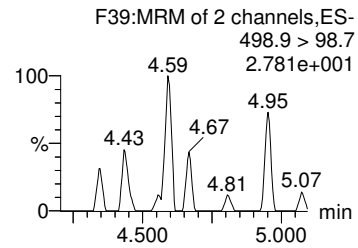

9Cl-PF30NS

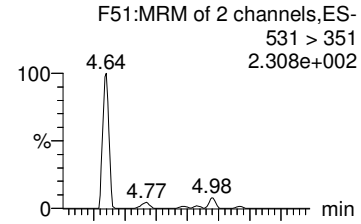

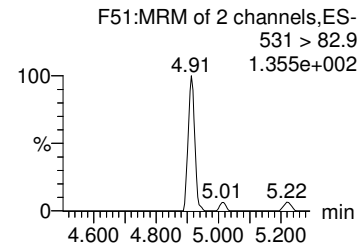

13C5-PFNA-EIS

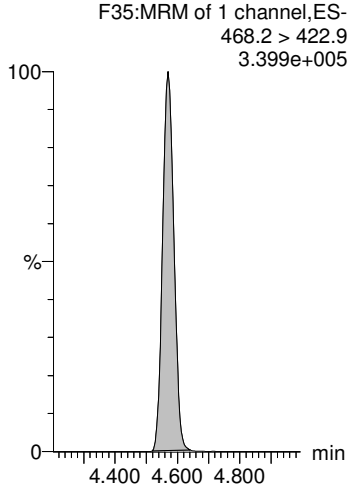

13C8-PFOSA-EIS

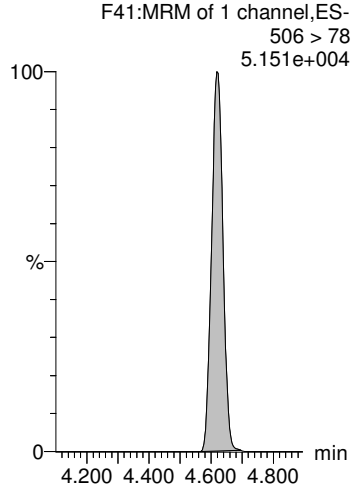

13C8-PFOS-EIS

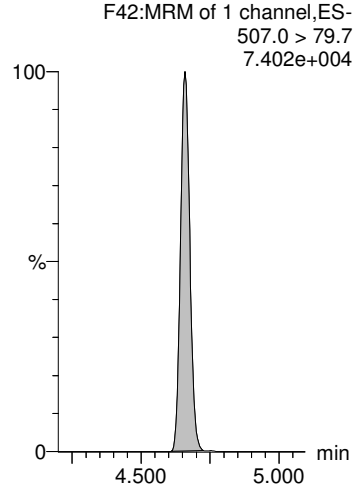

13C8-PFOS-EIS

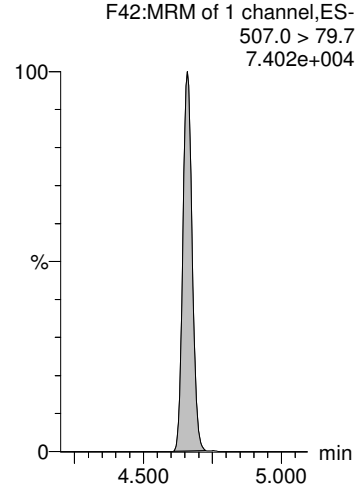

13C8-PFOS-EIS

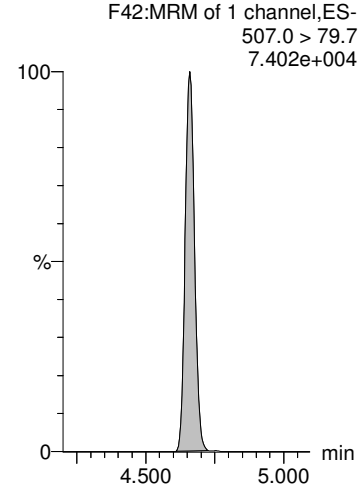

Dataset: P:\PFAS5.PRO\RESULTS\200330P1\200330P1-39.qld

Last Altered: Tuesday, March 31, 2020 14:28:30 Pacific Daylight Time
Printed: Tuesday, March 31, 2020 15:08:59 Pacific Daylight Time

Name: 200330P1-39, Date: 30-Mar-2020, Time: 22:02:23, ID: 2000512-04 EB- peristaltic 0.125, Description: EB- peristaltic

PFDA

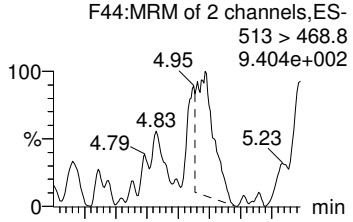

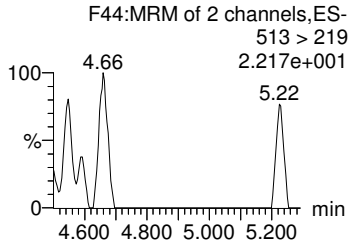

8:2 FTS

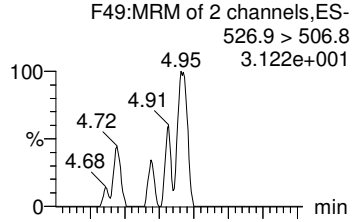

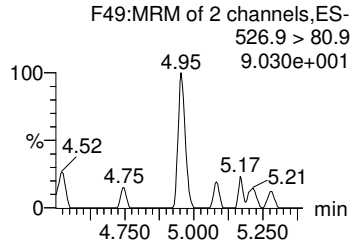

PFNS

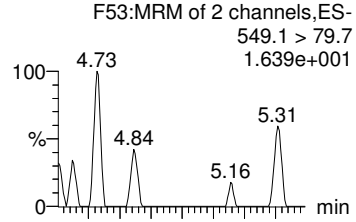

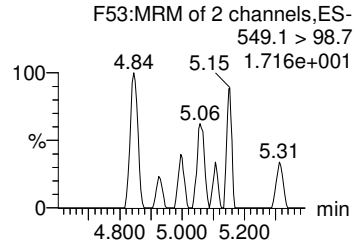

L-MeFOSAA

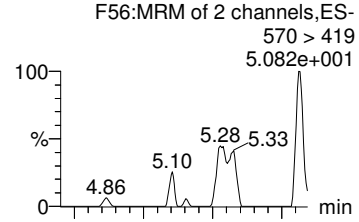

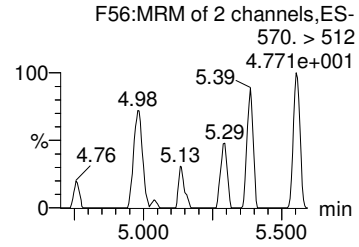

Total N-MeFOSAA

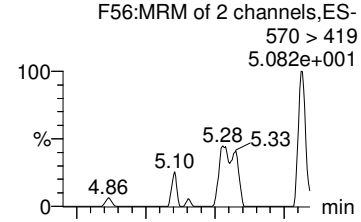

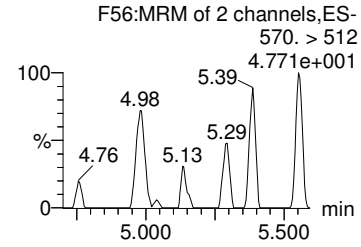

13C2-PFDA-EIS

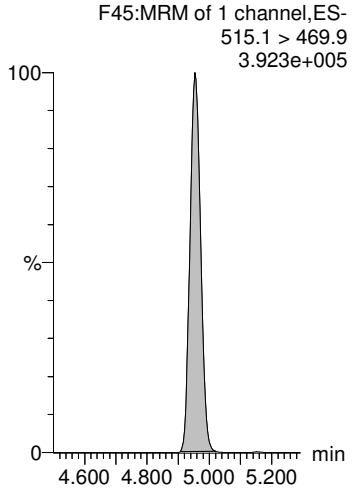

13C2-8:2 FTS-EIS

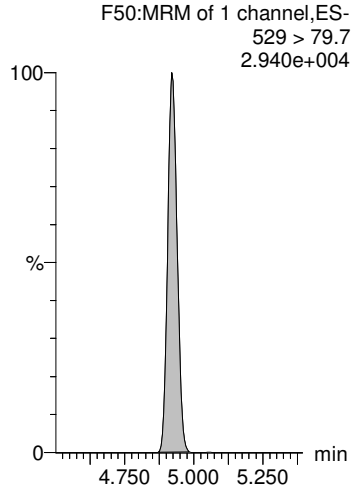

13C8-PFOS-EIS

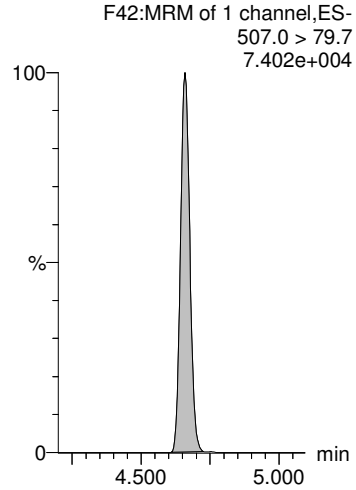

d3-N-MeFOSAA-EIS

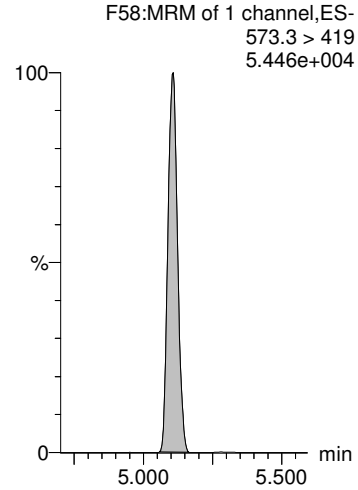

d3-N-MeFOSAA-EIS

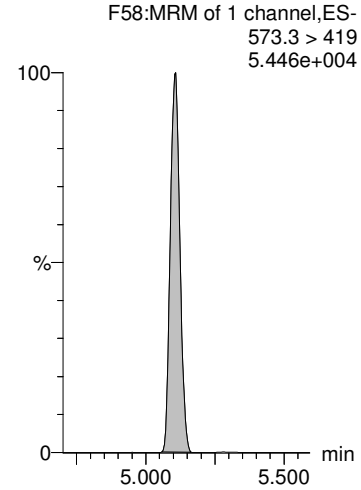

GM 3/31/2020

Dataset: P:\PFAS5.PRO\RESULTS\200330P1\200330P1-39.qld

Last Altered: Tuesday, March 31, 2020 14:28:30 Pacific Daylight Time
Printed: Tuesday, March 31, 2020 15:08:59 Pacific Daylight Time

Name: 200330P1-39, Date: 30-Mar-2020, Time: 22:02:23, ID: 2000512-04 EB- peristaltic 0.125, Description: EB- peristaltic

L-EtFOSAA

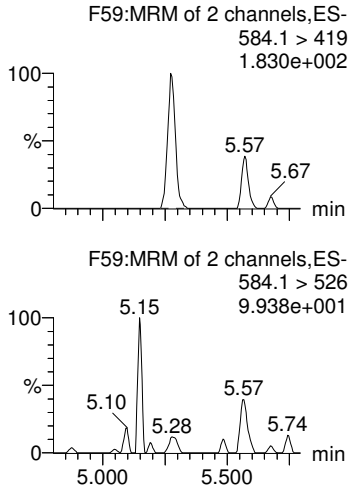

Total N-EtFOSAA

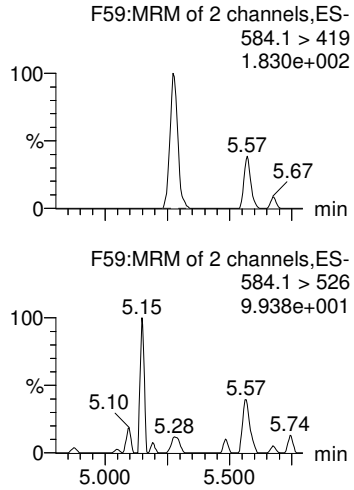

PFUdA

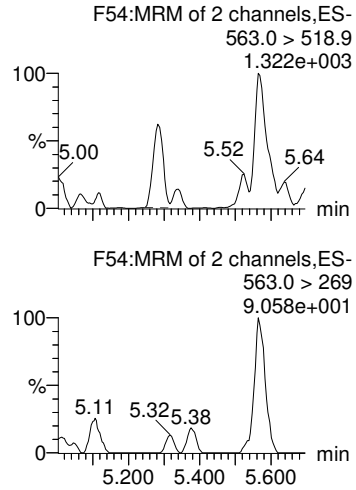

PFDS

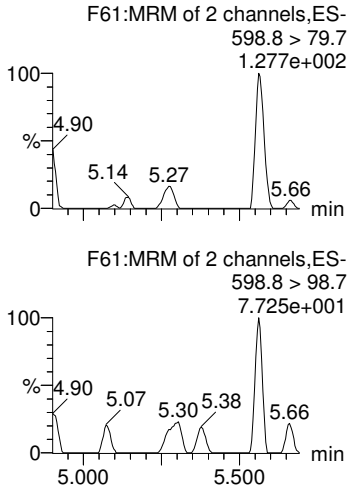

11Cl-PF30UdS

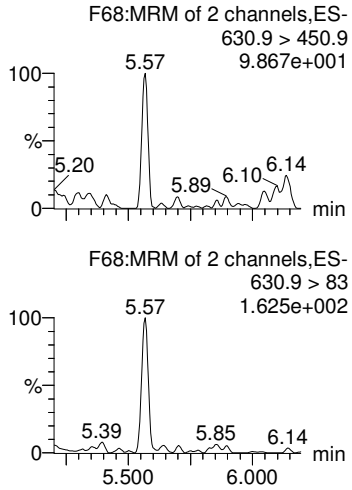

d5-N-EtFOSAA-EIS

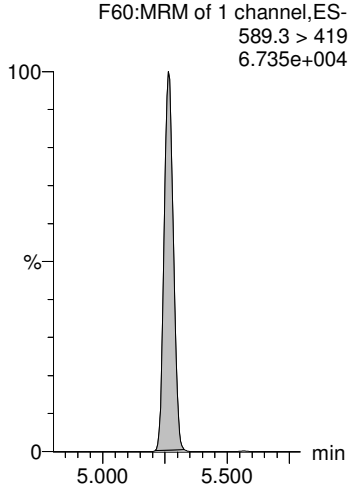

d5-N-EtFOSAA-EIS

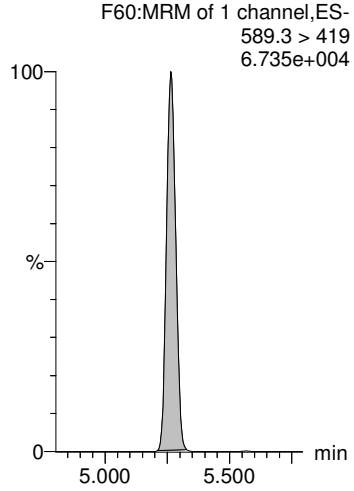

13C2-PFUdA-EIS

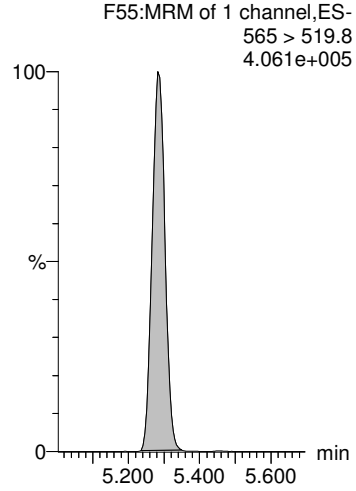

13C8-PFOS-EIS

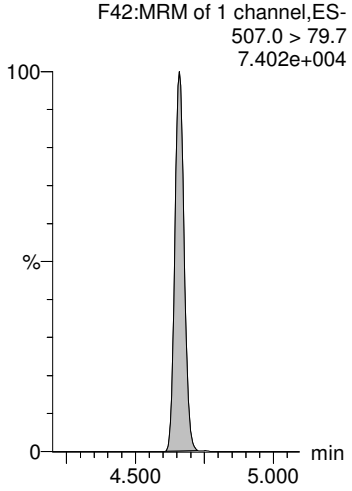

13C2-PFDoA-EIS

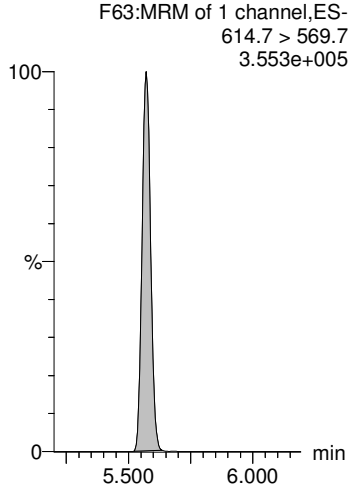

GM 3/31/2020

Dataset: P:\PFAS5.PRO\RESULTS\200330P1\200330P1-39.qld

Last Altered: Tuesday, March 31, 2020 14:28:30 Pacific Daylight Time
Printed: Tuesday, March 31, 2020 15:08:59 Pacific Daylight Time

Name: 200330P1-39, Date: 30-Mar-2020, Time: 22:02:23, ID: 2000512-04 EB- peristaltic 0.125, Description: EB- peristaltic

10:2 FTS

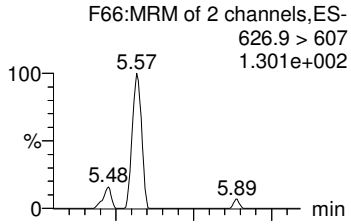

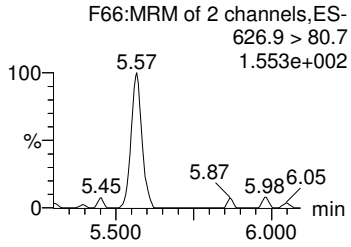

PFDoA

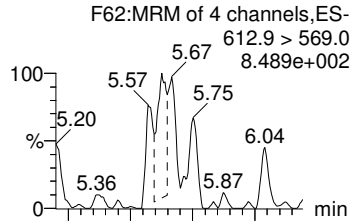

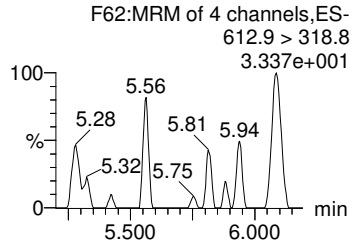

N-MeFOSA

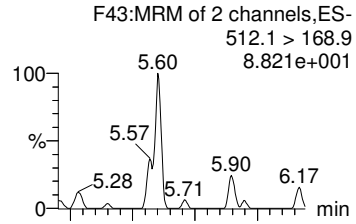

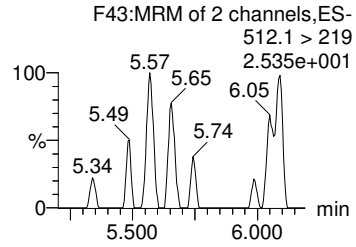

PFTrDA

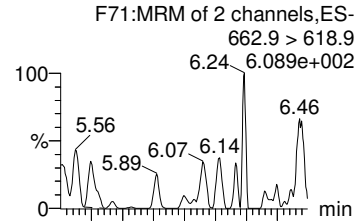

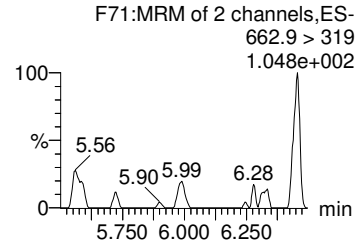

PFDoS

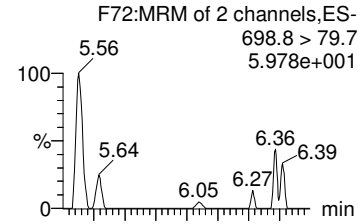

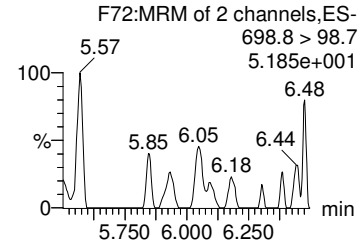

13C2-10:2 FTS-EIS

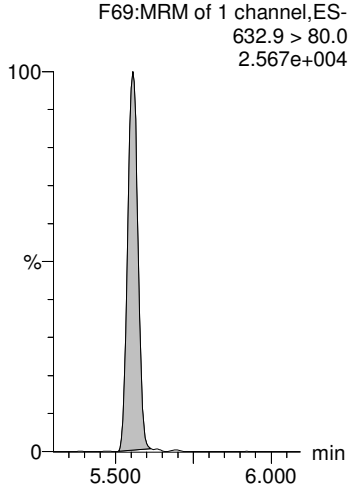

13C2-PFDoA-EIS

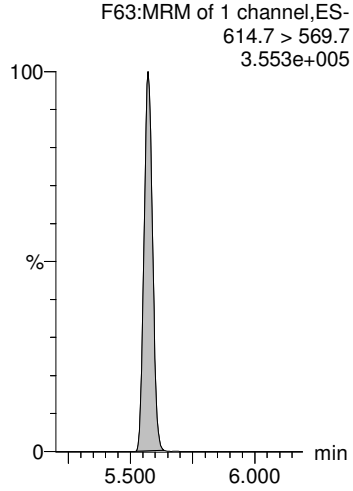

d3-N-MeFOSA-EIS

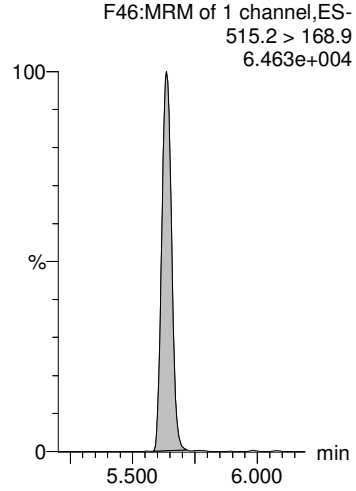

13C2-PFDoA-EIS

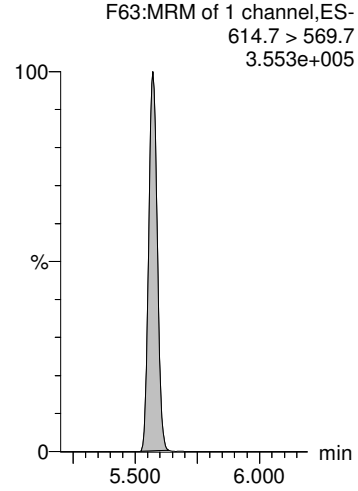

13C2-PFTeDA-EIS

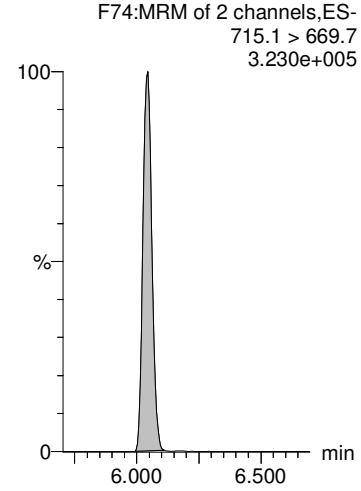

GM 3/31/2020

Dataset: P:\PFAS5.PRO\RESULTS\200330P1\200330P1-39.qld

Last Altered: Tuesday, March 31, 2020 14:28:30 Pacific Daylight Time
Printed: Tuesday, March 31, 2020 15:08:59 Pacific Daylight Time

Name: 200330P1-39, Date: 30-Mar-2020, Time: 22:02:23, ID: 2000512-04 EB- peristaltic 0.125, Description: EB- peristaltic

PFTeDA

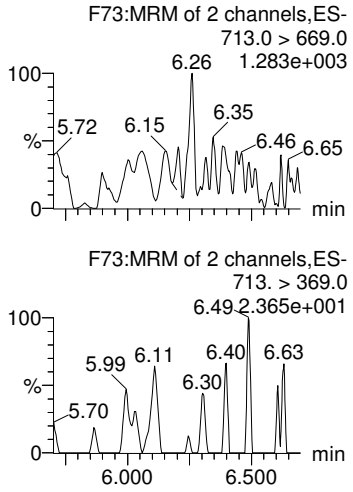

N-EtFOSA

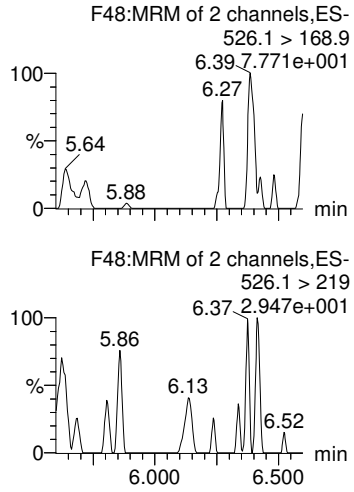

PFHxDA

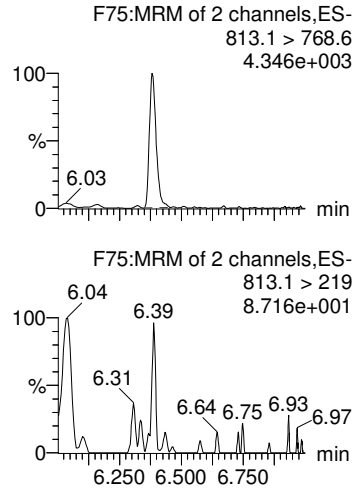

PFODA

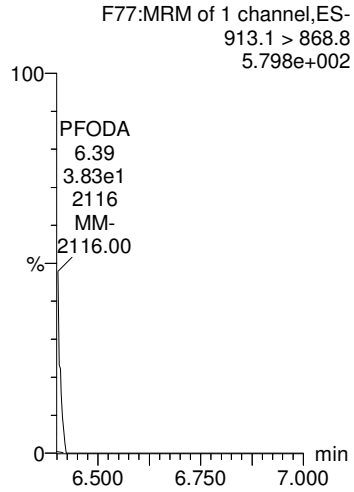

N-MeFOSE

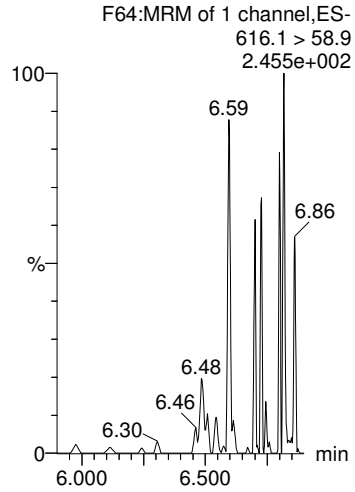

13C2-PFTeDA-EIS

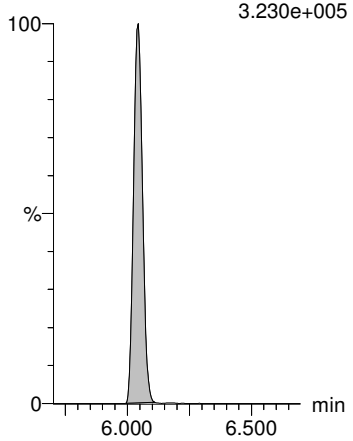

d5-N-ETFOSA-EIS

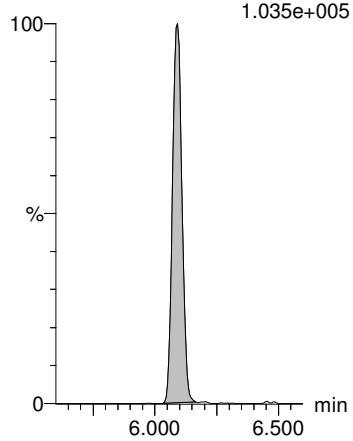

13C2-PFHxDA-EIS

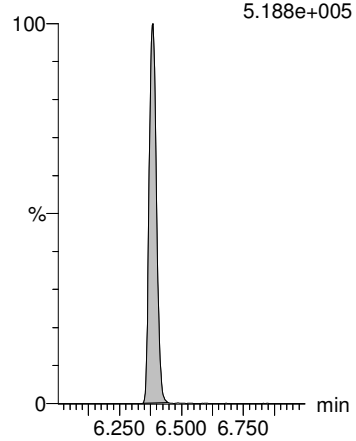

13C2-PFHxDA-EIS

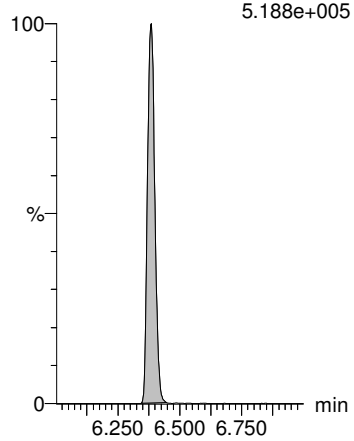

d7-N-MeFOSE-EIS

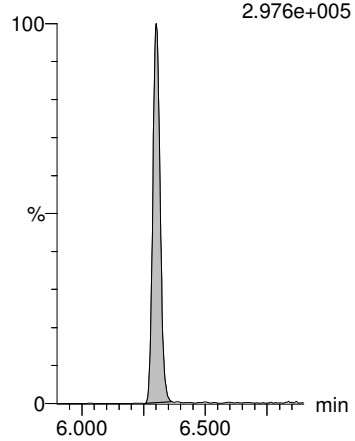

Dataset: P:\PFAS5.PRO\RESULTS\200330P1\200330P1-39.qld

Last Altered: Tuesday, March 31, 2020 14:28:30 Pacific Daylight Time
Printed: Tuesday, March 31, 2020 15:08:59 Pacific Daylight Time

Name: 200330P1-39, Date: 30-Mar-2020, Time: 22:02:23, ID: 2000512-04 EB- peristaltic 0.125, Description: EB- peristaltic

N-EtFOSE

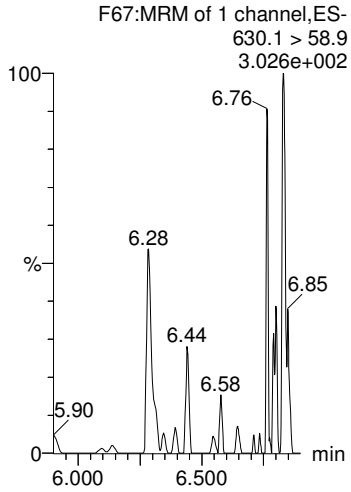

TDCA

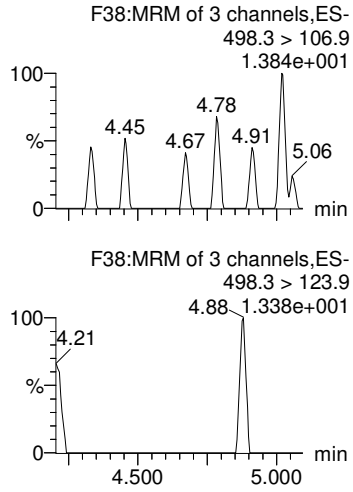

13C4-PFBA

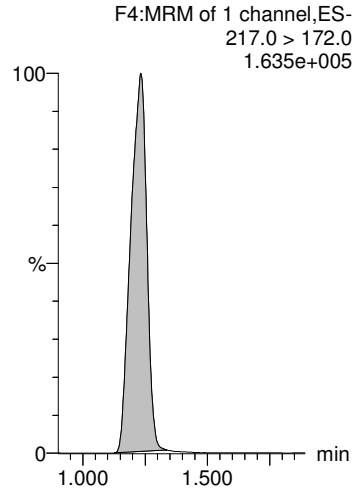

13C8-PFOA

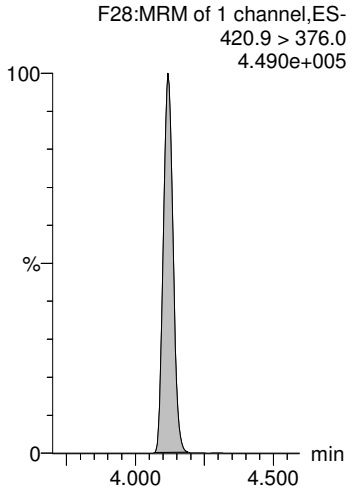

13C5-PFHxA

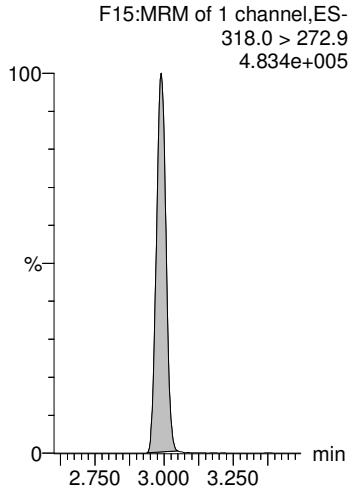

d9-N-EtFOSE-EIS

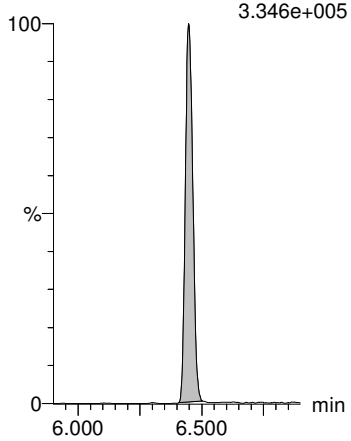

13C8-PFOS-EIS

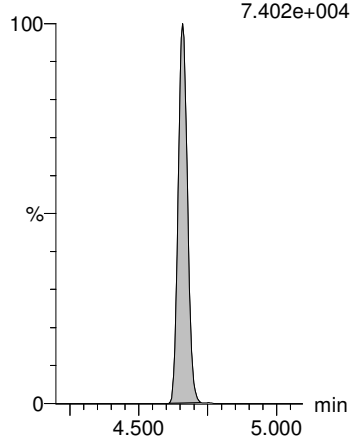

18O2-PFHxS

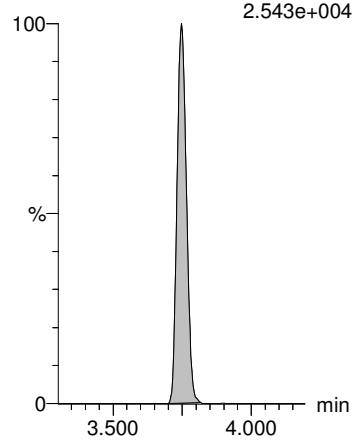

13C4-PFOS

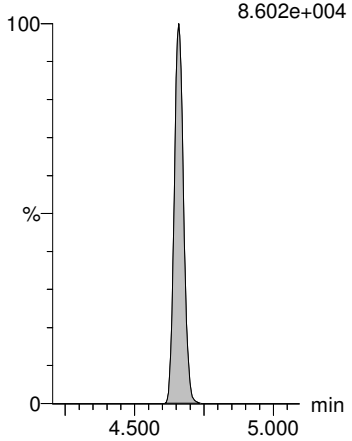

13C6-PFDA

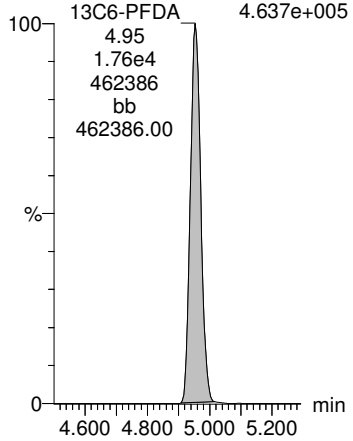

GM 3/31/2020

Dataset: P:\PFAS5.PRO\RESULTS\200330P1\200330P1-39.qld

Last Altered: Tuesday, March 31, 2020 14:28:30 Pacific Daylight Time
Printed: Tuesday, March 31, 2020 15:08:59 Pacific Daylight Time

Name: 200330P1-39, Date: 30-Mar-2020, Time: 22:02:23, ID: 2000512-04 EB- peristaltic 0.125, Description: EB- peristaltic

13C9-PFNA

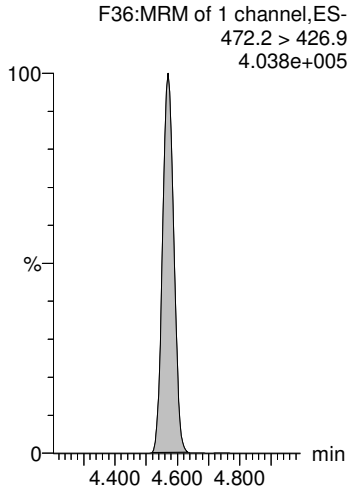

13C7-PFUdA

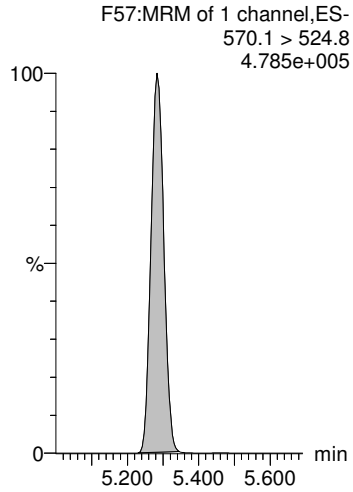

GM 3/31/2020

Dataset: P:\PFAS5.PRO\RESULTS\200330P1\200330P1-40.qld

Last Altered: Tuesday, March 31, 2020 15:22:39 Pacific Daylight Time
Printed: Tuesday, March 31, 2020 15:22:51 Pacific Daylight Time

Name: 200330P1-40, Date: 30-Mar-2020, Time: 22:12:53, ID: 2000512-05 SP-116 0.125, Description: SP-116

	#	Name	Trace	Area	IS Area	wt/vol	Pred.RT	RT	Response	Conc.	%Rec	Ion Ratio	Ratio Out?
1	1	PFBA	213.0 > 168.8	8652.559	6718.210	0.110	1.23	1.23	16.099	127.5			
2	4	PFPeA	263.1 > 218.9	6420.843	10207.254	0.110	2.17	2.17	7.863	72.91			
3	5	PFBS	299.0 > 79.7	617.215	1210.589	0.110	2.46	2.46	6.373	25.14		3.142	NO
4	6	4:2 FTS	327.0 > 307		1459.093	0.110	2.90						YES
5	7	PFHxA	313.0 > 269.0	12378.534	18238.447	0.110	2.99	2.99	8.484	88.79		19.125	NO
6	47	13C3-PFBA-EIS	216.1 > 171.8	6718.210		0.110	1.23	1.23	6718.210	116.2	102.5		
7	49	13C3-PFPeA-EIS	266.0 > 221.8	10207.254		0.110	2.23	2.17	10207.254	95.85	84.5		
8	51	13C3-PFBS-EIS	302.0 > 98.8	1210.589		0.110	2.57	2.46	1210.589	104.1	91.8		
9	55	13C2-4:2 FTS-EIS	329.0 >79.7	1459.093		0.110	2.99	2.90	1459.093	97.07	85.6		
10	57	13C2-PFHxA-EIS	315.0 > 270.0	18238.447		0.110	2.99	2.99	18238.447	94.95	83.7		
11	-1												
12	8	PFPeS	349.>79.7	509.110	1210.589	0.110	3.19	3.19	5.257	20.82		1.948	NO
13	9	HFPO-DA	285.1 > 168.9		3527.415	0.110	3.21						YES
14	11	PFHpA	363.0 > 318.9	7329.022	12058.255	0.110	3.60	3.60	7.598	58.00		28.815	YES
15	13	L-PFHxS	398.9 > 79.7	2682.689	2636.171	0.110	3.74	3.74	12.721	109.7		2.400	NO
16	1...	Total PFHxS	398.9 > 79.7	2682.689	2636.171	0.110	3.93		12.721	109.7			
17	51	13C3-PFBS-EIS	302.0 > 98.8	1210.589		0.110	2.57	2.46	1210.589	104.1	91.8		
18	53	13C3-HFPO-DA-EIS	287.0 > 168.9	3527.415		0.110	3.29	3.21	3527.415	89.43	78.9		
19	59	13C4-PFHpA-EIS	367.2 > 321.8	12058.255		0.110	3.63	3.60	12058.255	101.4	89.4		
20	61	13C3-PFHxS-EIS	401.8 > 79.7	2636.171		0.110	3.75	3.74	2636.171	119.0	104.9		
21	61	13C3-PFHxS-EIS	401.8 > 79.7	2636.171		0.110	3.75	3.74	2636.171	119.0	104.9		
22	-1												
23	12	ADONA	376.8 > 250.9		12058.255	0.110	3.69						YES
24	15	6:2 FTS	427.0 > 407		1296.982	0.110	4.06						YES
25	16	L-PFOA	412.8 > 368.9	69093.578	15778.888	0.110	4.12	4.12	54.736	435.7		2.889	NO
26	1...	Total PFOA	412.8 > 368.9	69093.578	15778.888	0.110	4.60		54.736	435.7			
27	19	PFHpS	449.0 > 79.7	377.657	2842.021	0.110	4.27	4.24	1.661	17.40		1.336	NO
28	59	13C4-PFHpA-EIS	367.2 > 321.8	12058.255		0.110	3.63	3.60	12058.255	101.4	89.4		
29	63	13C2-6:2 FTS-EIS	429.0 >79.7	1296.982		0.110	4.12	4.06	1296.982	94.94	83.7		
30	69	13C2-PFOA-EIS	414.9 > 369.7	15778.888		0.110	4.11	4.12	15778.888	100.0	88.2		
31	69	13C2-PFOA-EIS	414.9 > 369.7	15778.888		0.110	4.11	4.12	15778.888	100.0	88.2		
32	71	13C8-PFOS-EIS	507.0 > 79.7	2842.021		0.110	4.66	4.66	2842.021	90.04	79.4		
33	-1												
34	21	PFNA	463.0 > 418.8	409.320	14708.249	0.110	4.57	4.57	0.348	2.313		9.916	NO
35	22	PFOSA	497.9 > 77.9		2606.628	0.110	4.62						YES
36	23	L-PFOS	498.9 > 79.7	3446.198	2842.021	0.110	4.66	4.51	15.157	147.0		3.618	NO

GM 3/31/2020

Dataset: P:\PFAS5.PRO\RESULTS\200330P1\200330P1-40.qld

Last Altered: Tuesday, March 31, 2020 15:22:39 Pacific Daylight Time
Printed: Tuesday, March 31, 2020 15:22:51 Pacific Daylight Time

Name: 200330P1-40, Date: 30-Mar-2020, Time: 22:12:53, ID: 2000512-05 SP-116 0.125, Description: SP-116

	#	Name	Trace	Area	IS Area	wt/vol	Pred.RT	RT	Response	Conc.	%Rec	Ion Ratio	Ratio Out?
37	1...	Total PFOS	498.9 > 79.7	3446.198	2842.021	0.110	4.60		15.157	147.0			
38	25	9Cl-PF30NS	531 > 351		2842.021	0.110	4.86						YES
39	65	13C5-PFNA-EIS	468.2 > 422.9	14708.249		0.110	4.57	4.57	14708.249	102.6	90.4		
40	67	13C8-PFOSA-EIS	506 > 78	2606.628		0.110	4.63	4.62	2606.628	66.46	58.6		
41	71	13C8-PFOS-EIS	507.0 > 79.7	2842.021		0.110	4.66	4.66	2842.021	90.04	79.4		
42	71	13C8-PFOS-EIS	507.0 > 79.7	2842.021		0.110	4.66	4.66	2842.021	90.04	79.4		
43	71	13C8-PFOS-EIS	507.0 > 79.7	2842.021		0.110	4.66	4.66	2842.021	90.04	79.4		
44	-1												
45	26	PFDA	513 > 468.8		15205.129	0.110	4.95						YES
46	27	8:2 FTS	526.9 > 506.8		996.022	0.110	4.92						YES
47	28	PFNS	549.1 > 79.7		2842.021	0.110	4.99						YES
48	29	L-MeFOSAA	570 > 419		2436.923	0.110	5.11						YES
49	1...	Total N-MeFOSAA	570. > 419	0.000	2436.923	0.110	5.19		0.000				
50	73	13C2-PFDA-EIS	515.1 > 469.9	15205.129		0.110	4.95	4.95	15205.129	97.53	86.0		
51	75	13C2-8:2 FTS-EIS	529 > 79.7	996.022		0.110	4.91	4.92	996.022	84.72	74.7		
52	71	13C8-PFOS-EIS	507.0 > 79.7	2842.021		0.110	4.66	4.66	2842.021	90.04	79.4		
53	77	d3-N-MeFOSAA-EIS	573.3 > 419	2436.923		0.110	5.11	5.11	2436.923	114.9	101.3		
54	77	d3-N-MeFOSAA-EIS	573.3 > 419	2436.923		0.110	5.11	5.11	2436.923	114.9	101.3		
55	-1												
56	31	L-EtFOSAA	584.1 > 419		3728.581	0.110	5.27						YES
57	1...	Total N-EtFOSAA	584.1 > 419	0.000	3728.581	0.110	5.37		0.000				
58	33	PFUdA	563.0 > 518.9		15998.612	0.110	5.29						YES
59	34	PFDS	598.8 > 79.7		2842.021	0.110	5.27						YES
60	35	11Cl-PF30UdS	630.9 > 450.9		13586.992	0.110	5.50						YES
61	81	d5-N-EtFOSAA-EIS	589.3 > 419	3728.581		0.110	5.25	5.27	3728.581	94.39	83.2		
62	81	d5-N-EtFOSAA-EIS	589.3 > 419	3728.581		0.110	5.25	5.27	3728.581	94.39	83.2		
63	79	13C2-PFUdA-EIS	565 > 519.8	15998.612		0.110	5.28	5.29	15998.612	87.52	77.2		
64	71	13C8-PFOS-EIS	507.0 > 79.7	2842.021		0.110	4.66	4.66	2842.021	90.04	79.4		
65	83	13C2-PFDoA-EIS	614.7 > 569.7	13586.992		0.110	5.55	5.57	13586.992	84.77	74.7		
66	-1												
67	36	10:2 FTS	626.9 > 607		674.079	0.110	5.55						YES
68	37	PFDoA	612.9 > 569.0		13586.992	0.110	5.57						YES
69	38	N-MeFOSA	512.1 > 168.9		1836.206	0.110	5.62						YES
70	39	PFTrDA	662.9 > 618.9		13586.992	0.110	5.82						YES
71	40	PFDoS	698.8 > 79.7		13840.139	0.110	5.85						YES
72	85	13C2-10:2 FTS-EIS	632.9 > 80.0	674.079		0.110	5.50	5.55	674.079	66.08	58.3		

GM 3/31/2020

Dataset: P:\PFAS5.PRO\RESULTS\200330P1\200330P1-40.qld

Last Altered: Tuesday, March 31, 2020 15:22:39 Pacific Daylight Time
Printed: Tuesday, March 31, 2020 15:22:51 Pacific Daylight Time

Name: 200330P1-40, Date: 30-Mar-2020, Time: 22:12:53, ID: 2000512-05 SP-116 0.125, Description: SP-116

	#	Name	Trace	Area	IS Area	wt/vol	Pred.RT	RT	Response	Conc.	%Rec	Ion Ratio	Ratio Out?
73	83	13C2-PFDoA-EIS	614.7 > 569.7	13586.992		0.110	5.55	5.57	13586.992	84.77	74.7		
74	87	d3-N-MeFOSA-EIS	515.2 > 168.9	1836.206		0.110	5.45	5.63	1836.206	129.7	9.6		
75	83	13C2-PFDoA-EIS	614.7 > 569.7	13586.992		0.110	5.55	5.57	13586.992	84.77	74.7		
76	89	13C2-PFTeDA-EIS	715.1 > 669.7	13840.139		0.110	5.98	6.04	13840.139	81.19	71.6		
77	-1												
78	41	PFTeDA	713.0 > 669.0		13840.139	0.110	6.04						YES
79	42	N-EtFOSA	526.1 > 168.9		2768.109	0.110	6.07						YES
80	43	PFHxDA	813.1 > 768.6		17162.840	0.110	6.38						YES
81	44	PFODA	913.1 > 868.8		17162.840	0.110	6.59						
82	45	N-MeFOSE	616.1 > 58.9		11881.251	0.110	6.30						
83	89	13C2-PFTeDA-EIS	715.1 > 669.7	13840.139		0.110	5.98	6.04	13840.139	81.19	71.6		
84	91	d5-N-ETFOSA-EIS	531.1 > 168.9	2768.109		0.110	5.81	6.09	2768.109	123.5	9.1		
85	93	13C2-PFHxDA-EIS	815 > 769.7	17162.840		0.110	6.26	6.38	17162.840	68.30	60.2		
86	93	13C2-PFHxDA-EIS	815 > 769.7	17162.840		0.110	6.26	6.38	17162.840	68.30	60.2		
87	95	d7-N-MeFOSE-EIS	623.1 > 58.9	11881.251		0.110	5.95	6.30	11881.251	616.5	45.5		
88	-1												
89	46	N-EtFOSE	630.1 > 58.9	6.022	13143.586	0.110	6.45	6.46	0.068				
90	1...	TDCA	498.3>106.9			0.110	4.04						YES
91	99	13C4-PFBA	217.0 > 172.0	11812.683	11812.683	0.110	1.27	1.23	12.500	113.4	100.0		
92	1...	13C8-PFOA	420.9 > 376.0	18821.818	18821.818	0.110	4.13	4.11	12.500	113.4	100.0		
93	1...	13C5-PFHxA	318.0 > 272.9	19531.223	19531.223	0.110	3.00	2.99	12.500	113.4	100.0		
94	97	d9-N-EtFOSE-EIS	639.2 > 58.8	13143.586		0.110	6.15	6.45	13143.586	626.0	46.2		
95	71	13C8-PFOS-EIS	507.0 > 79.7	2842.021		0.110	4.66	4.66	2842.021	90.04	79.4		
96	1...	18O2-PFHxS	403.0 > 102.6	1110.490	1110.490	0.110	3.76	3.75	12.500	113.4	100.0		
97	1...	13C4-PFOS	503 > 79.7	2946.339	2946.339	0.110	4.67	4.66	12.500	113.4	100.0		
98	1...	13C6-PFDA	519.1 > 473.7	17067.018	17067.018	0.110	4.96	4.95	12.500	113.4	100.0		
99	-1												
100	1...	13C9-PFNA	472.2 > 426.9	16976.270	16976.270	0.110	4.58	4.57	12.500	113.4	100.0		
101	1...	13C7-PFUdA	570.1 > 524.8	18209.057	18209.057	0.110	5.29	5.28	12.500	113.4	100.0		

GM 3/31/2020

Dataset: P:\PFAS5.PRO\RESULTS\200330P1\200330P1-40.qld

Last Altered: Tuesday, March 31, 2020 15:22:39 Pacific Daylight Time
Printed: Tuesday, March 31, 2020 15:22:51 Pacific Daylight Time

Method: P:\PFAS5.PRO\MethDB\NEW_PFAS_80C_033020.mdb 31 Mar 2020 07:57:04
Calibration: P:\PFAS5.PRO\CurveDB\C18_VAL-PFAS_Q5_03-30-20.cdb 31 Mar 2020 10:07:05

Name: 200330P1-40, Date: 30-Mar-2020, Time: 22:12:53, ID: 2000512-05 SP-116 0.125, Description: SP-116

PFBA

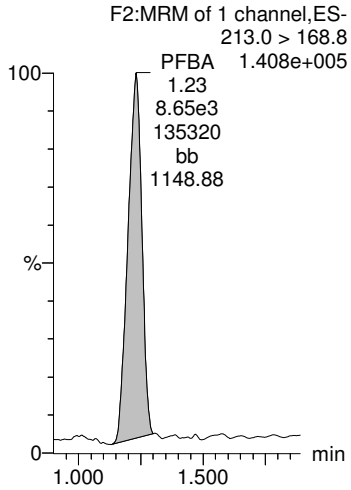

PFPeA

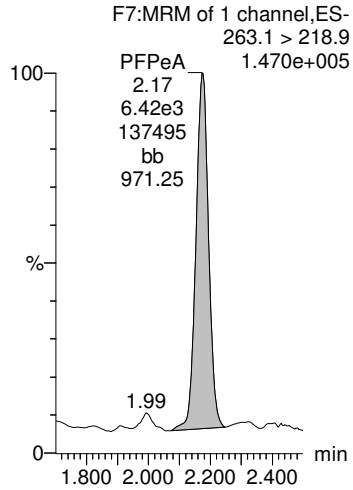

PFBS

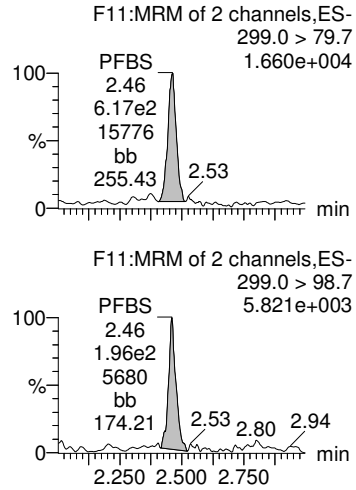

4:2 FTS

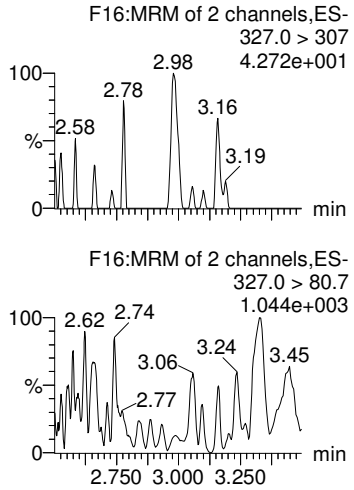

PFHxA

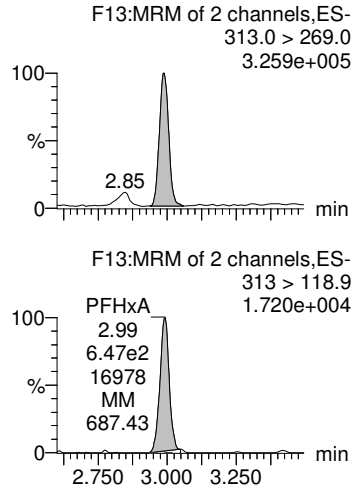

13C3-PFBA-EIS

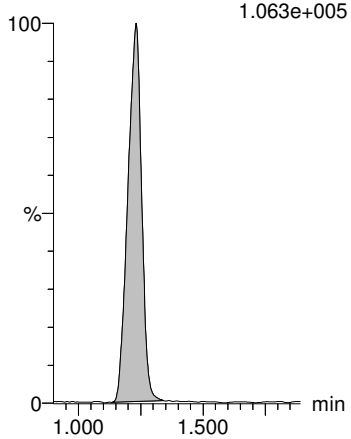

13C3-PFPeA-EIS

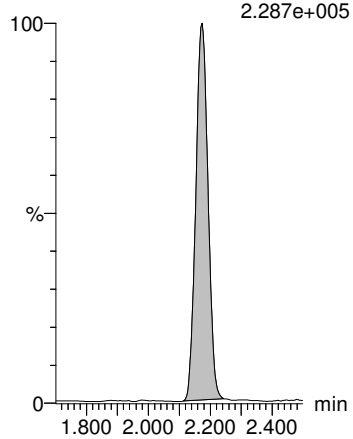

13C3-PFBS-EIS

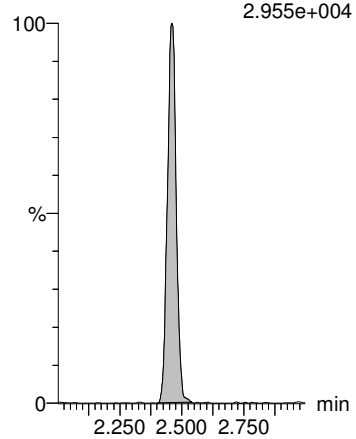

13C2-4:2 FTS-EIS

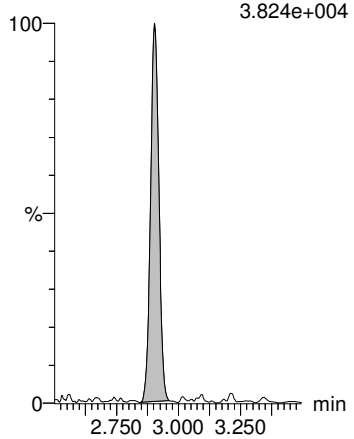

13C2-PFHxA-EIS

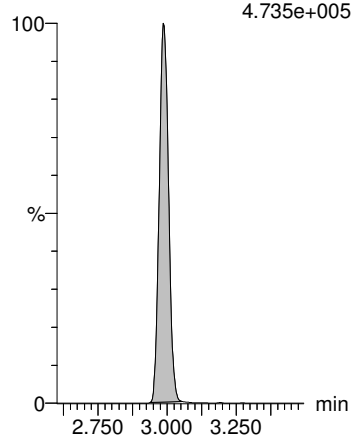

GM 3/31/2020

Dataset: P:\PFAS5.PRO\RESULTS\200330P1\200330P1-40.qld

Last Altered: Tuesday, March 31, 2020 15:22:39 Pacific Daylight Time
Printed: Tuesday, March 31, 2020 15:22:51 Pacific Daylight Time

Name: 200330P1-40, Date: 30-Mar-2020, Time: 22:12:53, ID: 2000512-05 SP-116 0.125, Description: SP-116

PFPeS

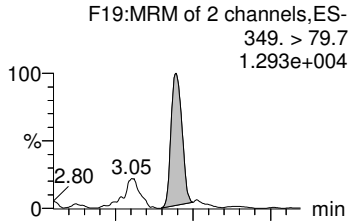

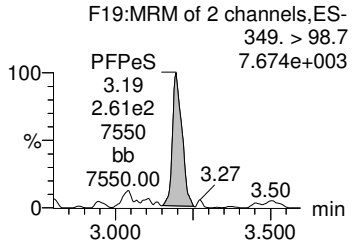

HFPO-DA

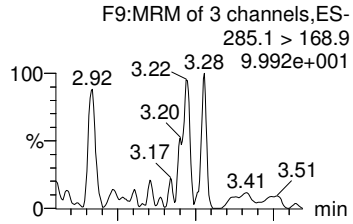

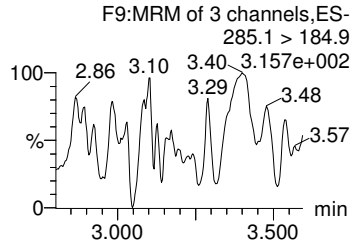

PFHpA

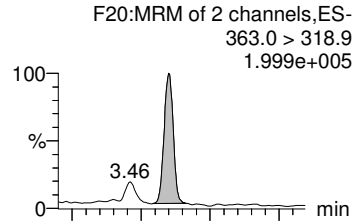

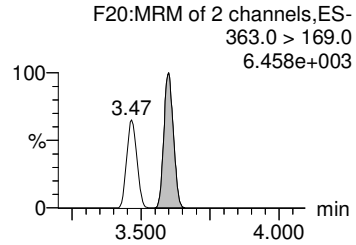

L-PFHxS

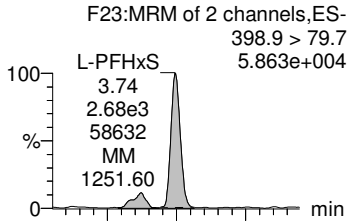

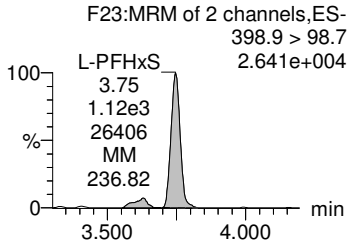

Total PFHxS

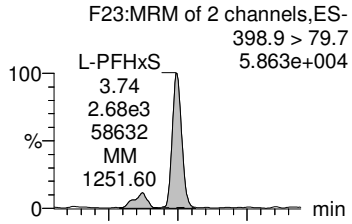

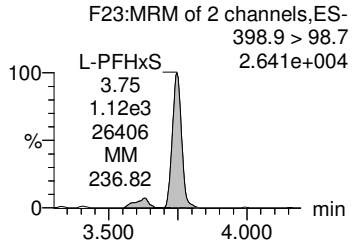

13C3-PFBS-EIS

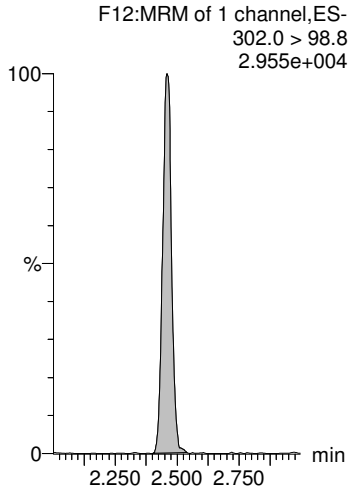

13C3-HFPO-DA-EIS

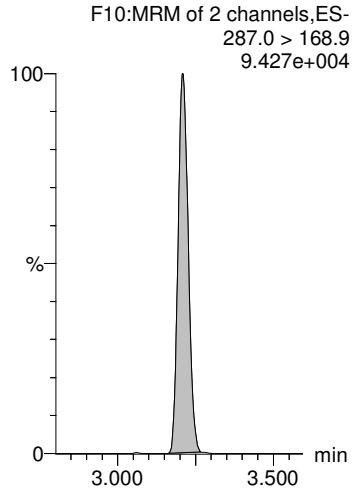

13C4-PFHpA-EIS

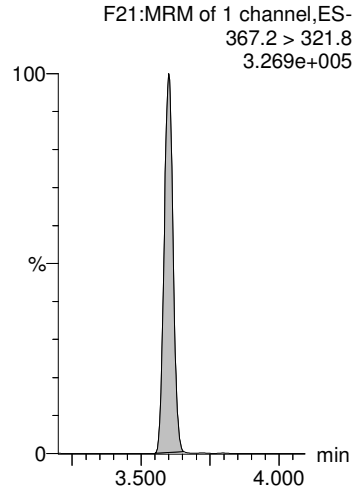

13C3-PFHxS-EIS

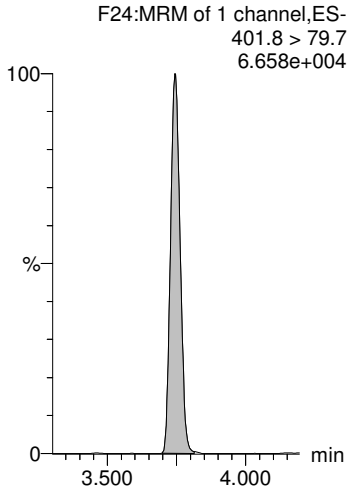

13C3-PFHxS-EIS

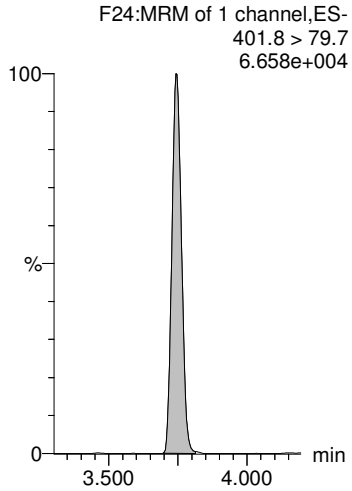

GM 3/31/2020

Dataset: P:\PFAS5.PRO\RESULTS\200330P1\200330P1-40.qld

Last Altered: Tuesday, March 31, 2020 15:22:39 Pacific Daylight Time
Printed: Tuesday, March 31, 2020 15:22:51 Pacific Daylight Time

Name: 200330P1-40, Date: 30-Mar-2020, Time: 22:12:53, ID: 2000512-05 SP-116 0.125, Description: SP-116

ADONA

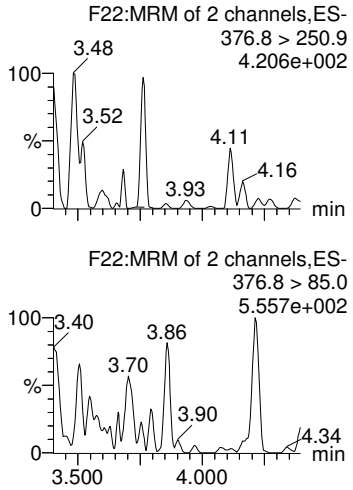

6:2 FTS

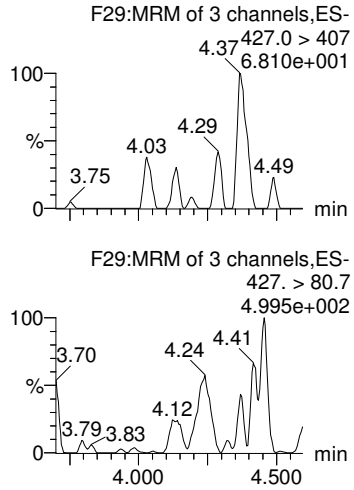

L-PFOA

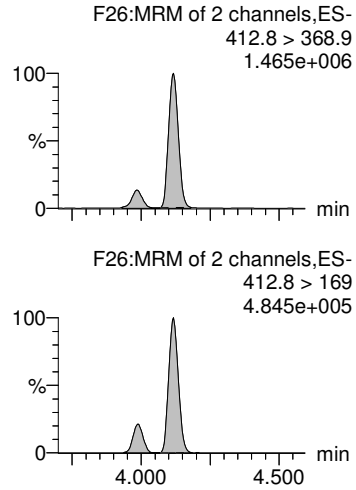

Total PFOA

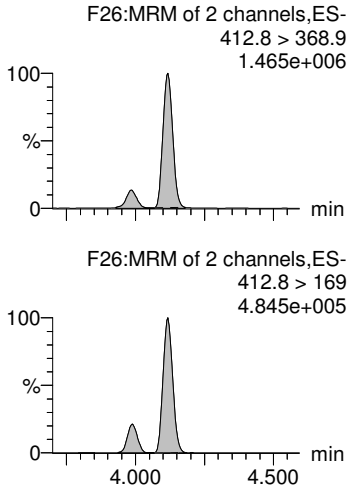

PFHpS

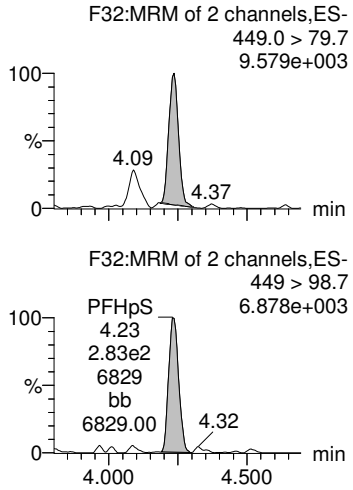

13C4-PFHpA-EIS

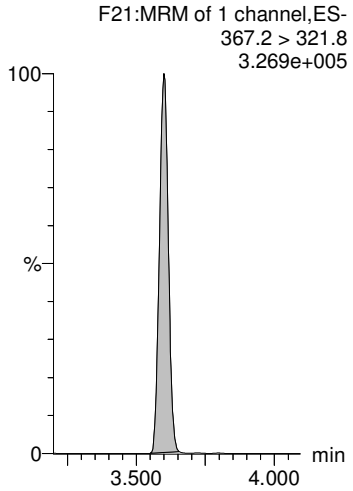

13C2-6:2 FTS-EIS

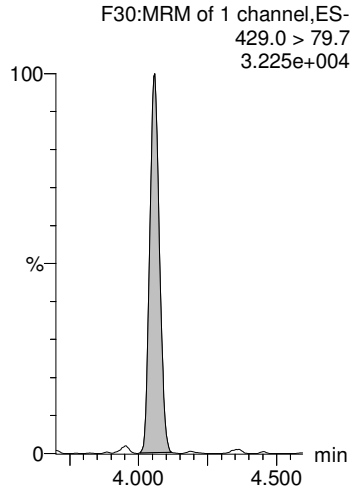

13C2-PFOA-EIS

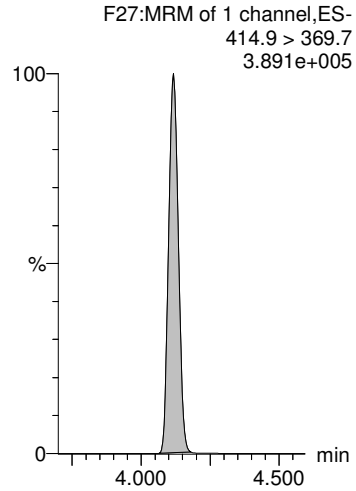

13C2-PFOA-EIS

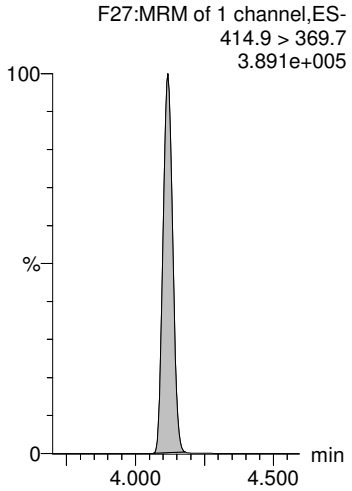

13C8-PFOS-EIS

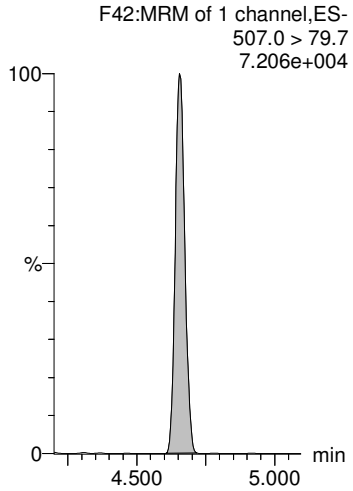

GM 3/31/2020

Dataset: P:\PFAS5.PRO\RESULTS\200330P1\200330P1-40.qld

Last Altered: Tuesday, March 31, 2020 15:22:39 Pacific Daylight Time
Printed: Tuesday, March 31, 2020 15:22:51 Pacific Daylight Time

Name: 200330P1-40, Date: 30-Mar-2020, Time: 22:12:53, ID: 2000512-05 SP-116 0.125, Description: SP-116

PFNA

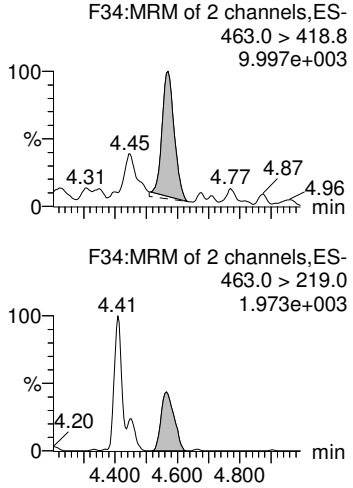

PFOSA

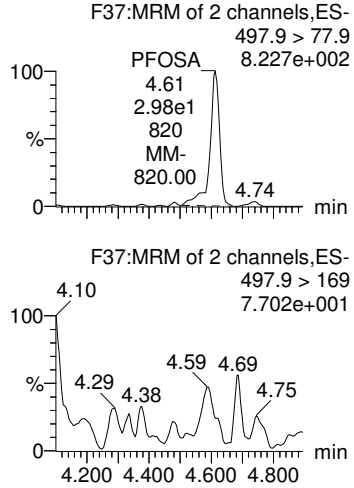

L-PFOS

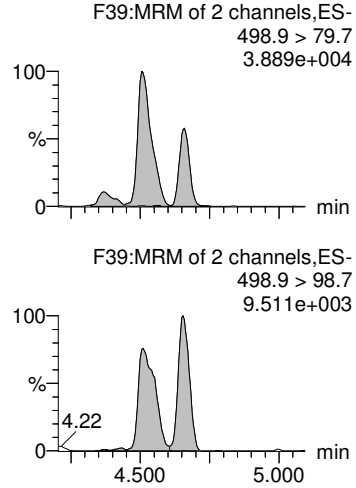

Total PFOS

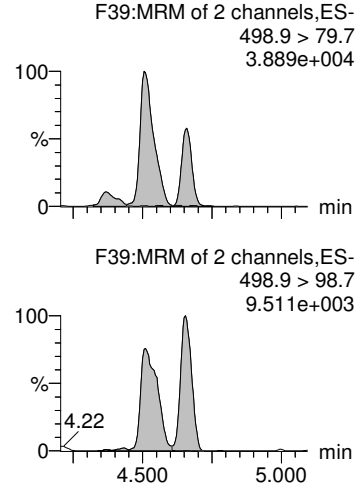

9Cl-PF30NS

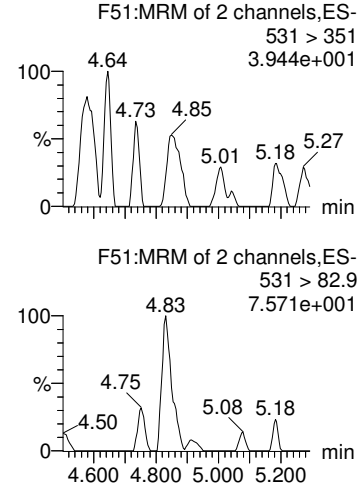

13C5-PFNA-EIS

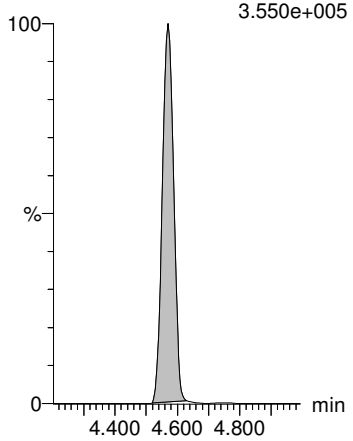

13C8-PFOSA-EIS

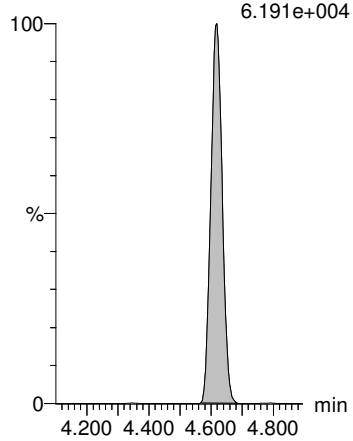

13C8-PFOS-EIS

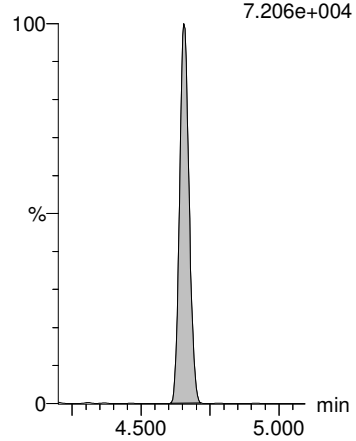

13C8-PFOS-EIS

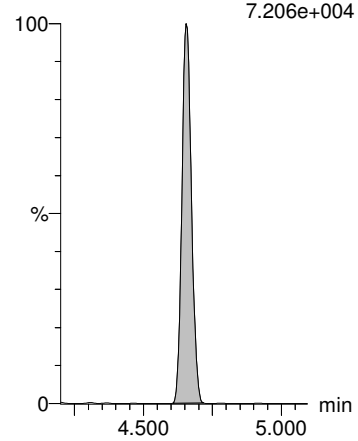

13C8-PFOS-EIS

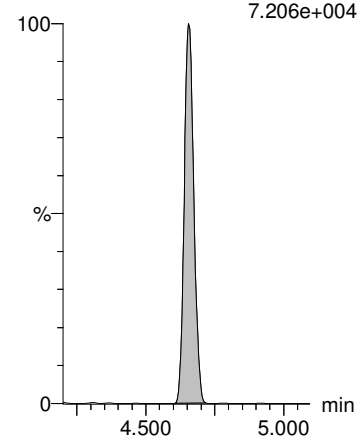

GM 3/31/2020

Dataset: P:\PFAS5.PRO\RESULTS\200330P1\200330P1-40.qld

Last Altered: Tuesday, March 31, 2020 15:22:39 Pacific Daylight Time
Printed: Tuesday, March 31, 2020 15:22:51 Pacific Daylight Time

Name: 200330P1-40, Date: 30-Mar-2020, Time: 22:12:53, ID: 2000512-05 SP-116 0.125, Description: SP-116

PFDA

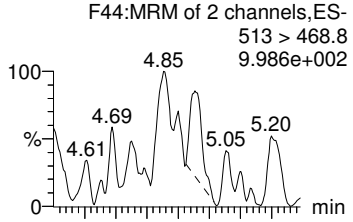

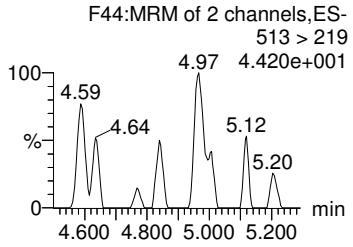

8:2 FTS

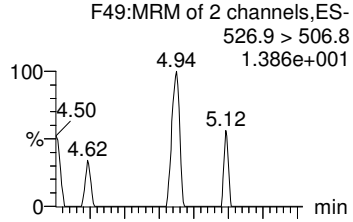

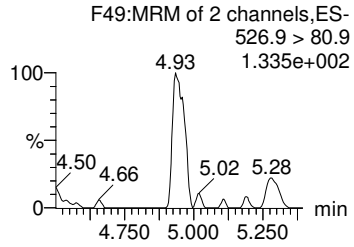

PFNS

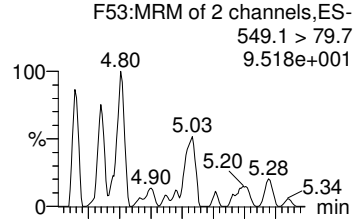

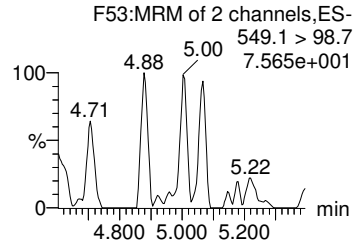

L-MeFOSAA

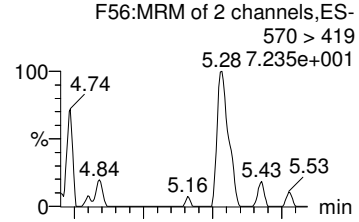

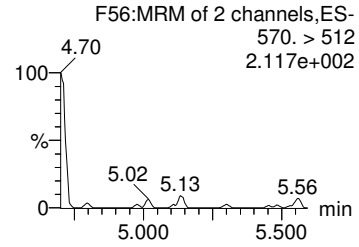

Total N-MeFOSAA

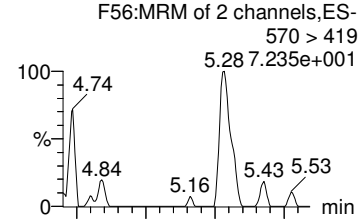

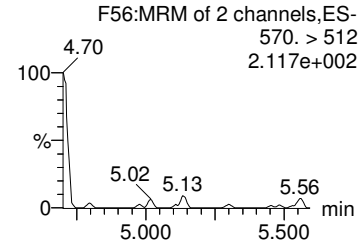

13C2-PFDA-EIS

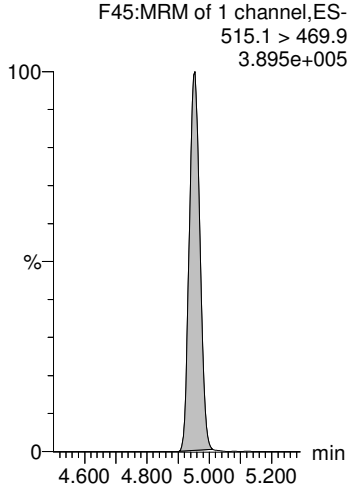

13C2-8:2 FTS-EIS

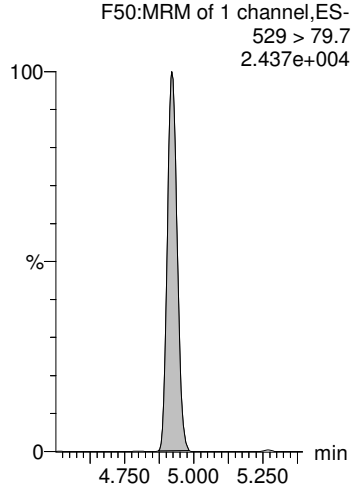

13C8-PFOS-EIS

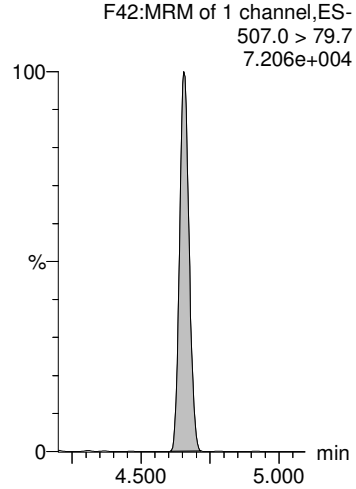

d3-N-MeFOSAA-EIS

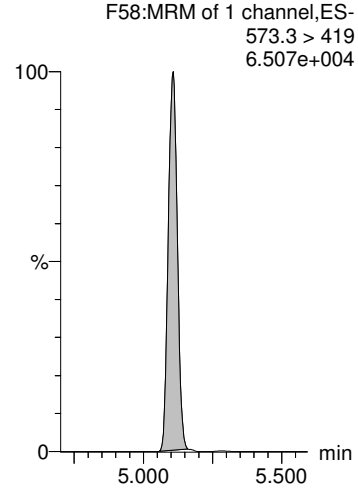

d3-N-MeFOSAA-EIS

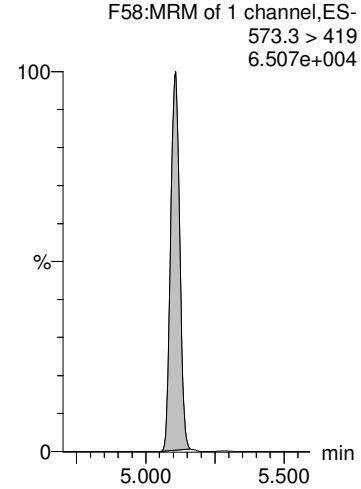

Dataset: P:\PFAS5.PRO\RESULTS\200330P1\200330P1-40.qld

Last Altered: Tuesday, March 31, 2020 15:22:39 Pacific Daylight Time
Printed: Tuesday, March 31, 2020 15:22:51 Pacific Daylight Time

Name: 200330P1-40, Date: 30-Mar-2020, Time: 22:12:53, ID: 2000512-05 SP-116 0.125, Description: SP-116

L-EtFOSAA

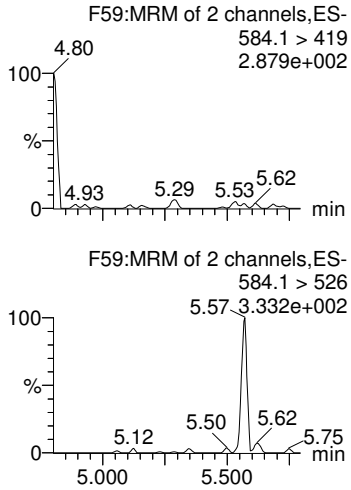

Total N-EtFOSAA

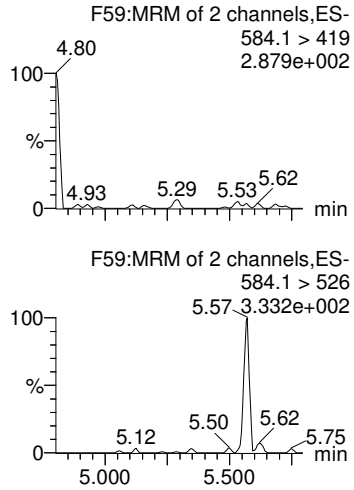

PFUdA

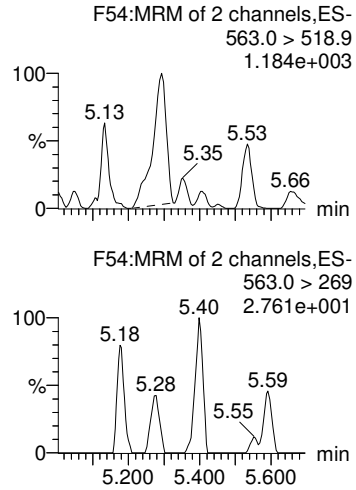

PFDS

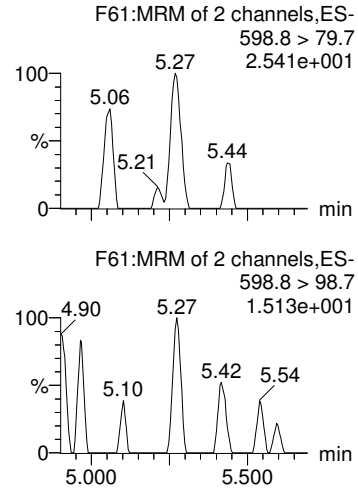

11Cl-PF30UdS

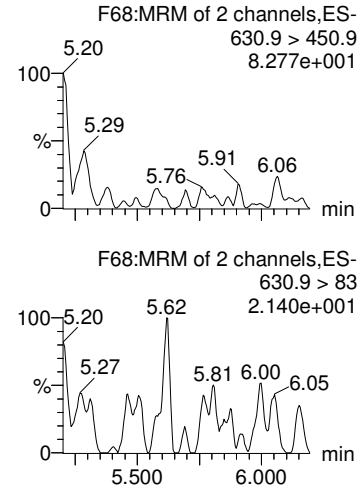

d5-N-EtFOSAA-EIS

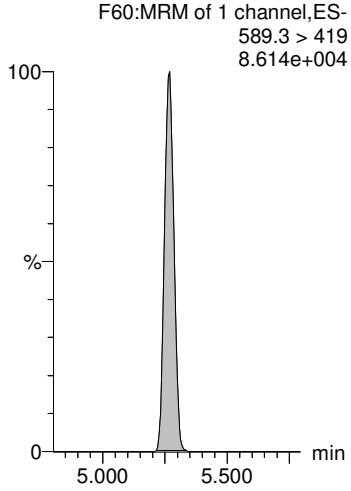

d5-N-EtFOSAA-EIS

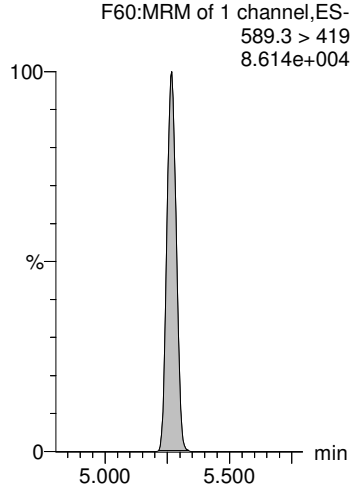

13C2-PFUdA-EIS

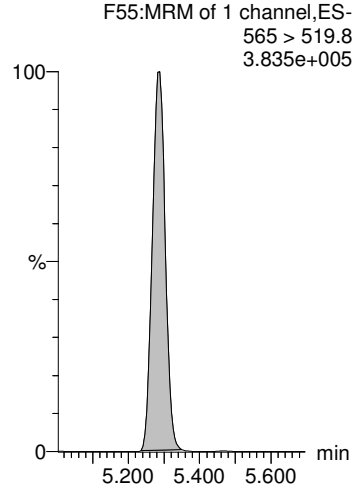

13C8-PFOS-EIS

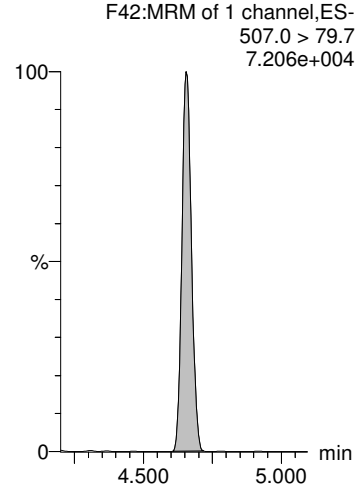

13C2-PFDoA-EIS

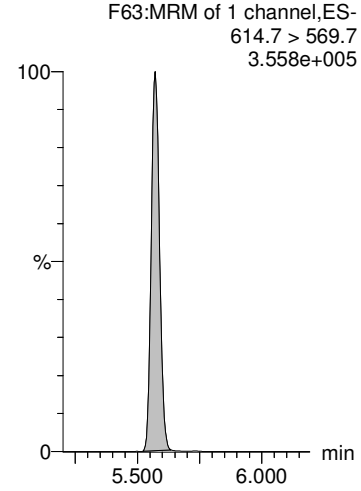

GM 3/31/2020

Dataset: P:\PFAS5.PRO\RESULTS\200330P1\200330P1-40.qld

Last Altered: Tuesday, March 31, 2020 15:22:39 Pacific Daylight Time
Printed: Tuesday, March 31, 2020 15:22:51 Pacific Daylight Time

Name: 200330P1-40, Date: 30-Mar-2020, Time: 22:12:53, ID: 2000512-05 SP-116 0.125, Description: SP-116

10:2 FTS

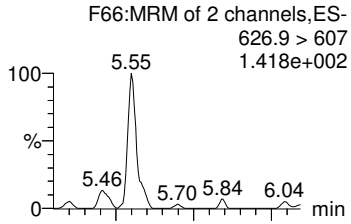

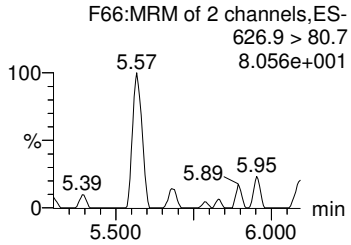

PFDoA

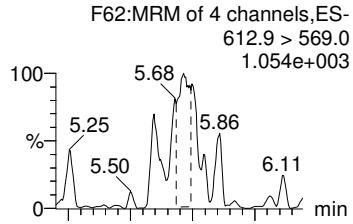

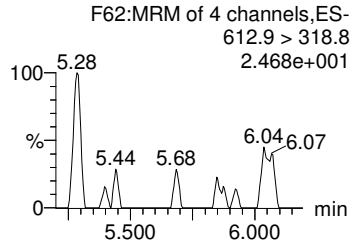

N-MeFOSA

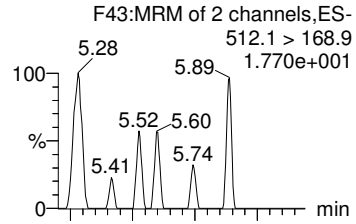

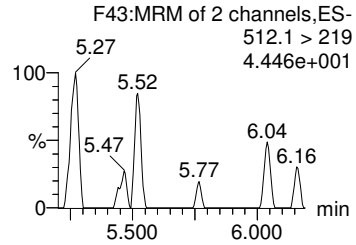

PFTrDA

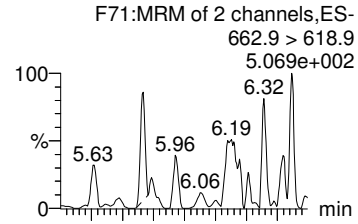

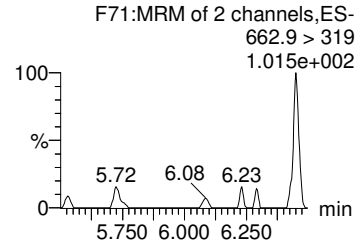

PFDoS

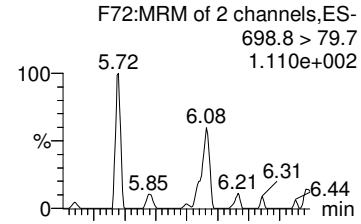

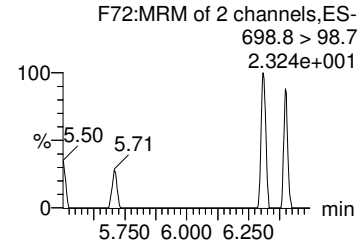

13C2-10:2 FTS-EIS

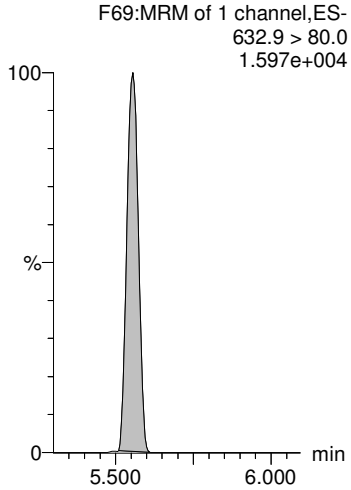

13C2-PFDoA-EIS

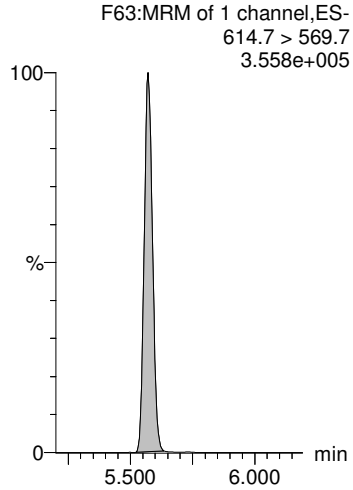

d3-N-MeFOSA-EIS

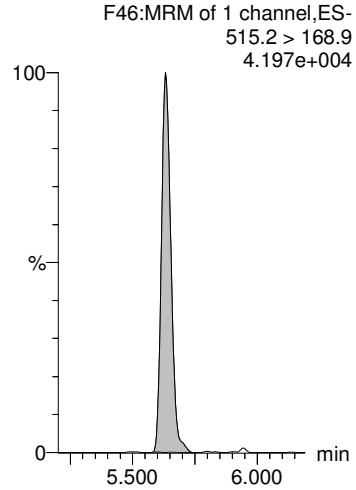

13C2-PFDoA-EIS

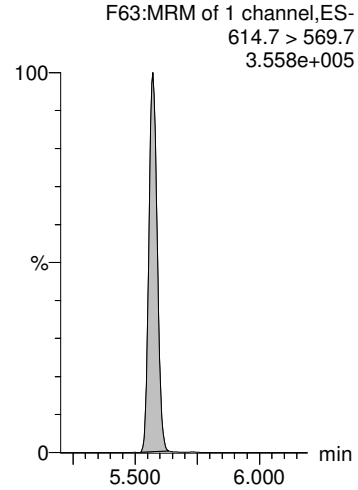

13C2-PFTeDA-EIS

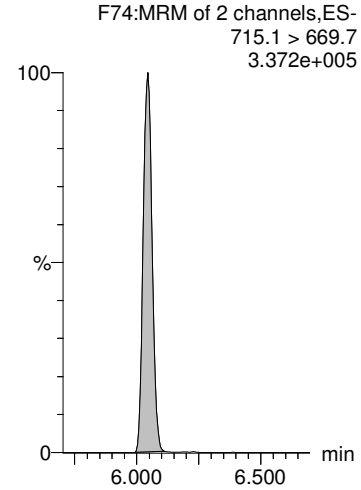

GM 3/31/2020

Dataset: P:\PFAS5.PRO\RESULTS\200330P1\200330P1-40.qld

Last Altered: Tuesday, March 31, 2020 15:22:39 Pacific Daylight Time
Printed: Tuesday, March 31, 2020 15:22:51 Pacific Daylight Time

Name: 200330P1-40, Date: 30-Mar-2020, Time: 22:12:53, ID: 2000512-05 SP-116 0.125, Description: SP-116

PFTeDA

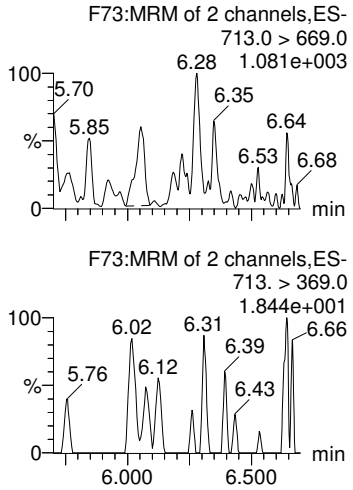

N-EtFOSA

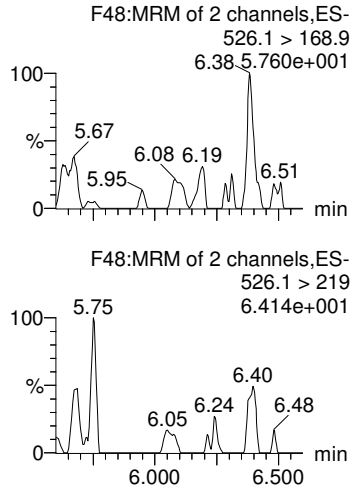

PFHxDA

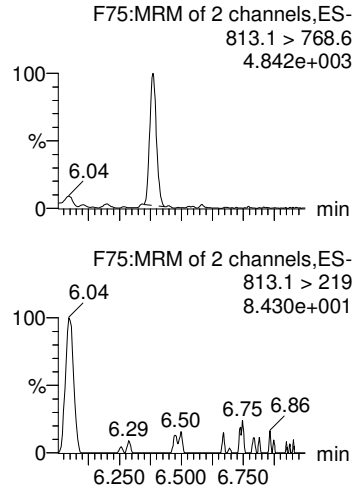

PFODA

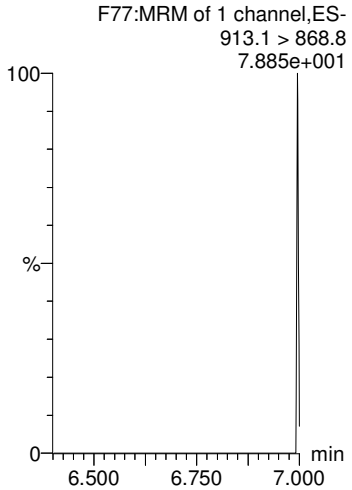

N-MeFOSE

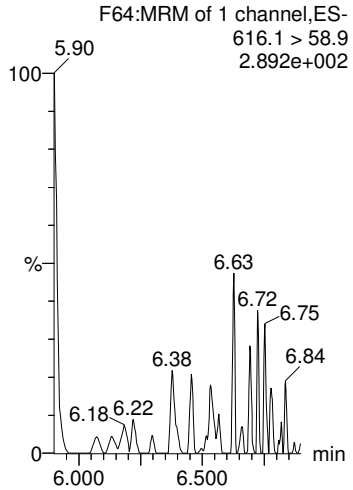

13C2-PFTeDA-EIS

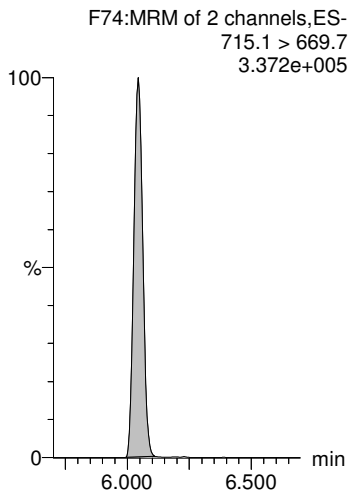

d5-N-ETFOSA-EIS

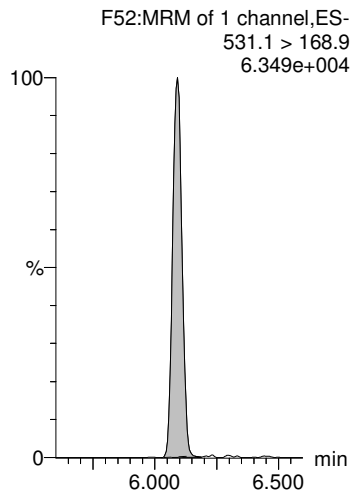

13C2-PFHxDA-EIS

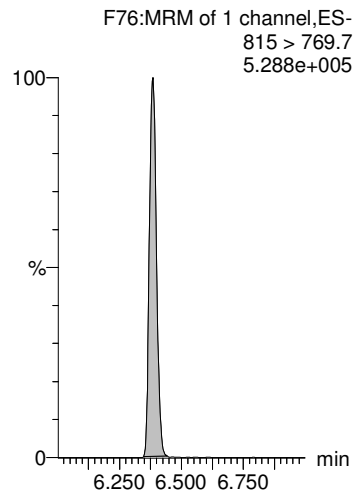

13C2-PFHxDA-EIS

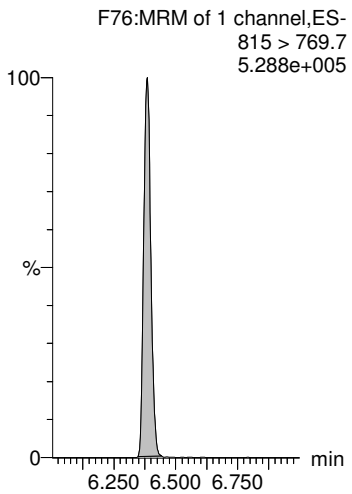

d7-N-MeFOSE-EIS

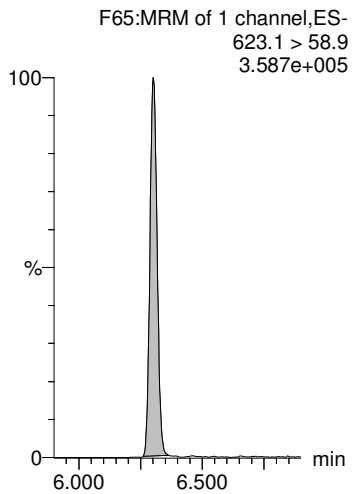

Dataset: P:\PFAS5.PRO\RESULTS\200330P1\200330P1-40.qld

Last Altered: Tuesday, March 31, 2020 15:22:39 Pacific Daylight Time
Printed: Tuesday, March 31, 2020 15:22:51 Pacific Daylight Time

Name: 200330P1-40, Date: 30-Mar-2020, Time: 22:12:53, ID: 2000512-05 SP-116 0.125, Description: SP-116

N-EtFOSE

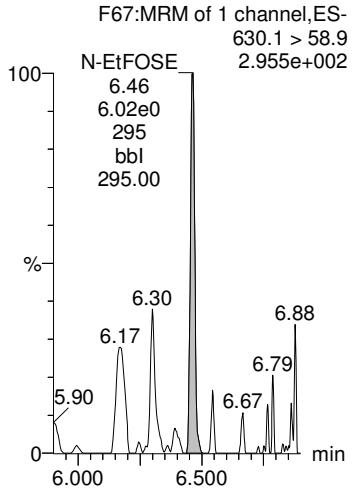

TDCA

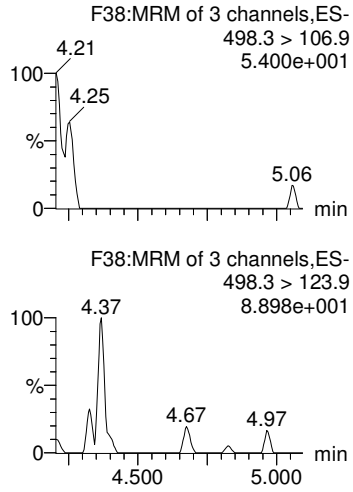

13C4-PFBA

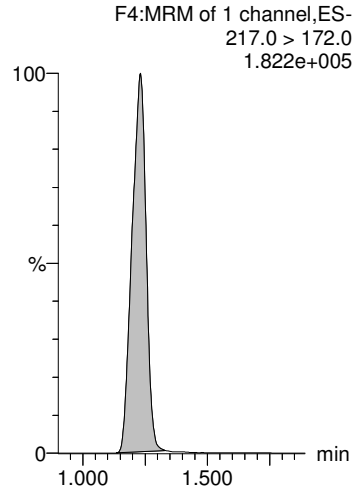

13C8-PFOA

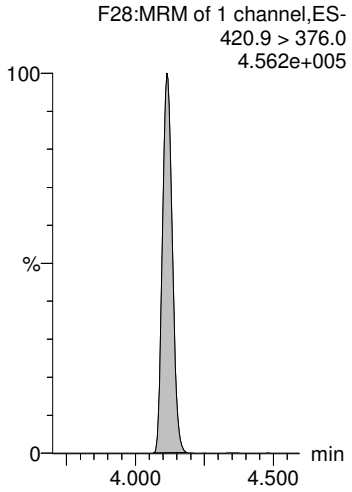

13C5-PFHxA

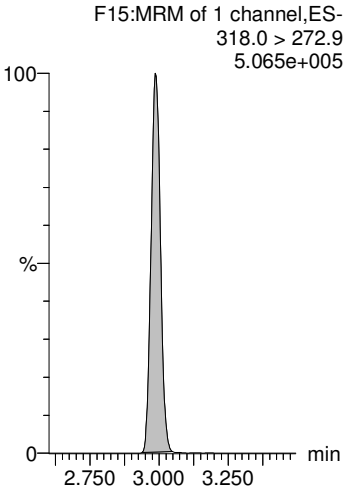

d9-N-EtFOSE-EIS

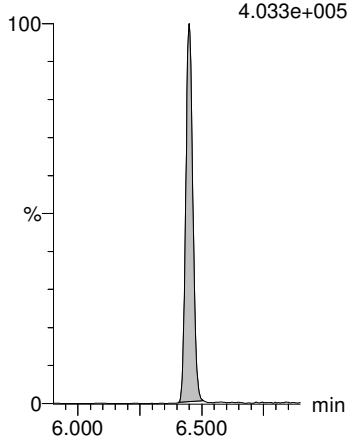

13C8-PFOS-EIS

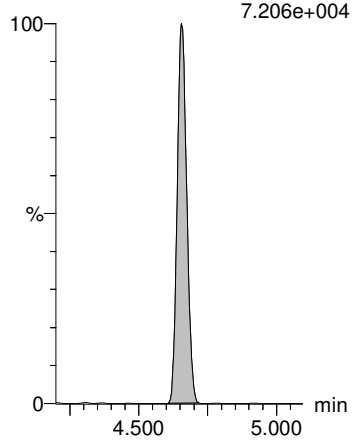

18O2-PFHxS

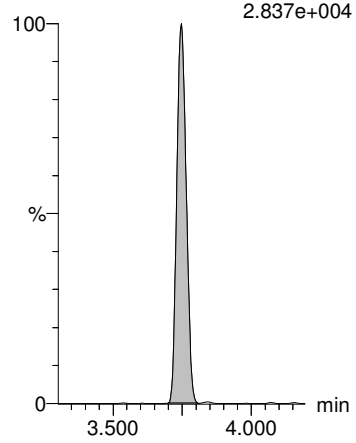

13C4-PFOS

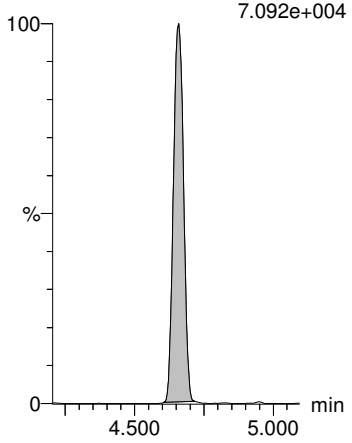

13C6-PFDA

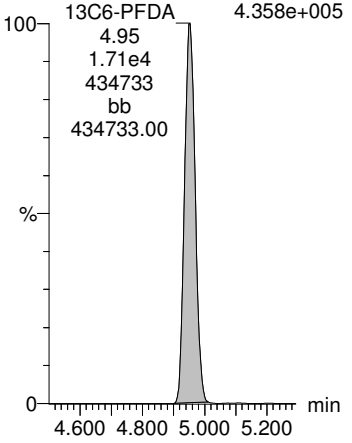

GM 3/31/2020

Dataset: P:\PFAS5.PRO\RESULTS\200330P1\200330P1-40.qld

Last Altered: Tuesday, March 31, 2020 15:22:39 Pacific Daylight Time
Printed: Tuesday, March 31, 2020 15:22:51 Pacific Daylight Time

Name: 200330P1-40, Date: 30-Mar-2020, Time: 22:12:53, ID: 2000512-05 SP-116 0.125, Description: SP-116

13C9-PFNA

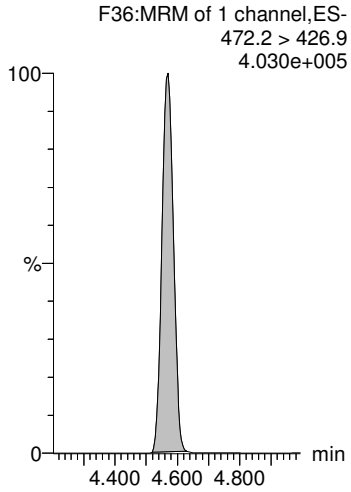

13C7-PFUdA

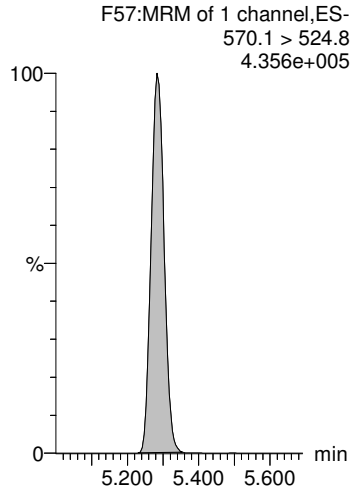

GM 3/31/2020

Dataset: P:\PFAS5.PRO\RESULTS\200330P1\200330P1-41.qld

Last Altered: Tuesday, March 31, 2020 14:36:51 Pacific Daylight Time
Printed: Tuesday, March 31, 2020 15:10:15 Pacific Daylight Time

Name: 200330P1-41, Date: 30-Mar-2020, Time: 22:23:22, ID: 2000512-06 SP-111 0.125, Description: SP-111

	#	Name	Trace	Area	IS Area	wt/vol	Pred.RT	RT	Response	Conc.	%Rec	Ion Ratio	Ratio Out?
1	1	PFBA	213.0 > 168.8	1795.341	7172.946	0.113	1.24	1.24	3.129	24.41			
2	4	PFPeA	263.1 > 218.9	2842.963	10110.841	0.113	2.18	2.18	3.515	31.94			
3	5	PFBS	299.0 > 79.7	810.936	1114.555	0.113	2.46	2.46	9.095	35.00		3.065	NO
4	6	4:2 FTS	327.0 > 307		1393.486	0.113	2.90						YES
5	7	PFHxA	313.0 > 269.0	5459.477	17015.748	0.113	2.99	2.99	4.011	40.85		17.695	NO
6	47	13C3-PFBA-EIS	216.1 > 171.8	7172.946		0.113	1.24	1.24	7172.946	121.5	109.4		
7	49	13C3-PFPeA-EIS	266.0 > 221.8	10110.841		0.113	2.23	2.18	10110.841	92.93	83.7		
8	51	13C3-PFBS-EIS	302.0 > 98.8	1114.555		0.113	2.58	2.46	1114.555	93.78	84.5		
9	55	13C2-4:2 FTS-EIS	329.0 >79.7	1393.486		0.113	2.99	2.90	1393.486	90.74	81.7		
10	57	13C2-PFHxA-EIS	315.0 > 270.0	17015.748		0.113	2.99	2.99	17015.748	86.71	78.1		
11	-1												
12	8	PFPeS	349.>79.7	1095.461	1114.555	0.113	3.20	3.20	12.286	47.11		2.850	NO
13	9	HFPO-DA	285.1 > 168.9		3461.829	0.113	3.21						YES
14	11	PFHpA	363.0 > 318.9	5909.224	11239.003	0.113	3.60	3.61	6.572	49.08		25.486	NO
15	13	L-PFHxS	398.9 > 79.7	4110.528	2288.269	0.113	3.75	3.75	22.454	189.1		2.352	NO
16	1...	Total PFHxS	398.9 > 79.7	4110.528	2288.269	0.113	3.93		22.454	189.1			
17	51	13C3-PFBS-EIS	302.0 > 98.8	1114.555		0.113	2.58	2.46	1114.555	93.78	84.5		
18	53	13C3-HFPO-DA-EIS	287.0 > 168.9	3461.829		0.113	3.30	3.21	3461.829	85.91	77.4		
19	59	13C4-PFHpA-EIS	367.2 > 321.8	11239.003		0.113	3.64	3.60	11239.003	92.52	83.3		
20	61	13C3-PFHxS-EIS	401.8 > 79.7	2288.269		0.113	3.75	3.75	2288.269	101.1	91.1		
21	61	13C3-PFHxS-EIS	401.8 > 79.7	2288.269		0.113	3.75	3.75	2288.269	101.1	91.1		
22	-1												
23	12	ADONA	376.8 > 250.9		11239.003	0.113	3.69						YES
24	15	6:2 FTS	427.0 > 407		1035.588	0.113	4.06						YES
25	16	L-PFOA	412.8 > 368.9	78321.461	14523.055	0.113	4.12	4.12	67.411	525.8		2.749	NO
26	1...	Total PFOA	412.8 > 368.9	78321.461	14523.055	0.113	4.60		67.411	525.8			
27	19	PFHpS	449.0 > 79.7	804.547	2509.031	0.113	4.27	4.24	4.008	40.33		2.274	NO
28	59	13C4-PFHpA-EIS	367.2 > 321.8	11239.003		0.113	3.64	3.60	11239.003	92.52	83.3		
29	63	13C2-6:2 FTS-EIS	429.0 >79.7	1035.588		0.113	4.12	4.06	1035.588	74.20	66.8		
30	69	13C2-PFOA-EIS	414.9 > 369.7	14523.055		0.113	4.12	4.12	14523.055	90.09	81.2		
31	69	13C2-PFOA-EIS	414.9 > 369.7	14523.055		0.113	4.12	4.12	14523.055	90.09	81.2		
32	71	13C8-PFOS-EIS	507.0 > 79.7	2509.031		0.113	4.65	4.66	2509.031	77.80	70.1		
33	-1												
34	21	PFNA	463.0 > 418.8	1316.993	13091.688	0.113	4.57	4.57	1.257	9.361		7.323	NO
35	22	PFOSA	497.9 > 77.9	126.538	2566.155	0.113	4.62	4.62	0.616	7.017		46.487	YES
36	23	L-PFOS	498.9 > 79.7	16852.340	2509.031	0.113	4.66	4.66	83.958	792.0		2.815	NO

GM 3/31/2020

Dataset: P:\PFAS5.PRO\RESULTS\200330P1\200330P1-41.qld

Last Altered: Tuesday, March 31, 2020 14:36:51 Pacific Daylight Time
Printed: Tuesday, March 31, 2020 15:10:15 Pacific Daylight Time

Name: 200330P1-41, Date: 30-Mar-2020, Time: 22:23:22, ID: 2000512-06 SP-111 0.125, Description: SP-111

	#	Name	Trace	Area	IS Area	wt/vol	Pred.RT	RT	Response	Conc.	%Rec	Ion Ratio	Ratio Out?
37	1...	Total PFOS	498.9 > 79.7	16852.340	2509.031	0.113	4.60		83.958	792.0			
38	25	9Cl-PF30NS	531 > 351		2509.031	0.113	4.86						YES
39	65	13C5-PFNA-EIS	468.2 > 422.9	13091.688		0.113	4.57	4.57	13091.688	89.36	80.5		
40	67	13C8-PFOSA-EIS	506 > 78	2566.155		0.113	4.63	4.62	2566.155	64.04	57.7		
41	71	13C8-PFOS-EIS	507.0 > 79.7	2509.031		0.113	4.65	4.66	2509.031	77.80	70.1		
42	71	13C8-PFOS-EIS	507.0 > 79.7	2509.031		0.113	4.65	4.66	2509.031	77.80	70.1		
43	71	13C8-PFOS-EIS	507.0 > 79.7	2509.031		0.113	4.65	4.66	2509.031	77.80	70.1		
44	-1												
45	26	PFDA	513 > 468.8		14323.371	0.113	4.95						YES
46	27	8:2 FTS	526.9 > 506.8		878.946	0.113	4.93						YES
47	28	PFNS	549.1 > 79.7		2509.031	0.113	5.00						YES
48	29	L-MeFOSAA	570 > 419		2347.915	0.113	5.11						YES
49	1...	Total N-MeFOSAA	570. > 419	0.000	2347.915	0.113	5.19		0.000				
50	73	13C2-PFDA-EIS	515.1 > 469.9	14323.371		0.113	4.95	4.95	14323.371	89.92	81.0		
51	75	13C2-8:2 FTS-EIS	529 > 79.7	878.946		0.113	4.90	4.93	878.946	73.17	65.9		
52	71	13C8-PFOS-EIS	507.0 > 79.7	2509.031		0.113	4.65	4.66	2509.031	77.80	70.1		
53	77	d3-N-MeFOSAA-EIS	573.3 > 419	2347.915		0.113	5.11	5.11	2347.915	108.3	97.6		
54	77	d3-N-MeFOSAA-EIS	573.3 > 419	2347.915		0.113	5.11	5.11	2347.915	108.3	97.6		
55	-1												
56	31	L-EtFOSAA	584.1 > 419	804.300	3394.639	0.113	5.27	5.13	2.962	18.24		1.296	NO
57	1...	Total N-EtFOSAA	584.1 > 419	804.300	3394.639	0.113	5.37		2.962	18.24			
58	33	PFUdA	563.0 > 518.9		16247.246	0.113	5.28						YES
59	34	PFDS	598.8 > 79.7		2509.031	0.113	5.28						YES
60	35	11Cl-PF30UdS	630.9 > 450.9		14231.541	0.113	5.50						YES
61	81	d5-N-EtFOSAA-EIS	589.3 > 419	3394.639		0.113	5.25	5.27	3394.639	84.11	75.8		
62	81	d5-N-EtFOSAA-EIS	589.3 > 419	3394.639		0.113	5.25	5.27	3394.639	84.11	75.8		
63	79	13C2-PFUdA-EIS	565 > 519.8	16247.246		0.113	5.28	5.28	16247.246	86.99	78.4		
64	71	13C8-PFOS-EIS	507.0 > 79.7	2509.031		0.113	4.65	4.66	2509.031	77.80	70.1		
65	83	13C2-PFDoA-EIS	614.7 > 569.7	14231.541		0.113	5.55	5.57	14231.541	86.90	78.3		
66	-1												
67	36	10:2 FTS	626.9 > 607		958.340	0.113	5.55						YES
68	37	PFDoA	612.9 > 569.0		14231.541	0.113	5.57						YES
69	38	N-MeFOSA	512.1 > 168.9		3613.590	0.113	5.63						YES
70	39	PFTrDA	662.9 > 618.9		14231.541	0.113	5.82						YES
71	40	PFDoS	698.8 > 79.7		14411.950	0.113	5.85						YES
72	85	13C2-10:2 FTS-EIS	632.9 > 80.0	958.340		0.113	5.49	5.55	958.340	91.95	82.8		

GM 3/31/2020

Dataset: P:\PFAS5.PRO\RESULTS\200330P1\200330P1-41.qld

Last Altered: Tuesday, March 31, 2020 14:36:51 Pacific Daylight Time
Printed: Tuesday, March 31, 2020 15:10:15 Pacific Daylight Time

Name: 200330P1-41, Date: 30-Mar-2020, Time: 22:23:22, ID: 2000512-06 SP-111 0.125, Description: SP-111

	#	Name	Trace	Area	IS Area	wt/vol	Pred.RT	RT	Response	Conc.	%Rec	Ion Ratio	Ratio Out?
73	83	13C2-PFDoA-EIS	614.7 > 569.7	14231.541		0.113	5.55	5.57	14231.541	86.90	78.3		
74	87	d3-N-MeFOSA-EIS	515.2 > 168.9	3613.590		0.113	5.45	5.64	3613.590	249.9	18.9		
75	83	13C2-PFDoA-EIS	614.7 > 569.7	14231.541		0.113	5.55	5.57	14231.541	86.90	78.3		
76	89	13C2-PFTeDA-EIS	715.1 > 669.7	14411.950		0.113	5.98	6.04	14411.950	82.75	74.5		
77	-1												
78	41	PFTeDA	713.0 > 669.0		14411.950	0.113	6.04						YES
79	42	N-EtFOSA	526.1 > 168.9		5447.548	0.113	6.07						YES
80	43	PFHxDA	813.1 > 768.6		17310.000	0.113	6.38						YES
81	44	PFODA	913.1 > 868.8		17310.000	0.113	6.59						
82	45	N-MeFOSE	616.1 > 58.9		13304.338	0.113	6.30						
83	89	13C2-PFTeDA-EIS	715.1 > 669.7	14411.950		0.113	5.98	6.04	14411.950	82.75	74.5		
84	91	d5-N-ETFOSA-EIS	531.1 > 168.9	5447.548		0.113	5.81	6.09	5447.548	237.8	18.0		
85	93	13C2-PFHxDA-EIS	815 > 769.7	17310.000		0.113	6.26	6.38	17310.000	67.43	60.7		
86	93	13C2-PFHxDA-EIS	815 > 769.7	17310.000		0.113	6.26	6.38	17310.000	67.43	60.7		
87	95	d7-N-MeFOSE-EIS	623.1 > 58.9	13304.338		0.113	5.95	6.30	13304.338	675.7	51.0		
88	-1												
89	46	N-EtFOSE	630.1 > 58.9		14880.122	0.113	6.45						
90	1...	TDCA	498.3>106.9			0.113	4.04						YES
91	99	13C4-PFBA	217.0 > 172.0	11146.872	11146.872	0.113	1.27	1.24	12.500	111.0	100.0		
92	1...	13C8-PFOA	420.9 > 376.0	16425.633	16425.633	0.113	4.13	4.12	12.500	111.0	100.0		
93	1...	13C5-PFHxA	318.0 > 272.9	17719.051	17719.051	0.113	3.00	2.99	12.500	111.0	100.0		
94	97	d9-N-EtFOSE-EIS	639.2 > 58.8	14880.122		0.113	6.15	6.45	14880.122	693.7	52.4		
95	71	13C8-PFOS-EIS	507.0 > 79.7	2509.031		0.113	4.65	4.66	2509.031	77.80	70.1		
96	1...	18O2-PFHxS	403.0 > 102.6	941.815	941.815	0.113	3.76	3.75	12.500	111.0	100.0		
97	1...	13C4-PFOS	503 > 79.7	2765.514	2765.514	0.113	4.67	4.65	12.500	111.0	100.0		
98	1...	13C6-PFDA	519.1 > 473.7	15631.673	15631.673	0.113	4.96	4.95	12.500	111.0	100.0		
99	-1												
100	1...	13C9-PFNA	472.2 > 426.9	14859.074	14859.074	0.113	4.58	4.57	12.500	111.0	100.0		
101	1...	13C7-PFUdA	570.1 > 524.8	17431.896	17431.896	0.113	5.29	5.28	12.500	111.0	100.0		

GM 3/31/2020

Dataset: P:\PFAS5.PRO\RESULTS\200330P1\200330P1-41.qld

Last Altered: Tuesday, March 31, 2020 14:36:51 Pacific Daylight Time
Printed: Tuesday, March 31, 2020 15:10:15 Pacific Daylight Time

Method: P:\PFAS5.PRO\MethDB\NEW_PFAS_80C_033020.mdb 31 Mar 2020 14:33:38
Calibration: P:\PFAS5.PRO\CurveDB\C18_VAL-PFAS_Q5_03-30-20.cdb 31 Mar 2020 10:07:05

Name: 200330P1-41, Date: 30-Mar-2020, Time: 22:23:22, ID: 2000512-06 SP-111 0.125, Description: SP-111

PFBA

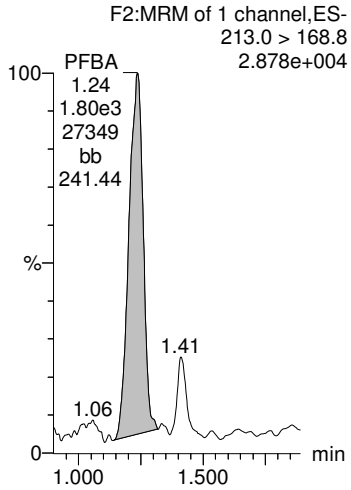

PFPeA

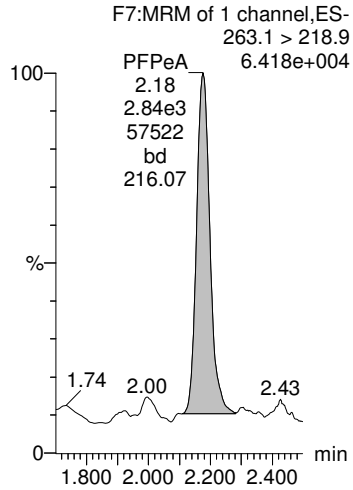

PFBS

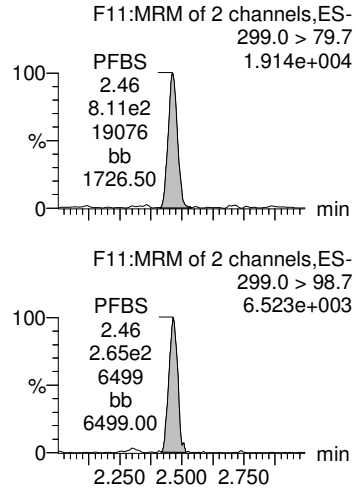

4:2 FTS

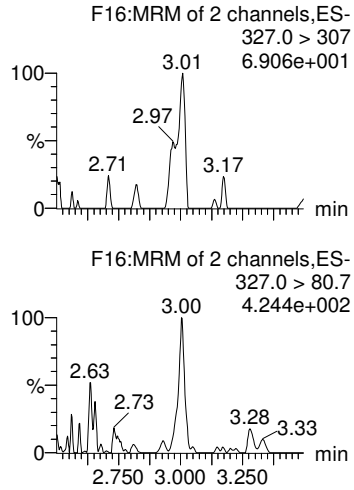

PFHxA

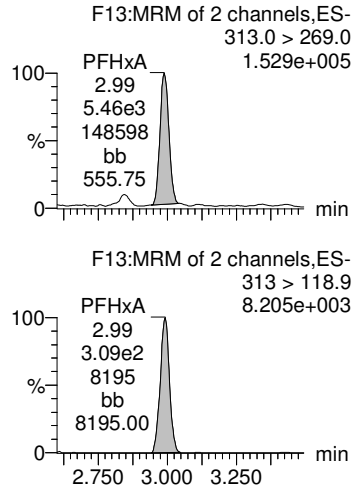

13C3-PFBA-EIS

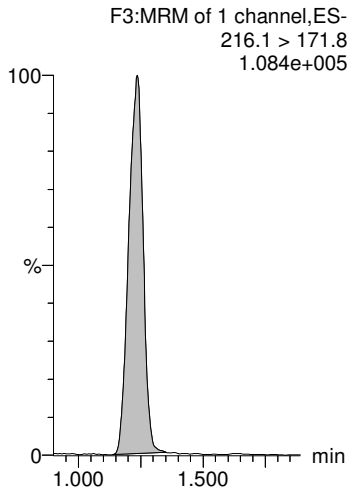

13C3-PFPeA-EIS

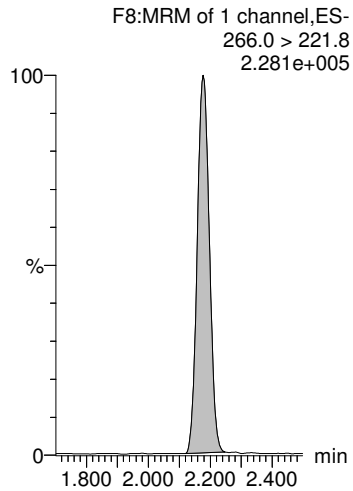

13C3-PFBS-EIS

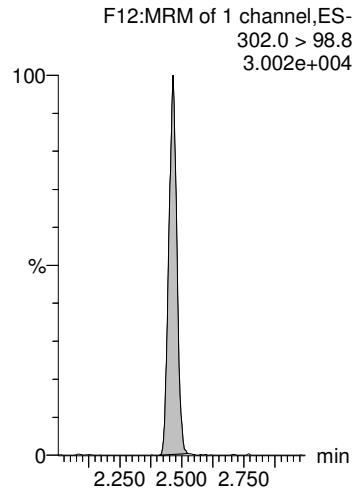

13C2-4:2 FTS-EIS

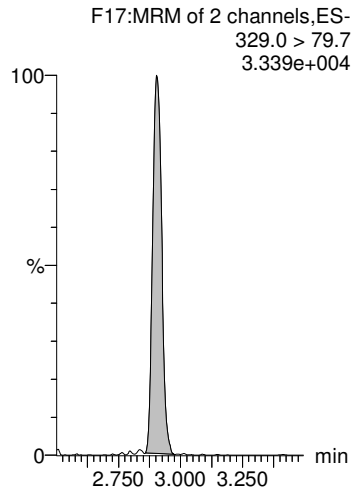

13C2-PFHxA-EIS

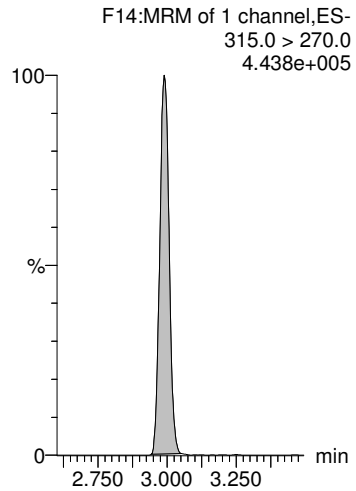

Dataset: P:\PFAS5.PRO\RESULTS\200330P1\200330P1-41.qld

Last Altered: Tuesday, March 31, 2020 14:36:51 Pacific Daylight Time
Printed: Tuesday, March 31, 2020 15:10:15 Pacific Daylight Time

Name: 200330P1-41, Date: 30-Mar-2020, Time: 22:23:22, ID: 2000512-06 SP-111 0.125, Description: SP-111

PFPeS

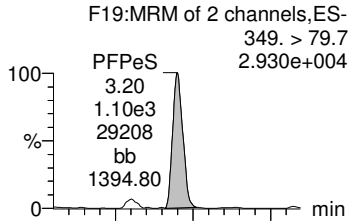

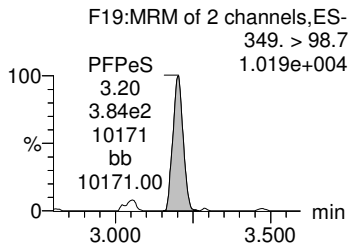

HFPO-DA

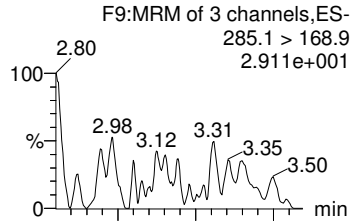

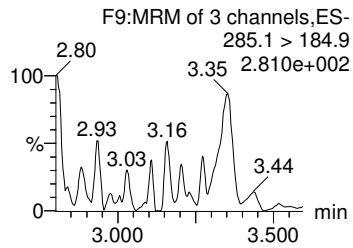

PFHpA

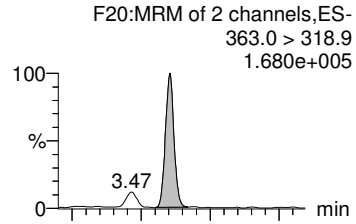

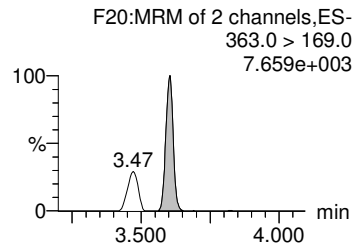

L-PFHxS

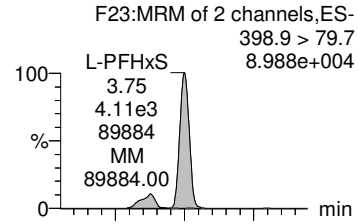

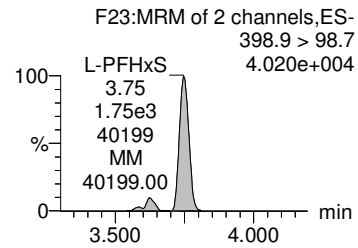

Total PFHxS

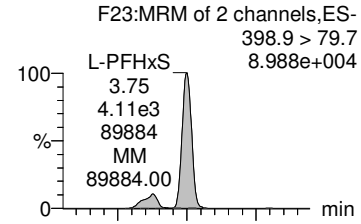

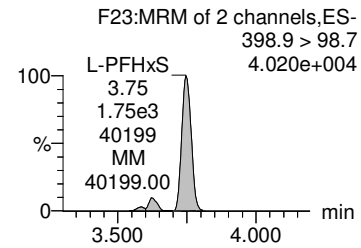

13C3-PFBS-EIS

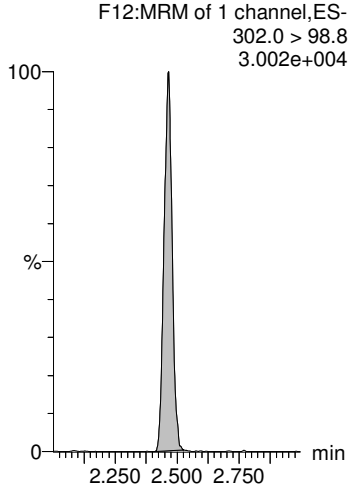

13C3-HFPO-DA-EIS

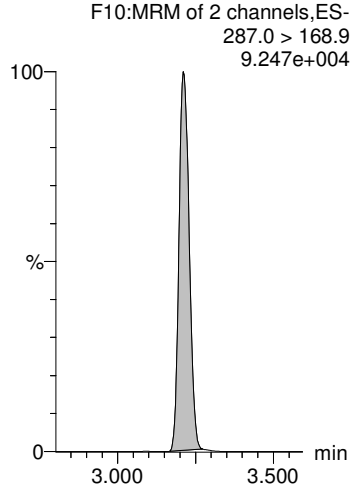

13C4-PFHpA-EIS

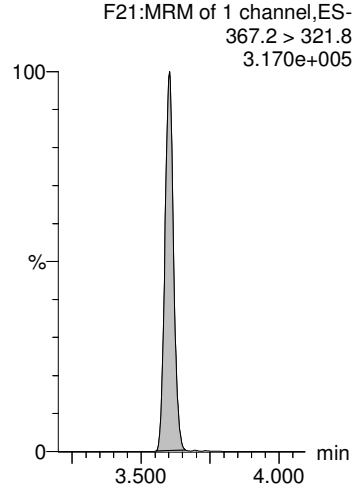

13C3-PFHxS-EIS

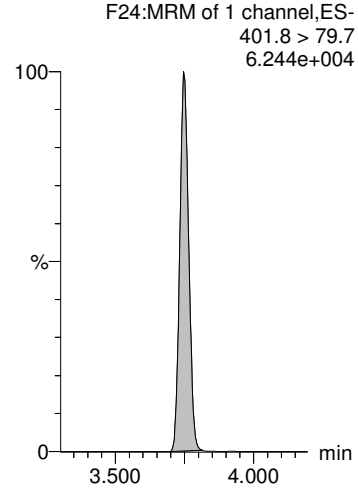

13C3-PFHxS-EIS

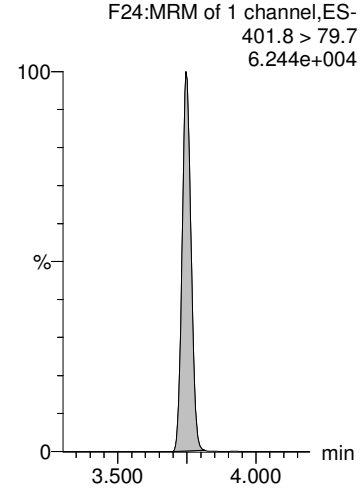

Dataset: P:\PFAS5.PRO\RESULTS\200330P1\200330P1-41.qld

Last Altered: Tuesday, March 31, 2020 14:36:51 Pacific Daylight Time
Printed: Tuesday, March 31, 2020 15:10:15 Pacific Daylight Time

Name: 200330P1-41, Date: 30-Mar-2020, Time: 22:23:22, ID: 2000512-06 SP-111 0.125, Description: SP-111

ADONA

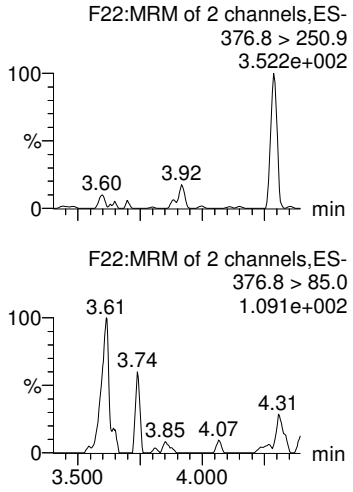

6:2 FTS

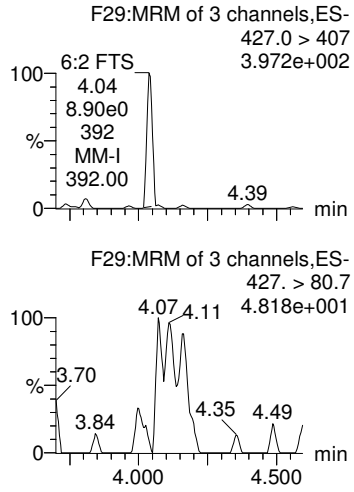

L-PFOA

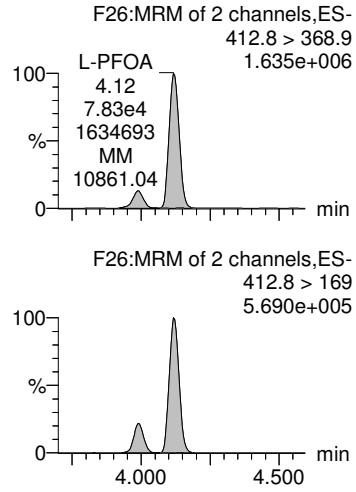

Total PFOA

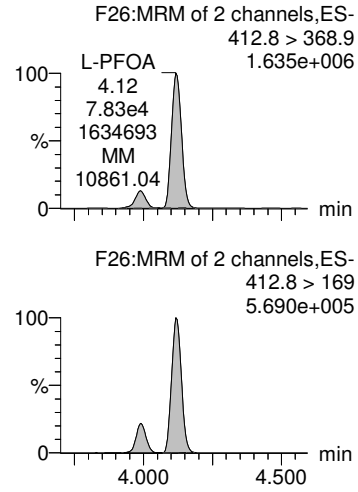

PFHpS

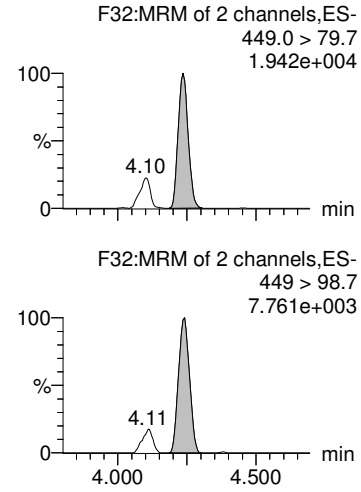

13C4-PFHpA-EIS

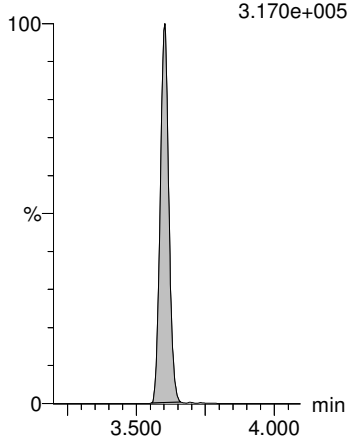

13C2-6:2 FTS-EIS

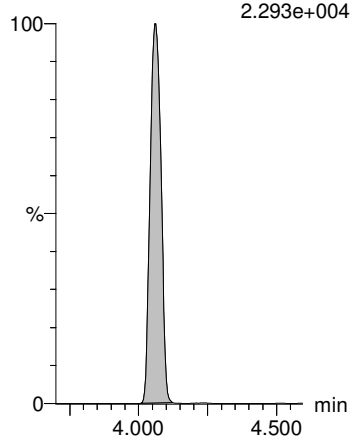

13C2-PFOA-EIS

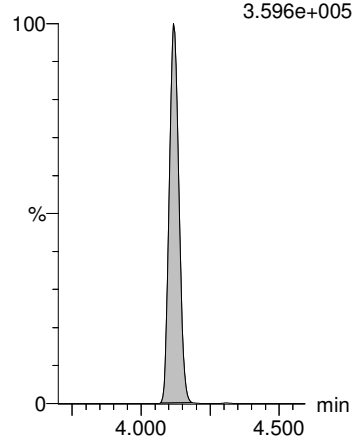

13C2-PFOA-EIS

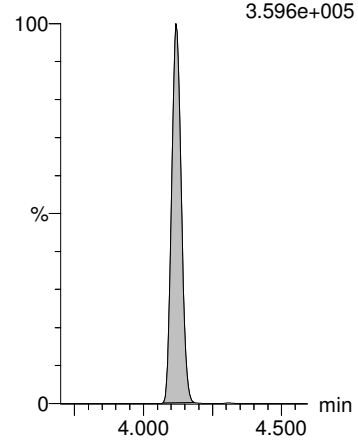

13C8-PFOS-EIS

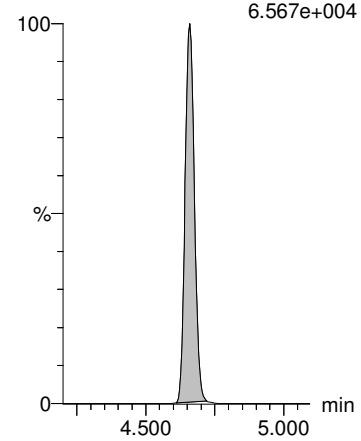

GM 3/31/2020

Dataset: P:\PFAS5.PRO\RESULTS\200330P1\200330P1-41.qld

Last Altered: Tuesday, March 31, 2020 14:36:51 Pacific Daylight Time
Printed: Tuesday, March 31, 2020 15:10:15 Pacific Daylight Time

Name: 200330P1-41, Date: 30-Mar-2020, Time: 22:23:22, ID: 2000512-06 SP-111 0.125, Description: SP-111

PFNA

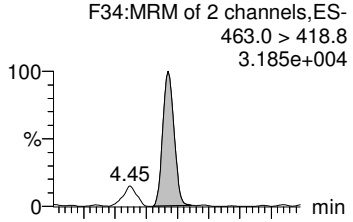

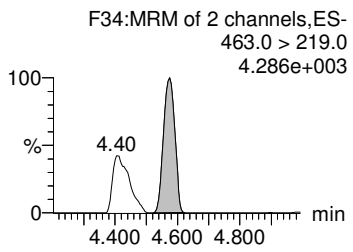

PFOSA

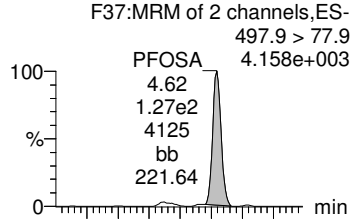

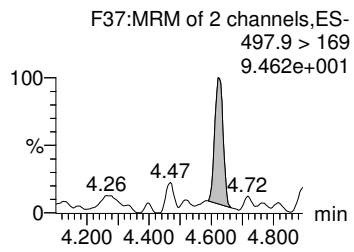

L-PFOS

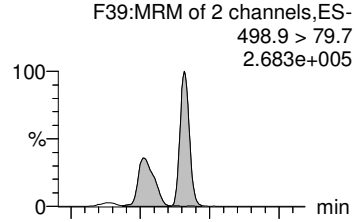

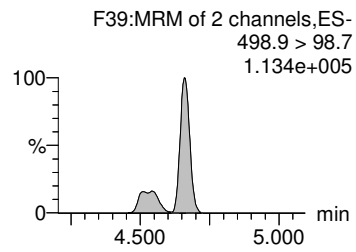

Total PFOS

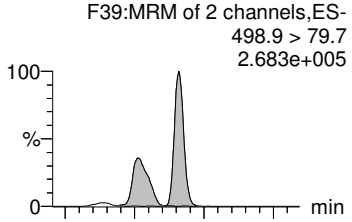

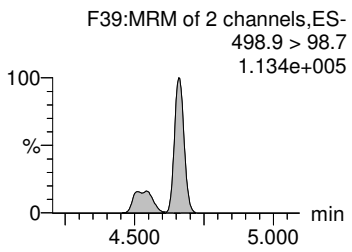

9Cl-PF30NS

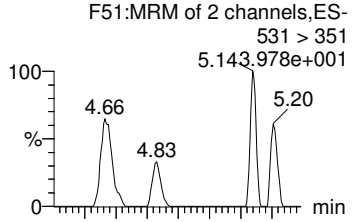

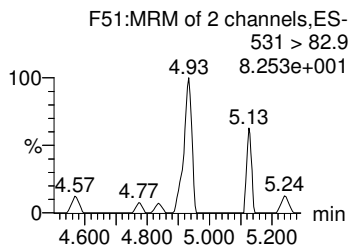

13C5-PFNA-EIS

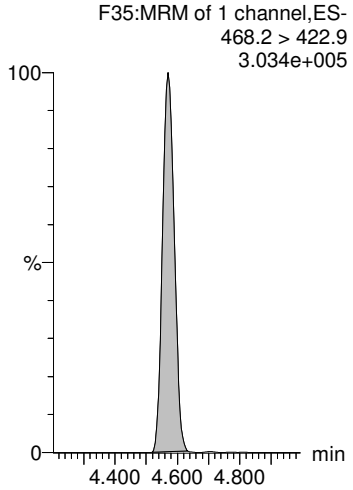

13C8-PFOSA-EIS

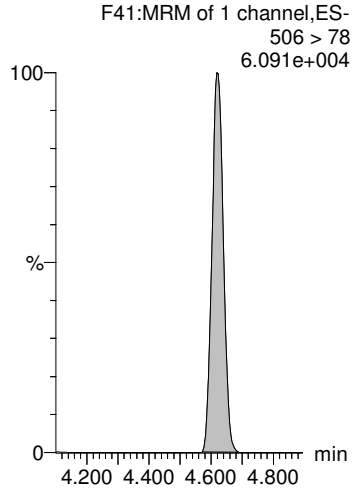

13C8-PFOS-EIS

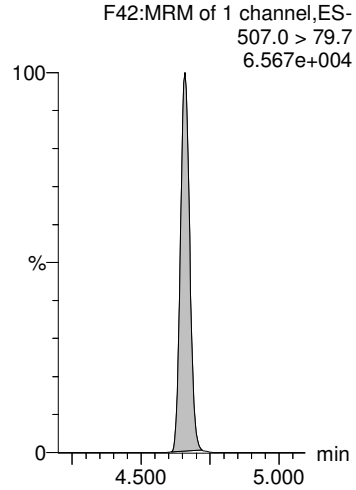

13C8-PFOS-EIS

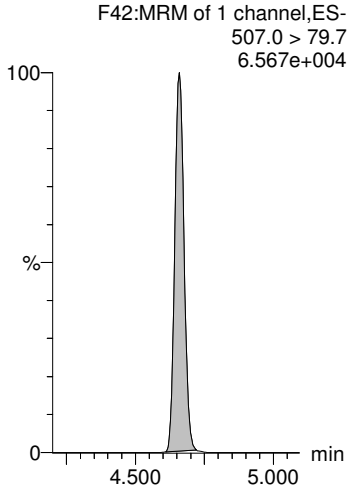

13C8-PFOS-EIS

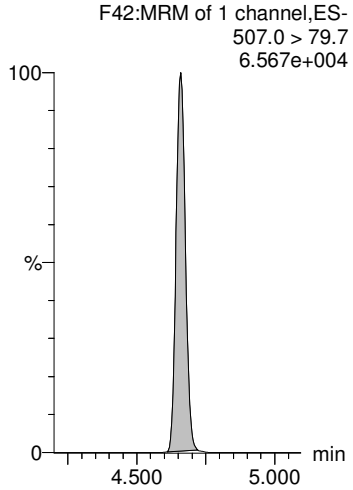

Dataset: P:\PFAS5.PRO\RESULTS\200330P1\200330P1-41.qld

Last Altered: Tuesday, March 31, 2020 14:36:51 Pacific Daylight Time
Printed: Tuesday, March 31, 2020 15:10:15 Pacific Daylight Time

Name: 200330P1-41, Date: 30-Mar-2020, Time: 22:23:22, ID: 2000512-06 SP-111 0.125, Description: SP-111

PFDA

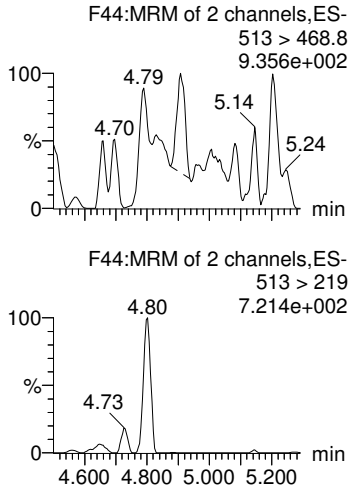

8:2 FTS

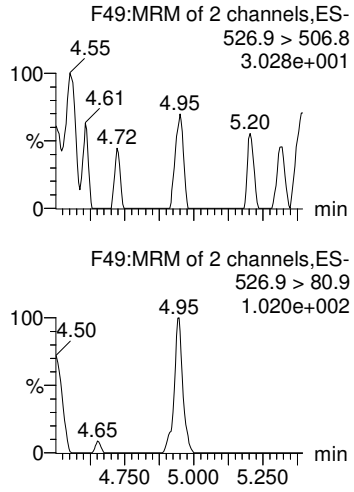

PFNS

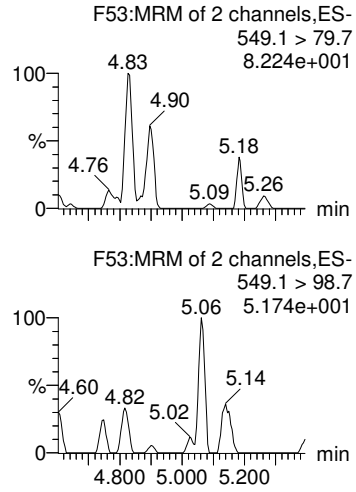

L-MeFOSAA

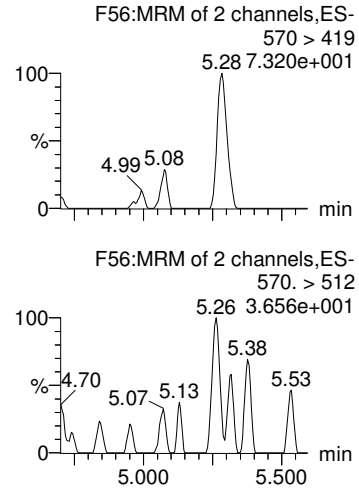

Total N-MeFOSAA

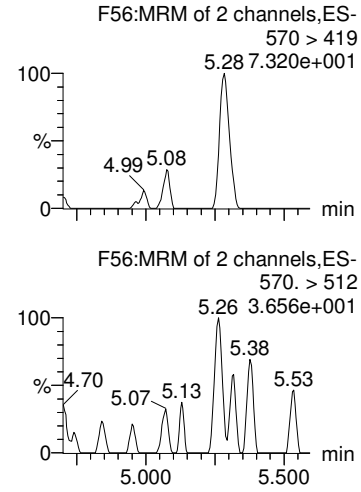

13C2-PFDA-EIS

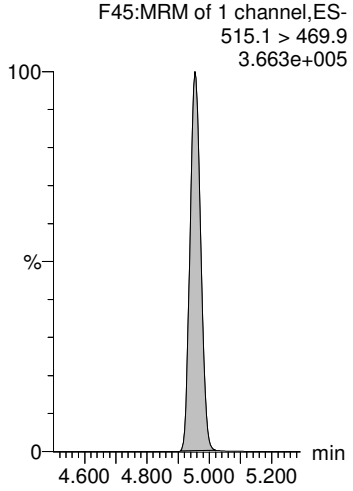

13C2-8:2 FTS-EIS

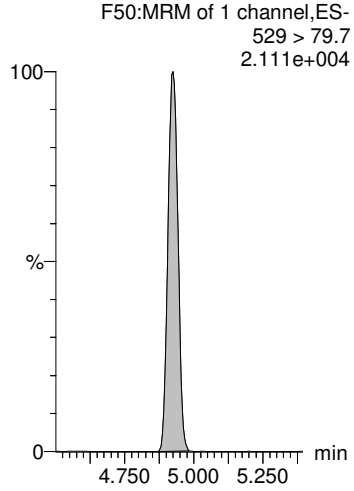

13C8-PFOS-EIS

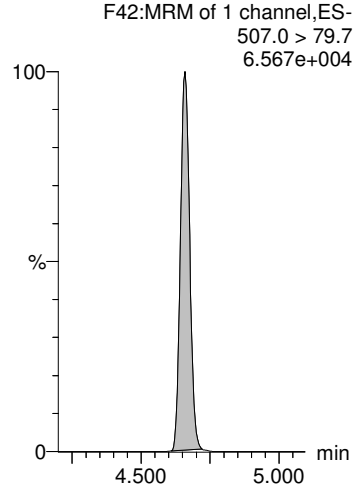

d3-N-MeFOSAA-EIS

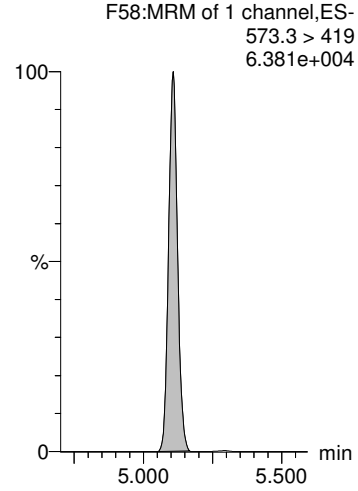

d3-N-MeFOSAA-EIS

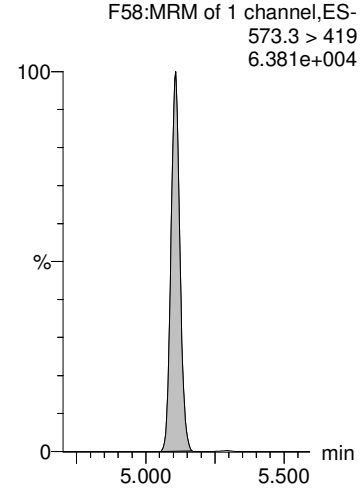

GM 3/31/2020

Dataset: P:\PFAS5.PRO\RESULTS\200330P1\200330P1-41.qld

Last Altered: Tuesday, March 31, 2020 14:36:51 Pacific Daylight Time
Printed: Tuesday, March 31, 2020 15:10:15 Pacific Daylight Time

Name: 200330P1-41, Date: 30-Mar-2020, Time: 22:23:22, ID: 2000512-06 SP-111 0.125, Description: SP-111

L-EtFOSAA

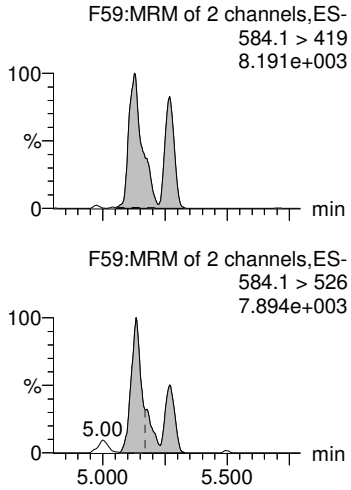

Total N-EtFOSAA

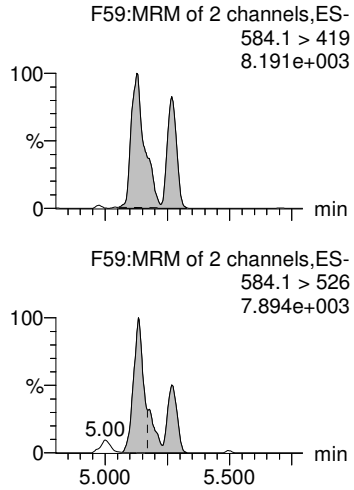

PFUdA

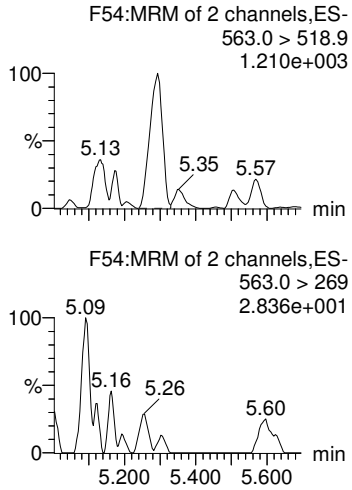

PFDS

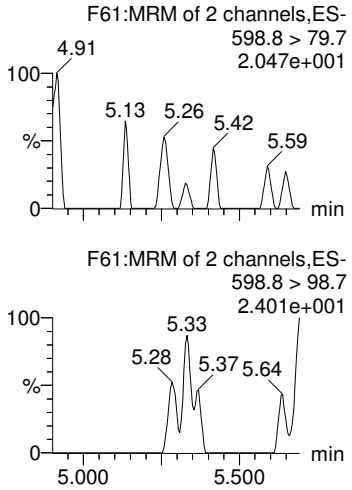

11Cl-PF30UdS

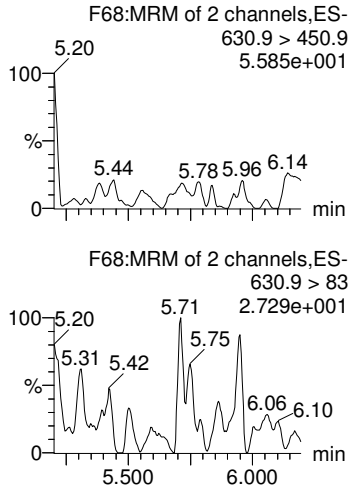

d5-N-EtFOSAA-EIS

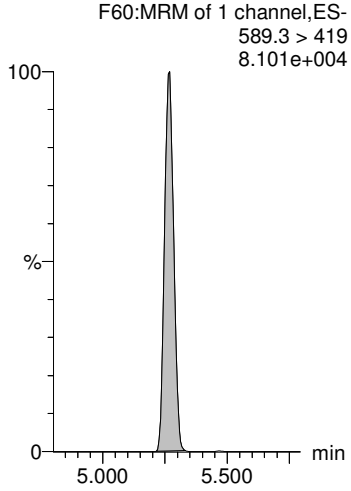

d5-N-EtFOSAA-EIS

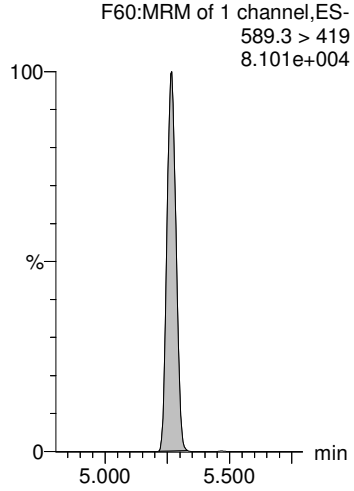

13C2-PFUdA-EIS

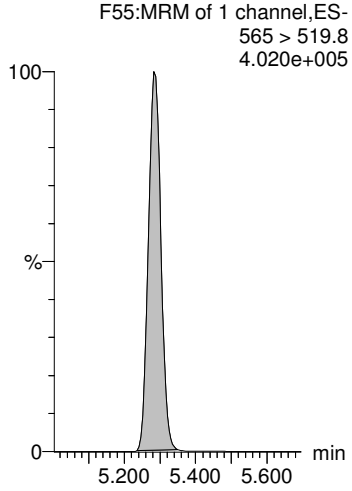

13C8-PFOS-EIS

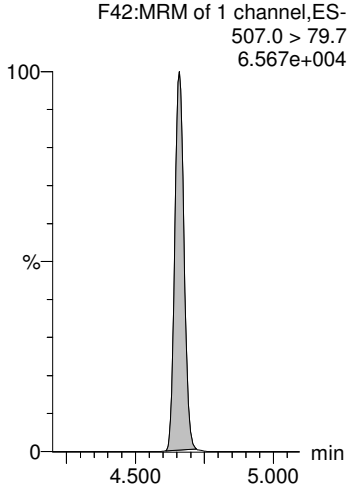

13C2-PFDoA-EIS

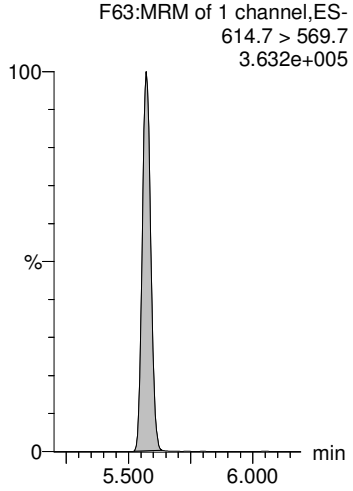

Dataset: P:\PFAS5.PRO\RESULTS\200330P1\200330P1-41.qld

Last Altered: Tuesday, March 31, 2020 14:36:51 Pacific Daylight Time
Printed: Tuesday, March 31, 2020 15:10:15 Pacific Daylight Time

Name: 200330P1-41, Date: 30-Mar-2020, Time: 22:23:22, ID: 2000512-06 SP-111 0.125, Description: SP-111

10:2 FTS

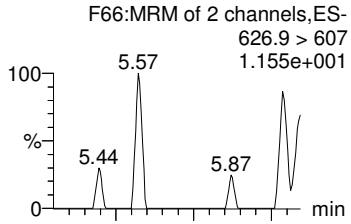

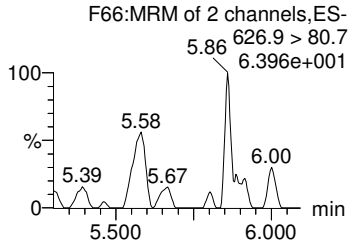

PFDoA

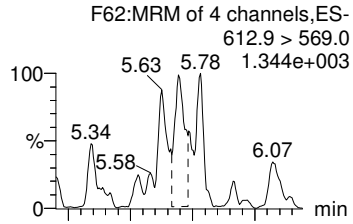

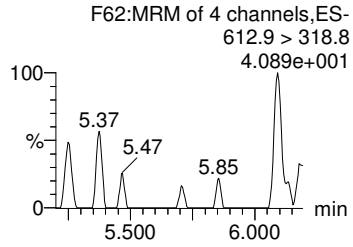

N-MeFOSA

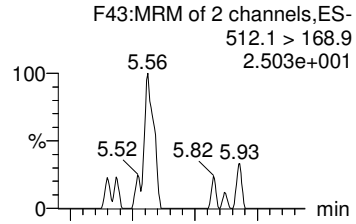

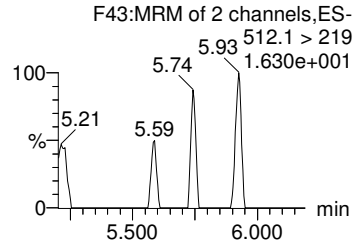

PFTrDA

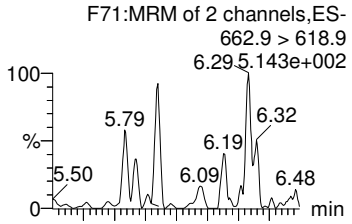

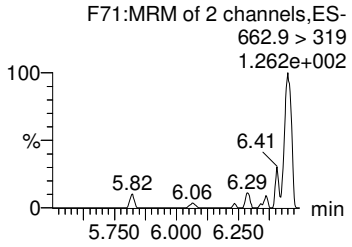

PFDoS

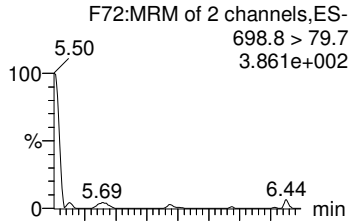

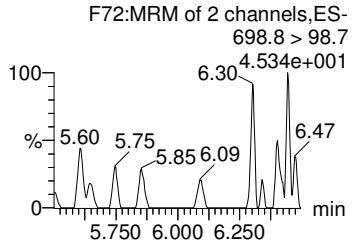

13C2-10:2 FTS-EIS

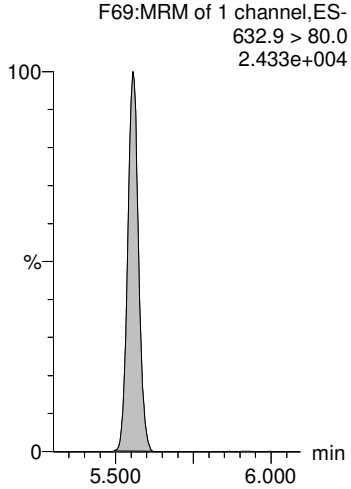

13C2-PFDoA-EIS

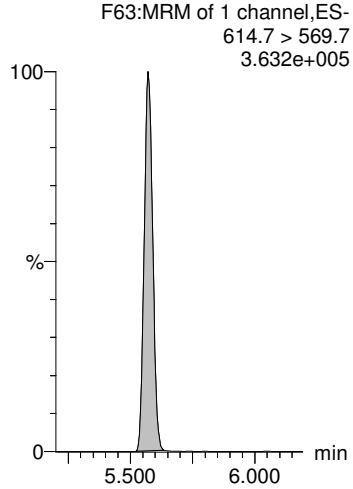

d3-N-MeFOSA-EIS

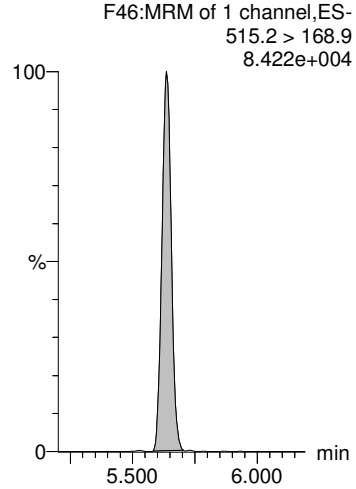

13C2-PFDoA-EIS

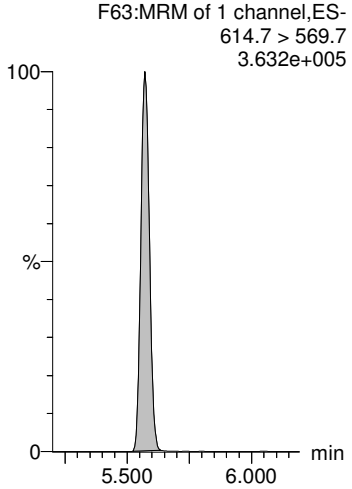

13C2-PFTeDA-EIS

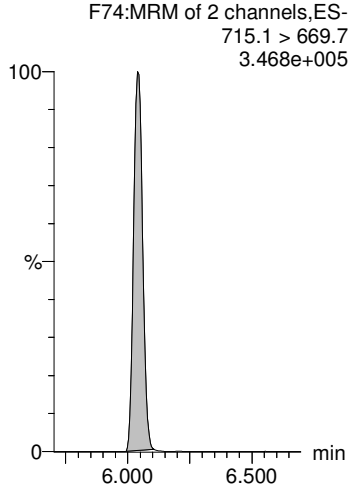

Dataset: P:\PFAS5.PRO\RESULTS\200330P1\200330P1-41.qld

Last Altered: Tuesday, March 31, 2020 14:36:51 Pacific Daylight Time
Printed: Tuesday, March 31, 2020 15:10:15 Pacific Daylight Time

Name: 200330P1-41, Date: 30-Mar-2020, Time: 22:23:22, ID: 2000512-06 SP-111 0.125, Description: SP-111

PFTeDA

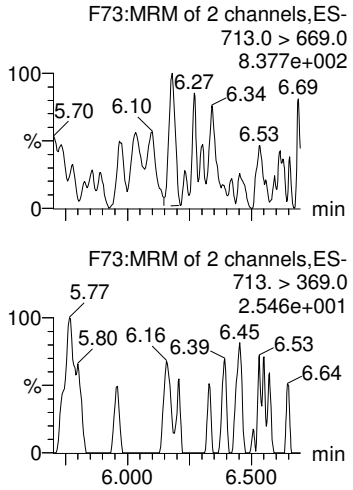

N-EtFOSA

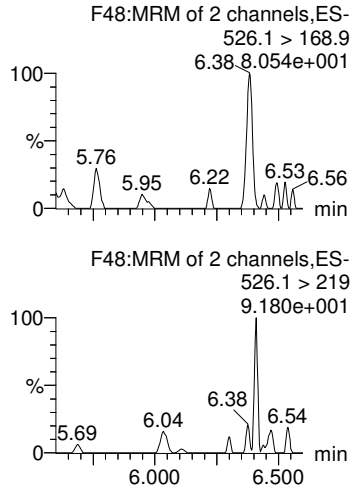

PFHxDA

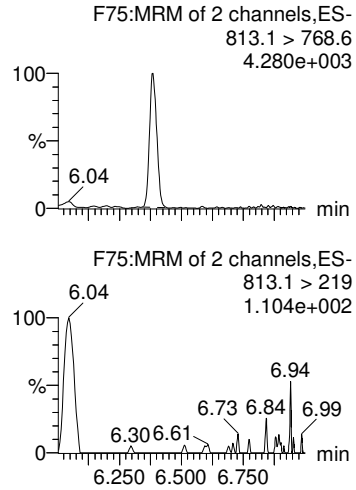

PFODA

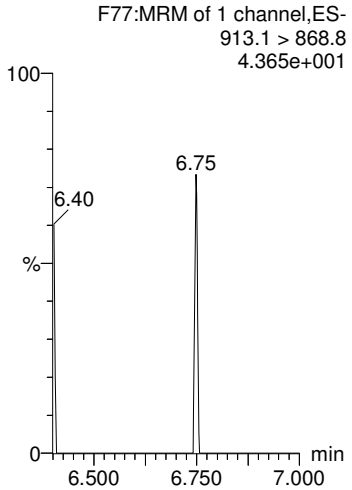

N-MeFOSE

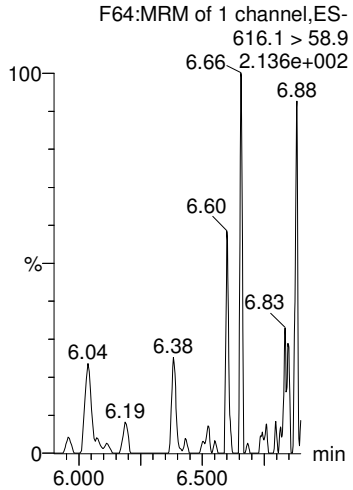

13C2-PFTeDA-EIS

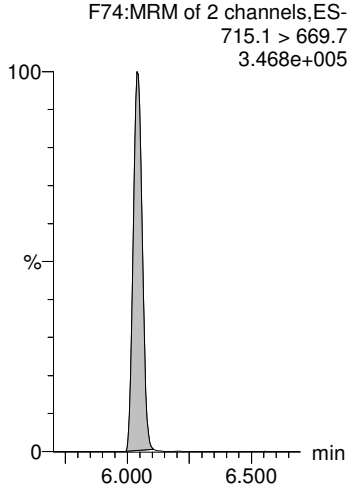

d5-N-ETFOSA-EIS

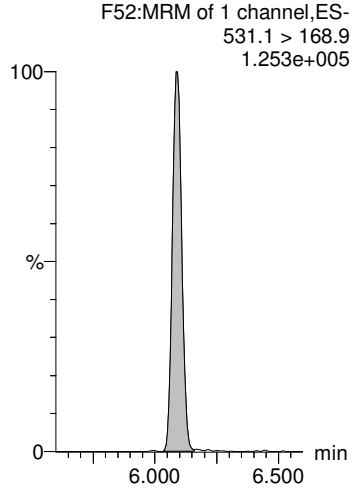

13C2-PFHxDA-EIS

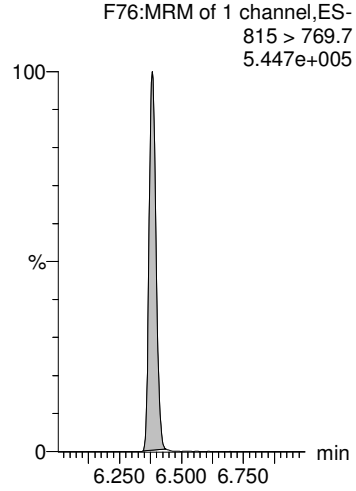

13C2-PFHxDA-EIS

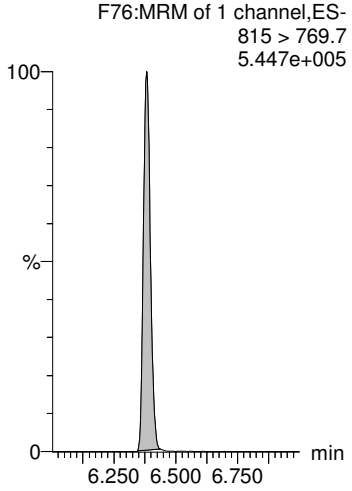

d7-N-MeFOSE-EIS

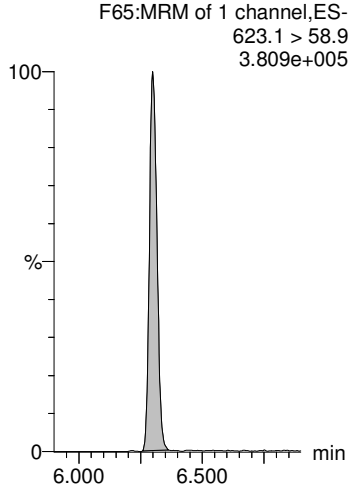

GM 3/31/2020

Dataset: P:\PFAS5.PRO\RESULTS\200330P1\200330P1-41.qld

Last Altered: Tuesday, March 31, 2020 14:36:51 Pacific Daylight Time
Printed: Tuesday, March 31, 2020 15:10:15 Pacific Daylight Time

Name: 200330P1-41, Date: 30-Mar-2020, Time: 22:23:22, ID: 2000512-06 SP-111 0.125, Description: SP-111

N-EtFOSE

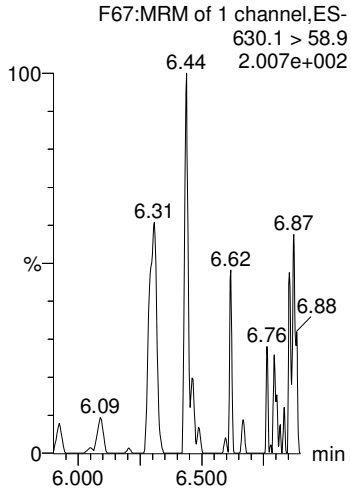

TDCA

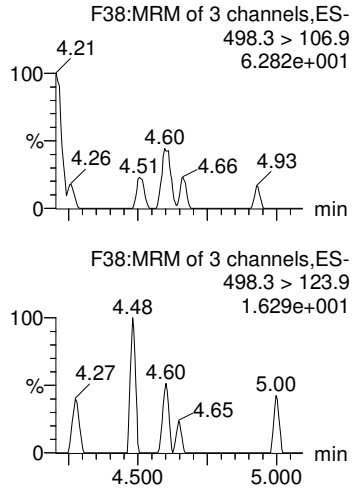

13C4-PFBA

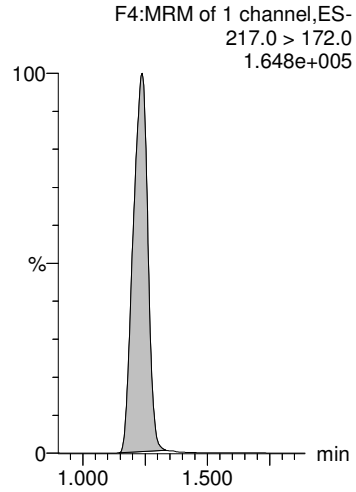

13C8-PFOA

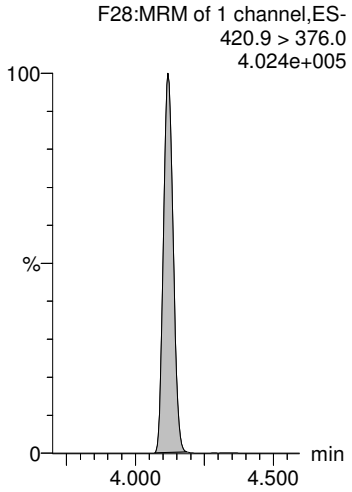

13C5-PFHxA

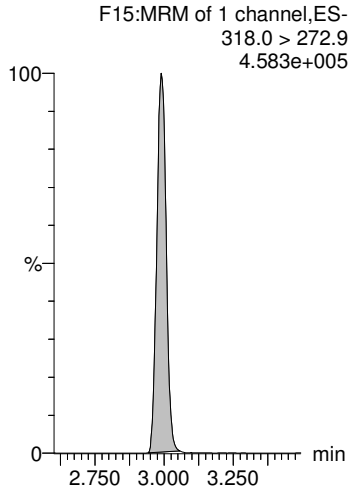

d9-N-EtFOSE-EIS

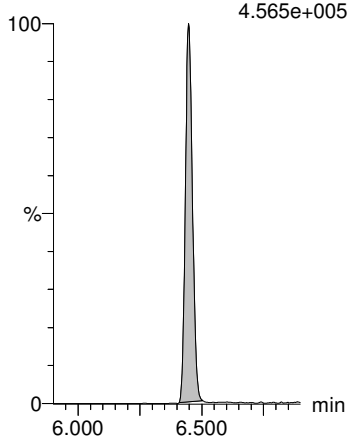

13C8-PFOS-EIS

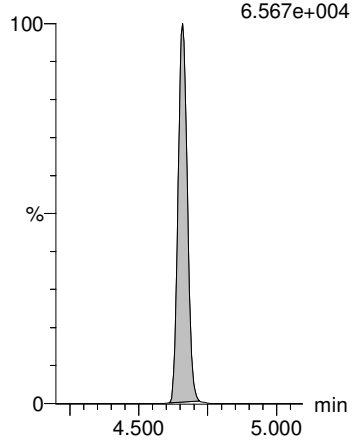

18O2-PFHxS

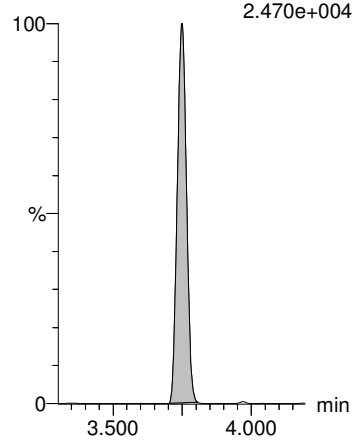

13C4-PFOS

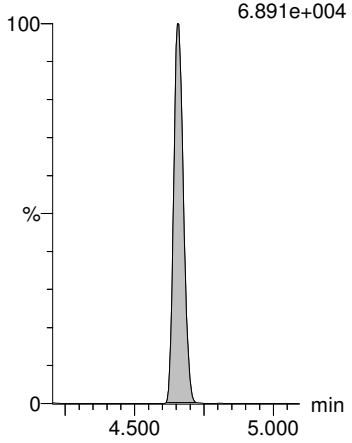

13C6-PFDA

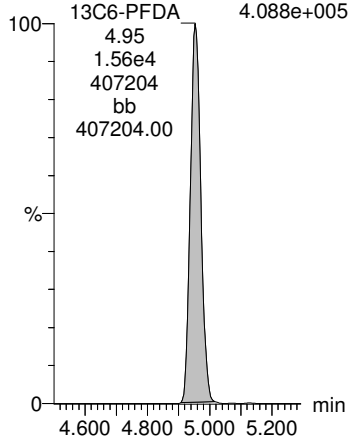

GM 3/31/2020

Dataset: P:\PFAS5.PRO\RESULTS\200330P1\200330P1-41.qld

Last Altered: Tuesday, March 31, 2020 14:36:51 Pacific Daylight Time
Printed: Tuesday, March 31, 2020 15:10:15 Pacific Daylight Time

Name: 200330P1-41, Date: 30-Mar-2020, Time: 22:23:22, ID: 2000512-06 SP-111 0.125, Description: SP-111

13C9-PFNA

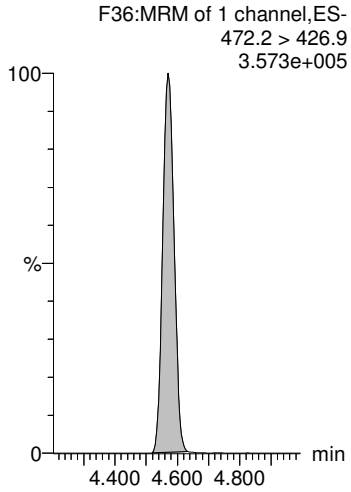

13C7-PFUdA

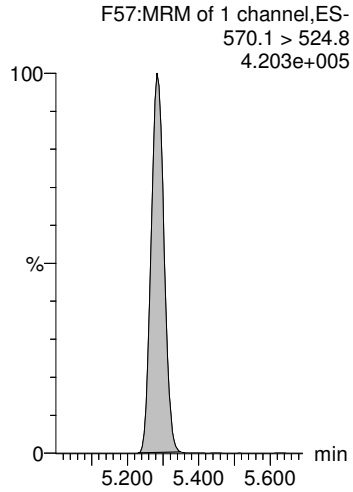

GM 3/31/2020

Dataset: P:\PFAS5.PRO\RESULTS\200330P1\200330P1-42.qld

Last Altered: Tuesday, March 31, 2020 14:39:39 Pacific Daylight Time
Printed: Tuesday, March 31, 2020 15:12:02 Pacific Daylight Time

Name: 200330P1-42, Date: 30-Mar-2020, Time: 22:33:54, ID: 2000512-07 SP-109 0.125, Description: SP-109

	#	Name	Trace	Area	IS Area	wt/vol	Pred.RT	RT	Response	Conc.	%Rec	Ion Ratio	Ratio Out?
1	1	PFBA	213.0 > 168.8	1730.316	6147.245	0.114	1.23	1.23	3.518	27.10			
2	4	PFPeA	263.1 > 218.9	386.556	9815.542	0.114	2.18	2.18	0.492	4.493			
3	5	PFBS	299.0 > 79.7	169.213	1105.435	0.114	2.46	2.46	1.913	7.479		3.346	NO
4	6	4:2 FTS	327.0 > 307		1258.049	0.114	2.91						YES
5	7	PFHxA	313.0 > 269.0	473.741	17031.877	0.114	2.99	2.99	0.348	3.096		30.300	YES
6	47	13C3-PFBA-EIS	216.1 > 171.8	6147.245		0.114	1.23	1.23	6147.245	102.9	93.8		
7	49	13C3-PFPeA-EIS	266.0 > 221.8	9815.542		0.114	2.23	2.18	9815.542	89.14	81.3		
8	51	13C3-PFBS-EIS	302.0 > 98.8	1105.435		0.114	2.57	2.46	1105.435	91.91	83.8		
9	55	13C2-4:2 FTS-EIS	329.0 >79.7	1258.049		0.114	2.99	2.91	1258.049	80.95	73.8		
10	57	13C2-PFHxA-EIS	315.0 > 270.0	17031.877		0.114	2.99	2.99	17031.877	85.76	78.2		
11	-1												
12	8	PFPeS	349.>79.7	185.618	1105.435	0.114	3.19	3.20	2.099	8.286		3.593	YES
13	9	HFPO-DA	285.1 > 168.9		3569.641	0.114	3.21						YES
14	11	PFHpA	363.0 > 318.9	367.803	10648.748	0.114	3.60	3.60	0.432	3.000		28.865	YES
15	13	L-PFHxS	398.9 > 79.7	349.558	2189.673	0.114	3.75	3.75	1.995	17.11		3.003	NO
16	1...	Total PFHxS	398.9 > 79.7	349.558	2189.673	0.114	3.93		1.995	17.11			
17	51	13C3-PFBS-EIS	302.0 > 98.8	1105.435		0.114	2.57	2.46	1105.435	91.91	83.8		
18	53	13C3-HFPO-DA-EIS	287.0 > 168.9	3569.641		0.114	3.30	3.21	3569.641	87.53	79.8		
19	59	13C4-PFHpA-EIS	367.2 > 321.8	10648.748		0.114	3.64	3.60	10648.748	86.62	79.0		
20	61	13C3-PFHxS-EIS	401.8 > 79.7	2189.673		0.114	3.75	3.75	2189.673	95.61	87.2		
21	61	13C3-PFHxS-EIS	401.8 > 79.7	2189.673		0.114	3.75	3.75	2189.673	95.61	87.2		
22	-1												
23	12	ADONA	376.8 > 250.9		10648.748	0.114	3.69						YES
24	15	6:2 FTS	427.0 > 407		1227.178	0.114	4.06						YES
25	16	L-PFOA	412.8 > 368.9	3905.950	14031.123	0.114	4.12	4.12	3.480	26.32		2.651	NO
26	1...	Total PFOA	412.8 > 368.9	3905.950	14031.123	0.114	4.60		3.480	26.32			
27	19	PFHpS	449.0 > 79.7		2371.242	0.114	4.27						YES
28	59	13C4-PFHpA-EIS	367.2 > 321.8	10648.748		0.114	3.64	3.60	10648.748	86.62	79.0		
29	63	13C2-6:2 FTS-EIS	429.0 >79.7	1227.178		0.114	4.12	4.06	1227.178	86.88	79.2		
30	69	13C2-PFOA-EIS	414.9 > 369.7	14031.123		0.114	4.12	4.12	14031.123	86.01	78.4		
31	69	13C2-PFOA-EIS	414.9 > 369.7	14031.123		0.114	4.12	4.12	14031.123	86.01	78.4		
32	71	13C8-PFOS-EIS	507.0 > 79.7	2371.242		0.114	4.66	4.66	2371.242	72.66	66.2		
33	-1												
34	21	PFNA	463.0 > 418.8		13333.795	0.114	4.57						YES
35	22	PFOSA	497.9 > 77.9	28.335	2733.307	0.114	4.62	4.61	0.130	1.614		8.947	YES
36	23	L-PFOS	498.9 > 79.7		2371.242	0.114	4.66						YES

GM 3/31/2020

Dataset: P:\PFAS5.PRO\RESULTS\200330P1\200330P1-42.qld

Last Altered: Tuesday, March 31, 2020 14:39:39 Pacific Daylight Time
Printed: Tuesday, March 31, 2020 15:12:02 Pacific Daylight Time

Name: 200330P1-42, Date: 30-Mar-2020, Time: 22:33:54, ID: 2000512-07 SP-109 0.125, Description: SP-109

	#	Name	Trace	Area	IS Area	wt/vol	Pred.RT	RT	Response	Conc.	%Rec	Ion Ratio	Ratio Out?
37	1...	Total PFOS	498.9 > 79.7	0.000	2371.242	0.114	4.60		0.000				
38	25	9Cl-PF30NS	531 > 351		2371.242	0.114	4.86						YES
39	65	13C5-PFNA-EIS	468.2 > 422.9	13333.795		0.114	4.57	4.57	13333.795	89.93	82.0		
40	67	13C8-PFOSA-EIS	506 > 78	2733.307		0.114	4.63	4.62	2733.307	67.41	61.5		
41	71	13C8-PFOS-EIS	507.0 > 79.7	2371.242		0.114	4.66	4.66	2371.242	72.66	66.2		
42	71	13C8-PFOS-EIS	507.0 > 79.7	2371.242		0.114	4.66	4.66	2371.242	72.66	66.2		
43	71	13C8-PFOS-EIS	507.0 > 79.7	2371.242		0.114	4.66	4.66	2371.242	72.66	66.2		
44	-1												
45	26	PFDA	513 > 468.8		13774.136	0.114	4.95						YES
46	27	8:2 FTS	526.9 > 506.8		1137.135	0.114	4.92						YES
47	28	PFNS	549.1 > 79.7		2371.242	0.114	4.99						YES
48	29	L-MeFOSAA	570 > 419		2320.389	0.114	5.10						YES
49	1...	Total N-MeFOSAA	570. > 419	0.000	2320.389	0.114	5.19		0.000				
50	73	13C2-PFDA-EIS	515.1 > 469.9	13774.136		0.114	4.95	4.95	13774.136	85.45	77.9		
51	75	13C2-8:2 FTS-EIS	529 > 79.7	1137.135		0.114	4.91	4.92	1137.135	93.55	85.3		
52	71	13C8-PFOS-EIS	507.0 > 79.7	2371.242		0.114	4.66	4.66	2371.242	72.66	66.2		
53	77	d3-N-MeFOSAA-EIS	573.3 > 419	2320.389		0.114	5.11	5.10	2320.389	105.8	96.5		
54	77	d3-N-MeFOSAA-EIS	573.3 > 419	2320.389		0.114	5.11	5.10	2320.389	105.8	96.5		
55	-1												
56	31	L-EtFOSAA	584.1 > 419	28.011	3172.105	0.114	5.26	5.28	0.110	0.8347		0.587	YES
57	1...	Total N-EtFOSAA	584.1 > 419	28.011	3172.105	0.114	5.37		0.110	0.8347			
58	33	PFUdA	563.0 > 518.9		14802.460	0.114	5.28						YES
59	34	PFDS	598.8 > 79.7		2371.242	0.114	5.27						YES
60	35	11Cl-PF30UdS	630.9 > 450.9		13158.323	0.114	5.50						YES
61	81	d5-N-EtFOSAA-EIS	589.3 > 419	3172.105		0.114	5.25	5.26	3172.105	77.66	70.8		
62	81	d5-N-EtFOSAA-EIS	589.3 > 419	3172.105		0.114	5.25	5.26	3172.105	77.66	70.8		
63	79	13C2-PFUdA-EIS	565 > 519.8	14802.460		0.114	5.28	5.28	14802.460	78.32	71.4		
64	71	13C8-PFOS-EIS	507.0 > 79.7	2371.242		0.114	4.66	4.66	2371.242	72.66	66.2		
65	83	13C2-PFDoA-EIS	614.7 > 569.7	13158.323		0.114	5.55	5.57	13158.323	79.40	72.4		
66	-1												
67	36	10:2 FTS	626.9 > 607		913.410	0.114	5.55						YES
68	37	PFDoA	612.9 > 569.0		13158.323	0.114	5.57						YES
69	38	N-MeFOSA	512.1 > 168.9		3953.163	0.114	5.63						YES
70	39	PFTrDA	662.9 > 618.9		13158.323	0.114	5.82						YES
71	40	PFDoS	698.8 > 79.7		13669.595	0.114	5.85						YES
72	85	13C2-10:2 FTS-EIS	632.9 > 80.0	913.410		0.114	5.50	5.55	913.410	86.61	79.0		

GM 3/31/2020

Dataset: P:\PFAS5.PRO\RESULTS\200330P1\200330P1-42.qld

Last Altered: Tuesday, March 31, 2020 14:39:39 Pacific Daylight Time
Printed: Tuesday, March 31, 2020 15:12:02 Pacific Daylight Time

Name: 200330P1-42, Date: 30-Mar-2020, Time: 22:33:54, ID: 2000512-07 SP-109 0.125, Description: SP-109

	#	Name	Trace	Area	IS Area	wt/vol	Pred.RT	RT	Response	Conc.	%Rec	Ion Ratio	Ratio Out?
73	83	13C2-PFDoA-EIS	614.7 > 569.7	13158.323		0.114	5.55	5.57	13158.323	79.40	72.4		
74	87	d3-N-MeFOSA-EIS	515.2 > 168.9	3953.163		0.114	5.45	5.64	3953.163	270.1	20.6		
75	83	13C2-PFDoA-EIS	614.7 > 569.7	13158.323		0.114	5.55	5.57	13158.323	79.40	72.4		
76	89	13C2-PFTeDA-EIS	715.1 > 669.7	13669.595		0.114	5.98	6.04	13669.595	77.56	70.7		
77	-1												
78	41	PFTeDA	713.0 > 669.0		13669.595	0.114	6.04						YES
79	42	N-EtFOSA	526.1 > 168.9		5508.498	0.114	6.07						YES
80	43	PFHxDA	813.1 > 768.6		18963.506	0.114	6.38						YES
81	44	PFODA	913.1 > 868.8		18963.506	0.114	6.59						
82	45	N-MeFOSE	616.1 > 58.9		13432.854	0.114	6.30						
83	89	13C2-PFTeDA-EIS	715.1 > 669.7	13669.595		0.114	5.98	6.04	13669.595	77.56	70.7		
84	91	d5-N-ETFOSA-EIS	531.1 > 168.9	5508.498		0.114	5.81	6.09	5508.498	237.6	18.2		
85	93	13C2-PFHxDA-EIS	815 > 769.7	18963.506		0.114	6.26	6.38	18963.506	72.99	66.5		
86	93	13C2-PFHxDA-EIS	815 > 769.7	18963.506		0.114	6.26	6.38	18963.506	72.99	66.5		
87	95	d7-N-MeFOSE-EIS	623.1 > 58.9	13432.854		0.114	5.95	6.30	13432.854	674.1	51.5		
88	-1												
89	46	N-EtFOSE	630.1 > 58.9		15634.250	0.114	6.45						
90	1...	TDCA	498.3>106.9			0.114	4.04						YES
91	99	13C4-PFBA	217.0 > 172.0	11522.514	11522.514	0.114	1.27	1.23	12.500	109.7	100.0		
92	1...	13C8-PFOA	420.9 > 376.0	18379.826	18379.826	0.114	4.13	4.12	12.500	109.7	100.0		
93	1...	13C5-PFHxA	318.0 > 272.9	18469.854	18469.854	0.114	3.00	2.99	12.500	109.7	100.0		
94	97	d9-N-EtFOSE-EIS	639.2 > 58.8	15634.250		0.114	6.15	6.45	15634.250	720.2	55.0		
95	71	13C8-PFOS-EIS	507.0 > 79.7	2371.242		0.114	4.66	4.66	2371.242	72.66	66.2		
96	1...	18O2-PFHxS	403.0 > 102.6	927.355	927.355	0.114	3.76	3.75	12.500	109.7	100.0		
97	1...	13C4-PFOS	503 > 79.7	2898.891	2898.891	0.114	4.67	4.66	12.500	109.7	100.0		
98	1...	13C6-PFDA	519.1 > 473.7	15702.845	15702.845	0.114	4.96	4.95	12.500	109.7	100.0		
99	-1												
100	1...	13C9-PFNA	472.2 > 426.9	15075.445	15075.445	0.114	4.58	4.57	12.500	109.7	100.0		
101	1...	13C7-PFUdA	570.1 > 524.8	17593.402	17593.402	0.114	5.29	5.28	12.500	109.7	100.0		

GM 3/31/2020

Dataset: P:\PFAS5.PRO\RESULTS\200330P1\200330P1-42.qld

Last Altered: Tuesday, March 31, 2020 14:39:39 Pacific Daylight Time
Printed: Tuesday, March 31, 2020 15:12:02 Pacific Daylight Time

Method: P:\PFAS5.PRO\MethDB\NEW_PFAS_80C_033020.mdb 31 Mar 2020 14:33:38
Calibration: P:\PFAS5.PRO\CurveDB\C18_VAL-PFAS_Q5_03-30-20.cdb 31 Mar 2020 10:07:05

Name: 200330P1-42, Date: 30-Mar-2020, Time: 22:33:54, ID: 2000512-07 SP-109 0.125, Description: SP-109

PFBA

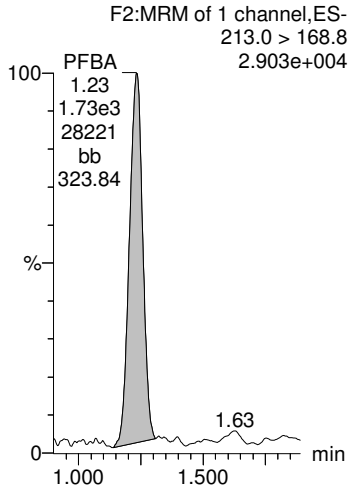

PFPeA

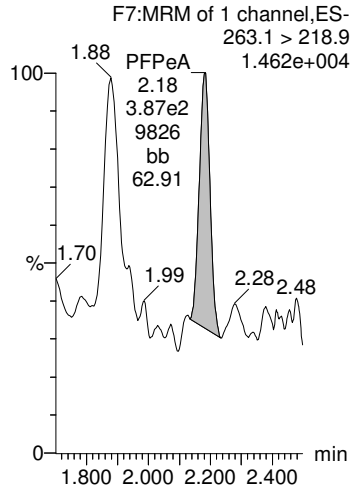

PFBS

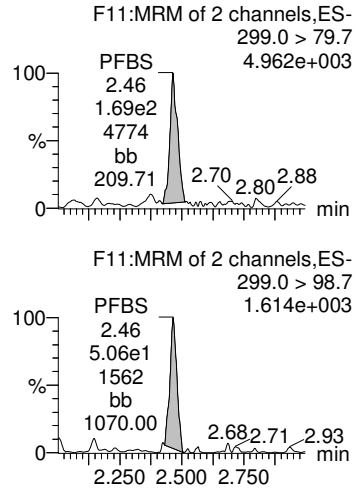

4:2 FTS

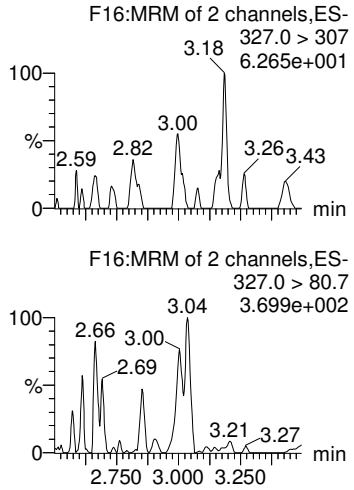

PFHxA

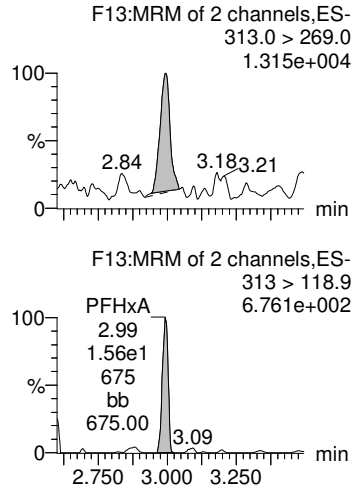

13C3-PFBA-EIS

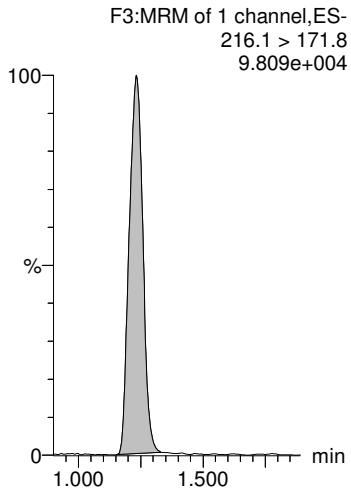

13C3-PFPeA-EIS

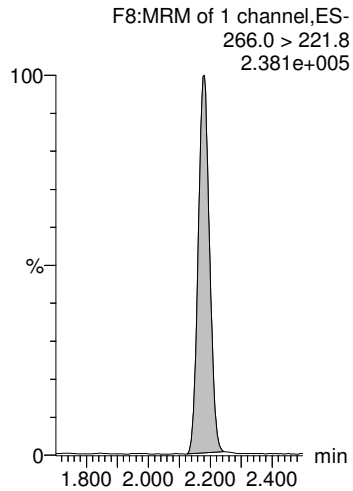

13C3-PFBS-EIS

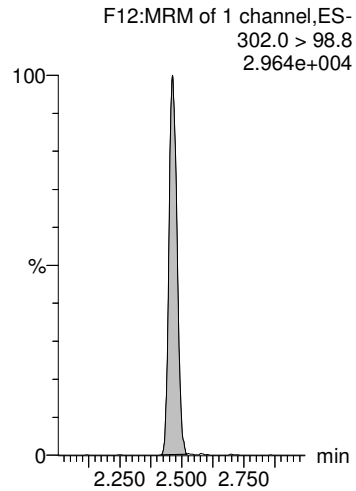

13C2-4:2 FTS-EIS

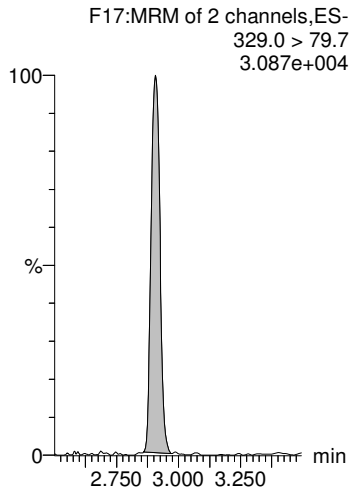

13C2-PFHxA-EIS

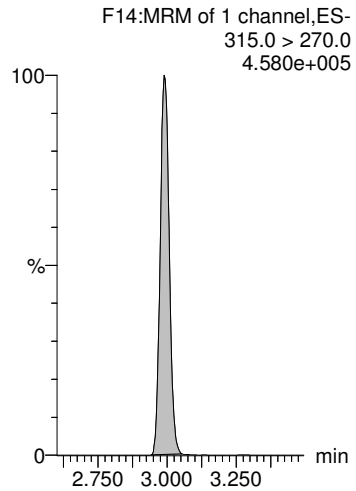

GM 3/31/2020

Dataset: P:\PFAS5.PRO\RESULTS\200330P1\200330P1-42.qld

Last Altered: Tuesday, March 31, 2020 14:39:39 Pacific Daylight Time
Printed: Tuesday, March 31, 2020 15:12:02 Pacific Daylight Time

Name: 200330P1-42, Date: 30-Mar-2020, Time: 22:33:54, ID: 2000512-07 SP-109 0.125, Description: SP-109

PFPeS

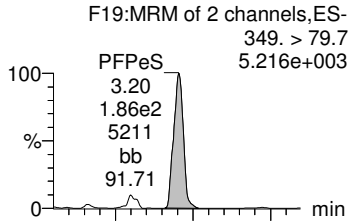

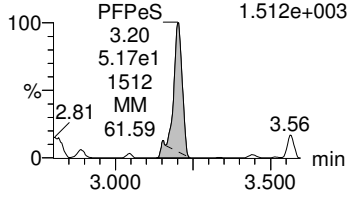

HFPO-DA

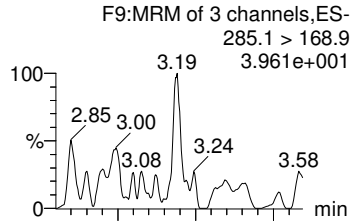

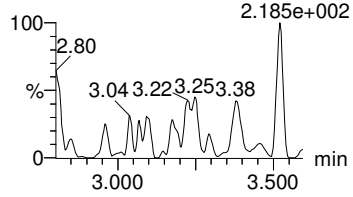

PFHpA

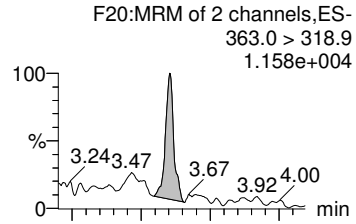

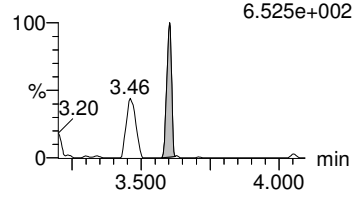

L-PFHxS

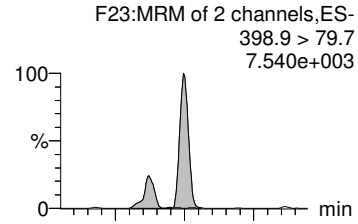

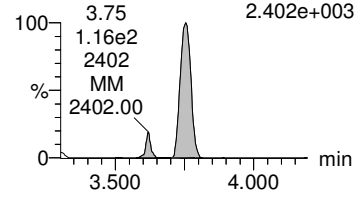

Total PFHxS

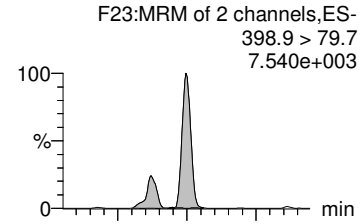

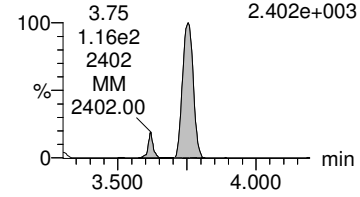

13C3-PFBS-EIS

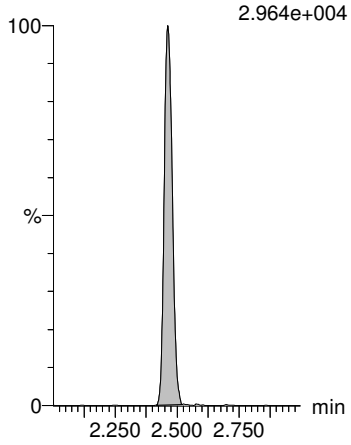

13C3-HFPO-DA-EIS

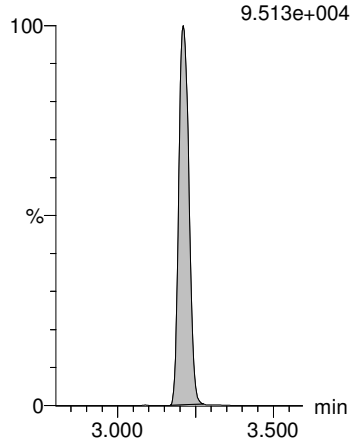

13C4-PFHpA-EIS

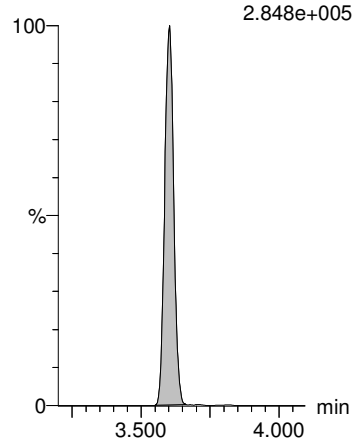

13C3-PFHxS-EIS

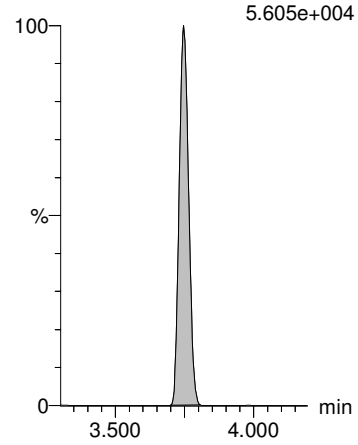

13C3-PFHxS-EIS

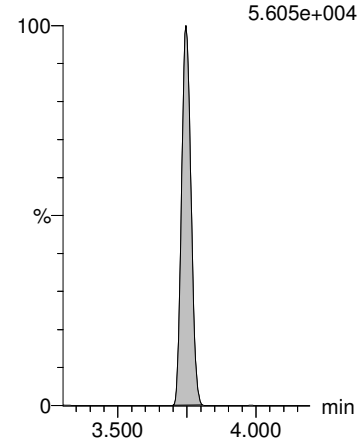

Dataset: P:\PFAS5.PRO\RESULTS\200330P1\200330P1-42.qld

Last Altered: Tuesday, March 31, 2020 14:39:39 Pacific Daylight Time
Printed: Tuesday, March 31, 2020 15:12:02 Pacific Daylight Time

Name: 200330P1-42, Date: 30-Mar-2020, Time: 22:33:54, ID: 2000512-07 SP-109 0.125, Description: SP-109

ADONA

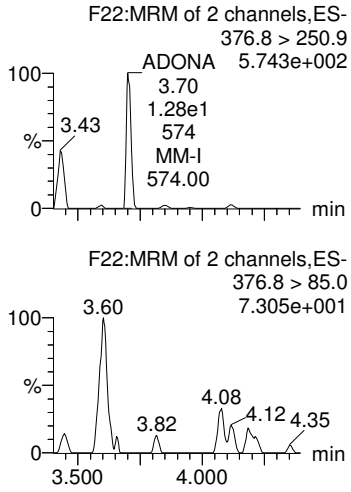

6:2 FTS

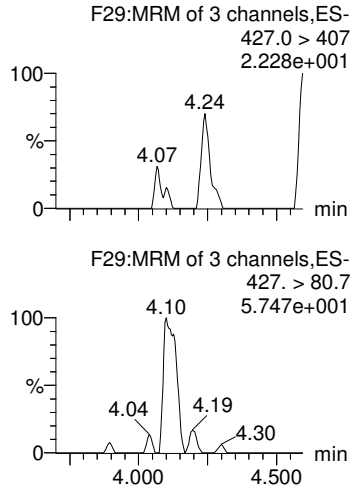

L-PFOA

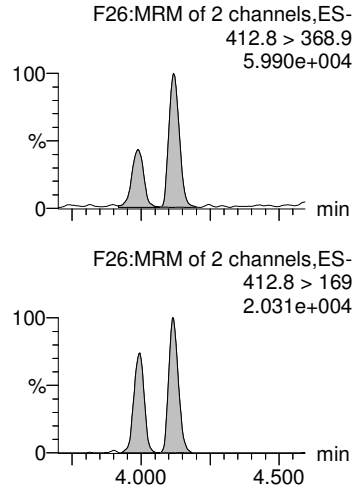

Total PFOA

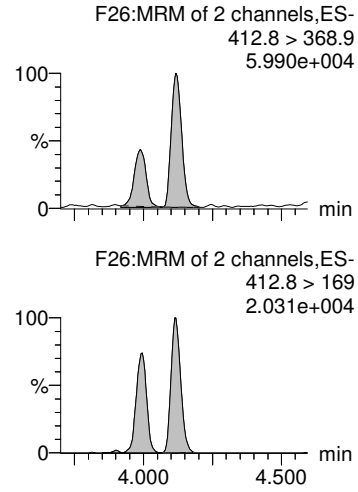

PFHpS

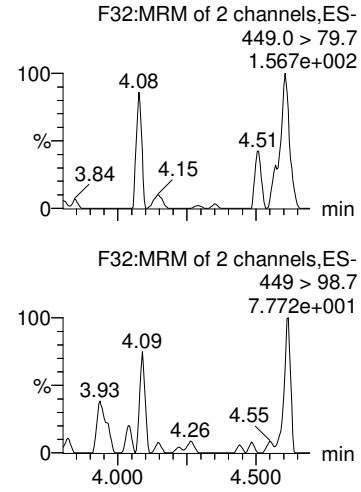

13C4-PFHpA-EIS

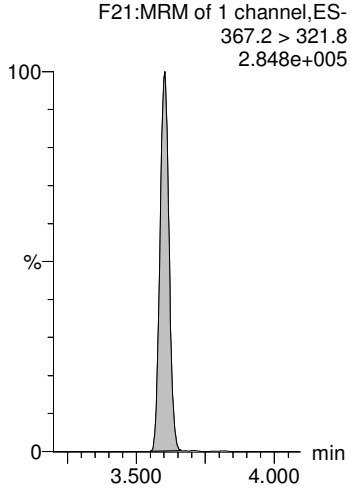

13C2-6:2 FTS-EIS

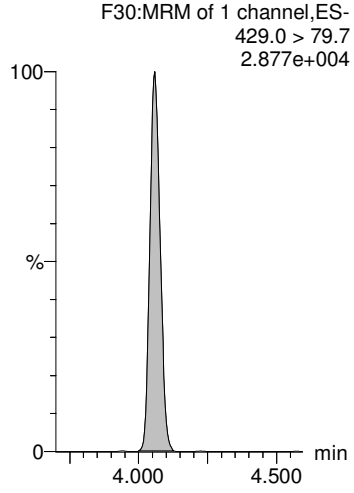

13C2-PFOA-EIS

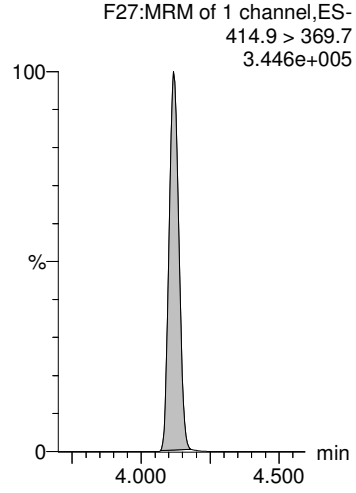

13C2-PFOA-EIS

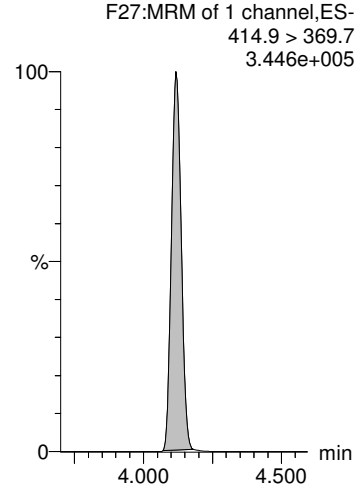

13C8-PFOS-EIS

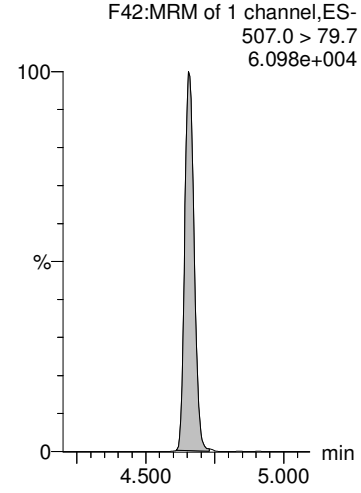

GM 3/31/2020

Dataset: P:\PFAS5.PRO\RESULTS\200330P1\200330P1-42.qld

Last Altered: Tuesday, March 31, 2020 14:39:39 Pacific Daylight Time
Printed: Tuesday, March 31, 2020 15:12:02 Pacific Daylight Time

Name: 200330P1-42, Date: 30-Mar-2020, Time: 22:33:54, ID: 2000512-07 SP-109 0.125, Description: SP-109

PFNA

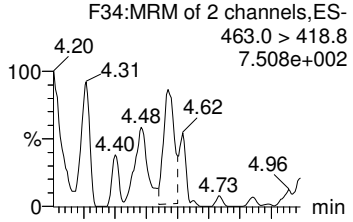

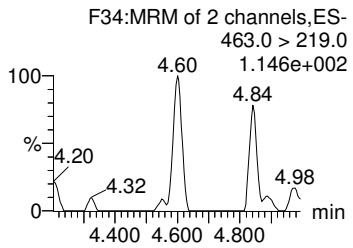

PFOSA

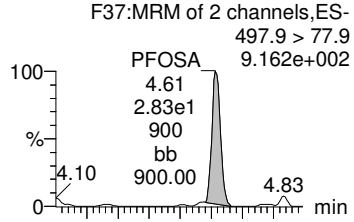

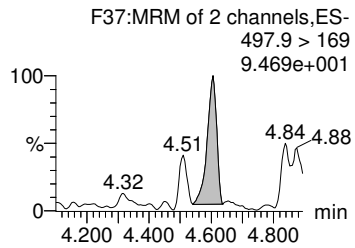

L-PFOS

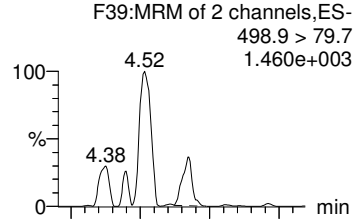

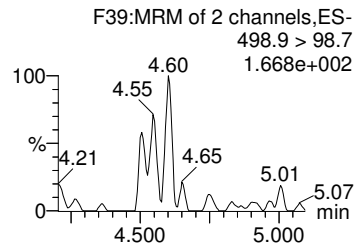

Total PFOS

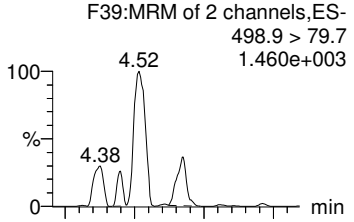

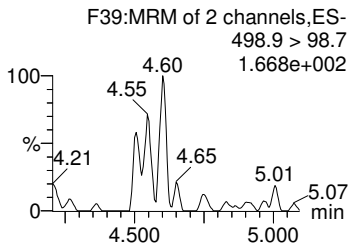

9Cl-PF30NS

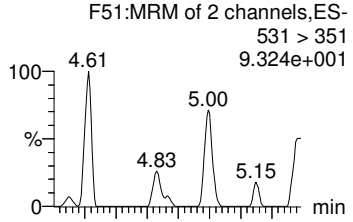

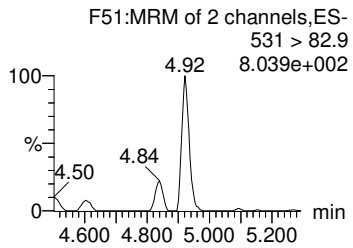

13C5-PFNA-EIS

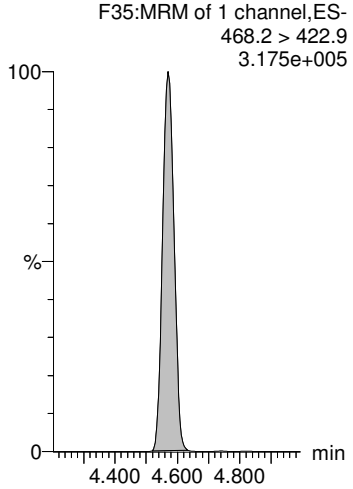

13C8-PFOSA-EIS

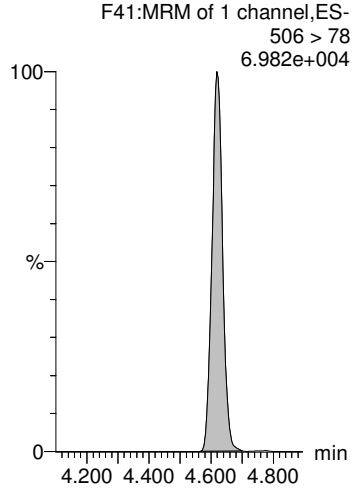

13C8-PFOS-EIS

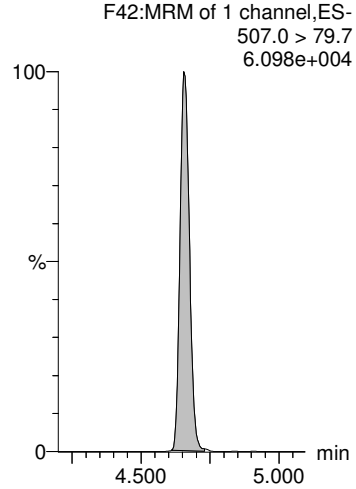

13C8-PFOS-EIS

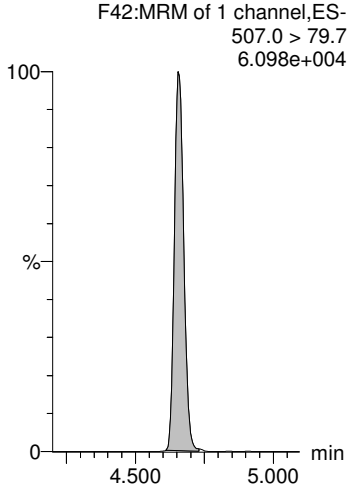

13C8-PFOS-EIS

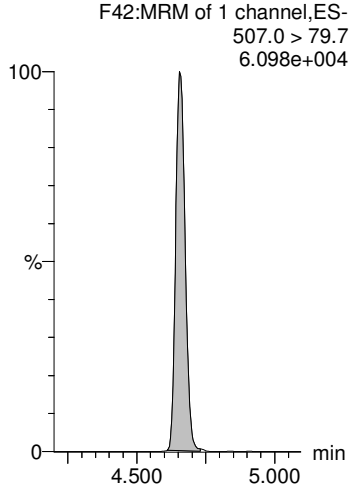

GM 3/31/2020

Dataset: P:\PFAS5.PRO\RESULTS\200330P1\200330P1-42.qld

Last Altered: Tuesday, March 31, 2020 14:39:39 Pacific Daylight Time
Printed: Tuesday, March 31, 2020 15:12:02 Pacific Daylight Time

Name: 200330P1-42, Date: 30-Mar-2020, Time: 22:33:54, ID: 2000512-07 SP-109 0.125, Description: SP-109

PFDA

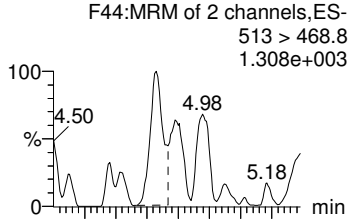

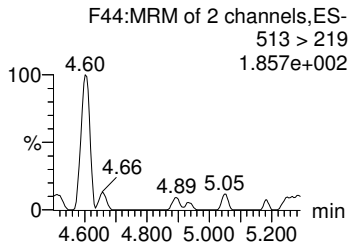

8:2 FTS

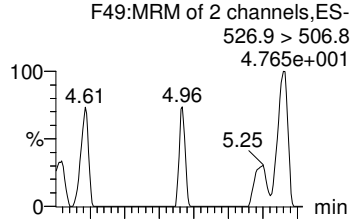

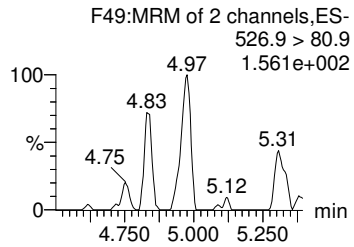

PFNS

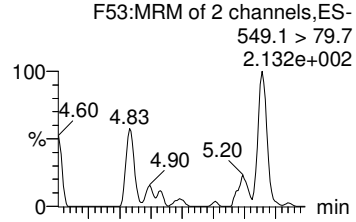

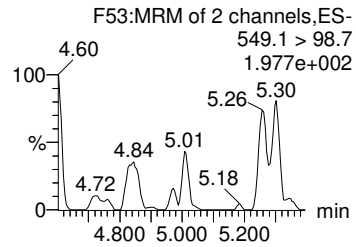

L-MeFOSAA

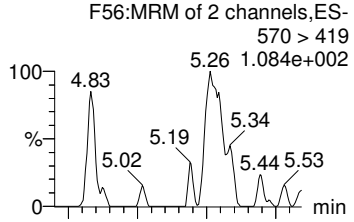

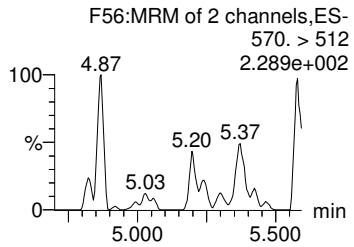

Total N-MeFOSAA

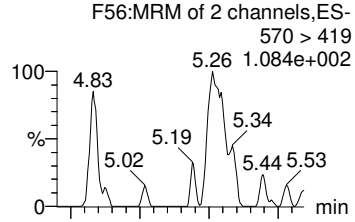

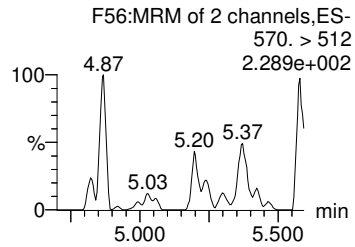

13C2-PFDA-EIS

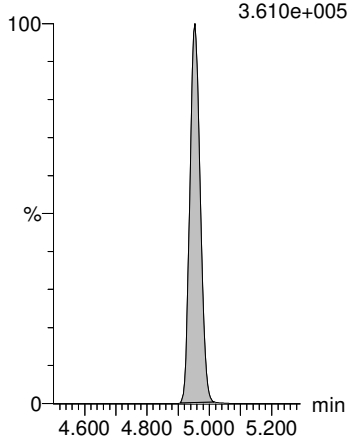

13C2-8:2 FTS-EIS

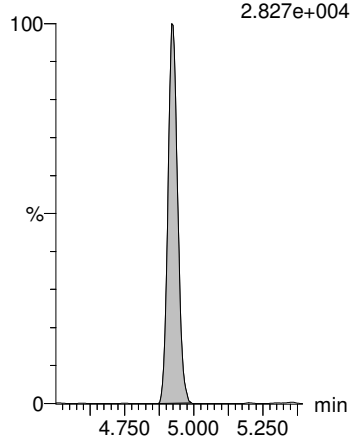

13C8-PFOS-EIS

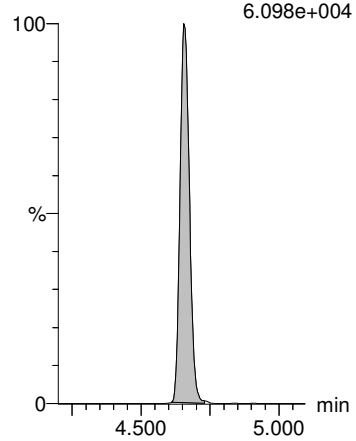

d3-N-MeFOSAA-EIS

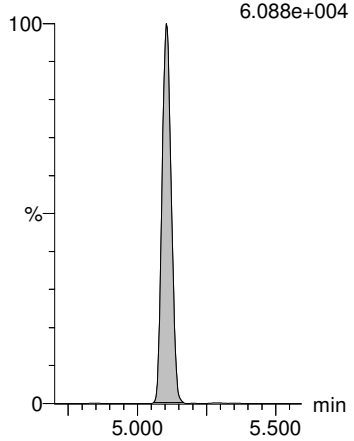

d3-N-MeFOSAA-EIS

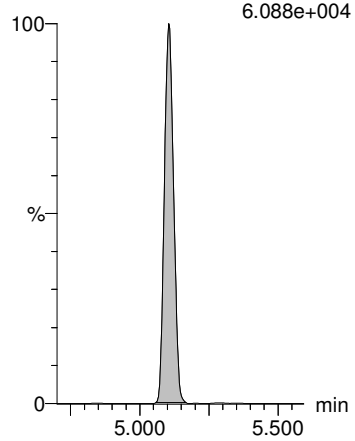

GM 3/31/2020

Dataset: P:\PFAS5.PRO\RESULTS\200330P1\200330P1-42.qld

Last Altered: Tuesday, March 31, 2020 14:39:39 Pacific Daylight Time
Printed: Tuesday, March 31, 2020 15:12:02 Pacific Daylight Time

Name: 200330P1-42, Date: 30-Mar-2020, Time: 22:33:54, ID: 2000512-07 SP-109 0.125, Description: SP-109

L-EtFOSAA

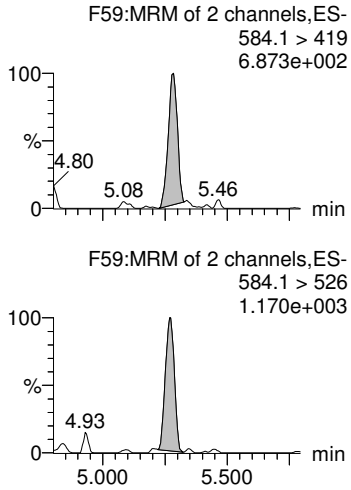

Total N-EtFOSAA

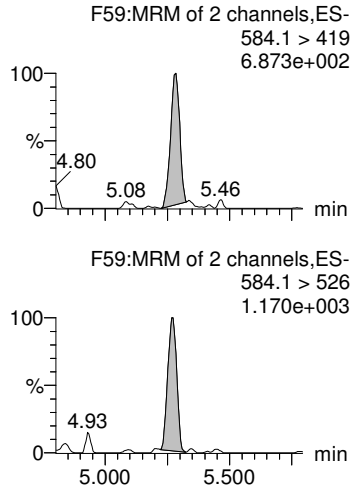

PFUdA

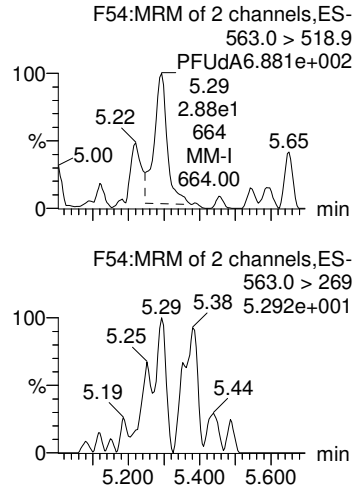

PFDS

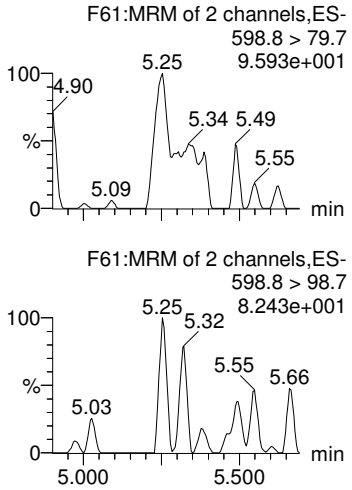

11Cl-PF30UdS

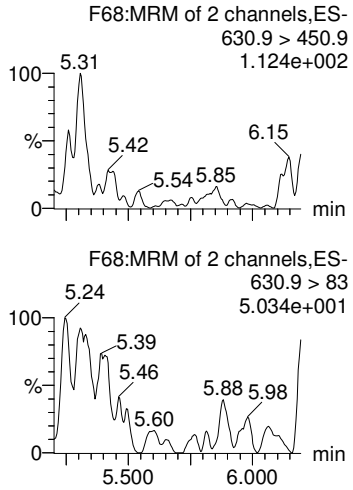

d5-N-EtFOSAA-EIS

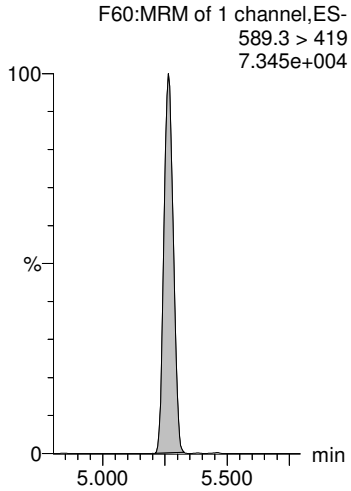

d5-N-EtFOSAA-EIS

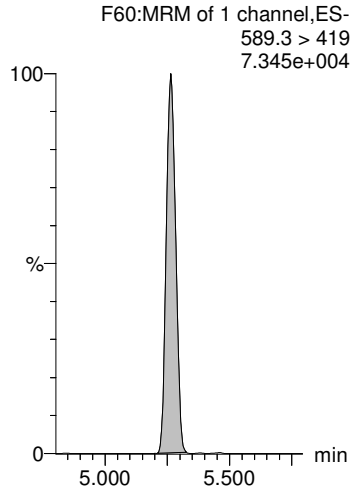

13C2-PFUdA-EIS

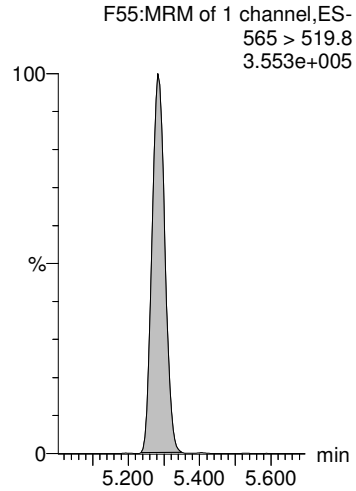

13C8-PFOS-EIS

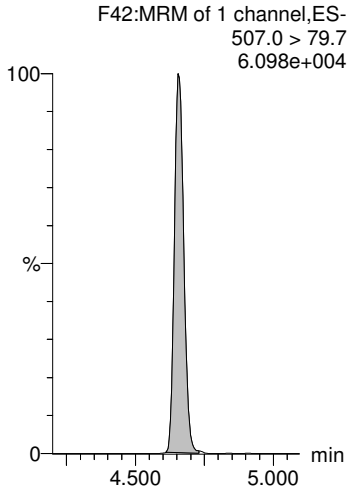

13C2-PFDoA-EIS

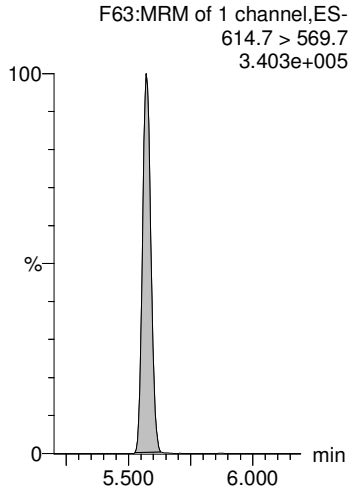

GM 3/31/2020

Dataset: P:\PFAS5.PRO\RESULTS\200330P1\200330P1-42.qld

Last Altered: Tuesday, March 31, 2020 14:39:39 Pacific Daylight Time
Printed: Tuesday, March 31, 2020 15:12:02 Pacific Daylight Time

Name: 200330P1-42, Date: 30-Mar-2020, Time: 22:33:54, ID: 2000512-07 SP-109 0.125, Description: SP-109

10:2 FTS

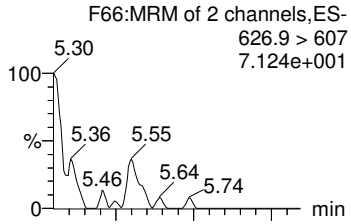

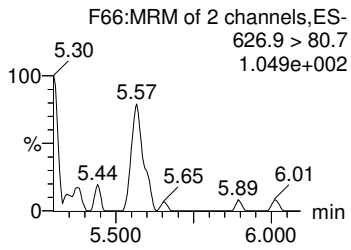

PFDoA

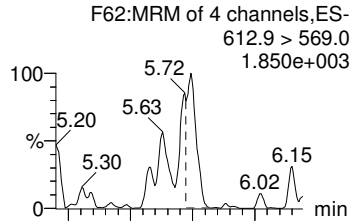

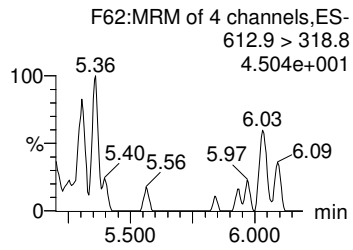

N-MeFOSA

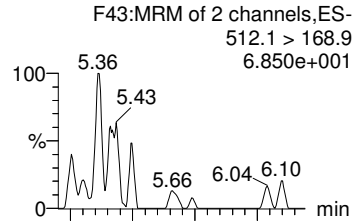

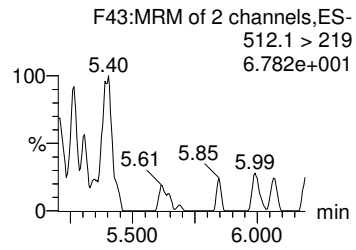

PFTrDA

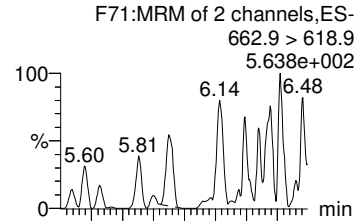

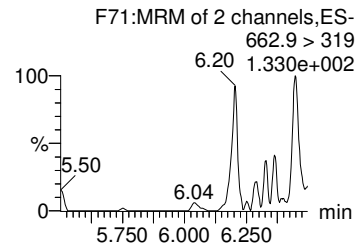

PFDoS

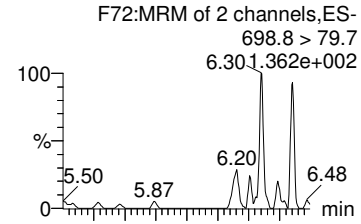

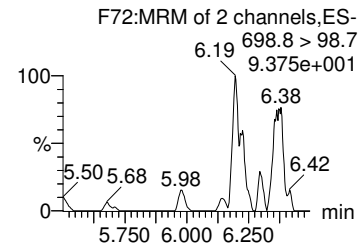

13C2-10:2 FTS-EIS

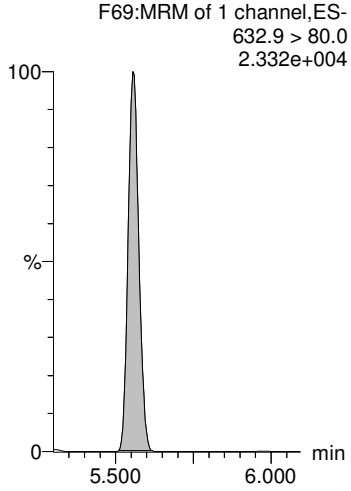

13C2-PFDoA-EIS

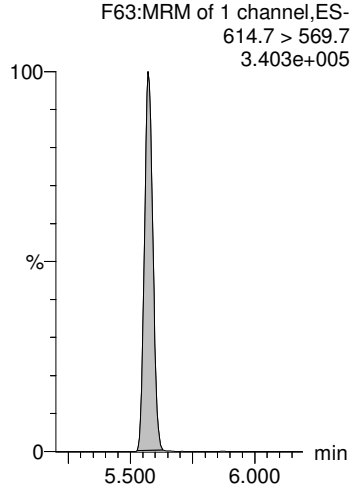

d3-N-MeFOSA-EIS

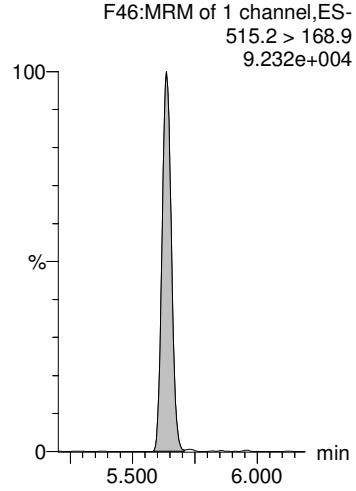

13C2-PFDoA-EIS

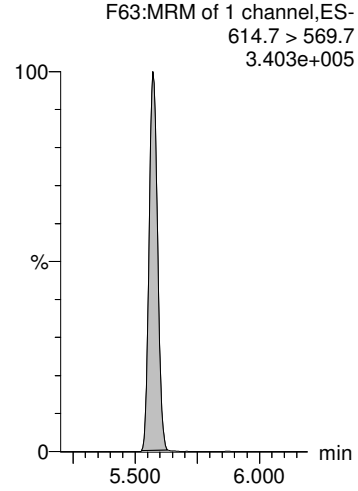

13C2-PFTeDA-EIS

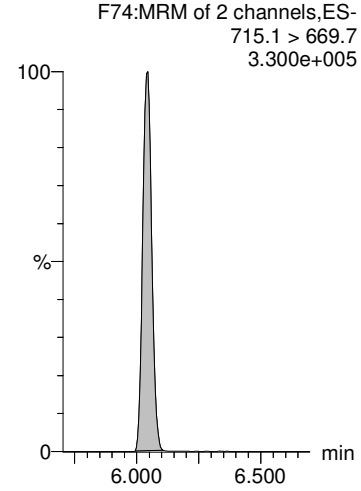

GM 3/31/2020

Dataset: P:\PFAS5.PRO\RESULTS\200330P1\200330P1-42.qld

Last Altered: Tuesday, March 31, 2020 14:39:39 Pacific Daylight Time
Printed: Tuesday, March 31, 2020 15:12:02 Pacific Daylight Time

Name: 200330P1-42, Date: 30-Mar-2020, Time: 22:33:54, ID: 2000512-07 SP-109 0.125, Description: SP-109

PFTeDA

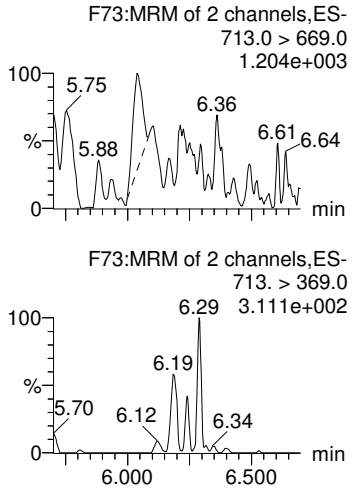

N-EtFOSA

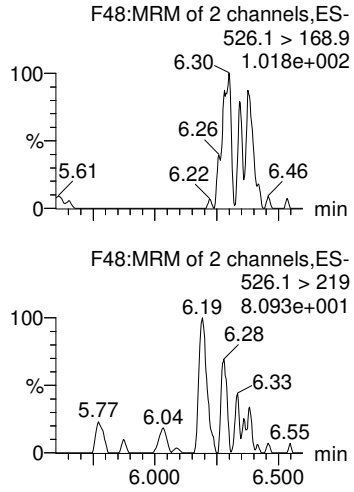

PFHxDA

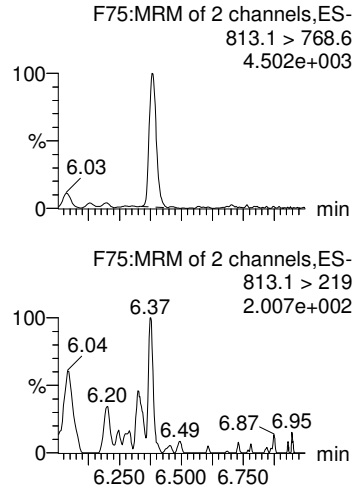

PFODA

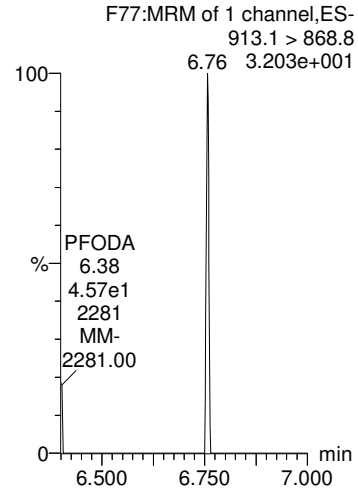

N-MeFOSE

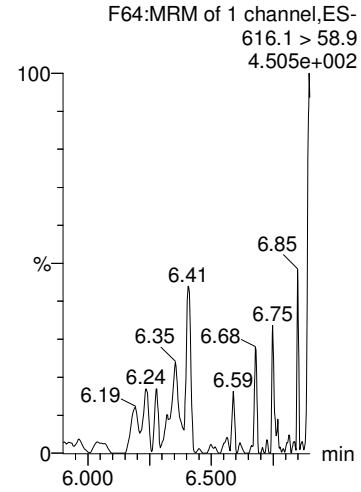

13C2-PFTeDA-EIS

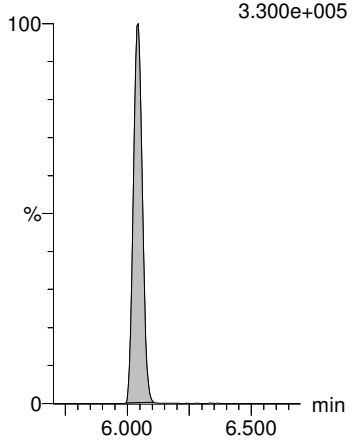

d5-N-ETFOSA-EIS

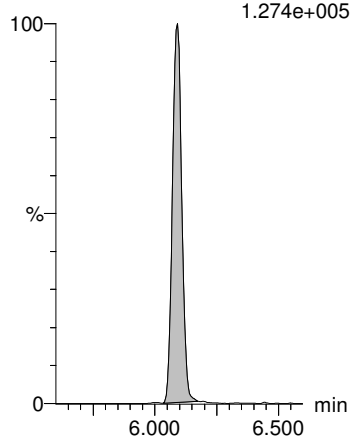

13C2-PFHxDA-EIS

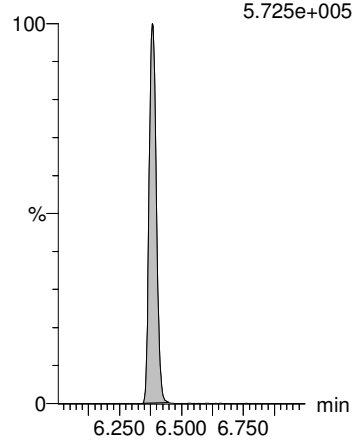

13C2-PFHxDA-EIS

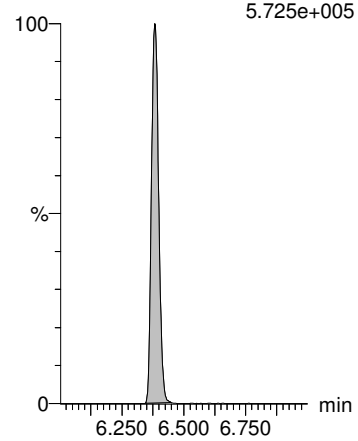

d7-N-MeFOSE-EIS

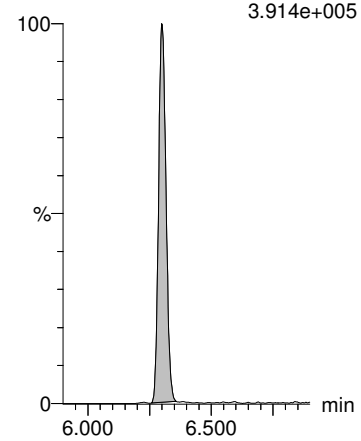

Dataset: P:\PFAS5.PRO\RESULTS\200330P1\200330P1-42.qld

Last Altered: Tuesday, March 31, 2020 14:39:39 Pacific Daylight Time
Printed: Tuesday, March 31, 2020 15:12:02 Pacific Daylight Time

Name: 200330P1-42, Date: 30-Mar-2020, Time: 22:33:54, ID: 2000512-07 SP-109 0.125, Description: SP-109

N-EtFOSE

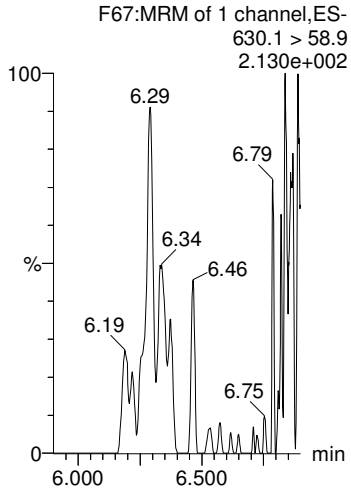

TDCA

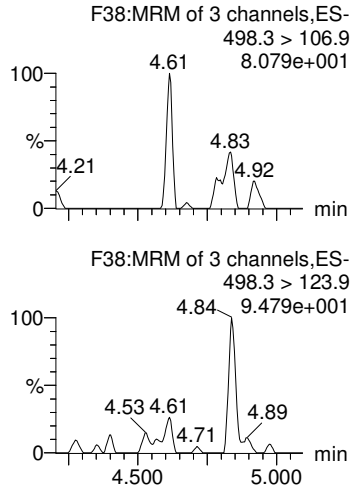

13C4-PFBA

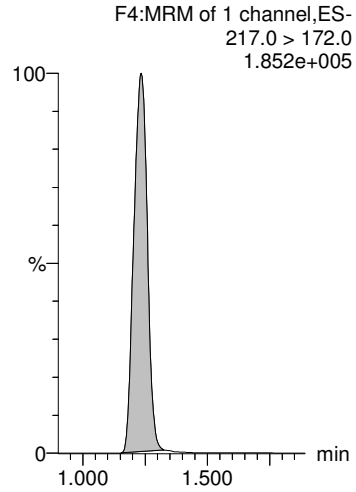

13C8-PFOA

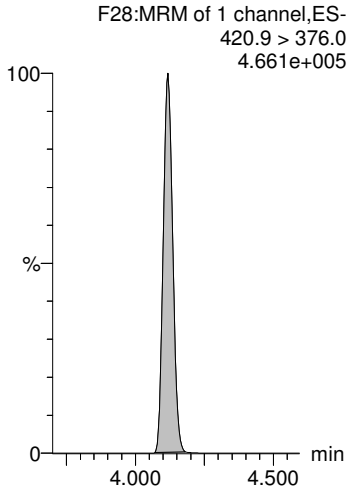

13C5-PFHxA

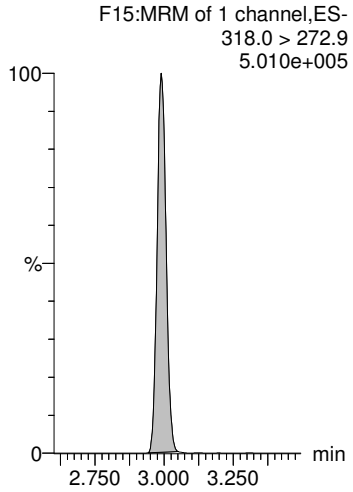

d9-N-EtFOSE-EIS

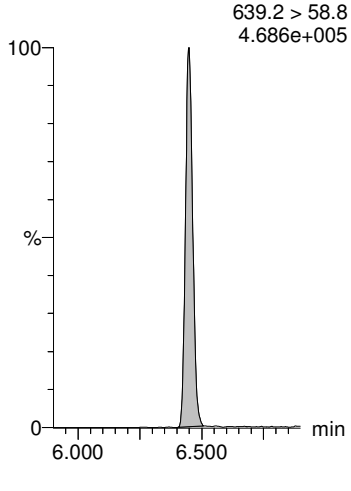

13C8-PFOS-EIS

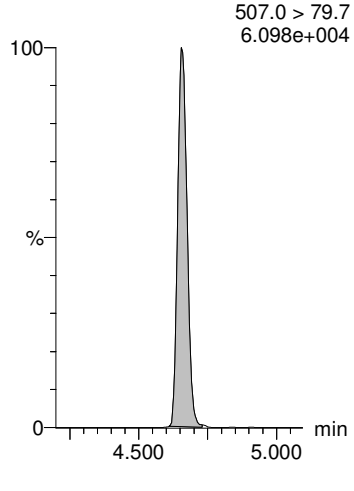

18O2-PFHxS

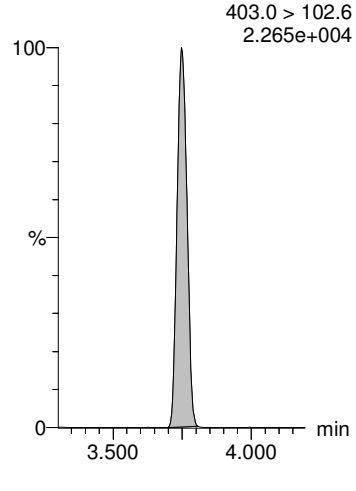

13C4-PFOS

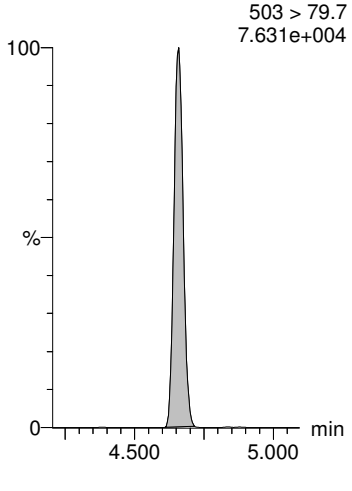

13C6-PFDA

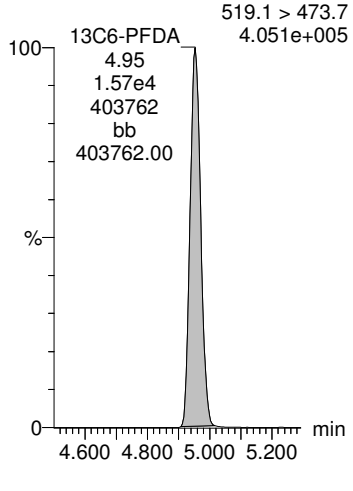

GM 3/31/2020

Dataset: P:\PFAS5.PRO\RESULTS\200330P1\200330P1-42.qld

Last Altered: Tuesday, March 31, 2020 14:39:39 Pacific Daylight Time
Printed: Tuesday, March 31, 2020 15:12:02 Pacific Daylight Time

Name: 200330P1-42, Date: 30-Mar-2020, Time: 22:33:54, ID: 2000512-07 SP-109 0.125, Description: SP-109

13C9-PFNA

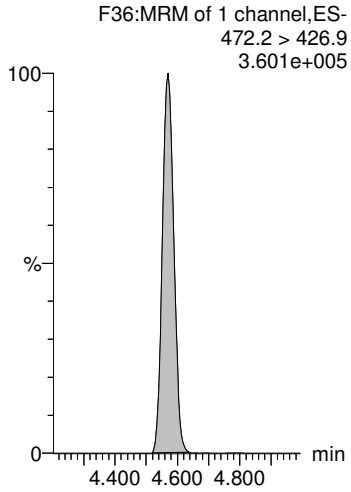

13C7-PFUdA

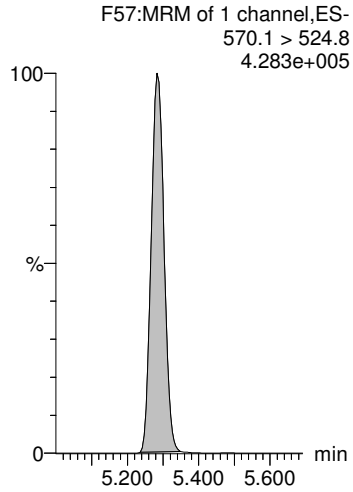

GM 3/31/2020

Dataset: P:\PFAS5.PRO\RESULTS\200330P1\200330P1-43..qld

Last Altered: Tuesday, March 31, 2020 14:45:12 Pacific Daylight Time
Printed: Tuesday, March 31, 2020 15:11:23 Pacific Daylight Time

Name: 200330P1-43, Date: 30-Mar-2020, Time: 22:44:24, ID: 2000512-08 SP-114 0.125, Description: SP-114

	#	Name	Trace	Area	IS Area	wt/vol	Pred.RT	RT	Response	Conc.	%Rec	Ion Ratio	Ratio Out?
1	1	PFBA	213.0 > 168.8	1539.770	6795.594	0.115	1.24	1.24	2.832	21.60			
2	4	PFPeA	263.1 > 218.9	1495.078	9917.385	0.115	2.18	2.18	1.884	16.76			
3	5	PFBS	299.0 > 79.7	183.044	1105.977	0.115	2.47	2.46	2.069	7.971		2.893	NO
4	6	4:2 FTS	327.0 > 307		1321.807	0.115	2.91						YES
5	7	PFHxA	313.0 > 269.0	5338.786	16340.806	0.115	2.99	2.99	4.084	40.63		17.859	NO
6	47	13C3-PFBA-EIS	216.1 > 171.8	6795.594		0.115	1.23	1.24	6795.594	112.4	103.7		
7	49	13C3-PFPeA-EIS	266.0 > 221.8	9917.385		0.115	2.23	2.18	9917.385	89.01	82.1		
8	51	13C3-PFBS-EIS	302.0 > 98.8	1105.977		0.115	2.57	2.47	1105.977	90.88	83.8		
9	55	13C2-4:2 FTS-EIS	329.0 >79.7	1321.807		0.115	2.99	2.91	1321.807	84.06	77.5		
10	57	13C2-PFHxA-EIS	315.0 > 270.0	16340.806		0.115	2.99	2.99	16340.806	81.32	75.0		
11	-1												
12	8	PFPeS	349.>79.7	172.927	1105.977	0.115	3.20	3.21	1.954	7.654		1.429	NO
13	9	HFPO-DA	285.1 > 168.9		3685.988	0.115	3.21						YES
14	11	PFHpA	363.0 > 318.9	3661.249	10329.787	0.115	3.60	3.60	4.430	32.25		44.492	YES
15	13	L-PFHxS	398.9 > 79.7	830.672	2187.486	0.115	3.75	3.75	4.747	39.46		2.450	NO
16	1...	Total PFHxS	398.9 > 79.7	830.672	2187.486	0.115	3.93		4.747	39.46			
17	51	13C3-PFBS-EIS	302.0 > 98.8	1105.977		0.115	2.57	2.47	1105.977	90.88	83.8		
18	53	13C3-HFPO-DA-EIS	287.0 > 168.9	3685.988		0.115	3.30	3.21	3685.988	89.33	82.4		
19	59	13C4-PFHpA-EIS	367.2 > 321.8	10329.787		0.115	3.64	3.60	10329.787	83.04	76.6		
20	61	13C3-PFHxS-EIS	401.8 > 79.7	2187.486		0.115	3.75	3.75	2187.486	94.40	87.1		
21	61	13C3-PFHxS-EIS	401.8 > 79.7	2187.486		0.115	3.75	3.75	2187.486	94.40	87.1		
22	-1												
23	12	ADONA	376.8 > 250.9		10329.787	0.115	3.69						YES
24	15	6:2 FTS	427.0 > 407		1357.707	0.115	4.06						YES
25	16	L-PFOA	412.8 > 368.9	38973.734	14034.358	0.115	4.12	4.12	34.713	263.6		2.861	NO
26	1...	Total PFOA	412.8 > 368.9	38973.734	14034.358	0.115	4.60		34.713	263.6			
27	19	PFHpS	449.0 > 79.7	329.303	2501.851	0.115	4.27	4.24	1.645	16.48		1.974	NO
28	59	13C4-PFHpA-EIS	367.2 > 321.8	10329.787		0.115	3.64	3.60	10329.787	83.04	76.6		
29	63	13C2-6:2 FTS-EIS	429.0 >79.7	1357.707		0.115	4.12	4.06	1357.707	95.00	87.6		
30	69	13C2-PFOA-EIS	414.9 > 369.7	14034.358		0.115	4.12	4.12	14034.358	85.02	78.4		
31	69	13C2-PFOA-EIS	414.9 > 369.7	14034.358		0.115	4.12	4.12	14034.358	85.02	78.4		
32	71	13C8-PFOS-EIS	507.0 > 79.7	2501.851		0.115	4.66	4.66	2501.851	75.76	69.9		
33	-1												
34	21	PFNA	463.0 > 418.8	335.626	12796.583	0.115	4.57	4.57	0.328	2.058		21.742	YES
35	22	PFOSA	497.9 > 77.9	44.275	2566.209	0.115	4.62	4.62	0.216	2.525		38.467	YES
36	23	L-PFOS	498.9 > 79.7	6622.036	2501.851	0.115	4.66	4.66	33.086	305.4		2.907	NO

GM 3/31/2020

Dataset: P:\PFAS5.PRO\RESULTS\200330P1\200330P1-43..qld

Last Altered: Tuesday, March 31, 2020 14:45:12 Pacific Daylight Time
Printed: Tuesday, March 31, 2020 15:11:23 Pacific Daylight Time

Name: 200330P1-43, Date: 30-Mar-2020, Time: 22:44:24, ID: 2000512-08 SP-114 0.125, Description: SP-114

	#	Name	Trace	Area	IS Area	wt/vol	Pred.RT	RT	Response	Conc.	%Rec	Ion Ratio	Ratio Out?
37	1...	Total PFOS	498.9 > 79.7	6622.036	2501.851	0.115	4.60		33.086	305.4			
38	25	9Cl-PF30NS	531 > 351		2501.851	0.115	4.86						YES
39	65	13C5-PFNA-EIS	468.2 > 422.9	12796.583		0.115	4.57	4.57	12796.583	85.30	78.7		
40	67	13C8-PFOSA-EIS	506 > 78	2566.209		0.115	4.63	4.62	2566.209	62.55	57.7		
41	71	13C8-PFOS-EIS	507.0 > 79.7	2501.851		0.115	4.66	4.66	2501.851	75.76	69.9		
42	71	13C8-PFOS-EIS	507.0 > 79.7	2501.851		0.115	4.66	4.66	2501.851	75.76	69.9		
43	71	13C8-PFOS-EIS	507.0 > 79.7	2501.851		0.115	4.66	4.66	2501.851	75.76	69.9		
44	-1												
45	26	PFDA	513 > 468.8		13635.230	0.115	4.95						YES
46	27	8:2 FTS	526.9 > 506.8		968.942	0.115	4.92						YES
47	28	PFNS	549.1 > 79.7		2501.851	0.115	4.99						YES
48	29	L-MeFOSAA	570 > 419		2360.787	0.115	5.10						YES
49	1...	Total N-MeFOSAA	570. > 419	0.000	2360.787	0.115	5.19		0.000				
50	73	13C2-PFDA-EIS	515.1 > 469.9	13635.230		0.115	4.95	4.95	13635.230	83.60	77.1		
51	75	13C2-8:2 FTS-EIS	529 > 79.7	968.942		0.115	4.91	4.92	968.942	78.78	72.7		
52	71	13C8-PFOS-EIS	507.0 > 79.7	2501.851		0.115	4.66	4.66	2501.851	75.76	69.9		
53	77	d3-N-MeFOSAA-EIS	573.3 > 419	2360.787		0.115	5.11	5.10	2360.787	106.4	98.1		
54	77	d3-N-MeFOSAA-EIS	573.3 > 419	2360.787		0.115	5.11	5.10	2360.787	106.4	98.1		
55	-1												
56	31	L-EtFOSAA	584.1 > 419	14.352	3149.806	0.115	5.26	5.27	0.057	0.5067		0.396	YES
57	1...	Total N-EtFOSAA	584.1 > 419	14.352	3149.806	0.115	5.37		0.057	0.5067			
58	33	PFUdA	563.0 > 518.9		14111.260	0.115	5.28						YES
59	34	PFDS	598.8 > 79.7		2501.851	0.115	5.27						YES
60	35	11Cl-PF30UdS	630.9 > 450.9		12365.963	0.115	5.50						YES
61	81	d5-N-EtFOSAA-EIS	589.3 > 419	3149.806		0.115	5.25	5.26	3149.806	76.22	70.3		
62	81	d5-N-EtFOSAA-EIS	589.3 > 419	3149.806		0.115	5.25	5.26	3149.806	76.22	70.3		
63	79	13C2-PFUdA-EIS	565 > 519.8	14111.260		0.115	5.28	5.28	14111.260	73.79	68.1		
64	71	13C8-PFOS-EIS	507.0 > 79.7	2501.851		0.115	4.66	4.66	2501.851	75.76	69.9		
65	83	13C2-PFDoA-EIS	614.7 > 569.7	12365.963		0.115	5.55	5.57	12365.963	73.74	68.0		
66	-1												
67	36	10:2 FTS	626.9 > 607		820.510	0.115	5.55						YES
68	37	PFDoA	612.9 > 569.0		12365.963	0.115	5.57						YES
69	38	N-MeFOSA	512.1 > 168.9		5622.620	0.115	5.63						YES
70	39	PFTrDA	662.9 > 618.9		12365.963	0.115	5.82						YES
71	40	PFDoS	698.8 > 79.7		12577.415	0.115	5.85						YES
72	85	13C2-10:2 FTS-EIS	632.9 > 80.0	820.510		0.115	5.50	5.55	820.510	76.89	70.9		

GM 3/31/2020

Dataset: P:\PFAS5.PRO\RESULTS\200330P1\200330P1-43..qld

Last Altered: Tuesday, March 31, 2020 14:45:12 Pacific Daylight Time
Printed: Tuesday, March 31, 2020 15:11:23 Pacific Daylight Time

Name: 200330P1-43, Date: 30-Mar-2020, Time: 22:44:24, ID: 2000512-08 SP-114 0.125, Description: SP-114

	#	Name	Trace	Area	IS Area	wt/vol	Pred.RT	RT	Response	Conc.	%Rec	Ion Ratio	Ratio Out?
73	83	13C2-PFDoA-EIS	614.7 > 569.7	12365.963		0.115	5.55	5.57	12365.963	73.74	68.0		
74	87	d3-N-MeFOSA-EIS	515.2 > 168.9	5622.620		0.115	5.45	5.64	5622.620	379.7	29.3		
75	83	13C2-PFDoA-EIS	614.7 > 569.7	12365.963		0.115	5.55	5.57	12365.963	73.74	68.0		
76	89	13C2-PFTeDA-EIS	715.1 > 669.7	12577.415		0.115	5.98	6.04	12577.415	70.53	65.1		
77	-1												
78	41	PFTeDA	713.0 > 669.0		12577.415	0.115	6.04						YES
79	42	N-EtFOSA	526.1 > 168.9		7953.804	0.115	6.07						YES
80	43	PFHxDA	813.1 > 768.6		15719.499	0.115	6.38						YES
81	44	PFODA	913.1 > 868.8		15719.499	0.115	6.59						
82	45	N-MeFOSE	616.1 > 58.9		14484.348	0.115	6.30						
83	89	13C2-PFTeDA-EIS	715.1 > 669.7	12577.415		0.115	5.98	6.04	12577.415	70.53	65.1		
84	91	d5-N-ETFOSA-EIS	531.1 > 168.9	7953.804		0.115	5.81	6.09	7953.804	339.1	26.2		
85	93	13C2-PFHxDA-EIS	815 > 769.7	15719.499		0.115	6.26	6.38	15719.499	59.80	55.2		
86	93	13C2-PFHxDA-EIS	815 > 769.7	15719.499		0.115	6.26	6.38	15719.499	59.80	55.2		
87	95	d7-N-MeFOSE-EIS	623.1 > 58.9	14484.348		0.115	5.95	6.30	14484.348	718.4	55.5		
88	-1												
89	46	N-EtFOSE	630.1 > 58.9		15012.383	0.115	6.45						
90	1...	TDCA	498.3>106.9			0.115	4.04						YES
91	99	13C4-PFBA	217.0 > 172.0	11387.538	11387.538	0.115	1.27	1.23	12.500	108.4	100.0		
92	1...	13C8-PFOA	420.9 > 376.0	16425.594	16425.594	0.115	4.13	4.12	12.500	108.4	100.0		
93	1...	13C5-PFHxA	318.0 > 272.9	18627.736	18627.736	0.115	3.00	2.99	12.500	108.4	100.0		
94	97	d9-N-EtFOSE-EIS	639.2 > 58.8	15012.383		0.115	6.15	6.45	15012.383	683.4	52.8		
95	71	13C8-PFOS-EIS	507.0 > 79.7	2501.851		0.115	4.66	4.66	2501.851	75.76	69.9		
96	1...	18O2-PFHxS	403.0 > 102.6	1034.287	1034.287	0.115	3.76	3.75	12.500	108.4	100.0		
97	1...	13C4-PFOS	503 > 79.7	2995.059	2995.059	0.115	4.67	4.66	12.500	108.4	100.0		
98	1...	13C6-PFDA	519.1 > 473.7	15673.088	15673.088	0.115	4.96	4.95	12.500	108.4	100.0		
99	-1												
100	1...	13C9-PFNA	472.2 > 426.9	13959.725	13959.725	0.115	4.58	4.57	12.500	108.4	100.0		
101	1...	13C7-PFUdA	570.1 > 524.8	16872.887	16872.887	0.115	5.29	5.28	12.500	108.4	100.0		

GM 3/31/2020

Dataset: P:\PFAS5.PRO\RESULTS\200330P1\200330P1-43..qld

Last Altered: Tuesday, March 31, 2020 14:45:12 Pacific Daylight Time
Printed: Tuesday, March 31, 2020 15:11:23 Pacific Daylight Time

Method: P:\PFAS5.PRO\MethDB\NEW_PFAS_80C_033020.mdb 31 Mar 2020 14:33:38
Calibration: P:\PFAS5.PRO\CurveDB\C18_VAL-PFAS_Q5_03-30-20.cdb 31 Mar 2020 10:07:05

Name: 200330P1-43, Date: 30-Mar-2020, Time: 22:44:24, ID: 2000512-08 SP-114 0.125, Description: SP-114

PFBA

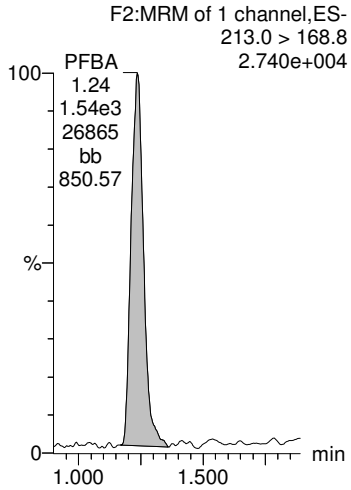

PFPeA

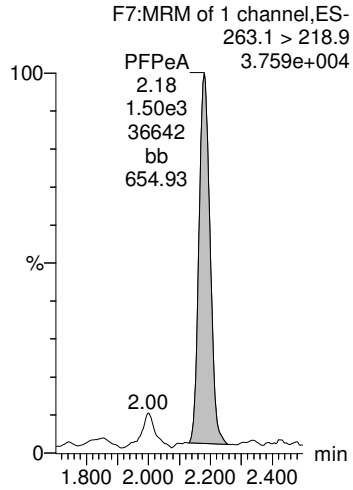

PFBS

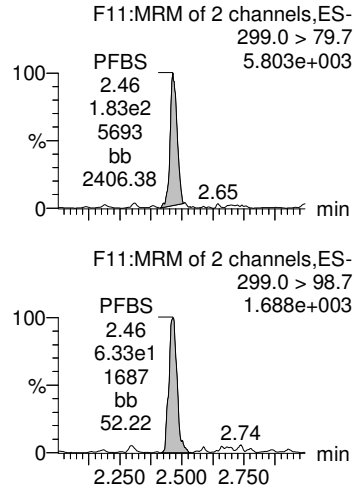

4:2 FTS

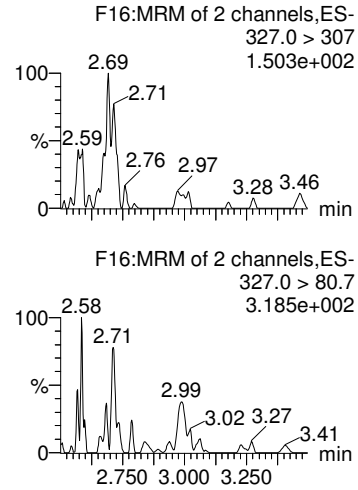

PFHxA

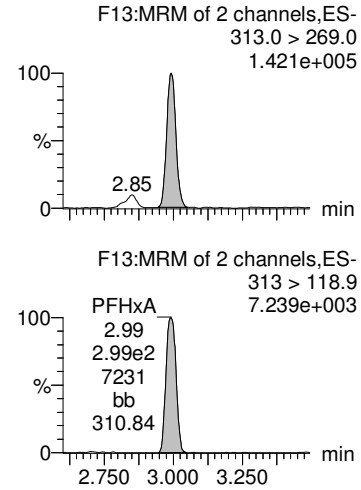

13C3-PFBA-EIS

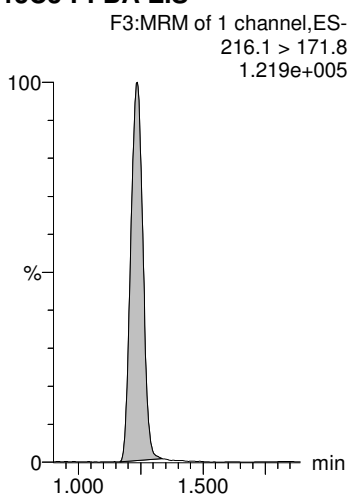

13C3-PFPeA-EIS

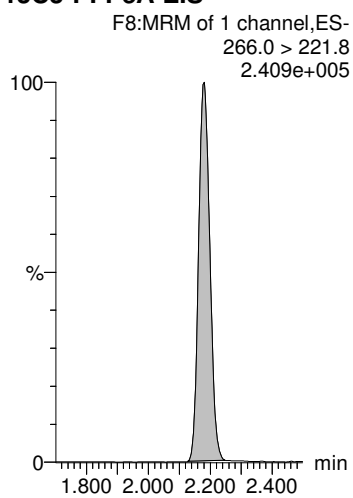

13C3-PFBS-EIS

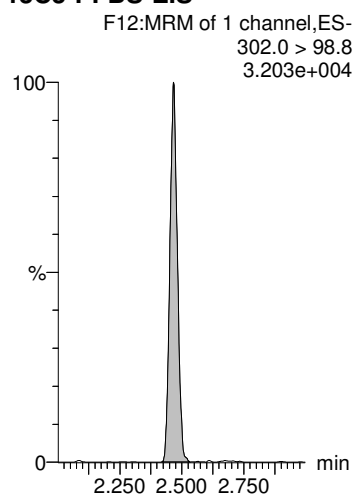

13C2-4:2 FTS-EIS

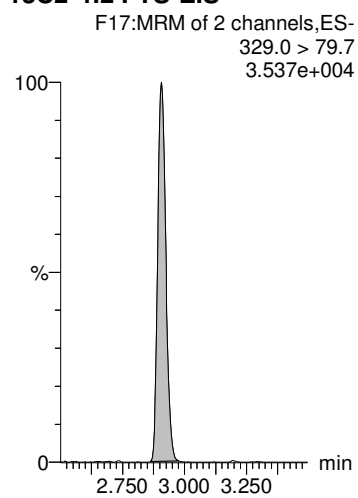

13C2-PFHxA-EIS

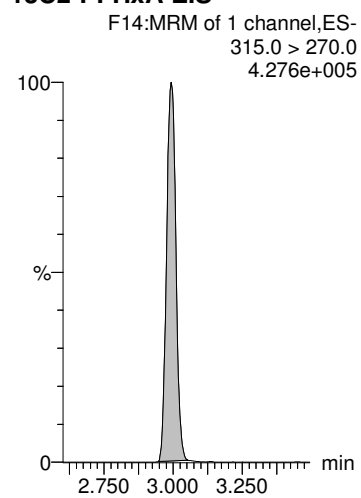

Dataset: P:\PFAS5.PRO\RESULTS\200330P1\200330P1-43..qld

Last Altered: Tuesday, March 31, 2020 14:45:12 Pacific Daylight Time
Printed: Tuesday, March 31, 2020 15:11:23 Pacific Daylight Time

Name: 200330P1-43, Date: 30-Mar-2020, Time: 22:44:24, ID: 2000512-08 SP-114 0.125, Description: SP-114

PFPeS

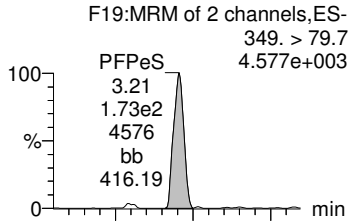

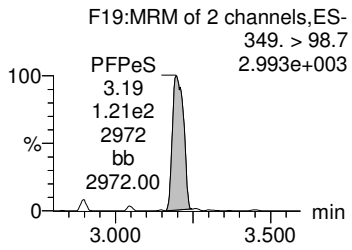

HFPO-DA

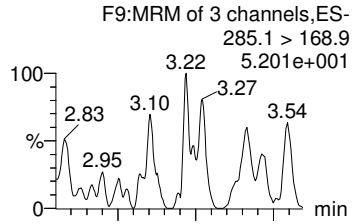

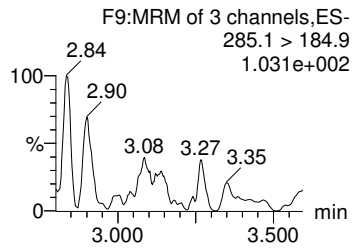

PFHpA

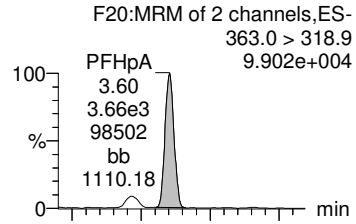

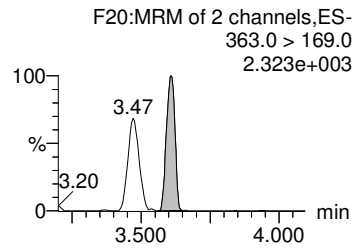

L-PFHxS

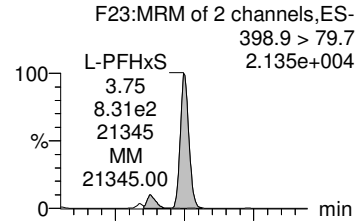

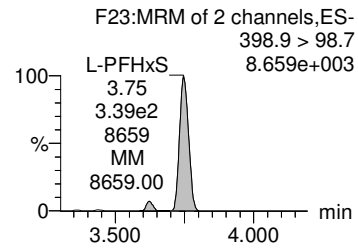

Total PFHxS

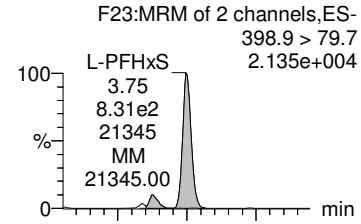

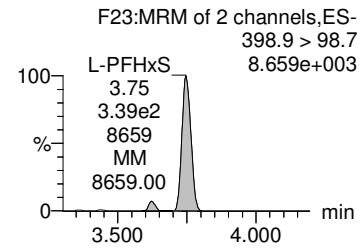

13C3-PFBS-EIS

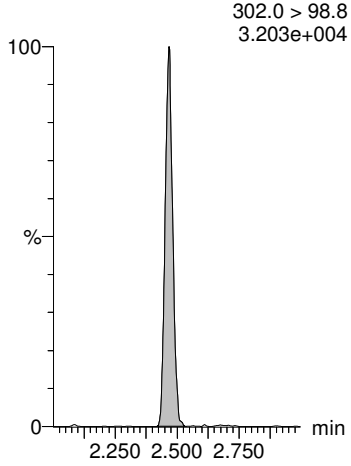

13C3-HFPO-DA-EIS

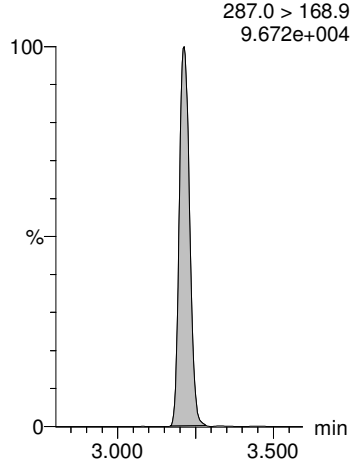

13C4-PFHpA-EIS

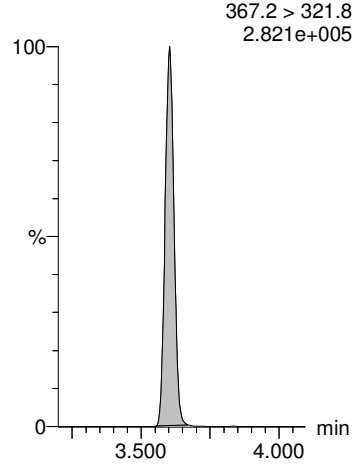

13C3-PFHxS-EIS

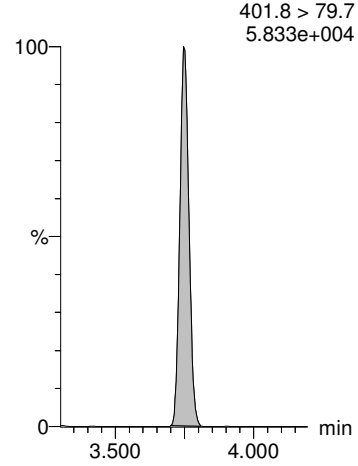

13C3-PFHxS-EIS

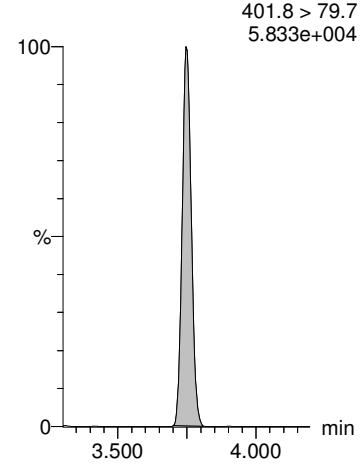

Dataset: P:\PFAS5.PRO\RESULTS\200330P1\200330P1-43..qld

Last Altered: Tuesday, March 31, 2020 14:45:12 Pacific Daylight Time
Printed: Tuesday, March 31, 2020 15:11:23 Pacific Daylight Time

Name: 200330P1-43, Date: 30-Mar-2020, Time: 22:44:24, ID: 2000512-08 SP-114 0.125, Description: SP-114

ADONA

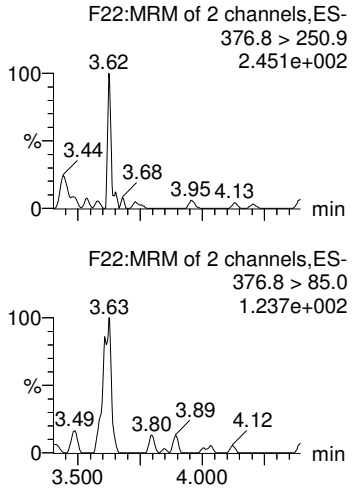

6:2 FTS

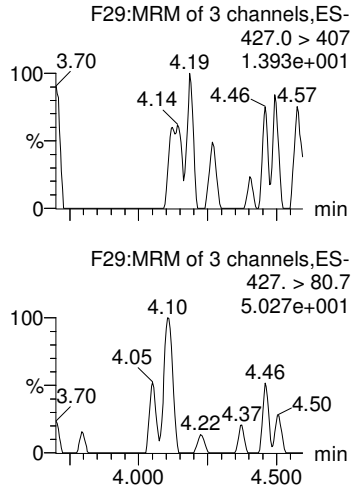

L-PFOA

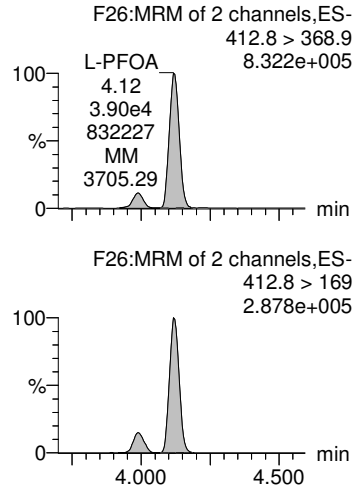

Total PFOA

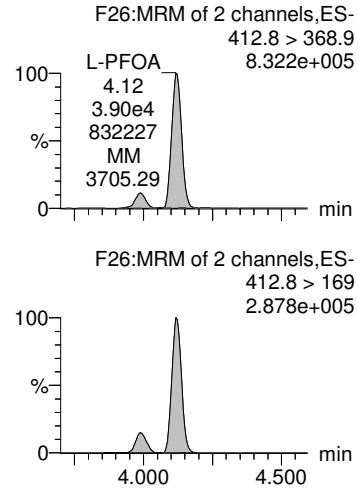

PFHpS

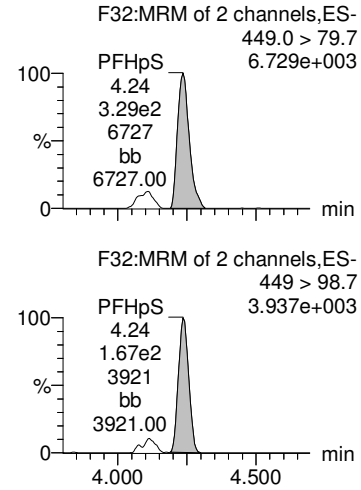

13C4-PFHpA-EIS

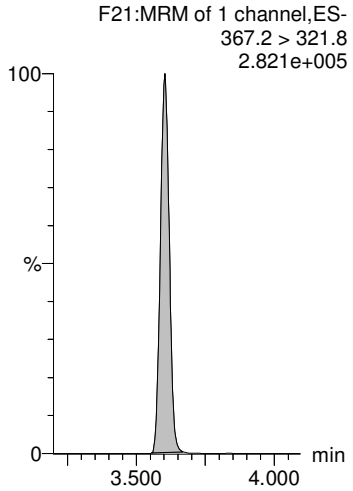

13C2-6:2 FTS-EIS

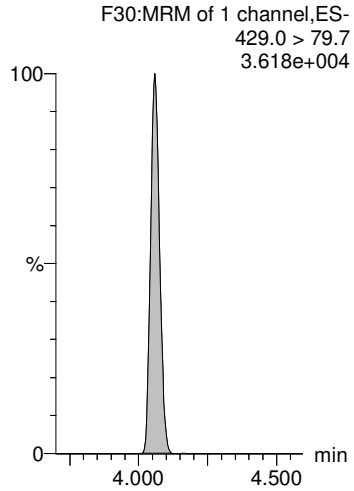

13C2-PFOA-EIS

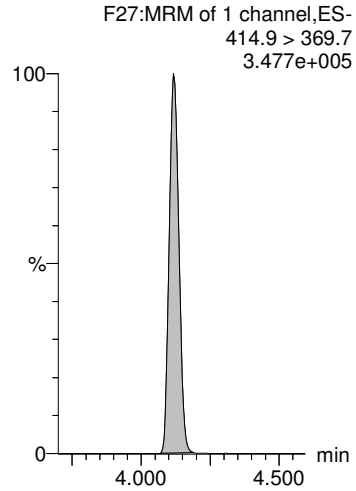

13C2-PFOA-EIS

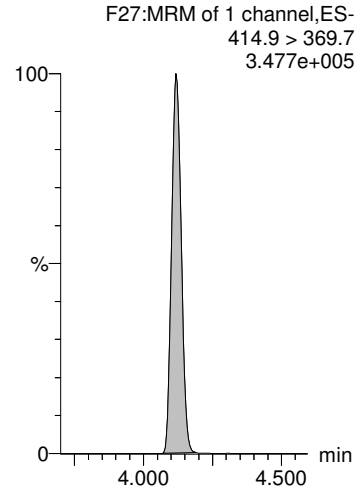

13C8-PFOS-EIS

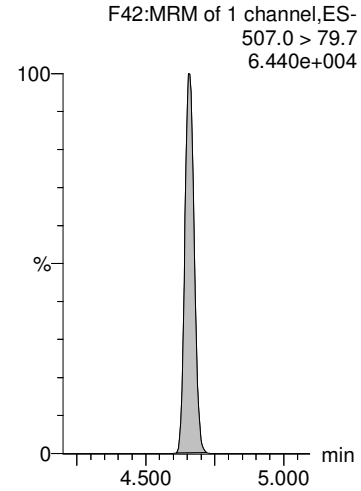

Dataset: P:\PFAS5.PRO\RESULTS\200330P1\200330P1-43..qld

Last Altered: Tuesday, March 31, 2020 14:45:12 Pacific Daylight Time
Printed: Tuesday, March 31, 2020 15:11:23 Pacific Daylight Time

Name: 200330P1-43, Date: 30-Mar-2020, Time: 22:44:24, ID: 2000512-08 SP-114 0.125, Description: SP-114

PFNA

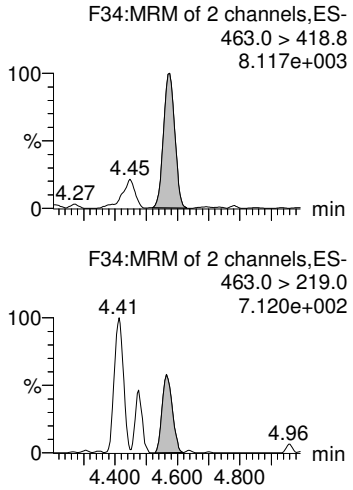

PFOSA

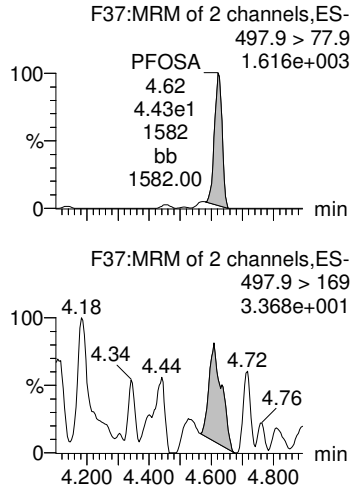

L-PFOS

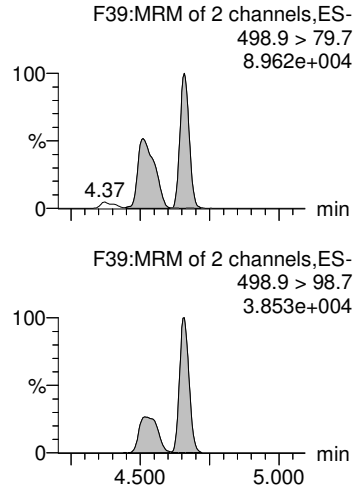

Total PFOS

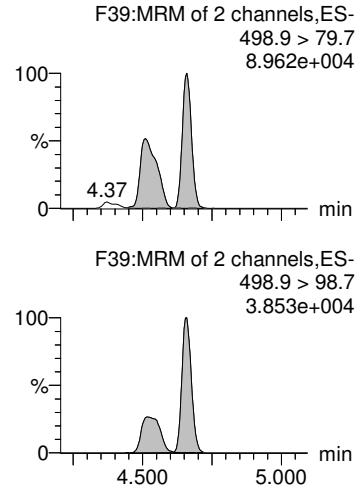

9Cl-PF30NS

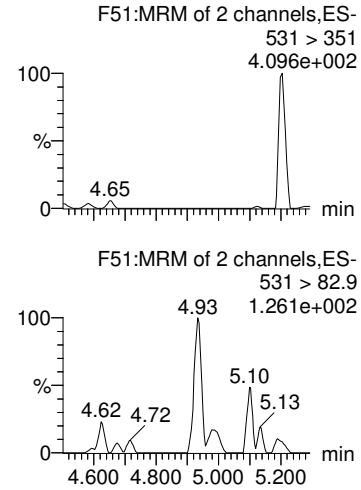

13C5-PFNA-EIS

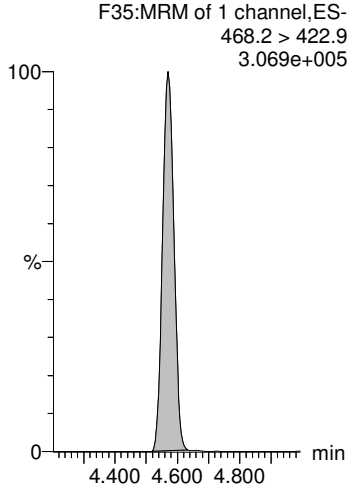

13C8-PFOSA-EIS

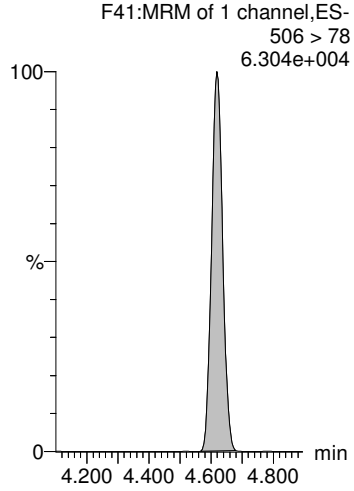

13C8-PFOS-EIS

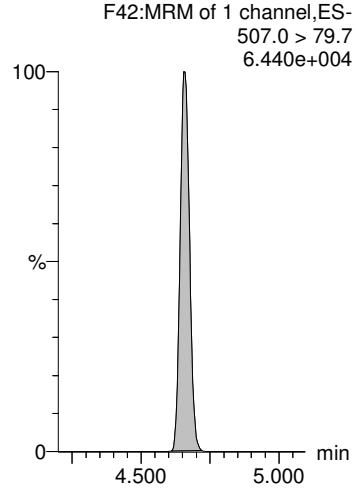

13C8-PFOS-EIS

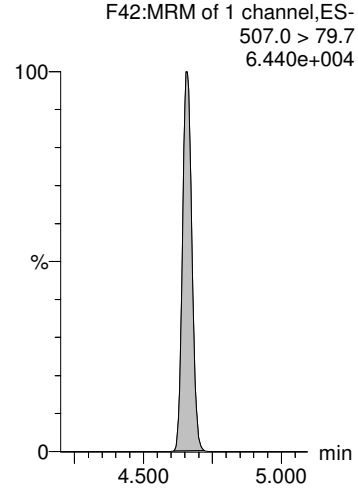

13C8-PFOS-EIS

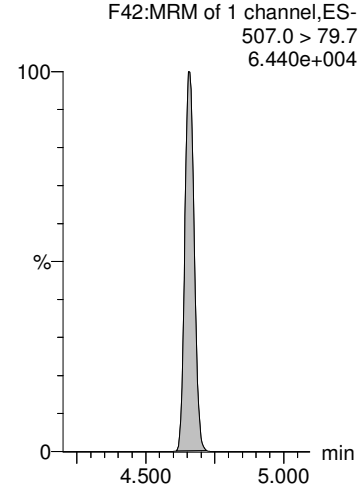

GM 3/31/2020

Dataset: P:\PFAS5.PRO\RESULTS\200330P1\200330P1-43..qld

Last Altered: Tuesday, March 31, 2020 14:45:12 Pacific Daylight Time
Printed: Tuesday, March 31, 2020 15:11:23 Pacific Daylight Time

Name: 200330P1-43, Date: 30-Mar-2020, Time: 22:44:24, ID: 2000512-08 SP-114 0.125, Description: SP-114

PFDA

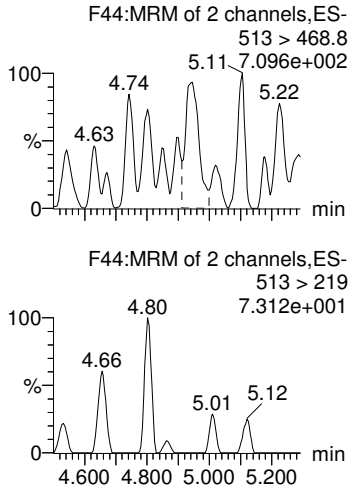

8:2 FTS

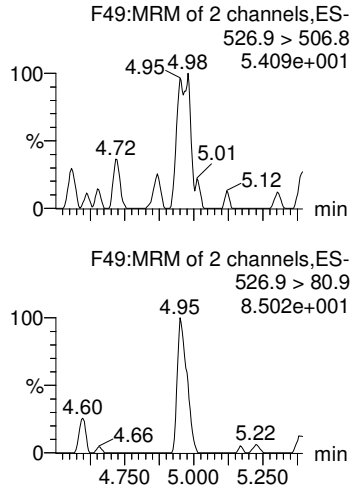

PFNS

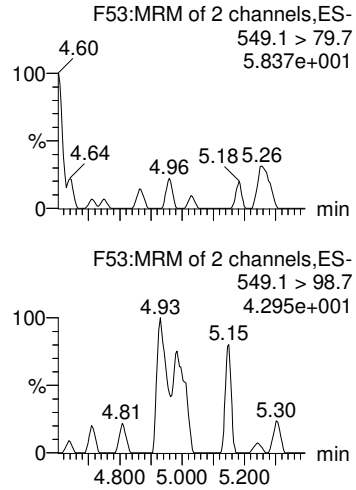

L-MeFOSAA

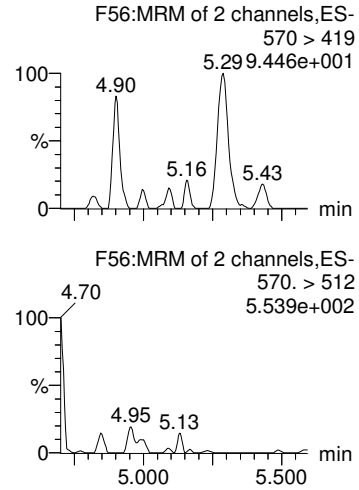

Total N-MeFOSAA

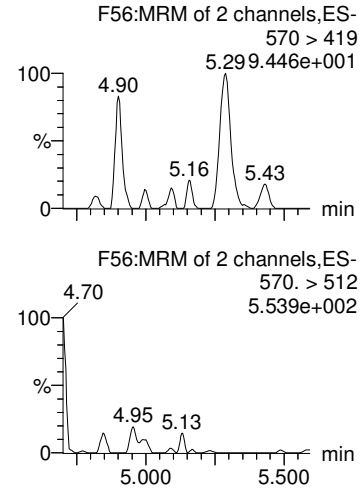

13C2-PFDA-EIS

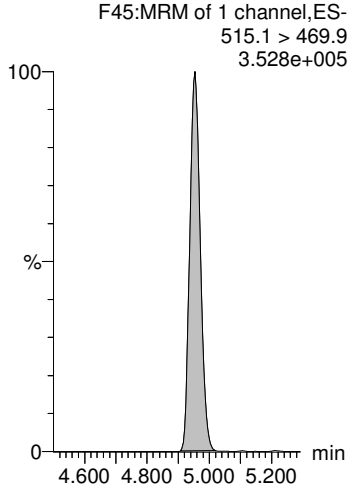

13C2-8:2 FTS-EIS

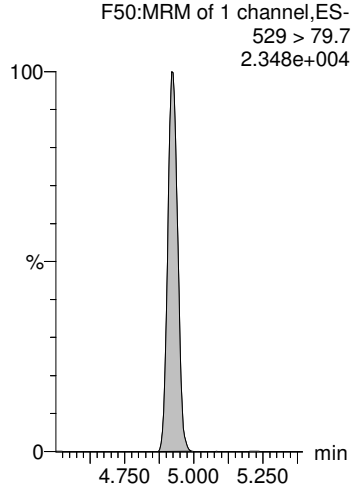

13C8-PFOS-EIS

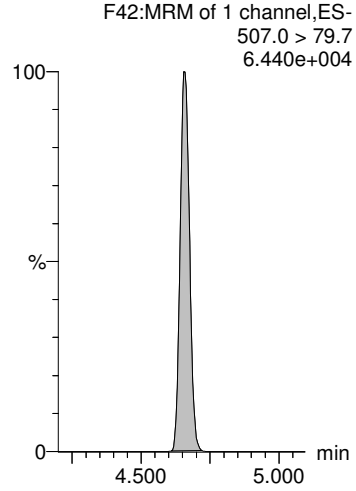

d3-N-MeFOSAA-EIS

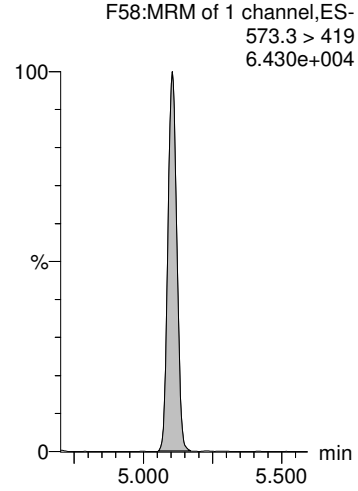

d3-N-MeFOSAA-EIS

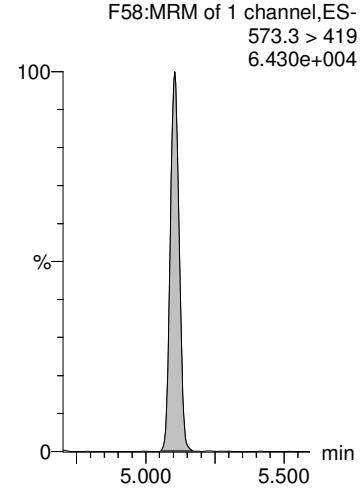

GM 3/31/2020

Dataset: P:\PFAS5.PRO\RESULTS\200330P1\200330P1-43..qld

Last Altered: Tuesday, March 31, 2020 14:45:12 Pacific Daylight Time
Printed: Tuesday, March 31, 2020 15:11:23 Pacific Daylight Time

Name: 200330P1-43, Date: 30-Mar-2020, Time: 22:44:24, ID: 2000512-08 SP-114 0.125, Description: SP-114

L-EtFOSAA

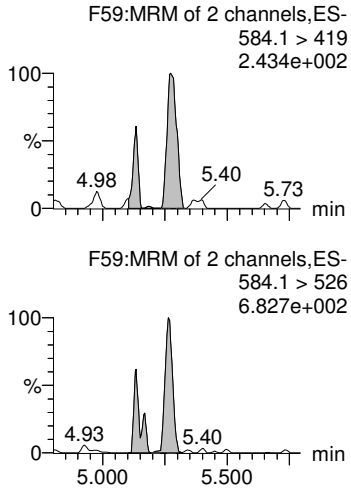

Total N-EtFOSAA

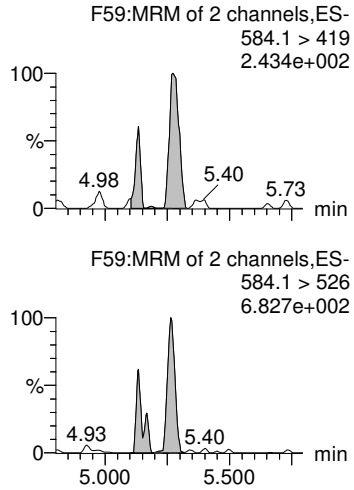

PFUdA

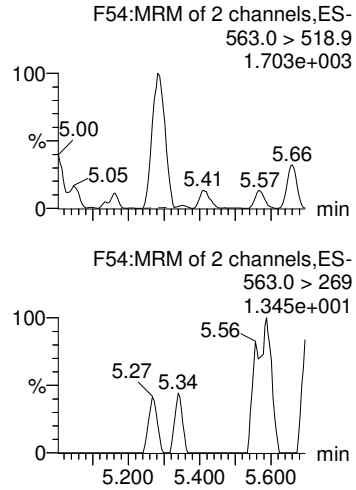

PFDS

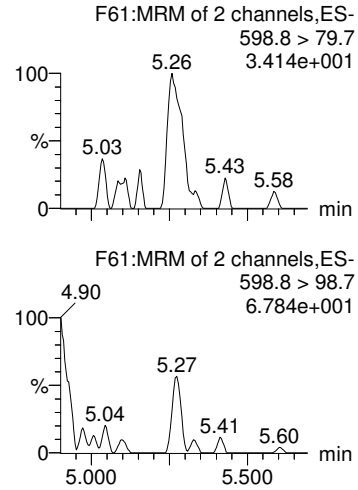

11Cl-PF30UdS

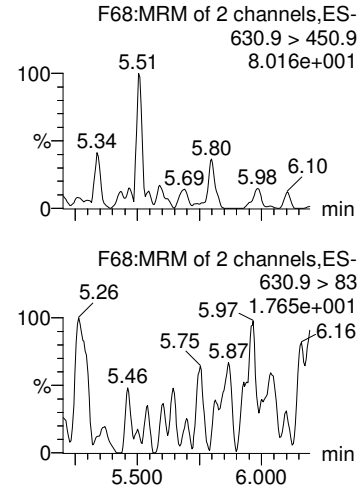

d5-N-EtFOSAA-EIS

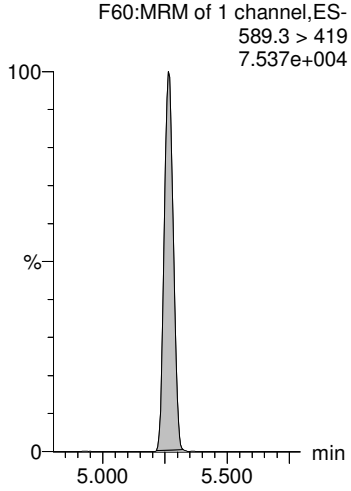

d5-N-EtFOSAA-EIS

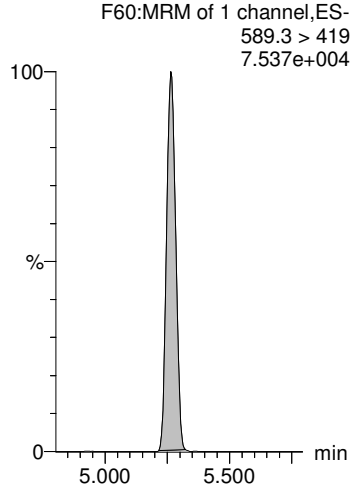

13C2-PFUdA-EIS

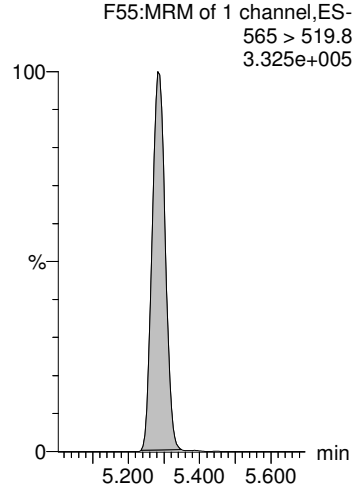

13C8-PFOS-EIS

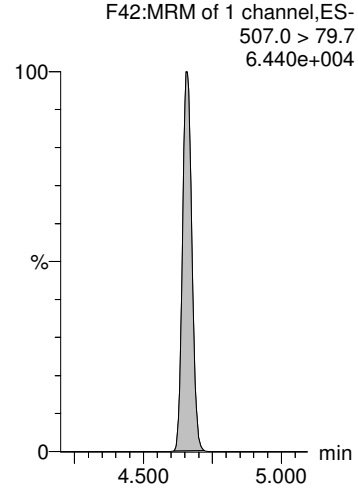

13C2-PFDoA-EIS

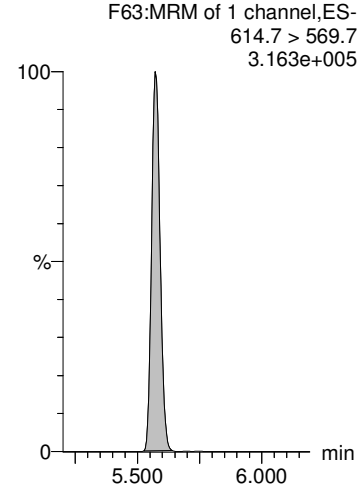

GM 3/31/2020

Dataset: P:\PFAS5.PRO\RESULTS\200330P1\200330P1-43..qld

Last Altered: Tuesday, March 31, 2020 14:45:12 Pacific Daylight Time
Printed: Tuesday, March 31, 2020 15:11:23 Pacific Daylight Time

Name: 200330P1-43, Date: 30-Mar-2020, Time: 22:44:24, ID: 2000512-08 SP-114 0.125, Description: SP-114

10:2 FTS

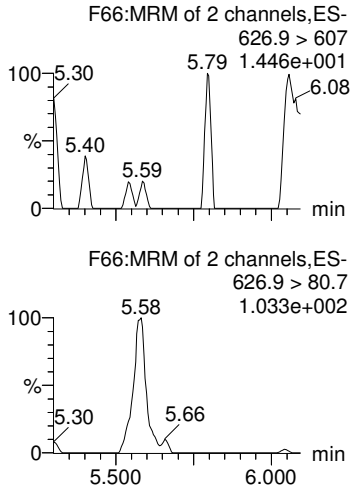

PFDoA

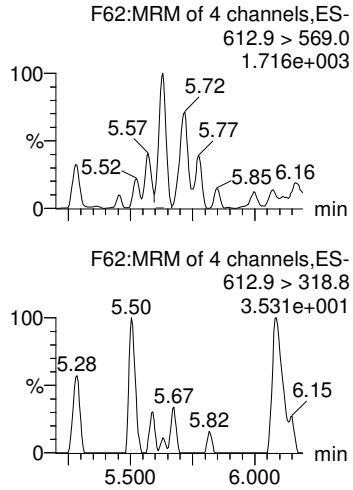

N-MeFOSA

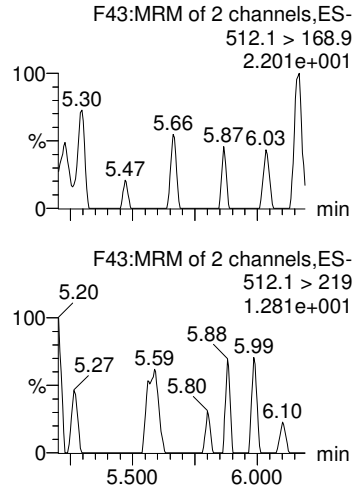

PFTrDA

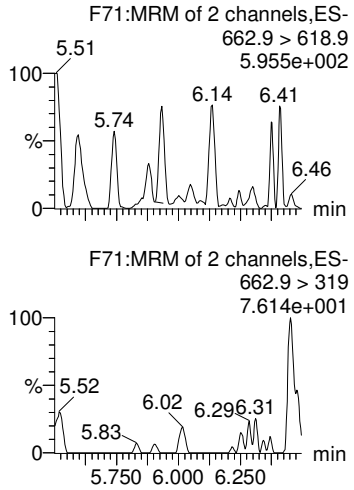

PFDoS

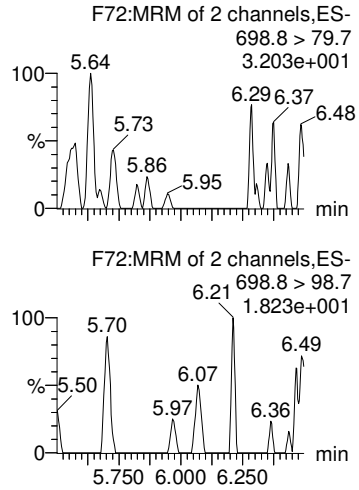

13C2-10:2 FTS-EIS

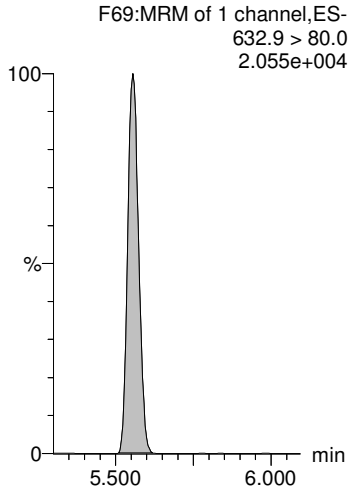

13C2-PFDoA-EIS

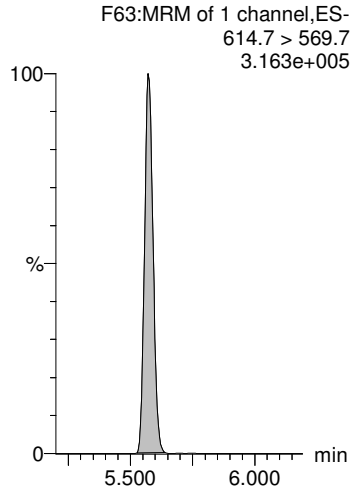

d3-N-MeFOSA-EIS

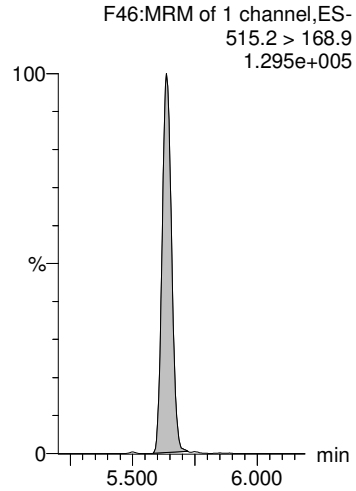

13C2-PFDoA-EIS

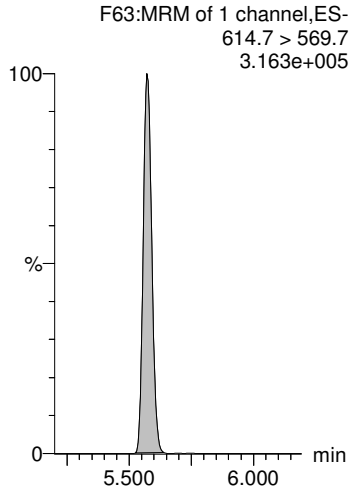

13C2-PFTeDA-EIS

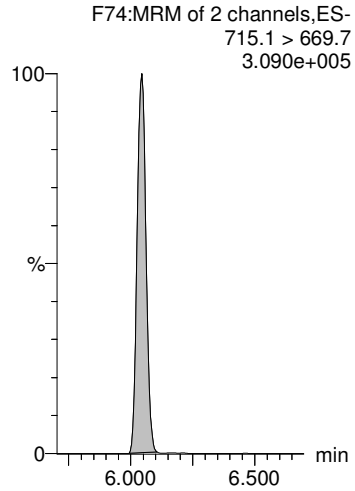

GM 3/31/2020

Dataset: P:\PFAS5.PRO\RESULTS\200330P1\200330P1-43..qld

Last Altered: Tuesday, March 31, 2020 14:45:12 Pacific Daylight Time
Printed: Tuesday, March 31, 2020 15:11:23 Pacific Daylight Time

Name: 200330P1-43, Date: 30-Mar-2020, Time: 22:44:24, ID: 2000512-08 SP-114 0.125, Description: SP-114

PFTeDA

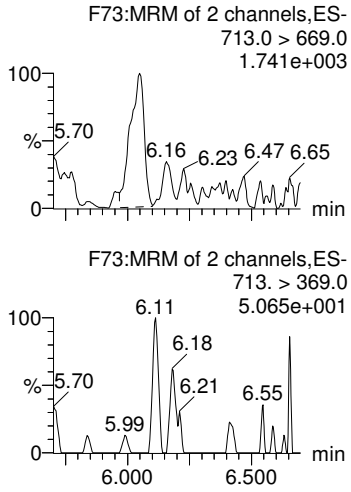

N-EtFOSA

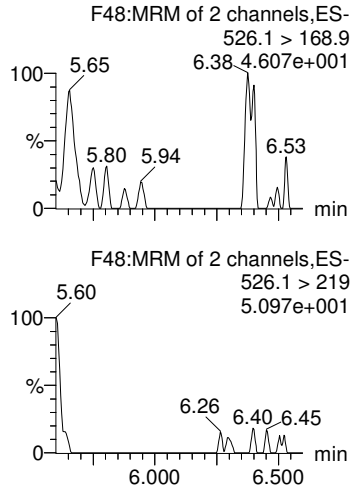

PFHxDA

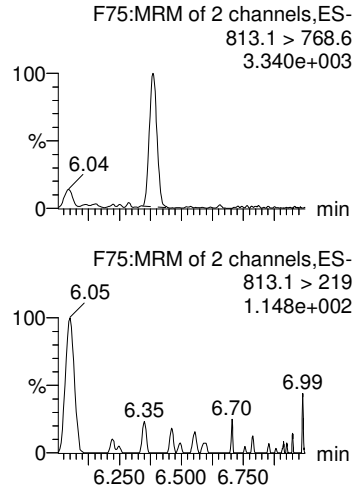

PFODA

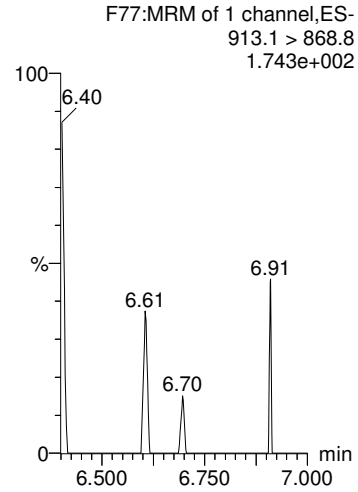

N-MeFOSE

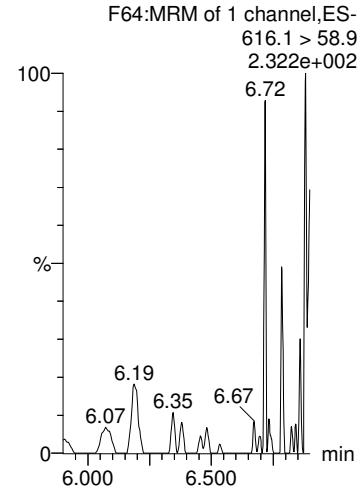

13C2-PFTeDA-EIS

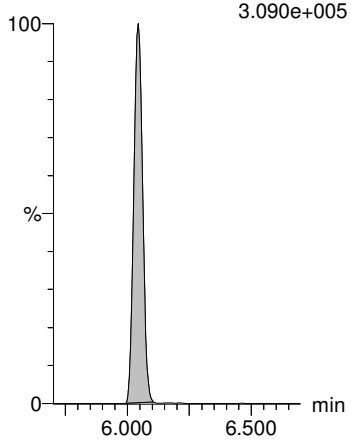

d5-N-ETFOSA-EIS

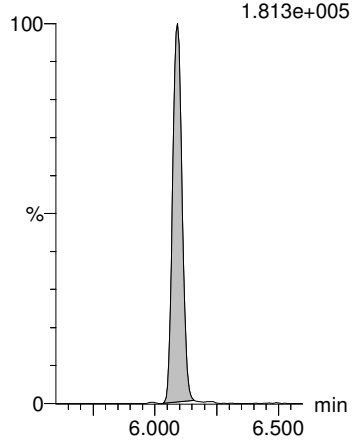

13C2-PFHxDA-EIS

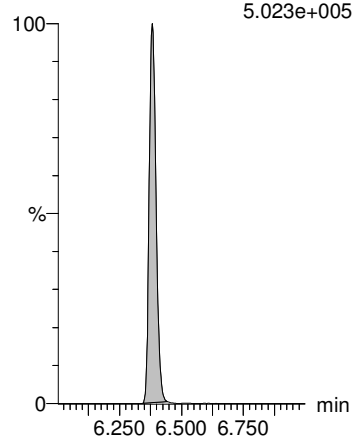

13C2-PFHxDA-EIS

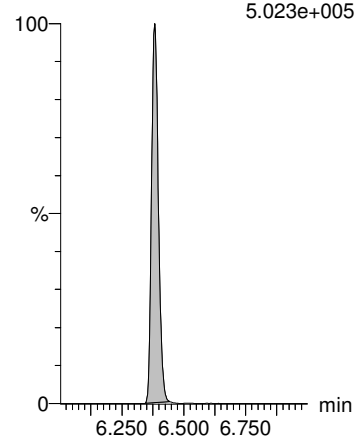

d7-N-MeFOSE-EIS

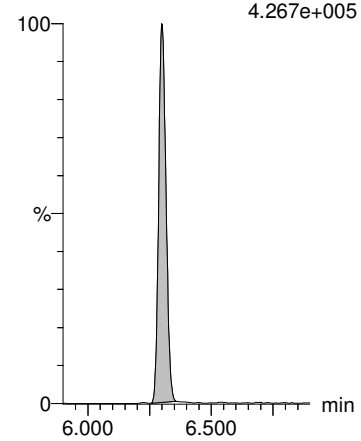

Dataset: P:\PFAS5.PRO\RESULTS\200330P1\200330P1-43..qld

Last Altered: Tuesday, March 31, 2020 14:45:12 Pacific Daylight Time
Printed: Tuesday, March 31, 2020 15:11:23 Pacific Daylight Time

Name: 200330P1-43, Date: 30-Mar-2020, Time: 22:44:24, ID: 2000512-08 SP-114 0.125, Description: SP-114

N-EtFOSE

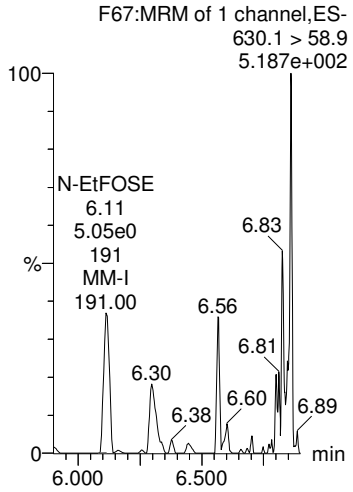

TDCA

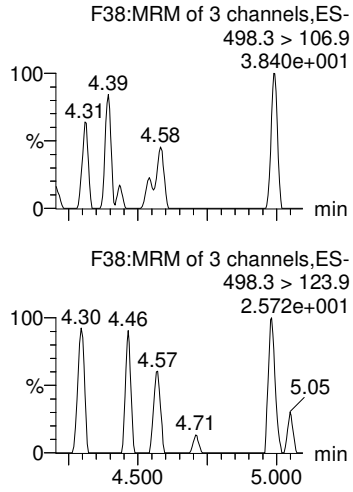

13C4-PFBA

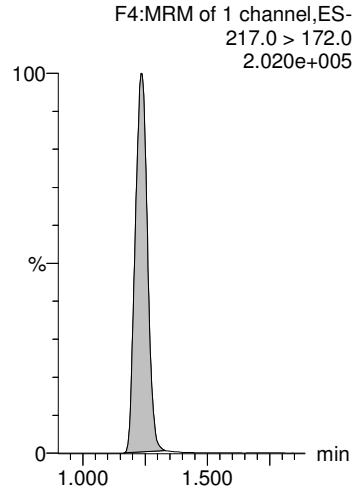

13C8-PFOA

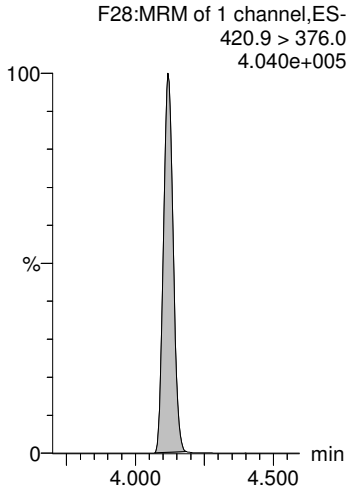

13C5-PFHxA

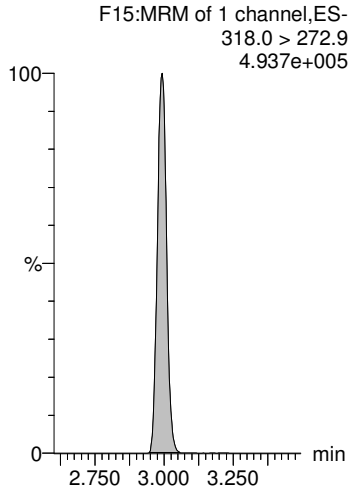

d9-N-EtFOSE-EIS

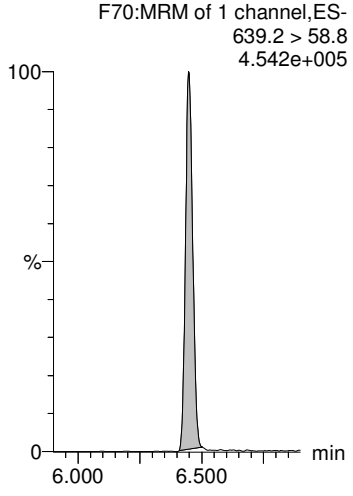

13C8-PFOS-EIS

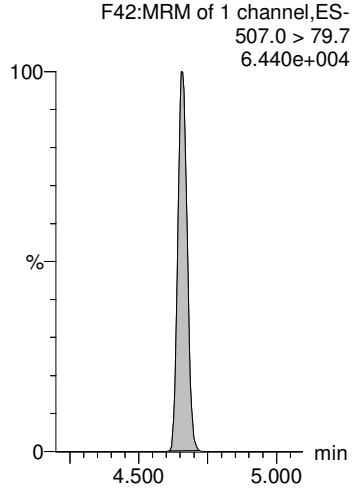

18O2-PFHxS

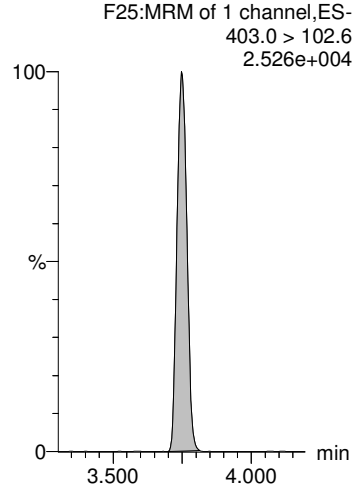

13C4-PFOS

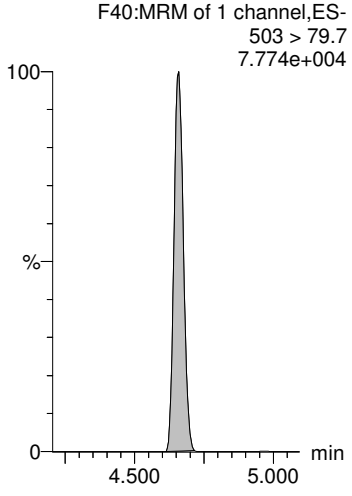

13C6-PFDA

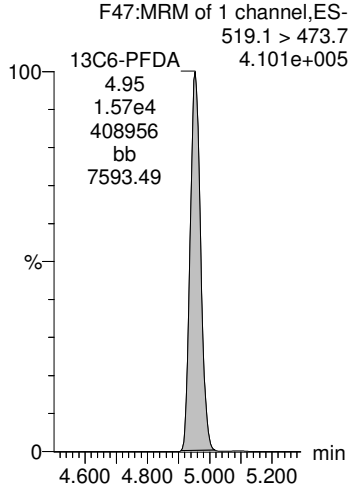

GM 3/31/2020

Dataset: P:\PFAS5.PRO\RESULTS\200330P1\200330P1-43..qld

Last Altered: Tuesday, March 31, 2020 14:45:12 Pacific Daylight Time
Printed: Tuesday, March 31, 2020 15:11:23 Pacific Daylight Time

Name: 200330P1-43, Date: 30-Mar-2020, Time: 22:44:24, ID: 2000512-08 SP-114 0.125, Description: SP-114

13C9-PFNA

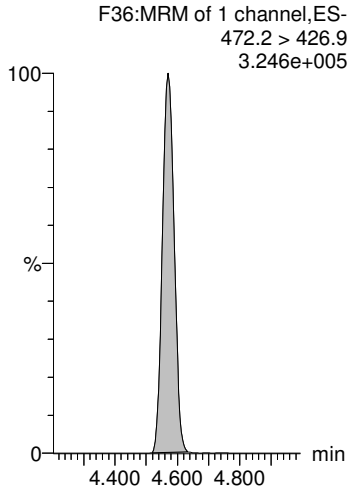

13C7-PFUdA

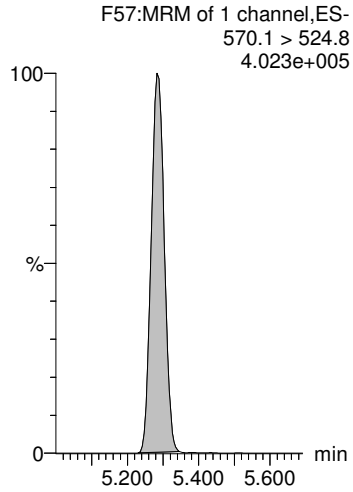

GM 3/31/2020

Dataset: P:\PFAS5.PRO\RESULTS\200330P1\200330P1-44.qld

Last Altered: Tuesday, March 31, 2020 14:47:55 Pacific Daylight Time
Printed: Tuesday, March 31, 2020 15:13:06 Pacific Daylight Time

Name: 200330P1-44, Date: 30-Mar-2020, Time: 22:54:55, ID: 2000512-09 SP-113 0.125, Description: SP-113

	#	Name	Trace	Area	IS Area	wt/vol	Pred.RT	RT	Response	Conc.	%Rec	Ion Ratio	Ratio Out?
1	1	PFBA	213.0 > 168.8	1286.035	7104.478	0.115	1.24	1.24	2.263	17.35			
2	4	PFPeA	263.1 > 218.9	1818.584	10566.724	0.115	2.18	2.18	2.151	19.18			
3	5	PFBS	299.0 > 79.7	83.968	1166.243	0.115	2.47	2.46	0.900	3.622		4.216	NO
4	6	4:2 FTS	327.0 > 307		1600.954	0.115	2.90						YES
5	7	PFHxA	313.0 > 269.0	1257.934	18142.307	0.115	2.99	2.99	0.867	8.306		19.353	NO
6	47	13C3-PFBA-EIS	216.1 > 171.8	7104.478		0.115	1.23	1.24	7104.478	117.9	108.4		
7	49	13C3-PFPeA-EIS	266.0 > 221.8	10566.724		0.115	2.23	2.18	10566.724	95.15	87.5		
8	51	13C3-PFBS-EIS	302.0 > 98.8	1166.243		0.115	2.57	2.47	1166.243	96.14	88.4		
9	55	13C2-4:2 FTS-EIS	329.0 >79.7	1600.954		0.115	2.99	2.90	1600.954	102.1	93.9		
10	57	13C2-PFHxA-EIS	315.0 > 270.0	18142.307		0.115	2.99	2.99	18142.307	90.58	83.3		
11	-1												
12	8	PFPeS	349.>79.7	47.995	1166.243	0.115	3.20	3.21	0.514	2.326		2.782	NO
13	9	HFPO-DA	285.1 > 168.9		3645.388	0.115	3.21						YES
14	11	PFHpA	363.0 > 318.9	973.329	11407.653	0.115	3.60	3.61	1.067	7.638		23.702	NO
15	13	L-PFHxS	398.9 > 79.7	347.745	2487.901	0.115	3.75	3.75	1.747	14.92		1.849	NO
16	1...	Total PFHxS	398.9 > 79.7	347.745	2487.901	0.115	3.93		1.747	14.92			
17	51	13C3-PFBS-EIS	302.0 > 98.8	1166.243		0.115	2.57	2.47	1166.243	96.14	88.4		
18	53	13C3-HFPO-DA-EIS	287.0 > 168.9	3645.388		0.115	3.30	3.21	3645.388	88.63	81.5		
19	59	13C4-PFHpA-EIS	367.2 > 321.8	11407.653		0.115	3.64	3.60	11407.653	92.00	84.6		
20	61	13C3-PFHxS-EIS	401.8 > 79.7	2487.901		0.115	3.75	3.75	2487.901	107.7	99.0		
21	61	13C3-PFHxS-EIS	401.8 > 79.7	2487.901		0.115	3.75	3.75	2487.901	107.7	99.0		
22	-1												
23	12	ADONA	376.8 > 250.9		11407.653	0.115	3.69						YES
24	15	6:2 FTS	427.0 > 407		1338.119	0.115	4.06						YES
25	16	L-PFOA	412.8 > 368.9	14926.271	14816.690	0.115	4.12	4.12	12.592	95.52		2.996	NO
26	1...	Total PFOA	412.8 > 368.9	14926.271	14816.690	0.115	4.60		12.592	95.52			
27	19	PFHpS	449.0 > 79.7	55.338	2697.147	0.115	4.27	4.24	0.256	3.018		1.787	NO
28	59	13C4-PFHpA-EIS	367.2 > 321.8	11407.653		0.115	3.64	3.60	11407.653	92.00	84.6		
29	63	13C2-6:2 FTS-EIS	429.0 >79.7	1338.119		0.115	4.12	4.06	1338.119	93.93	86.4		
30	69	13C2-PFOA-EIS	414.9 > 369.7	14816.690		0.115	4.12	4.12	14816.690	90.05	82.8		
31	69	13C2-PFOA-EIS	414.9 > 369.7	14816.690		0.115	4.12	4.12	14816.690	90.05	82.8		
32	71	13C8-PFOS-EIS	507.0 > 79.7	2697.147		0.115	4.66	4.66	2697.147	81.94	75.3		
33	-1												
34	21	PFNA	463.0 > 418.8		13776.777	0.115	4.57						YES
35	22	PFOSA	497.9 > 77.9		2864.538	0.115	4.62						YES
36	23	L-PFOS	498.9 > 79.7	504.033	2697.147	0.115	4.66	4.51	2.336	22.64		4.060	YES

GM 3/31/2020

Dataset: P:\PFAS5.PRO\RESULTS\200330P1\200330P1-44.qld

Last Altered: Tuesday, March 31, 2020 14:47:55 Pacific Daylight Time
Printed: Tuesday, March 31, 2020 15:13:06 Pacific Daylight Time

Name: 200330P1-44, Date: 30-Mar-2020, Time: 22:54:55, ID: 2000512-09 SP-113 0.125, Description: SP-113

	#	Name	Trace	Area	IS Area	wt/vol	Pred.RT	RT	Response	Conc.	%Rec	Ion Ratio	Ratio Out?
37	1...	Total PFOS	498.9 > 79.7	504.033	2697.147	0.115	4.60		2.336	22.64			
38	25	9Cl-PF30NS	531 > 351		2697.147	0.115	4.86						YES
39	65	13C5-PFNA-EIS	468.2 > 422.9	13776.777		0.115	4.57	4.57	13776.777	92.13	84.7		
40	67	13C8-PFOSA-EIS	506 > 78	2864.538		0.115	4.63	4.62	2864.538	70.04	64.4		
41	71	13C8-PFOS-EIS	507.0 > 79.7	2697.147		0.115	4.66	4.66	2697.147	81.94	75.3		
42	71	13C8-PFOS-EIS	507.0 > 79.7	2697.147		0.115	4.66	4.66	2697.147	81.94	75.3		
43	71	13C8-PFOS-EIS	507.0 > 79.7	2697.147		0.115	4.66	4.66	2697.147	81.94	75.3		
44	-1												
45	26	PFDA	513 > 468.8		14723.032	0.115	4.95						YES
46	27	8:2 FTS	526.9 > 506.8		1086.248	0.115	4.92						YES
47	28	PFNS	549.1 > 79.7		2697.147	0.115	5.00						YES
48	29	L-MeFOSAA	570 > 419		2132.608	0.115	5.10						YES
49	1...	Total N-MeFOSAA	570. > 419	0.000	2132.608	0.115	5.19		0.000				
50	73	13C2-PFDA-EIS	515.1 > 469.9	14723.032		0.115	4.95	4.95	14723.032	90.56	83.3		
51	75	13C2-8:2 FTS-EIS	529 > 79.7	1086.248		0.115	4.91	4.92	1086.248	88.60	81.5		
52	71	13C8-PFOS-EIS	507.0 > 79.7	2697.147		0.115	4.66	4.66	2697.147	81.94	75.3		
53	77	d3-N-MeFOSAA-EIS	573.3 > 419	2132.608		0.115	5.11	5.10	2132.608	96.41	88.6		
54	77	d3-N-MeFOSAA-EIS	573.3 > 419	2132.608		0.115	5.11	5.10	2132.608	96.41	88.6		
55	-1												
56	31	L-EtFOSAA	584.1 > 419	9.048	3380.547	0.115	5.27	5.26	0.033	0.3679		2.125	YES
57	1...	Total N-EtFOSAA	584.1 > 419	9.048	3380.547	0.115	5.37		0.033	0.3679			
58	33	PFUdA	563.0 > 518.9	68.926	16403.893	0.115	5.28	5.29	0.053	0.003747		94.290	YES
59	34	PFDS	598.8 > 79.7		2697.147	0.115	5.28						YES
60	35	11Cl-PF30UdS	630.9 > 450.9		13366.277	0.115	5.50						YES
61	81	d5-N-EtFOSAA-EIS	589.3 > 419	3380.547		0.115	5.25	5.27	3380.547	82.06	75.5		
62	81	d5-N-EtFOSAA-EIS	589.3 > 419	3380.547		0.115	5.25	5.27	3380.547	82.06	75.5		
63	79	13C2-PFUdA-EIS	565 > 519.8	16403.893		0.115	5.28	5.28	16403.893	86.05	79.1		
64	71	13C8-PFOS-EIS	507.0 > 79.7	2697.147		0.115	4.66	4.66	2697.147	81.94	75.3		
65	83	13C2-PFDoA-EIS	614.7 > 569.7	13366.277		0.115	5.55	5.57	13366.277	79.97	73.5		
66	-1												
67	36	10:2 FTS	626.9 > 607		961.616	0.115	5.55						YES
68	37	PFDoA	612.9 > 569.0		13366.277	0.115	5.57						YES
69	38	N-MeFOSA	512.1 > 168.9		7081.834	0.115	5.63						YES
70	39	PFTrDA	662.9 > 618.9		13366.277	0.115	5.82						YES
71	40	PFDoS	698.8 > 79.7		12881.824	0.115	5.85						YES
72	85	13C2-10:2 FTS-EIS	632.9 > 80.0	961.616		0.115	5.50	5.55	961.616	90.40	83.1		

GM 3/31/2020

Dataset: P:\PFAS5.PRO\RESULTS\200330P1\200330P1-44.qld

Last Altered: Tuesday, March 31, 2020 14:47:55 Pacific Daylight Time
Printed: Tuesday, March 31, 2020 15:13:06 Pacific Daylight Time

Name: 200330P1-44, Date: 30-Mar-2020, Time: 22:54:55, ID: 2000512-09 SP-113 0.125, Description: SP-113

	#	Name	Trace	Area	IS Area	wt/vol	Pred.RT	RT	Response	Conc.	%Rec	Ion Ratio	Ratio Out?
73	83	13C2-PFDoA-EIS	614.7 > 569.7	13366.277		0.115	5.55	5.57	13366.277	79.97	73.5		
74	87	d3-N-MeFOSA-EIS	515.2 > 168.9	7081.834		0.115	5.45	5.64	7081.834	479.7	37.0		
75	83	13C2-PFDoA-EIS	614.7 > 569.7	13366.277		0.115	5.55	5.57	13366.277	79.97	73.5		
76	89	13C2-PFTeDA-EIS	715.1 > 669.7	12881.824		0.115	5.98	6.04	12881.824	72.47	66.6		
77	-1												
78	41	PFTeDA	713.0 > 669.0		12881.824	0.115	6.04						YES
79	42	N-EtFOSA	526.1 > 168.9		10480.729	0.115	6.07						YES
80	43	PFHxDA	813.1 > 768.6		14092.014	0.115	6.38						YES
81	44	PFODA	913.1 > 868.8		14092.014	0.115	6.59						
82	45	N-MeFOSE	616.1 > 58.9		13954.251	0.115	6.30						
83	89	13C2-PFTeDA-EIS	715.1 > 669.7	12881.824		0.115	5.98	6.04	12881.824	72.47	66.6		
84	91	d5-N-ETFOSA-EIS	531.1 > 168.9	10480.729		0.115	5.81	6.09	10480.729	448.3	34.5		
85	93	13C2-PFHxDA-EIS	815 > 769.7	14092.014		0.115	6.26	6.38	14092.014	53.78	49.5		
86	93	13C2-PFHxDA-EIS	815 > 769.7	14092.014		0.115	6.26	6.38	14092.014	53.78	49.5		
87	95	d7-N-MeFOSE-EIS	623.1 > 58.9	13954.251		0.115	5.95	6.30	13954.251	694.3	53.5		
88	-1												
89	46	N-EtFOSE	630.1 > 58.9		16104.372	0.115	6.45						
90	1...	TDCA	498.3>106.9			0.115	4.04						YES
91	99	13C4-PFBA	217.0 > 172.0	11704.543	11704.543	0.115	1.27	1.23	12.500	108.8	100.0		
92	1...	13C8-PFOA	420.9 > 376.0	17337.074	17337.074	0.115	4.13	4.12	12.500	108.8	100.0		
93	1...	13C5-PFHxA	318.0 > 272.9	17942.791	17942.791	0.115	3.00	2.99	12.500	108.8	100.0		
94	97	d9-N-EtFOSE-EIS	639.2 > 58.8	16104.372		0.115	6.15	6.45	16104.372	735.5	56.7		
95	71	13C8-PFOS-EIS	507.0 > 79.7	2697.147		0.115	4.66	4.66	2697.147	81.94	75.3		
96	1...	18O2-PFHxS	403.0 > 102.6	1066.686	1066.686	0.115	3.76	3.75	12.500	108.8	100.0		
97	1...	13C4-PFOS	503 > 79.7	3064.984	3064.984	0.115	4.67	4.66	12.500	108.8	100.0		
98	1...	13C6-PFDA	519.1 > 473.7	16387.449	16387.449	0.115	4.96	4.95	12.500	108.8	100.0		
99	-1												
100	1...	13C9-PFNA	472.2 > 426.9	16139.321	16139.321	0.115	4.58	4.57	12.500	108.8	100.0		
101	1...	13C7-PFUdA	570.1 > 524.8	17049.969	17049.969	0.115	5.29	5.28	12.500	108.8	100.0		

GM 3/31/2020

Dataset: P:\PFAS5.PRO\RESULTS\200330P1\200330P1-44.qld

Last Altered: Tuesday, March 31, 2020 14:47:55 Pacific Daylight Time
Printed: Tuesday, March 31, 2020 15:13:06 Pacific Daylight Time

Method: P:\PFAS5.PRO\MethDB\NEW_PFAS_80C_033020.mdb 31 Mar 2020 14:33:38
Calibration: P:\PFAS5.PRO\CurveDB\C18_VAL-PFAS_Q5_03-30-20.cdb 31 Mar 2020 10:07:05

Name: 200330P1-44, Date: 30-Mar-2020, Time: 22:54:55, ID: 2000512-09 SP-113 0.125, Description: SP-113

PFBA

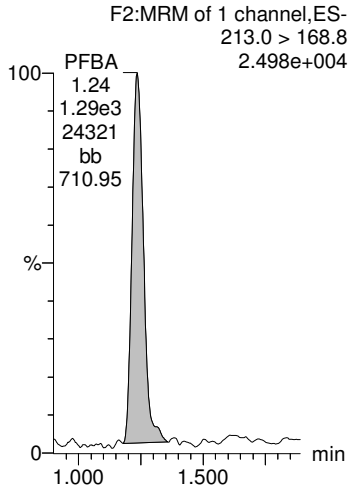

PFPeA

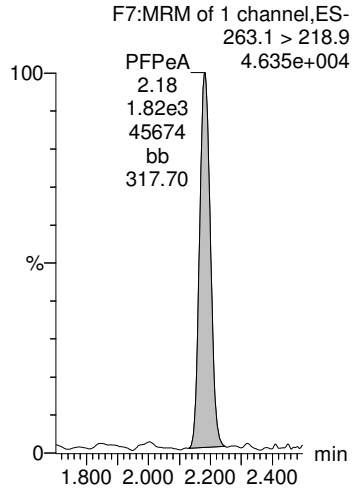

PFBS

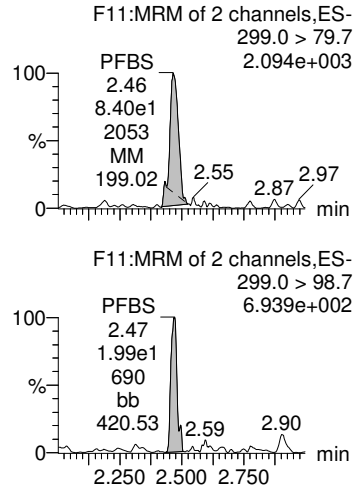

4:2 FTS

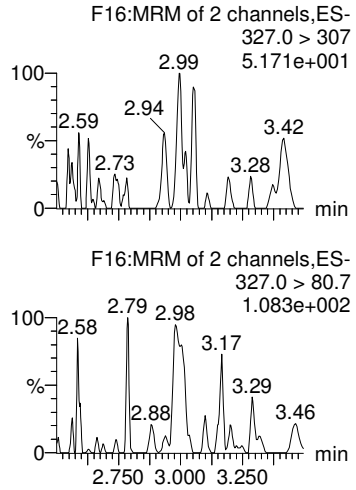

PFHxA

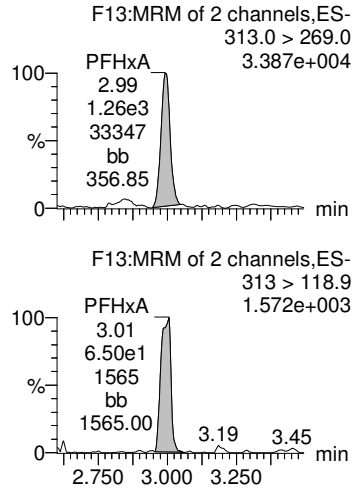

13C3-PFBA-EIS

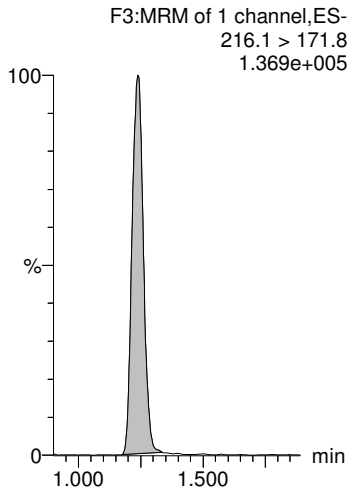

13C3-PFPeA-EIS

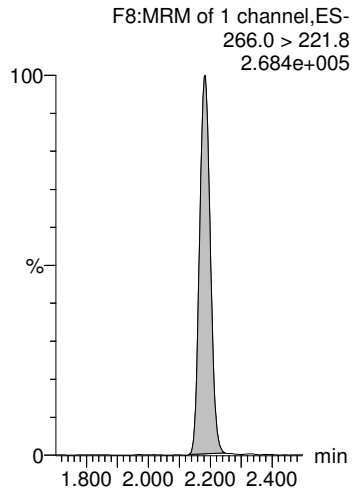

13C3-PFBS-EIS

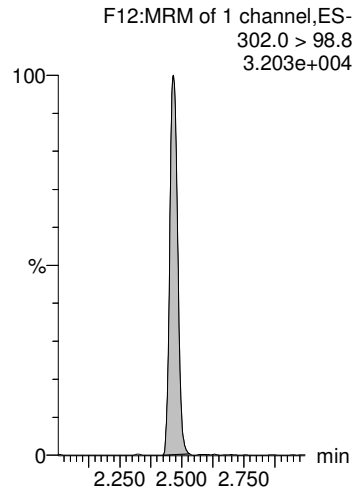

13C2-4:2 FTS-EIS

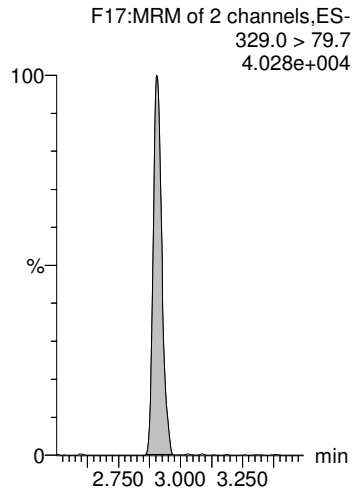

13C2-PFHxA-EIS

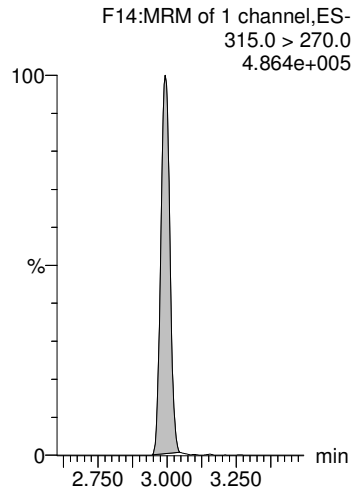

GM 3/31/2020

Dataset: P:\PFAS5.PRO\RESULTS\200330P1\200330P1-44.qld

Last Altered: Tuesday, March 31, 2020 14:47:55 Pacific Daylight Time
Printed: Tuesday, March 31, 2020 15:13:06 Pacific Daylight Time

Name: 200330P1-44, Date: 30-Mar-2020, Time: 22:54:55, ID: 2000512-09 SP-113 0.125, Description: SP-113

PFPeS

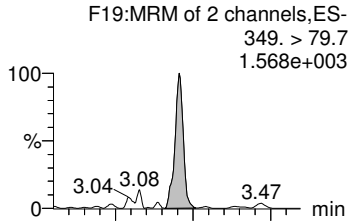

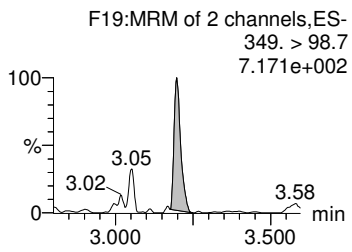

HFPO-DA

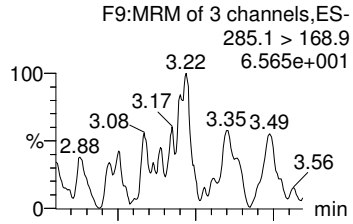

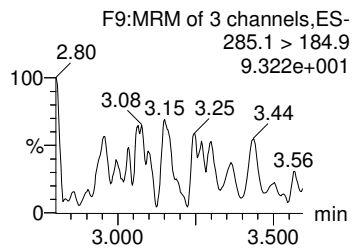

PFHpA

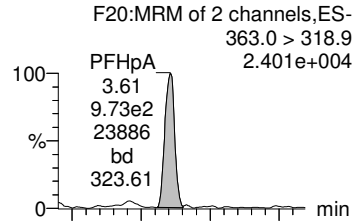

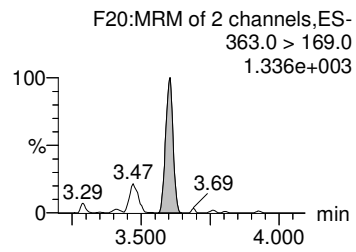

L-PFHxS

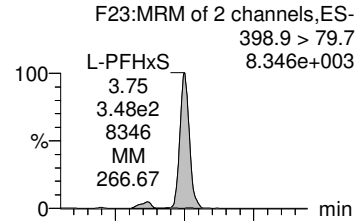

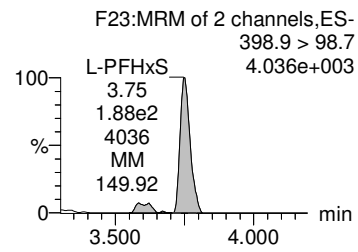

Total PFHxS

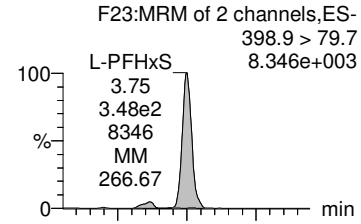

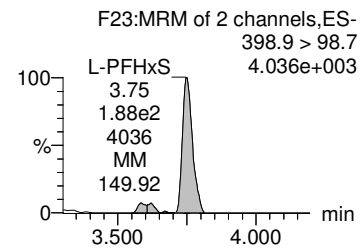

13C3-PFBS-EIS

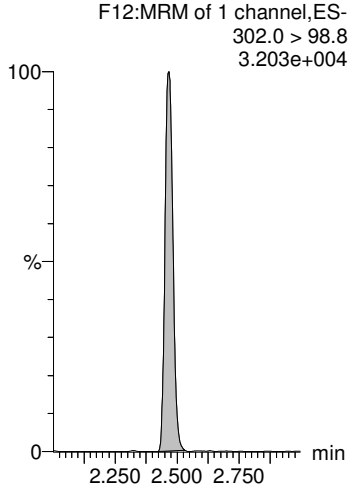

13C3-HFPO-DA-EIS

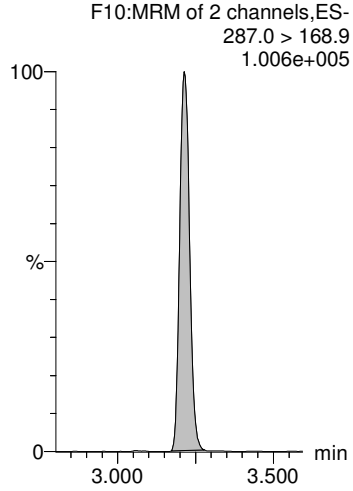

13C4-PFHpA-EIS

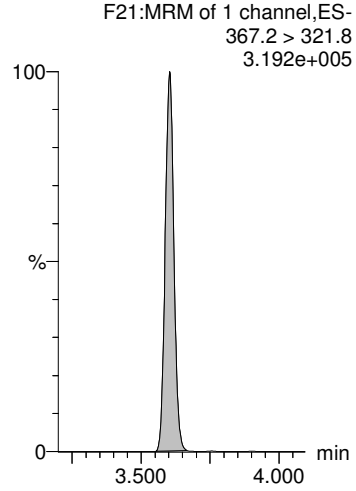

13C3-PFHxS-EIS

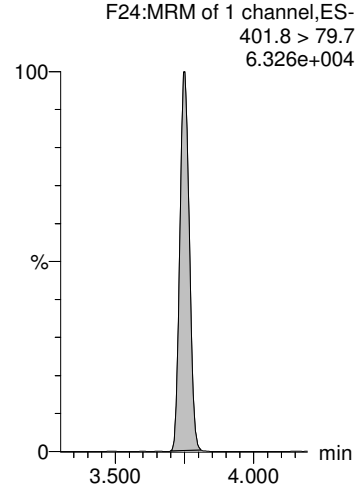

13C3-PFHxS-EIS

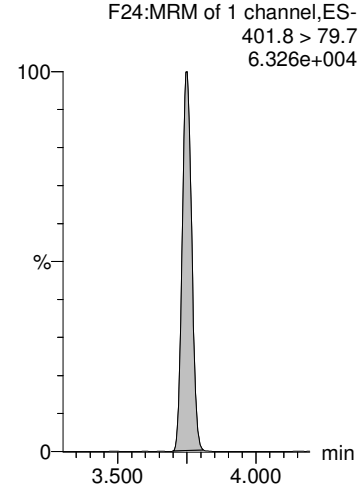

GM 3/31/2020

Dataset: P:\PFAS5.PRO\RESULTS\200330P1\200330P1-44.qld

Last Altered: Tuesday, March 31, 2020 14:47:55 Pacific Daylight Time
Printed: Tuesday, March 31, 2020 15:13:06 Pacific Daylight Time

Name: 200330P1-44, Date: 30-Mar-2020, Time: 22:54:55, ID: 2000512-09 SP-113 0.125, Description: SP-113

ADONA

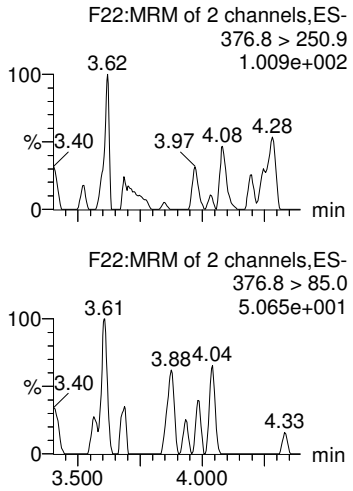

6:2 FTS

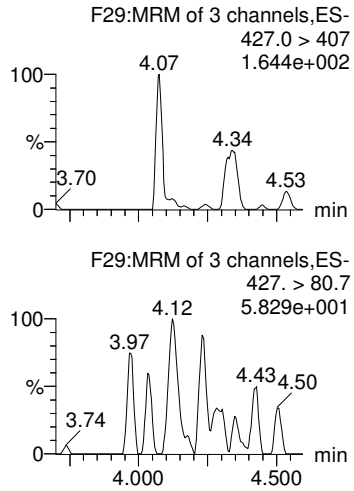

L-PFOA

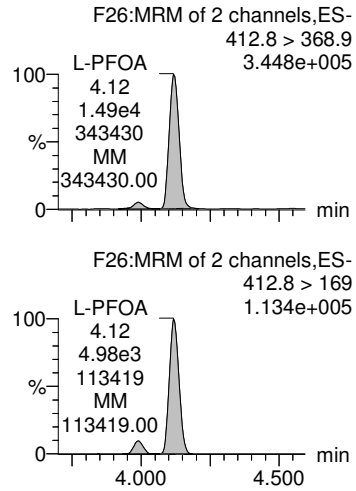

Total PFOA

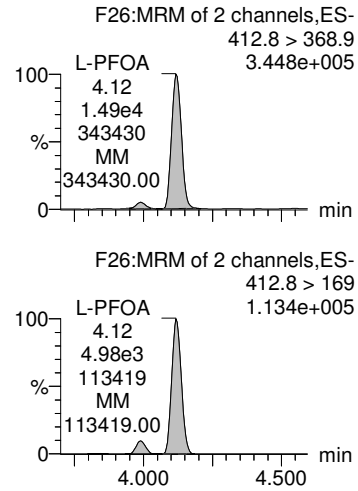

PFHpS

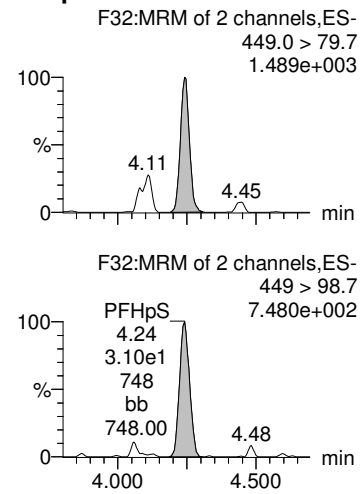

13C4-PFHpA-EIS

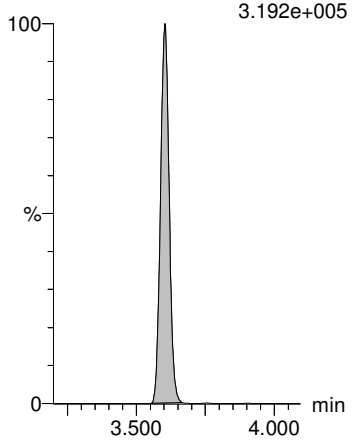

13C2-6:2 FTS-EIS

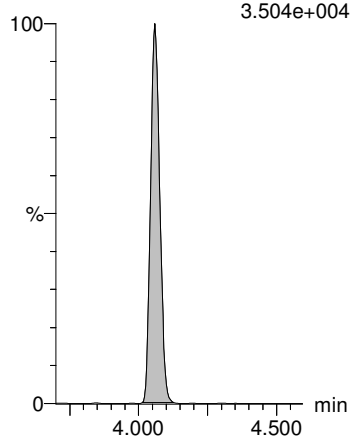

13C2-PFOA-EIS

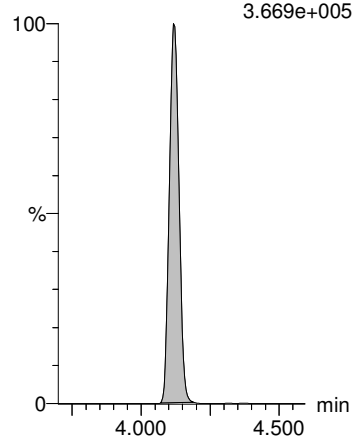

13C2-PFOA-EIS

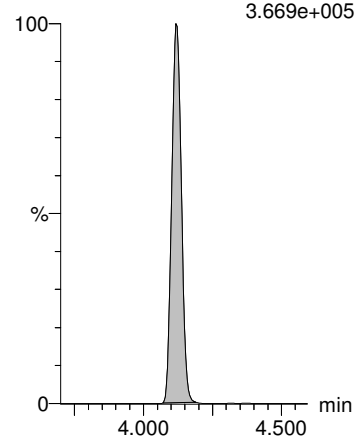

13C8-PFOS-EIS

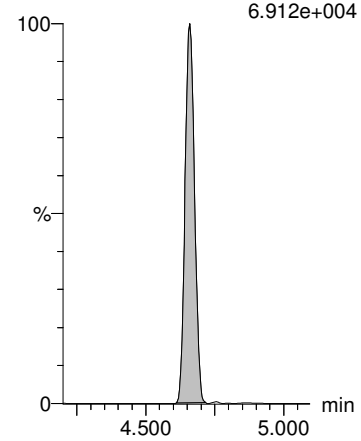

GM 3/31/2020

Dataset: P:\PFAS5.PRO\RESULTS\200330P1\200330P1-44.qld

Last Altered: Tuesday, March 31, 2020 14:47:55 Pacific Daylight Time
Printed: Tuesday, March 31, 2020 15:13:06 Pacific Daylight Time

Name: 200330P1-44, Date: 30-Mar-2020, Time: 22:54:55, ID: 2000512-09 SP-113 0.125, Description: SP-113

PFNA

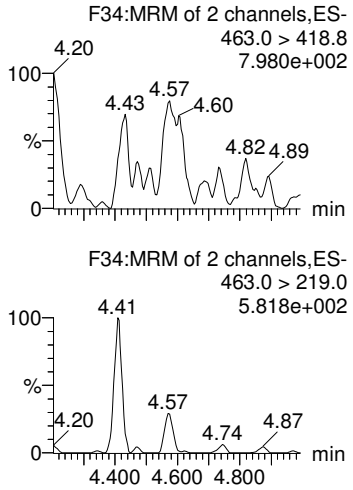

PFOSA

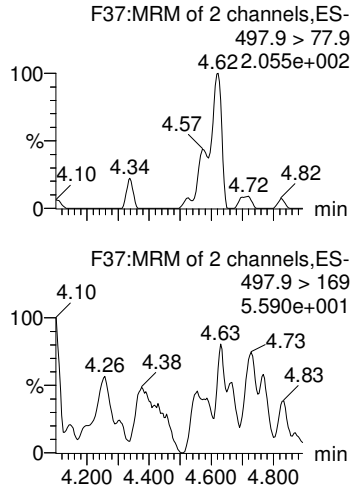

L-PFOS

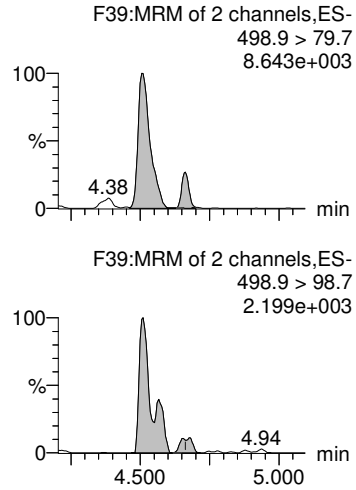

Total PFOS

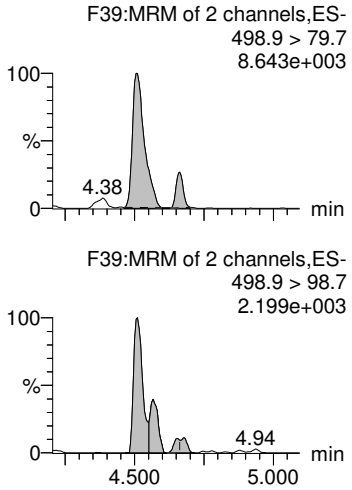

9Cl-PF30NS

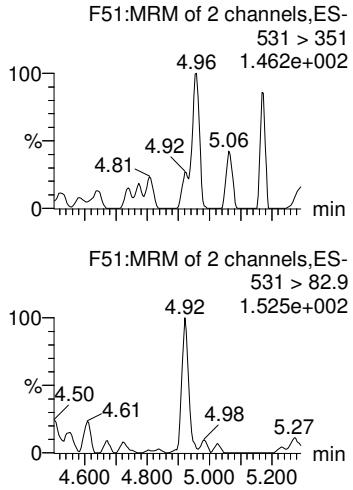

13C5-PFNA-EIS

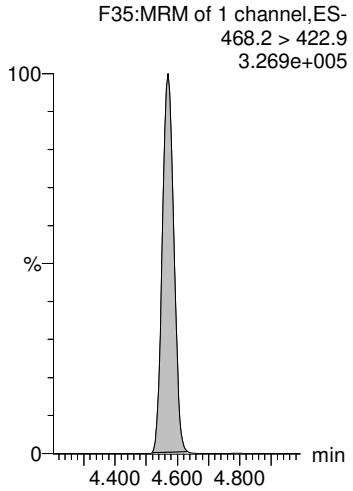

13C8-PFOSA-EIS

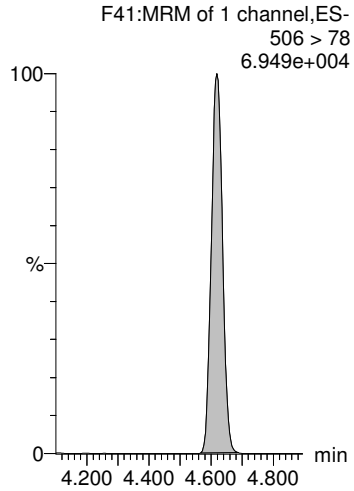

13C8-PFOS-EIS

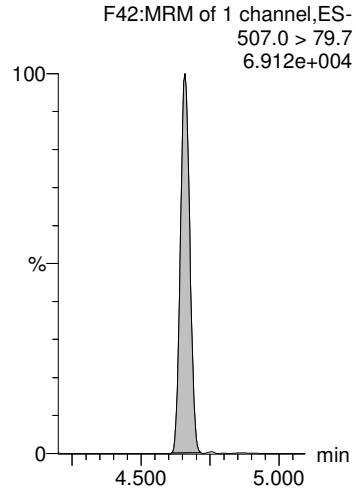

13C8-PFOS-EIS

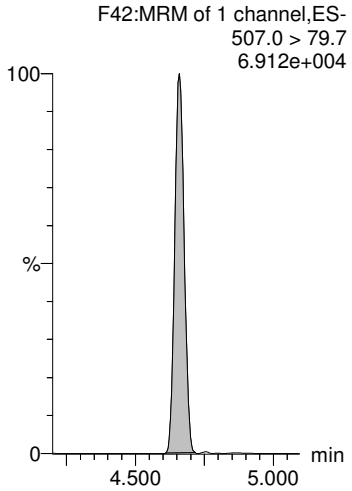

13C8-PFOS-EIS

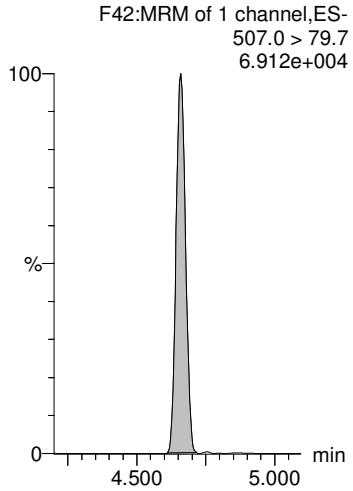

GM 3/31/2020

Dataset: P:\PFAS5.PRO\RESULTS\200330P1\200330P1-44.qld

Last Altered: Tuesday, March 31, 2020 14:47:55 Pacific Daylight Time
Printed: Tuesday, March 31, 2020 15:13:06 Pacific Daylight Time

Name: 200330P1-44, Date: 30-Mar-2020, Time: 22:54:55, ID: 2000512-09 SP-113 0.125, Description: SP-113

PFDA

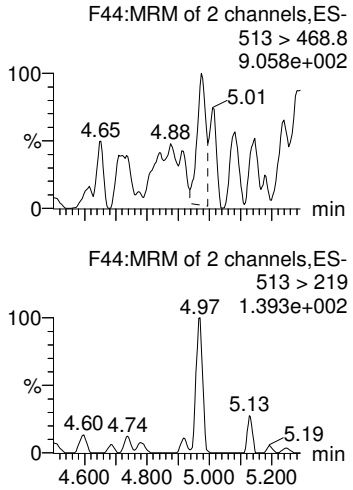

8:2 FTS

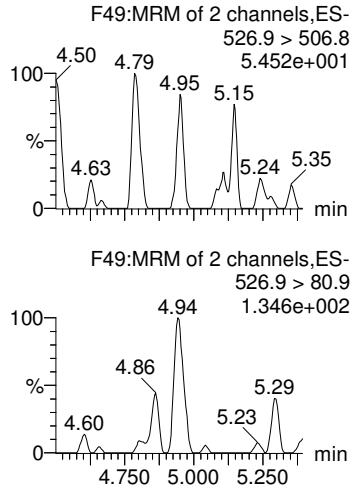

PFNS

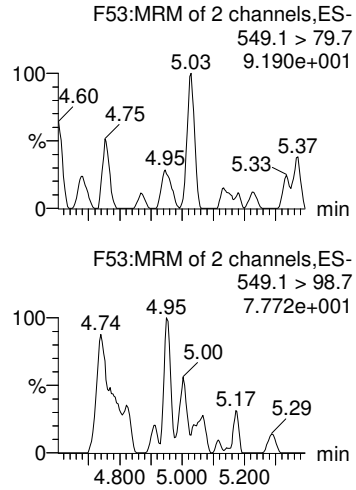

L-MeFOSAA

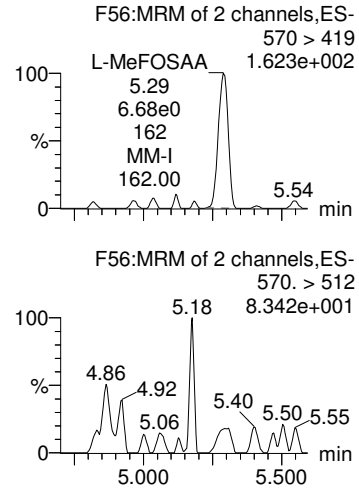

Total N-MeFOSAA

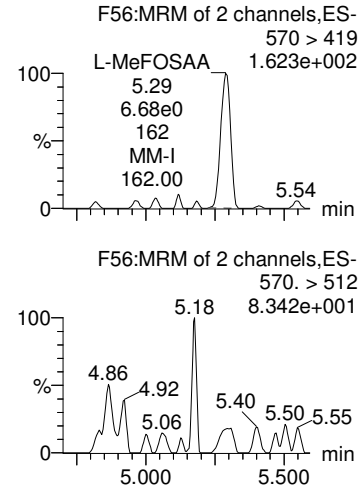

13C2-PFDA-EIS

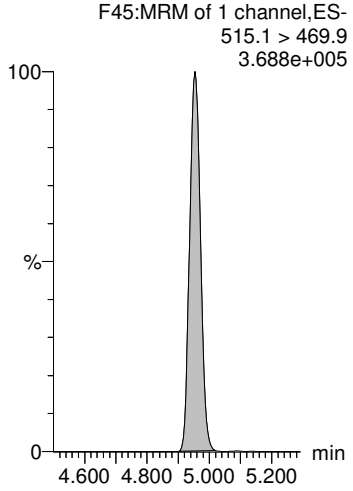

13C2-8:2 FTS-EIS

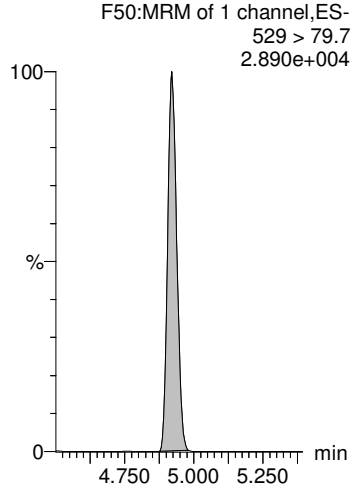

13C8-PFOS-EIS

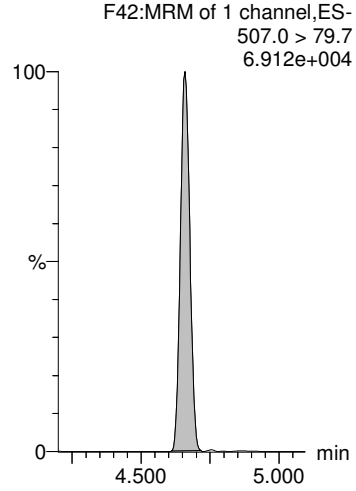

d3-N-MeFOSAA-EIS

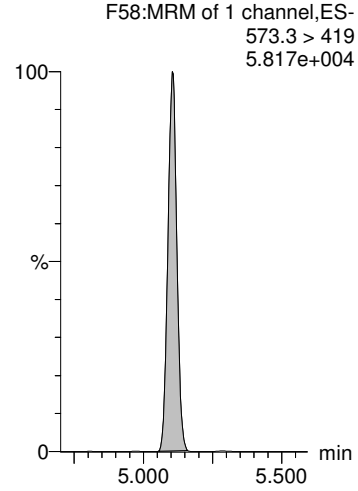

d3-N-MeFOSAA-EIS

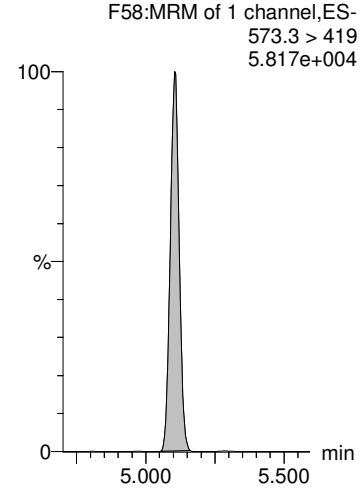

GM 3/31/2020

Dataset: P:\PFAS5.PRO\RESULTS\200330P1\200330P1-44.qld

Last Altered: Tuesday, March 31, 2020 14:47:55 Pacific Daylight Time
Printed: Tuesday, March 31, 2020 15:13:06 Pacific Daylight Time

Name: 200330P1-44, Date: 30-Mar-2020, Time: 22:54:55, ID: 2000512-09 SP-113 0.125, Description: SP-113

L-EtFOSAA

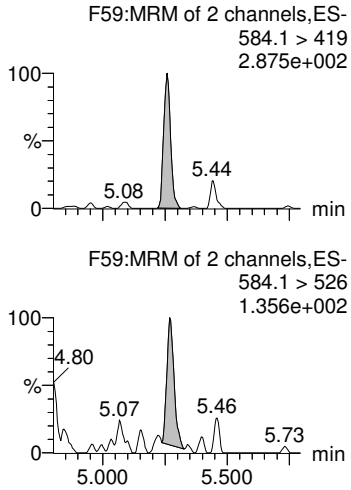

Total N-EtFOSAA

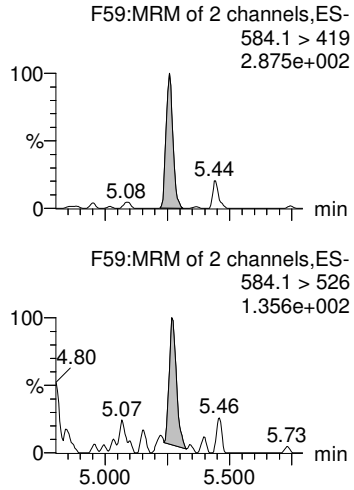

PFUdA

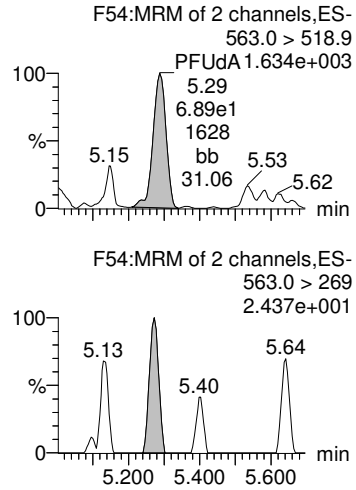

PFDS

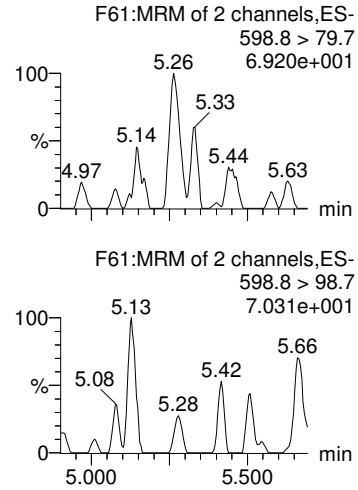

11Cl-PF30UdS

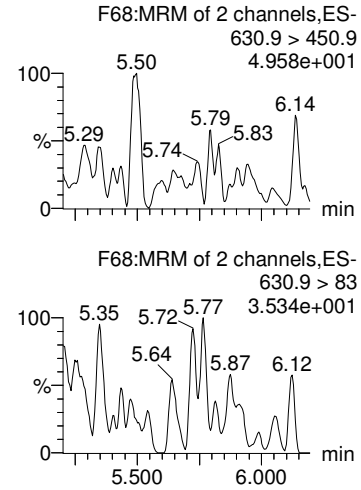

d5-N-EtFOSAA-EIS

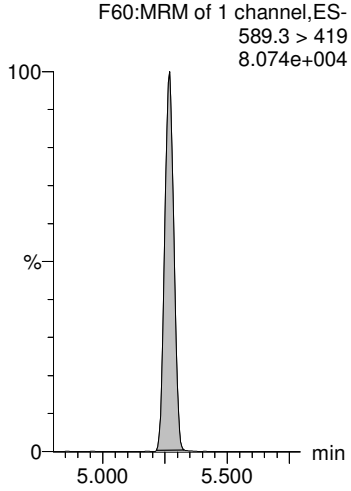

d5-N-EtFOSAA-EIS

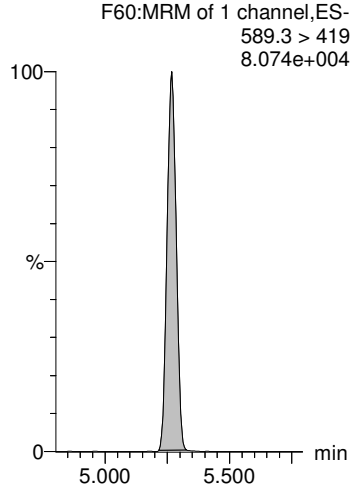

13C2-PFUdA-EIS

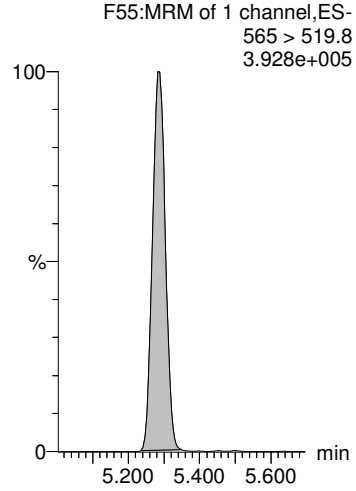

13C8-PFOS-EIS

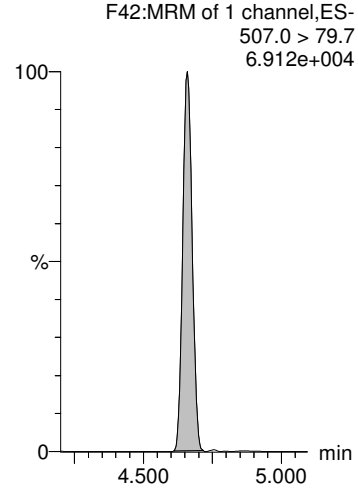

13C2-PFDoA-EIS

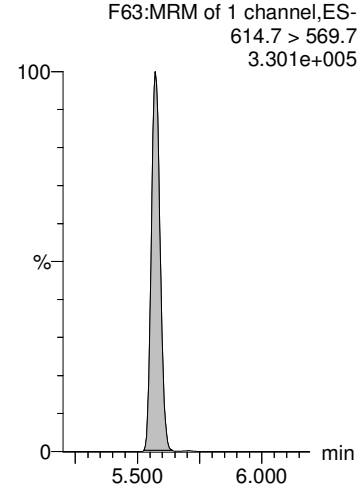

Dataset: P:\PFAS5.PRO\RESULTS\200330P1\200330P1-44.qld

Last Altered: Tuesday, March 31, 2020 14:47:55 Pacific Daylight Time
Printed: Tuesday, March 31, 2020 15:13:06 Pacific Daylight Time

Name: 200330P1-44, Date: 30-Mar-2020, Time: 22:54:55, ID: 2000512-09 SP-113 0.125, Description: SP-113

10:2 FTS

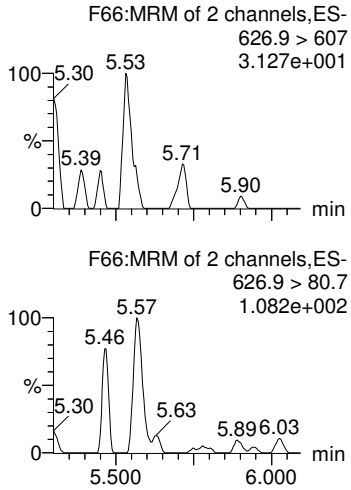

PFDoA

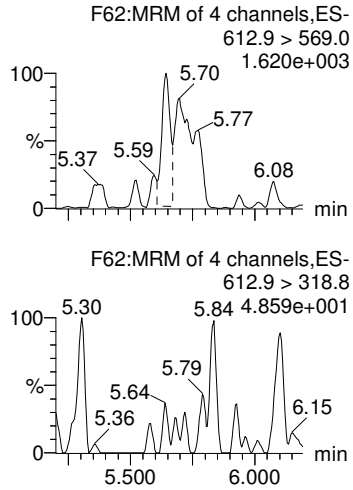

N-MeFOSA

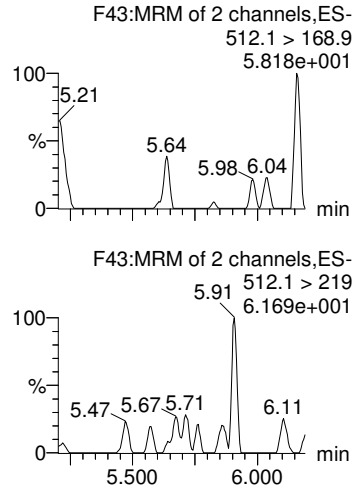

PFTrDA

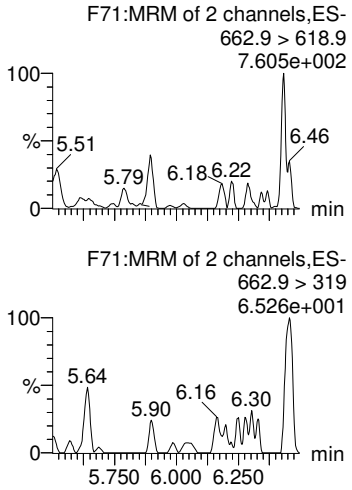

PFDoS

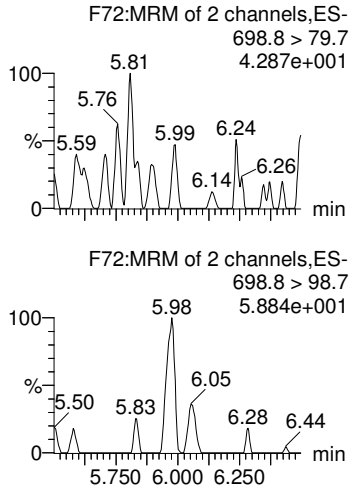

13C2-10:2 FTS-EIS

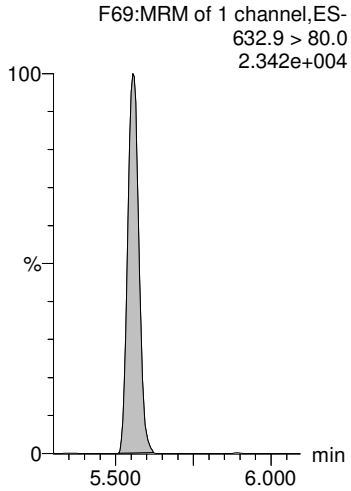

13C2-PFDoA-EIS

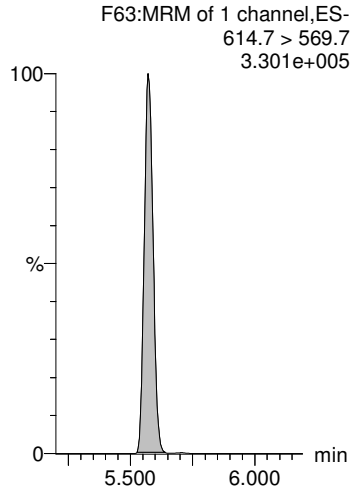

d3-N-MeFOSA-EIS

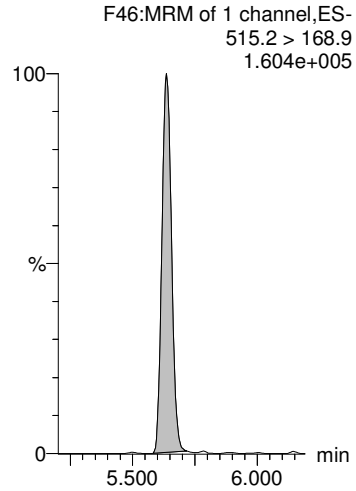

13C2-PFDoA-EIS

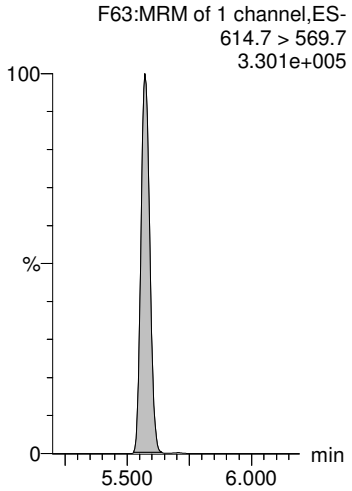

13C2-PFTeDA-EIS

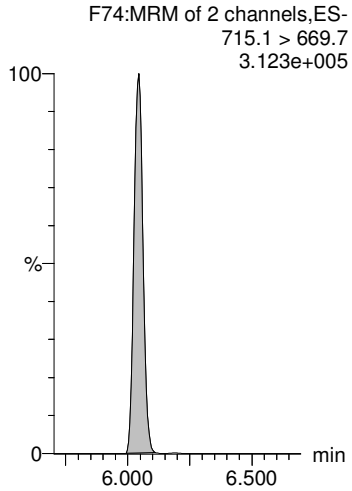

GM 3/31/2020

Dataset: P:\PFAS5.PRO\RESULTS\200330P1\200330P1-44.qld

Last Altered: Tuesday, March 31, 2020 14:47:55 Pacific Daylight Time
Printed: Tuesday, March 31, 2020 15:13:06 Pacific Daylight Time

Name: 200330P1-44, Date: 30-Mar-2020, Time: 22:54:55, ID: 2000512-09 SP-113 0.125, Description: SP-113

PFTeDA

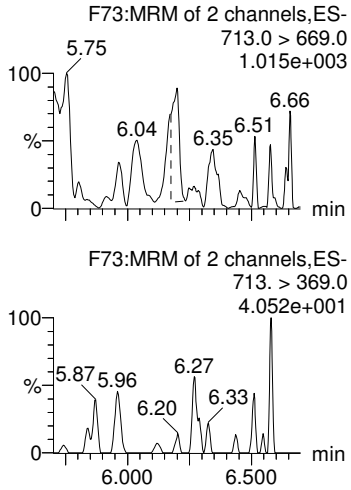

N-EtFOSA

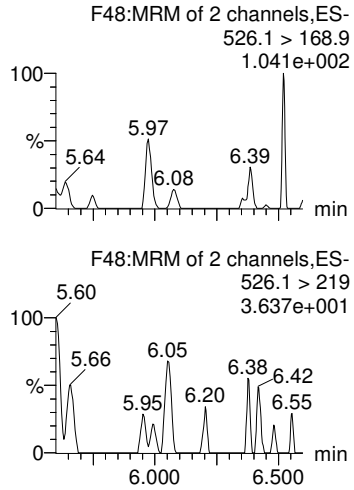

PFHxDA

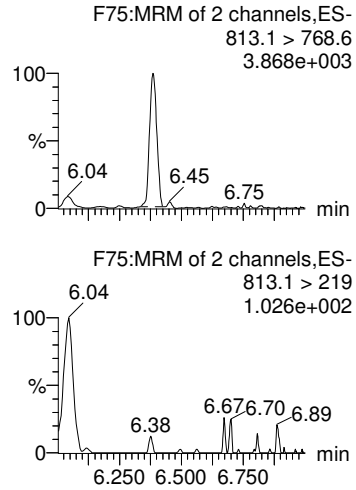

PFODA

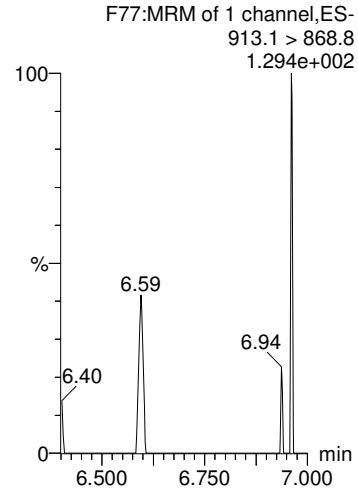

N-MeFOSE

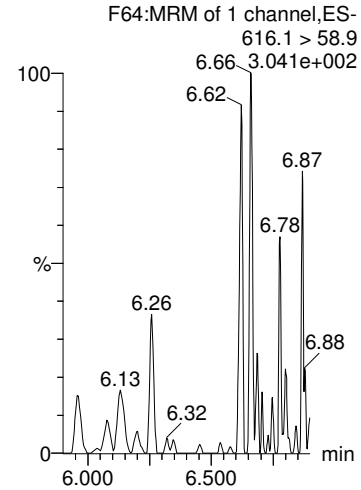

13C2-PFTeDA-EIS

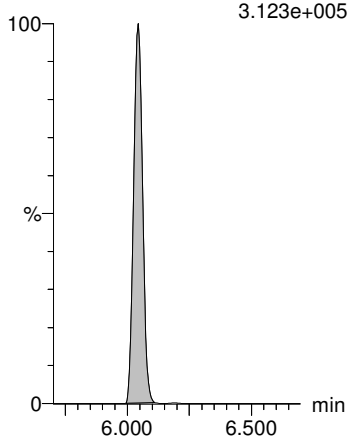

d5-N-ETFOSA-EIS

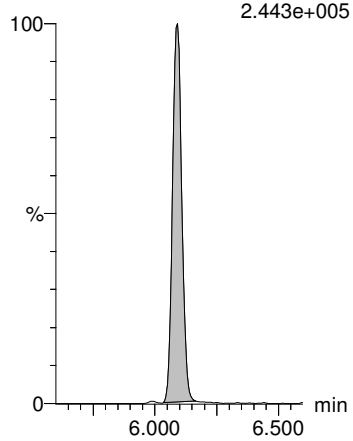

13C2-PFHxDA-EIS

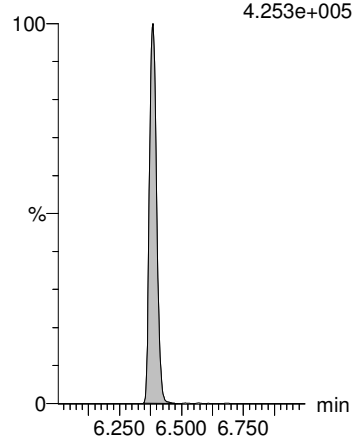

13C2-PFHxDA-EIS

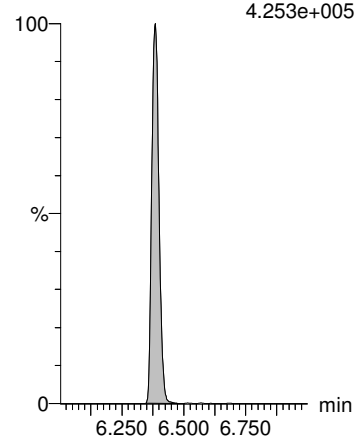

d7-N-MeFOSE-EIS

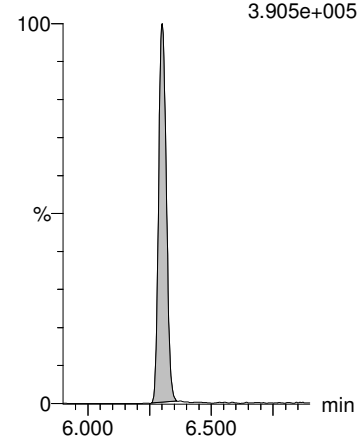

Dataset: P:\PFAS5.PRO\RESULTS\200330P1\200330P1-44.qld

Last Altered: Tuesday, March 31, 2020 14:47:55 Pacific Daylight Time
Printed: Tuesday, March 31, 2020 15:13:06 Pacific Daylight Time

Name: 200330P1-44, Date: 30-Mar-2020, Time: 22:54:55, ID: 2000512-09 SP-113 0.125, Description: SP-113

N-EtFOSE

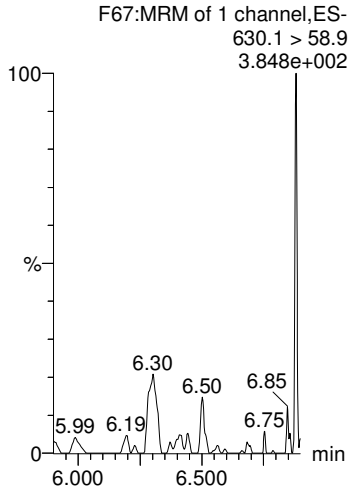

TDCA

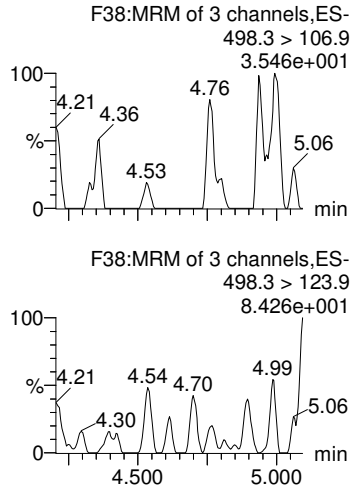

13C4-PFBA

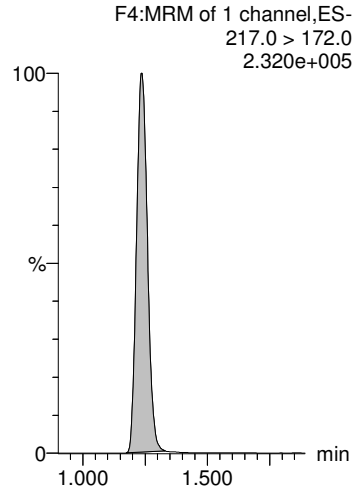

13C8-PFOA

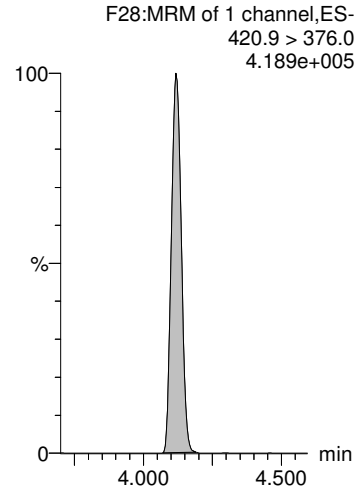

13C5-PFHxA

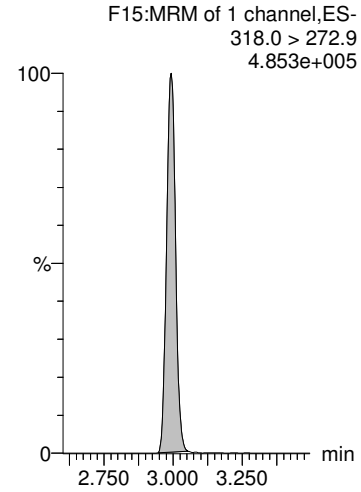

d9-N-EtFOSE-EIS

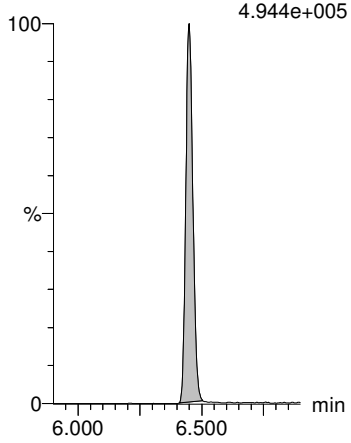

13C8-PFOS-EIS

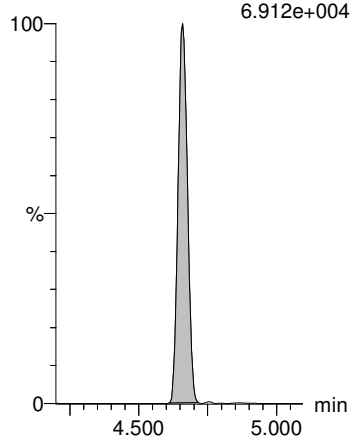

18O2-PFHxS

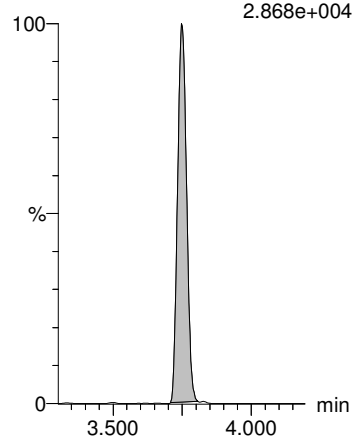

13C4-PFOS

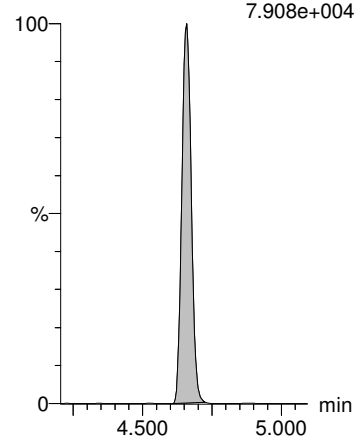

13C6-PFDA

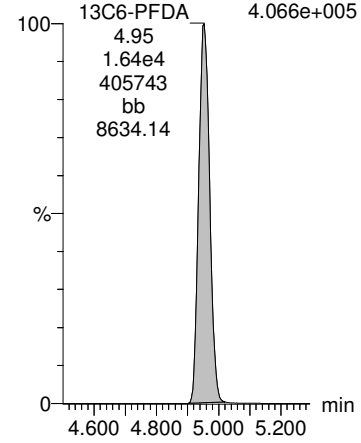

GM 3/31/2020

Dataset: P:\PFAS5.PRO\RESULTS\200330P1\200330P1-44.qld

Last Altered: Tuesday, March 31, 2020 14:47:55 Pacific Daylight Time
Printed: Tuesday, March 31, 2020 15:13:06 Pacific Daylight Time

Name: 200330P1-44, Date: 30-Mar-2020, Time: 22:54:55, ID: 2000512-09 SP-113 0.125, Description: SP-113

13C9-PFNA

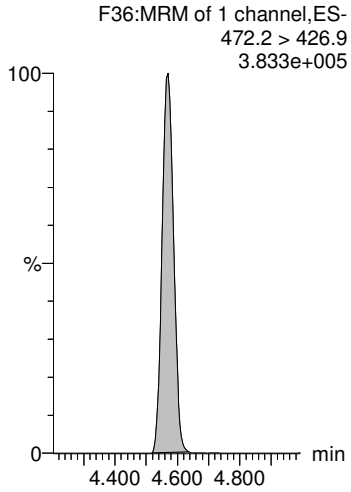

13C7-PFUdA

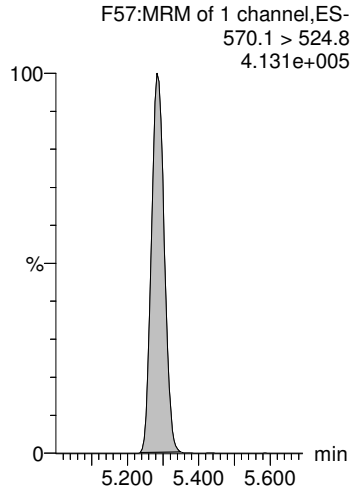

GM 3/31/2020

Dataset: P:\PFAS5.PRO\RESULTS\200330P1\200330P1-45.qld

Last Altered: Tuesday, March 31, 2020 14:51:37 Pacific Daylight Time
Printed: Tuesday, March 31, 2020 15:13:45 Pacific Daylight Time

Name: 200330P1-45, Date: 30-Mar-2020, Time: 23:05:23, ID: 2000512-10 SP-107 0.125, Description: SP-107

	#	Name	Trace	Area	IS Area	wt/vol	Pred.RT	RT	Response	Conc.	%Rec	Ion Ratio	Ratio Out?
1	1	PFBA	213.0 > 168.8	1298.723	6645.292	0.113	1.24	1.24	2.443	19.01			
2	4	PFPeA	263.1 > 218.9	364.477	8456.409	0.113	2.18	2.18	0.539	4.944			
3	5	PFBS	299.0 > 79.7	79.540	949.716	0.113	2.46	2.46	1.047	4.238		5.867	YES
4	6	4:2 FTS	327.0 > 307		1360.475	0.113	2.91						YES
5	7	PFHxA	313.0 > 269.0	568.253	14689.267	0.113	2.99	3.00	0.484	4.511		39.984	YES
6	47	13C3-PFBA-EIS	216.1 > 171.8	6645.292		0.113	1.24	1.24	6645.292	112.0	101.4		
7	49	13C3-PFPeA-EIS	266.0 > 221.8	8456.409		0.113	2.23	2.18	8456.409	77.36	70.0		
8	51	13C3-PFBS-EIS	302.0 > 98.8	949.716		0.113	2.57	2.46	949.716	79.54	72.0		
9	55	13C2-4:2 FTS-EIS	329.0 >79.7	1360.475		0.113	2.99	2.91	1360.475	88.18	79.8		
10	57	13C2-PFHxA-EIS	315.0 > 270.0	14689.267		0.113	2.99	2.99	14689.267	74.50	67.4		
11	-1												
12	8	PFPeS	349.>79.7		949.716	0.113	3.20						YES
13	9	HFPO-DA	285.1 > 168.9		3041.999	0.113	3.21						YES
14	11	PFHpA	363.0 > 318.9	358.644	9110.945	0.113	3.61	3.61	0.492	3.472		95.055	YES
15	13	L-PFHxS	398.9 > 79.7	167.953	2235.142	0.113	3.75	3.76	0.939	8.407		2.166	NO
16	1...	Total PFHxS	398.9 > 79.7	167.953	2235.142	0.113	3.93		0.939	8.407			
17	51	13C3-PFBS-EIS	302.0 > 98.8	949.716		0.113	2.57	2.46	949.716	79.54	72.0		
18	53	13C3-HFPO-DA-EIS	287.0 > 168.9	3041.999		0.113	3.30	3.21	3041.999	75.14	68.0		
19	59	13C4-PFHpA-EIS	367.2 > 321.8	9110.945		0.113	3.64	3.61	9110.945	74.65	67.6		
20	61	13C3-PFHxS-EIS	401.8 > 79.7	2235.142		0.113	3.75	3.75	2235.142	98.30	89.0		
21	61	13C3-PFHxS-EIS	401.8 > 79.7	2235.142		0.113	3.75	3.75	2235.142	98.30	89.0		
22	-1												
23	12	ADONA	376.8 > 250.9		9110.945	0.113	3.70						YES
24	15	6:2 FTS	427.0 > 407		1024.597	0.113	4.06						YES
25	16	L-PFOA	412.8 > 368.9	3984.260	12150.122	0.113	4.12	4.12	4.099	31.30		2.593	NO
26	1...	Total PFOA	412.8 > 368.9	3984.260	12150.122	0.113	4.60		4.099	31.30			
27	19	PFHpS	449.0 > 79.7	46.659	2132.589	0.113	4.27	4.24	0.273	3.235		3.429	YES
28	59	13C4-PFHpA-EIS	367.2 > 321.8	9110.945		0.113	3.64	3.61	9110.945	74.65	67.6		
29	63	13C2-6:2 FTS-EIS	429.0 >79.7	1024.597		0.113	4.12	4.06	1024.597	73.07	66.1		
30	69	13C2-PFOA-EIS	414.9 > 369.7	12150.122		0.113	4.12	4.12	12150.122	75.02	67.9		
31	69	13C2-PFOA-EIS	414.9 > 369.7	12150.122		0.113	4.12	4.12	12150.122	75.02	67.9		
32	71	13C8-PFOS-EIS	507.0 > 79.7	2132.589		0.113	4.65	4.66	2132.589	65.82	59.6		
33	-1												
34	21	PFNA	463.0 > 418.8	194.185	11532.224	0.113	4.57	4.57	0.210	1.186		17.944	YES
35	22	PFOSA	497.9 > 77.9	107.973	2420.258	0.113	4.62	4.62	0.558	6.338		46.142	YES
36	23	L-PFOS	498.9 > 79.7	2723.998	2132.589	0.113	4.66	4.66	15.966	150.8		2.952	NO

GM 3/31/2020

Dataset: P:\PFAS5.PRO\RESULTS\200330P1\200330P1-45.qld

Last Altered: Tuesday, March 31, 2020 14:51:37 Pacific Daylight Time
Printed: Tuesday, March 31, 2020 15:13:45 Pacific Daylight Time

Name: 200330P1-45, Date: 30-Mar-2020, Time: 23:05:23, ID: 2000512-10 SP-107 0.125, Description: SP-107

	#	Name	Trace	Area	IS Area	wt/vol	Pred.RT	RT	Response	Conc.	%Rec	Ion Ratio	Ratio Out?
37	1...	Total PFOS	498.9 > 79.7	2723.998	2132.589	0.113	4.60		15.966	150.8			
38	25	9Cl-PF30NS	531 > 351		2132.589	0.113	4.86						YES
39	65	13C5-PFNA-EIS	468.2 > 422.9	11532.224		0.113	4.57	4.57	11532.224	78.34	70.9		
40	67	13C8-PFOSA-EIS	506 > 78	2420.258		0.113	4.63	4.62	2420.258	60.12	54.4		
41	71	13C8-PFOS-EIS	507.0 > 79.7	2132.589		0.113	4.65	4.66	2132.589	65.82	59.6		
42	71	13C8-PFOS-EIS	507.0 > 79.7	2132.589		0.113	4.65	4.66	2132.589	65.82	59.6		
43	71	13C8-PFOS-EIS	507.0 > 79.7	2132.589		0.113	4.65	4.66	2132.589	65.82	59.6		
44	-1												
45	26	PFDA	513 > 468.8		11871.019	0.113	4.95						YES
46	27	8:2 FTS	526.9 > 506.8		867.468	0.113	4.93						YES
47	28	PFNS	549.1 > 79.7		2132.589	0.113	5.00						YES
48	29	L-MeFOSAA	570 > 419		1979.967	0.113	5.10						YES
49	1...	Total N-MeFOSAA	570. > 419	0.000	1979.967	0.113	5.19		0.000				
50	73	13C2-PFDA-EIS	515.1 > 469.9	11871.019		0.113	4.95	4.95	11871.019	74.18	67.1		
51	75	13C2-8:2 FTS-EIS	529 > 79.7	867.468		0.113	4.90	4.93	867.468	71.88	65.1		
52	71	13C8-PFOS-EIS	507.0 > 79.7	2132.589		0.113	4.65	4.66	2132.589	65.82	59.6		
53	77	d3-N-MeFOSAA-EIS	573.3 > 419	1979.967		0.113	5.11	5.10	1979.967	90.93	82.3		
54	77	d3-N-MeFOSAA-EIS	573.3 > 419	1979.967		0.113	5.11	5.10	1979.967	90.93	82.3		
55	-1												
56	31	L-EtFOSAA	584.1 > 419	186.122	3143.353	0.113	5.26	5.26	0.740	4.664		1.932	YES
57	1...	Total N-EtFOSAA	584.1 > 419	186.122	3143.353	0.113	5.37		0.740	4.664			
58	33	PFUdA	563.0 > 518.9		12777.241	0.113	5.28						YES
59	34	PFDS	598.8 > 79.7		2132.589	0.113	5.28						YES
60	35	11Cl-PF30UdS	630.9 > 450.9		11108.813	0.113	5.50						YES
61	81	d5-N-EtFOSAA-EIS	589.3 > 419	3143.353		0.113	5.25	5.26	3143.353	77.52	70.2		
62	81	d5-N-EtFOSAA-EIS	589.3 > 419	3143.353		0.113	5.25	5.26	3143.353	77.52	70.2		
63	79	13C2-PFUdA-EIS	565 > 519.8	12777.241		0.113	5.28	5.28	12777.241	68.09	61.6		
64	71	13C8-PFOS-EIS	507.0 > 79.7	2132.589		0.113	4.65	4.66	2132.589	65.82	59.6		
65	83	13C2-PFDoA-EIS	614.7 > 569.7	11108.813		0.113	5.55	5.57	11108.813	67.52	61.1		
66	-1												
67	36	10:2 FTS	626.9 > 607		721.808	0.113	5.55						YES
68	37	PFDoA	612.9 > 569.0		11108.813	0.113	5.57						YES
69	38	N-MeFOSA	512.1 > 168.9		4321.346	0.113	5.63						YES
70	39	PFTrDA	662.9 > 618.9		11108.813	0.113	5.82						YES
71	40	PFDoS	698.8 > 79.7		10571.843	0.113	5.85						YES
72	85	13C2-10:2 FTS-EIS	632.9 > 80.0	721.808		0.113	5.49	5.55	721.808	68.93	62.4		

GM 3/31/2020

Dataset: P:\PFAS5.PRO\RESULTS\200330P1\200330P1-45.qld

Last Altered: Tuesday, March 31, 2020 14:51:37 Pacific Daylight Time
Printed: Tuesday, March 31, 2020 15:13:45 Pacific Daylight Time

Name: 200330P1-45, Date: 30-Mar-2020, Time: 23:05:23, ID: 2000512-10 SP-107 0.125, Description: SP-107

	#	Name	Trace	Area	IS Area	wt/vol	Pred.RT	RT	Response	Conc.	%Rec	Ion Ratio	Ratio Out?
73	83	13C2-PFDoA-EIS	614.7 > 569.7	11108.813		0.113	5.55	5.57	11108.813	67.52	61.1		
74	87	d3-N-MeFOSA-EIS	515.2 > 168.9	4321.346		0.113	5.45	5.64	4321.346	297.4	22.6		
75	83	13C2-PFDoA-EIS	614.7 > 569.7	11108.813		0.113	5.55	5.57	11108.813	67.52	61.1		
76	89	13C2-PFTeDA-EIS	715.1 > 669.7	10571.843		0.113	5.98	6.04	10571.843	60.42	54.7		
77	-1												
78	41	PFTeDA	713.0 > 669.0		10571.843	0.113	6.04						YES
79	42	N-EtFOSA	526.1 > 168.9		6689.366	0.113	6.07						YES
80	43	PFHxDA	813.1 > 768.6		10146.458	0.113	6.38						YES
81	44	PFODA	913.1 > 868.8		10146.458	0.113	6.59						
82	45	N-MeFOSE	616.1 > 58.9		11065.795	0.113	6.30						
83	89	13C2-PFTeDA-EIS	715.1 > 669.7	10571.843		0.113	5.98	6.04	10571.843	60.42	54.7		
84	91	d5-N-ETFOSA-EIS	531.1 > 168.9	6689.366		0.113	5.81	6.09	6689.366	290.7	22.0		
85	93	13C2-PFHxDA-EIS	815 > 769.7	10146.458		0.113	6.26	6.38	10146.458	39.34	35.6		
86	93	13C2-PFHxDA-EIS	815 > 769.7	10146.458		0.113	6.26	6.38	10146.458	39.34	35.6		
87	95	d7-N-MeFOSE-EIS	623.1 > 58.9	11065.795		0.113	5.95	6.30	11065.795	559.3	42.4		
88	-1												
89	46	N-EtFOSE	630.1 > 58.9	7.041	12788.264	0.113	6.45	6.46	0.082				
90	1...	TDCA	498.3>106.9			0.113	4.04						YES
91	99	13C4-PFBA	217.0 > 172.0	9499.311	9499.311	0.113	1.27	1.24	12.500	110.5	100.0		
92	1...	13C8-PFOA	420.9 > 376.0	14111.901	14111.901	0.113	4.13	4.12	12.500	110.5	100.0		
93	1...	13C5-PFHxA	318.0 > 272.9	14541.338	14541.338	0.113	3.00	2.99	12.500	110.5	100.0		
94	97	d9-N-EtFOSE-EIS	639.2 > 58.8	12788.264		0.113	6.15	6.45	12788.264	593.4	45.0		
95	71	13C8-PFOS-EIS	507.0 > 79.7	2132.589		0.113	4.65	4.66	2132.589	65.82	59.6		
96	1...	18O2-PFHxS	403.0 > 102.6	858.555	858.555	0.113	3.76	3.75	12.500	110.5	100.0		
97	1...	13C4-PFOS	503 > 79.7	2491.905	2491.905	0.113	4.67	4.65	12.500	110.5	100.0		
98	1...	13C6-PFDA	519.1 > 473.7	12632.924	12632.924	0.113	4.96	4.95	12.500	110.5	100.0		
99	-1												
100	1...	13C9-PFNA	472.2 > 426.9	13320.622	13320.622	0.113	4.58	4.57	12.500	110.5	100.0		
101	1...	13C7-PFUdA	570.1 > 524.8	14710.502	14710.502	0.113	5.29	5.28	12.500	110.5	100.0		

GM 3/31/2020

Dataset: P:\PFAS5.PRO\RESULTS\200330P1\200330P1-45.qld

Last Altered: Tuesday, March 31, 2020 14:51:37 Pacific Daylight Time
Printed: Tuesday, March 31, 2020 15:13:45 Pacific Daylight Time

Method: P:\PFAS5.PRO\MethDB\NEW_PFAS_80C_033020.mdb 31 Mar 2020 14:33:38
Calibration: P:\PFAS5.PRO\CurveDB\C18_VAL-PFAS_Q5_03-30-20.cdb 31 Mar 2020 10:07:05

Name: 200330P1-45, Date: 30-Mar-2020, Time: 23:05:23, ID: 2000512-10 SP-107 0.125, Description: SP-107

PFBA

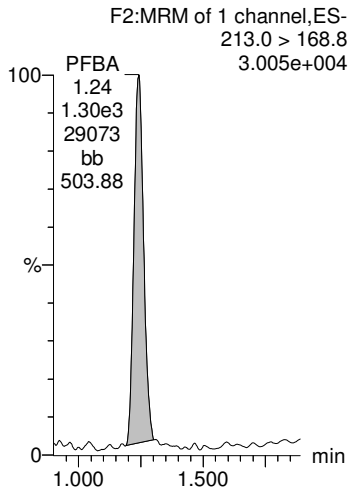

PFPeA

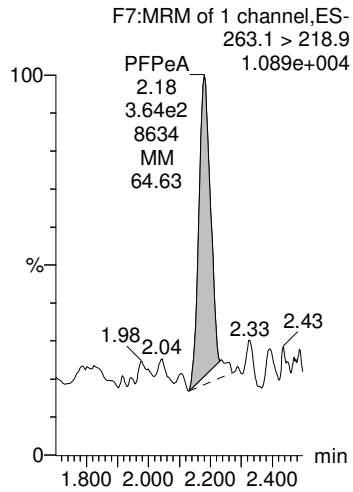

PFBS

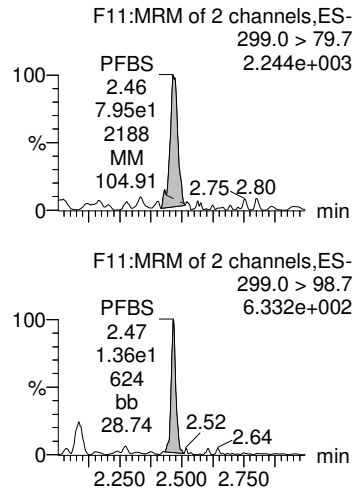

4:2 FTS

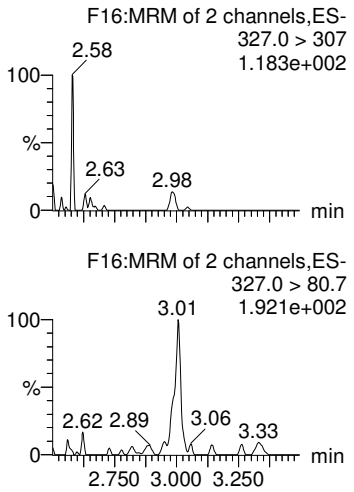

PFHxA

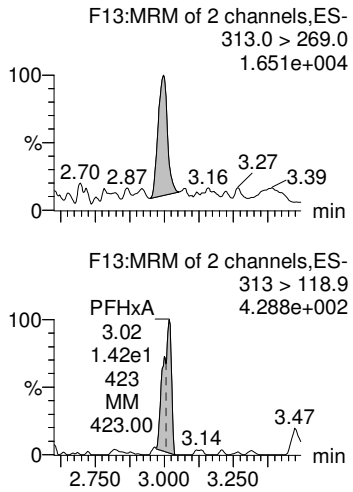

13C3-PFBA-EIS

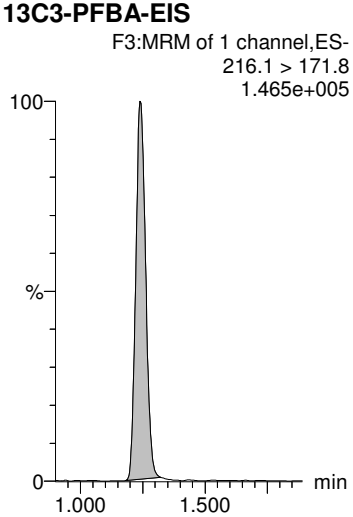

13C3-PFPeA-EIS

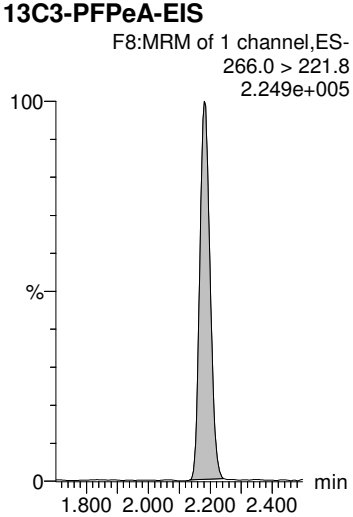

13C3-PFBS-EIS

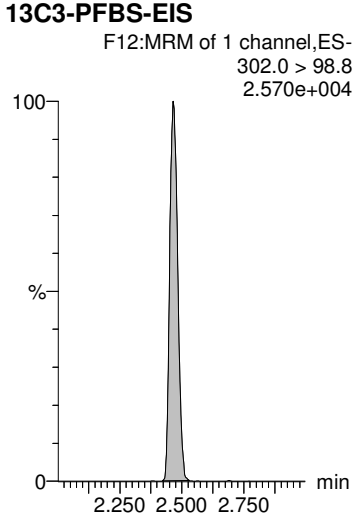

13C2-4:2 FTS-EIS

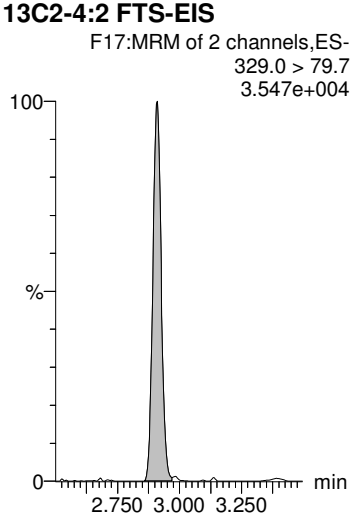

13C2-PFHxA-EIS

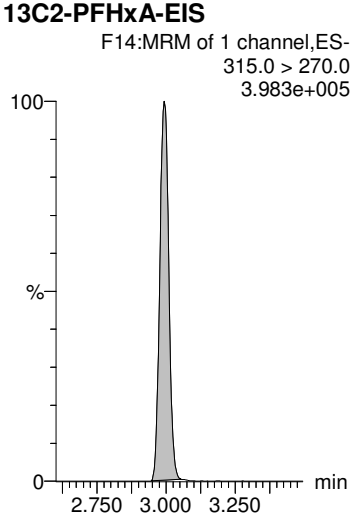

GM 3/31/2020

Dataset: P:\PFAS5.PRO\RESULTS\200330P1\200330P1-45.qld

Last Altered: Tuesday, March 31, 2020 14:51:37 Pacific Daylight Time
Printed: Tuesday, March 31, 2020 15:13:45 Pacific Daylight Time

Name: 200330P1-45, Date: 30-Mar-2020, Time: 23:05:23, ID: 2000512-10 SP-107 0.125, Description: SP-107

PFPeS

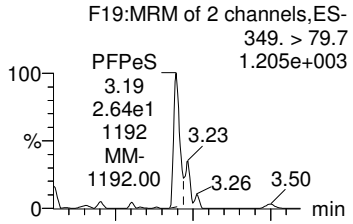

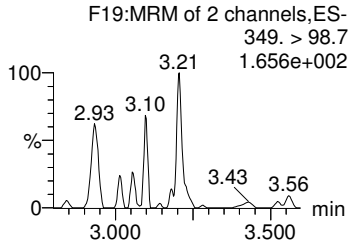

HFPO-DA

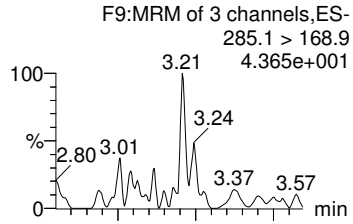

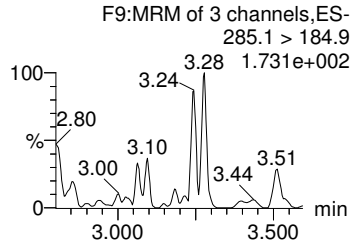

PFHpA

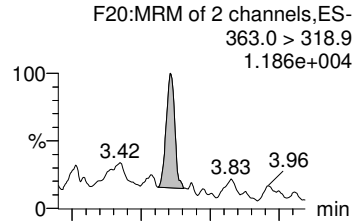

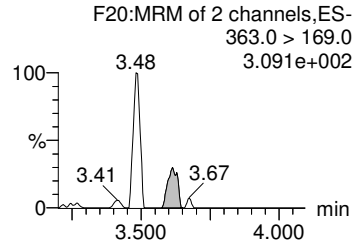

L-PFHxS

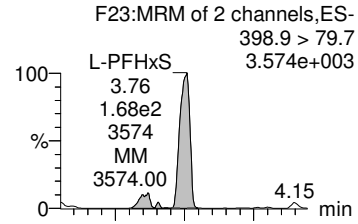

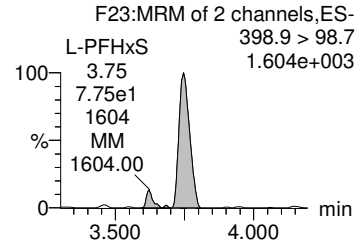

Total PFHxS

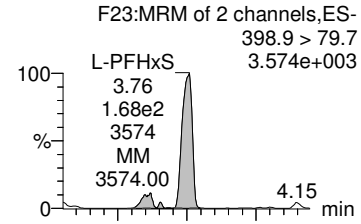

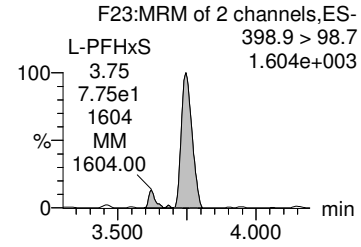

13C3-PFBS-EIS

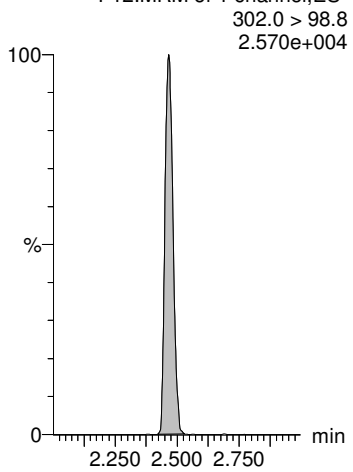

13C3-HFPO-DA-EIS

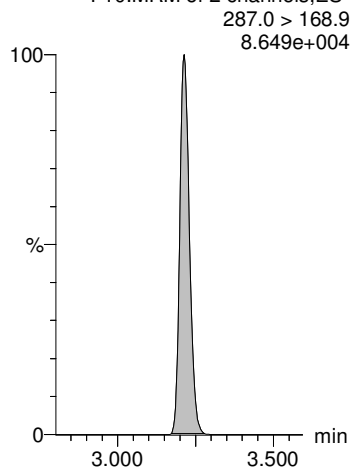

13C4-PFHpA-EIS

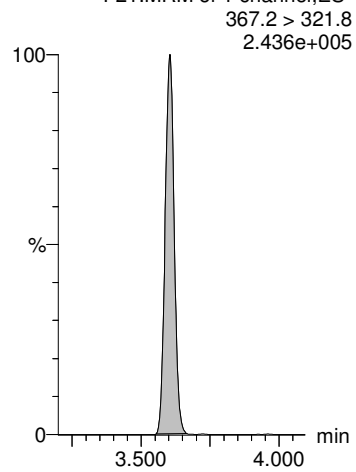

13C3-PFHxS-EIS

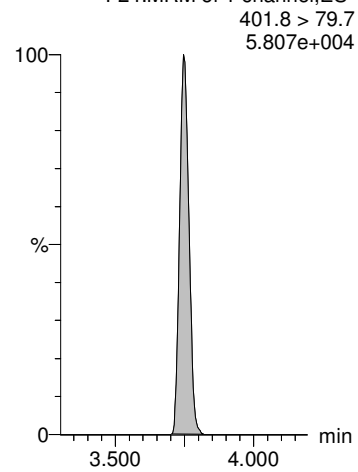

13C3-PFHxS-EIS

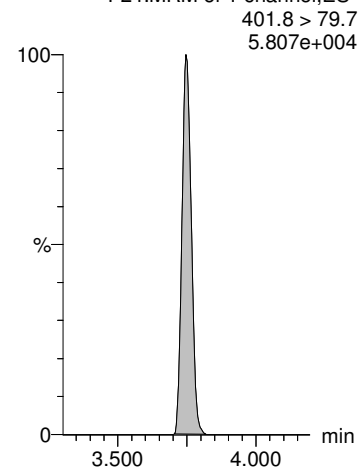

Dataset: P:\PFAS5.PRO\RESULTS\200330P1\200330P1-45.qld

Last Altered: Tuesday, March 31, 2020 14:51:37 Pacific Daylight Time
Printed: Tuesday, March 31, 2020 15:13:45 Pacific Daylight Time

Name: 200330P1-45, Date: 30-Mar-2020, Time: 23:05:23, ID: 2000512-10 SP-107 0.125, Description: SP-107

ADONA

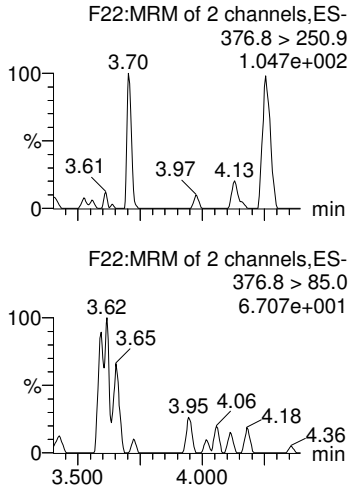

6:2 FTS

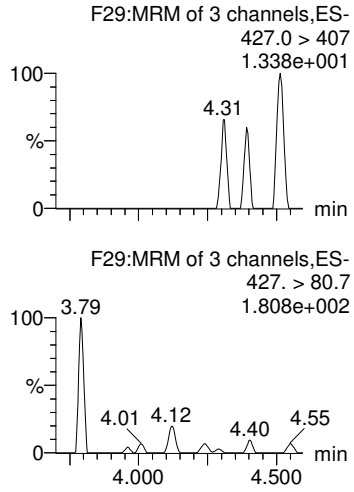

L-PFOA

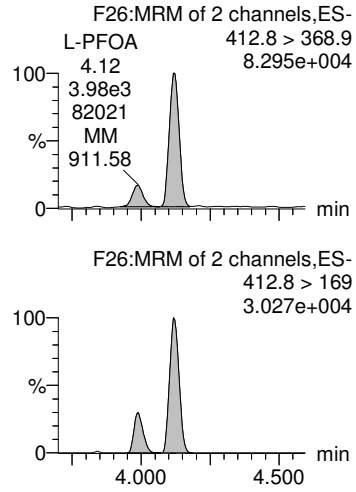

Total PFOA

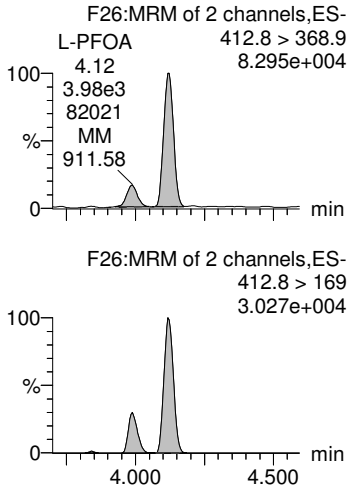

PFHpS

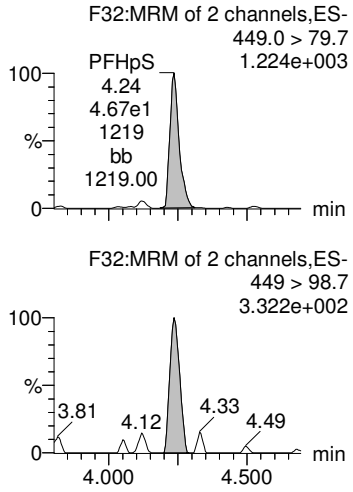

13C4-PFHpA-EIS

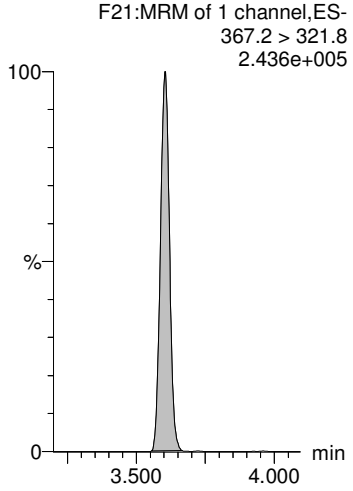

13C2-6:2 FTS-EIS

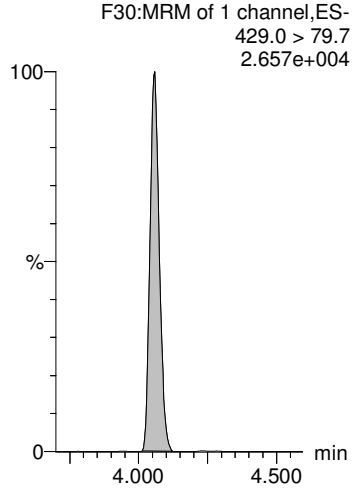

13C2-PFOA-EIS

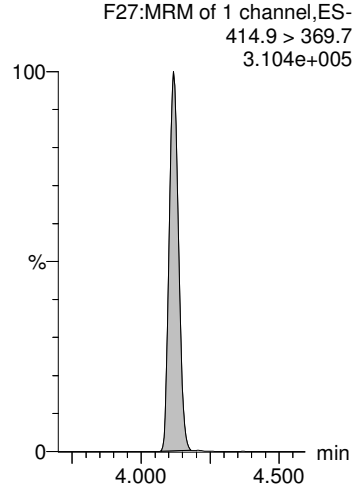

13C2-PFOA-EIS

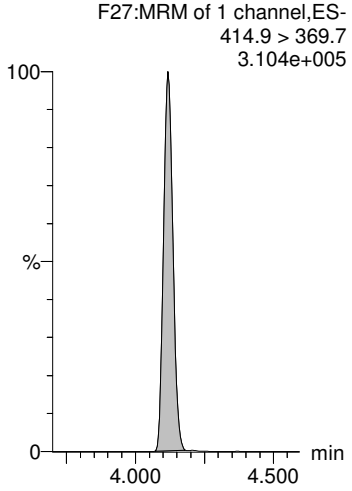

13C8-PFOS-EIS

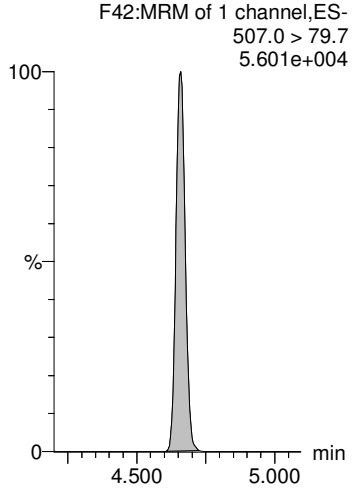

Dataset: P:\PFAS5.PRO\RESULTS\200330P1\200330P1-45.qld

Last Altered: Tuesday, March 31, 2020 14:51:37 Pacific Daylight Time
Printed: Tuesday, March 31, 2020 15:13:45 Pacific Daylight Time

Name: 200330P1-45, Date: 30-Mar-2020, Time: 23:05:23, ID: 2000512-10 SP-107 0.125, Description: SP-107

PFNA

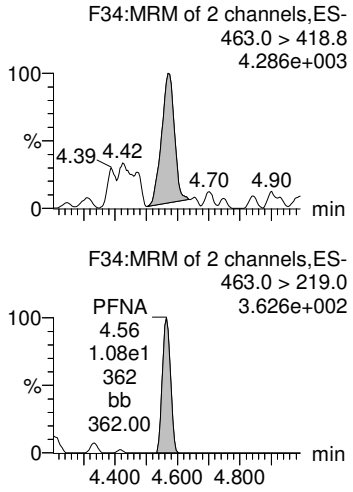

PFOSA

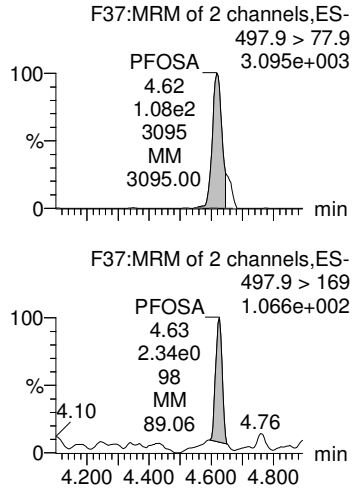

L-PFOS

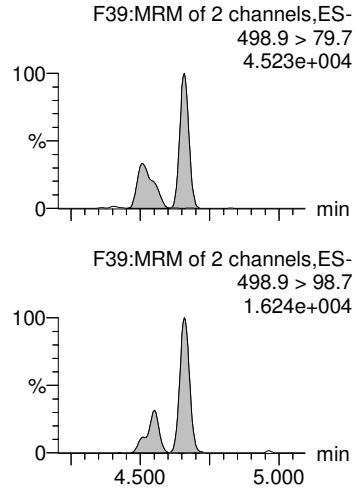

Total PFOS

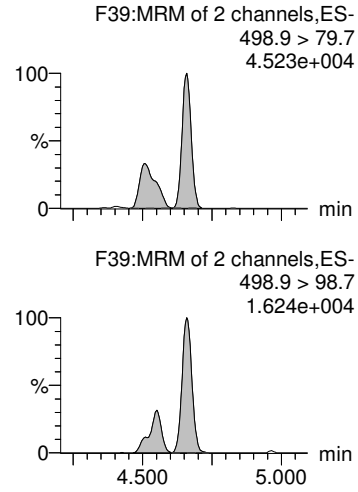

9Cl-PF30NS

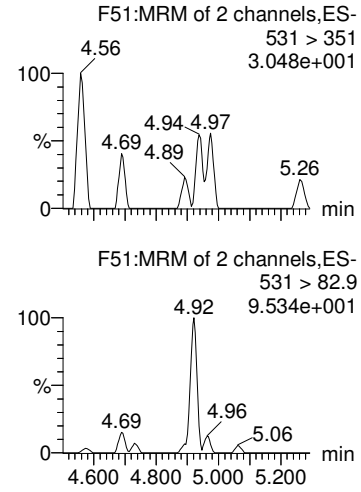

13C5-PFNA-EIS

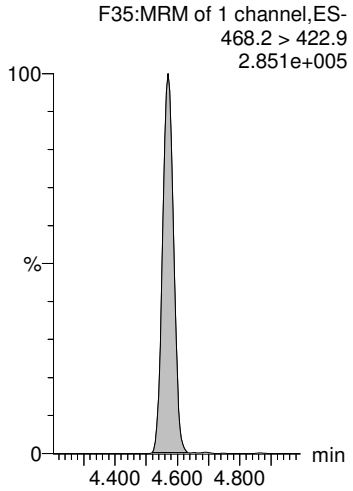

13C8-PFOSA-EIS

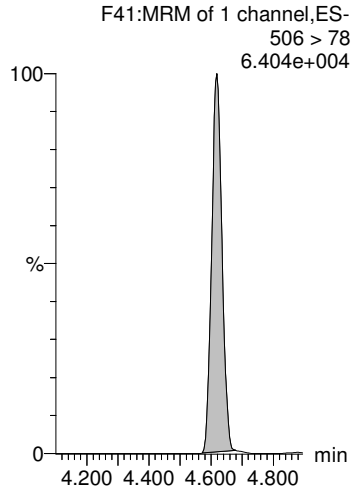

13C8-PFOS-EIS

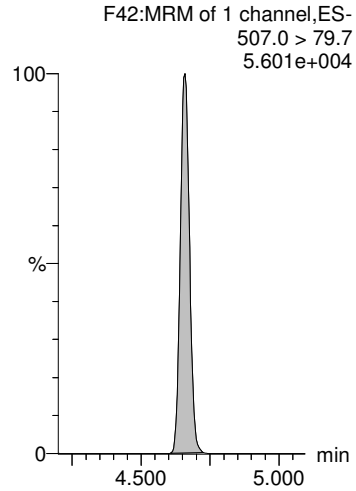

13C8-PFOS-EIS

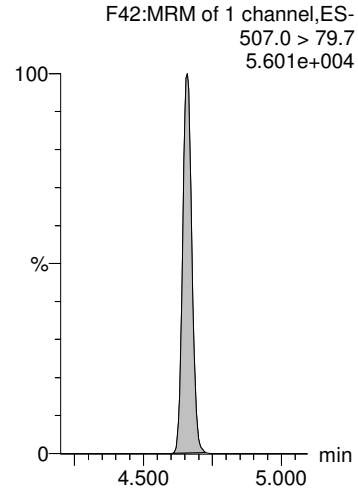

13C8-PFOS-EIS

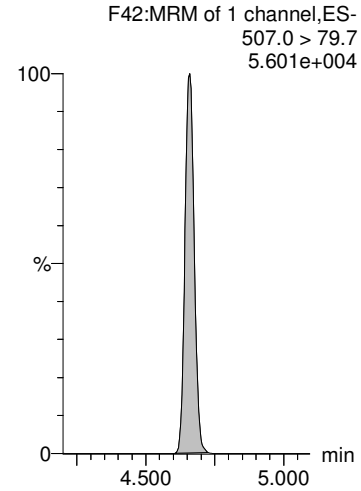

Dataset: P:\PFAS5.PRO\RESULTS\200330P1\200330P1-45.qld

Last Altered: Tuesday, March 31, 2020 14:51:37 Pacific Daylight Time
Printed: Tuesday, March 31, 2020 15:13:45 Pacific Daylight Time

Name: 200330P1-45, Date: 30-Mar-2020, Time: 23:05:23, ID: 2000512-10 SP-107 0.125, Description: SP-107

PFDA

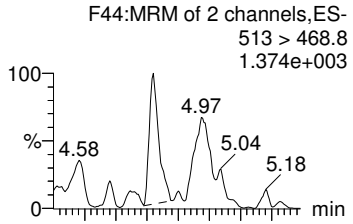

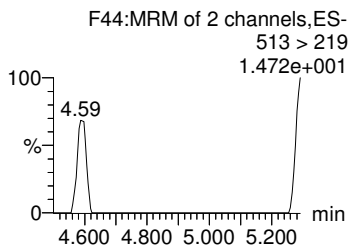

8:2 FTS

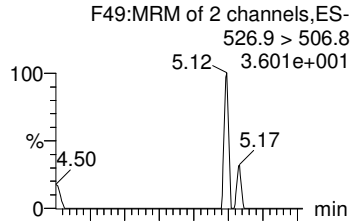

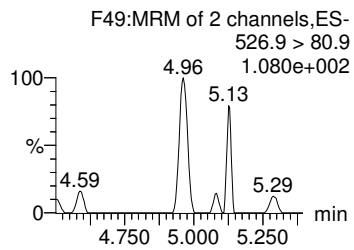

PFNS

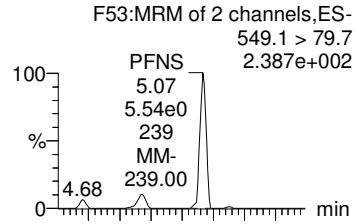

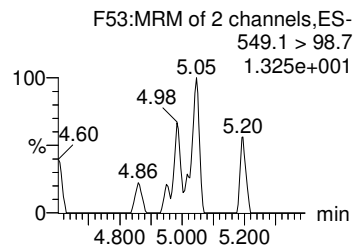

L-MeFOSAA

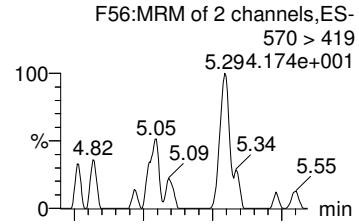

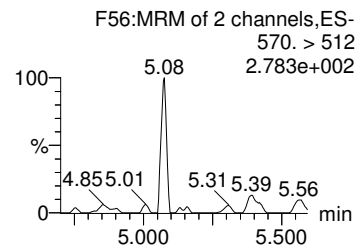

Total N-MeFOSAA

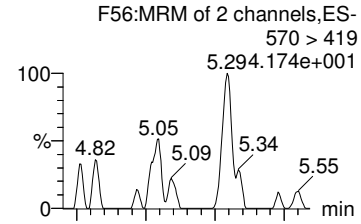

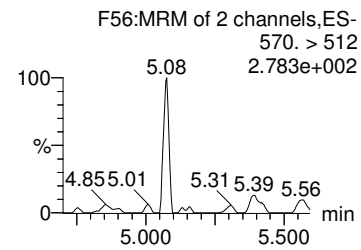

13C2-PFDA-EIS

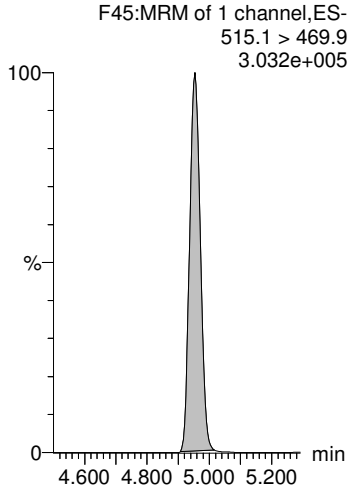

13C2-8:2 FTS-EIS

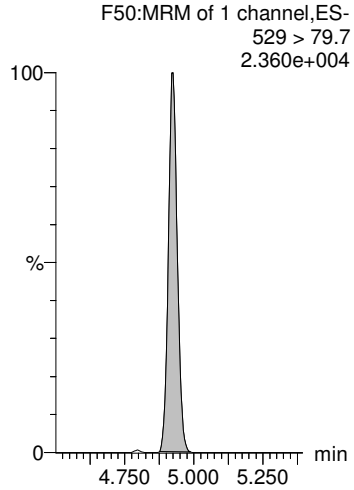

13C8-PFOS-EIS

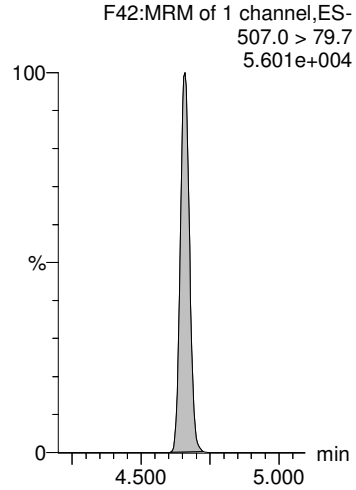

d3-N-MeFOSAA-EIS

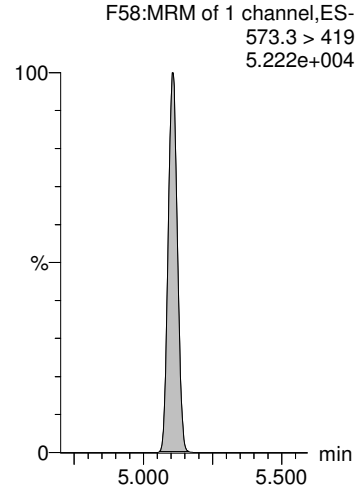

d3-N-MeFOSAA-EIS

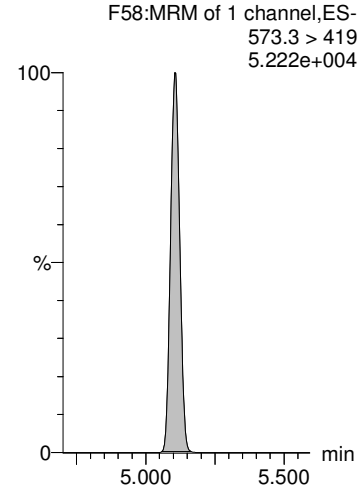

Dataset: P:\PFAS5.PRO\RESULTS\200330P1\200330P1-45.qld

Last Altered: Tuesday, March 31, 2020 14:51:37 Pacific Daylight Time
Printed: Tuesday, March 31, 2020 15:13:45 Pacific Daylight Time

Name: 200330P1-45, Date: 30-Mar-2020, Time: 23:05:23, ID: 2000512-10 SP-107 0.125, Description: SP-107

L-EtFOSAA

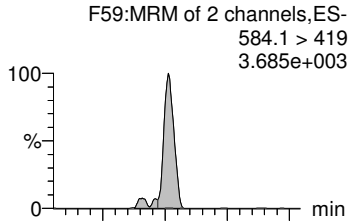

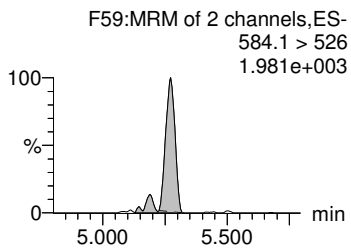

Total N-EtFOSAA

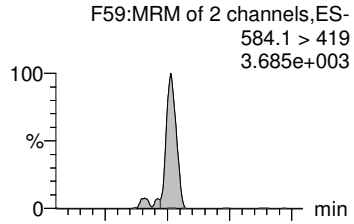

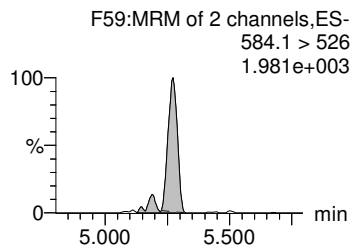

PFUdA

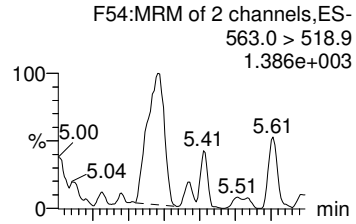

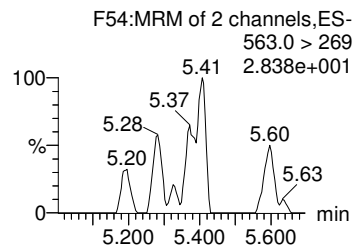

PFDS

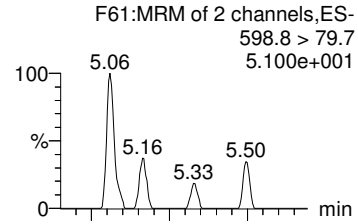

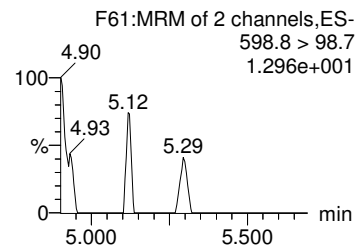

11Cl-PF30UdS

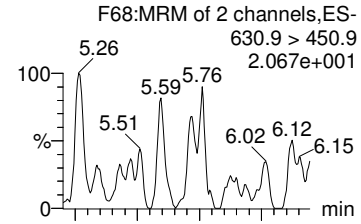

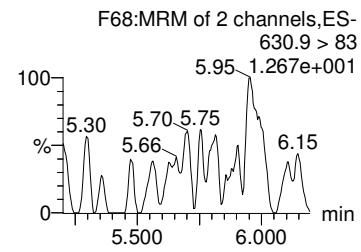

d5-N-EtFOSAA-EIS

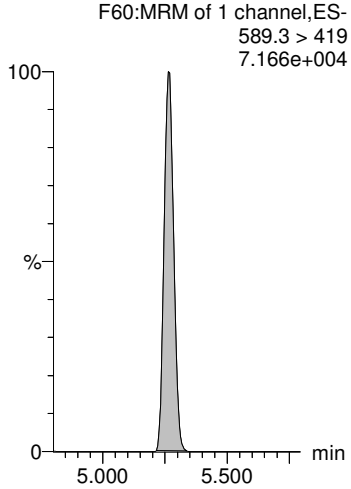

d5-N-EtFOSAA-EIS

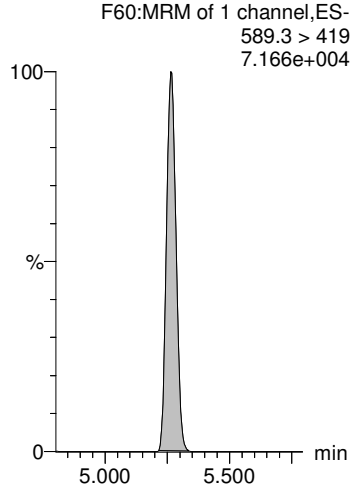

13C2-PFUdA-EIS

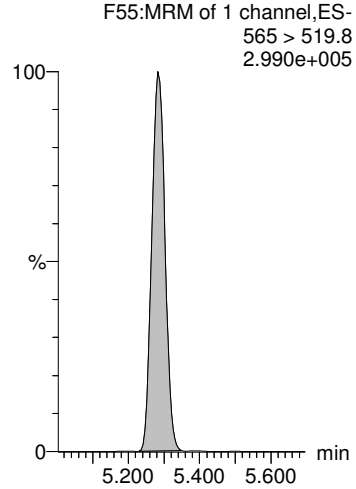

13C8-PFOS-EIS

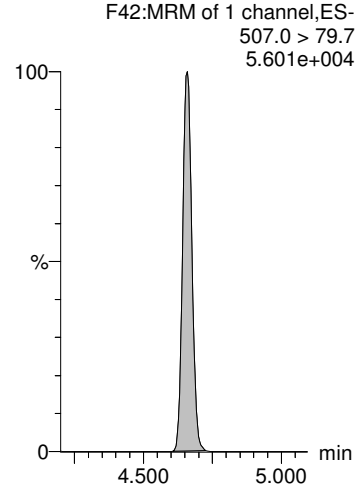

13C2-PFDoA-EIS

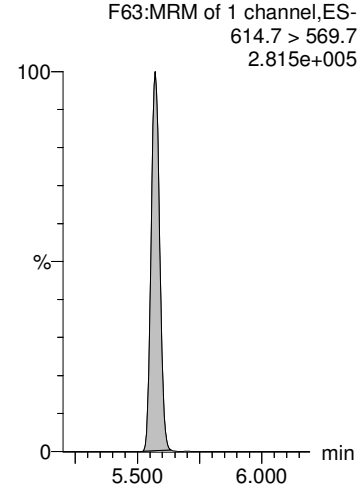

Dataset: P:\PFAS5.PRO\RESULTS\200330P1\200330P1-45.qld

Last Altered: Tuesday, March 31, 2020 14:51:37 Pacific Daylight Time
Printed: Tuesday, March 31, 2020 15:13:45 Pacific Daylight Time

Name: 200330P1-45, Date: 30-Mar-2020, Time: 23:05:23, ID: 2000512-10 SP-107 0.125, Description: SP-107

10:2 FTS

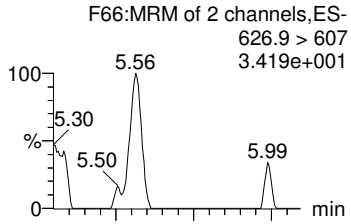

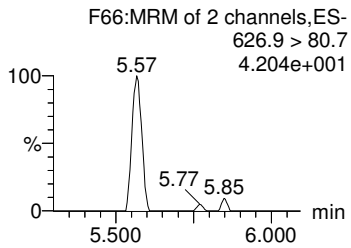

PFDoA

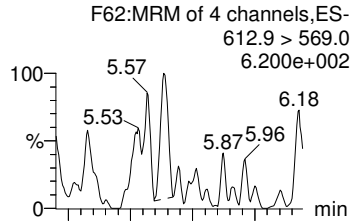

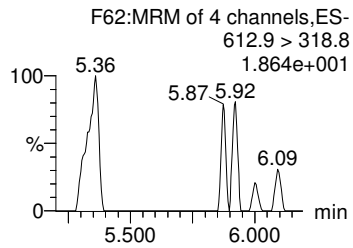

N-MeFOSA

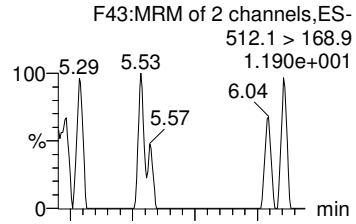

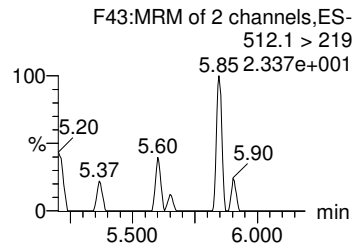

PFTrDA

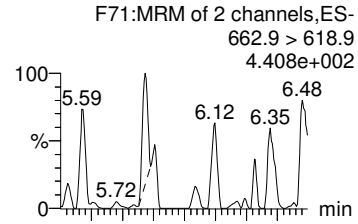

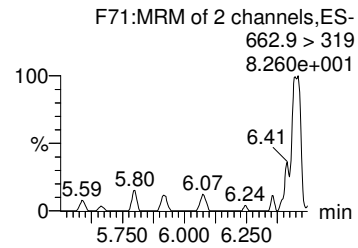

PFDoS

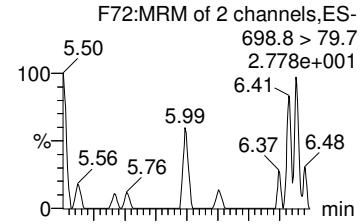

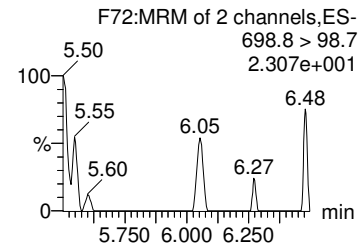

13C2-10:2 FTS-EIS

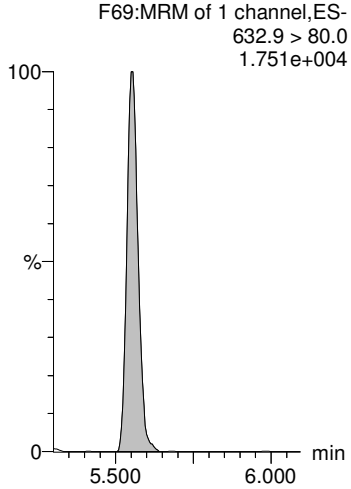

13C2-PFDoA-EIS

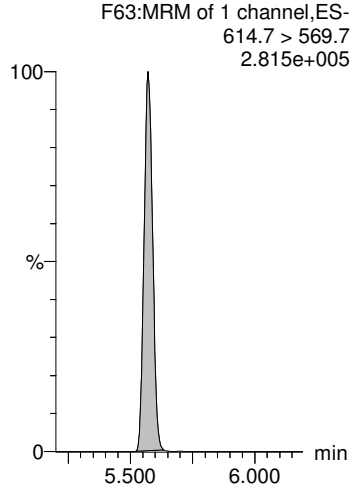

d3-N-MeFOSA-EIS

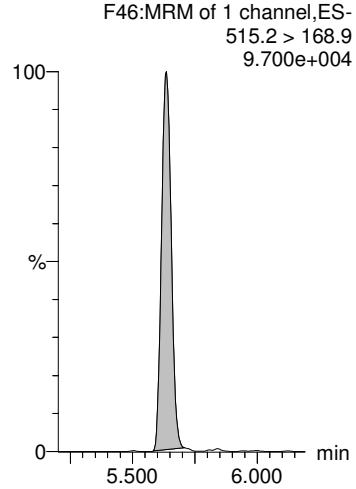

13C2-PFDoA-EIS

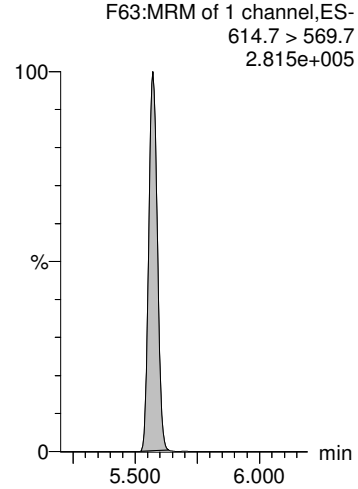

13C2-PFTeDA-EIS

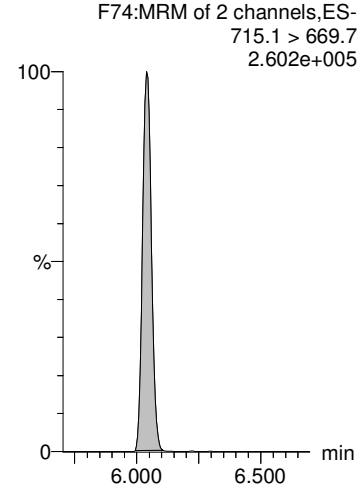

Dataset: P:\PFAS5.PRO\RESULTS\200330P1\200330P1-45.qld

Last Altered: Tuesday, March 31, 2020 14:51:37 Pacific Daylight Time
Printed: Tuesday, March 31, 2020 15:13:45 Pacific Daylight Time

Name: 200330P1-45, Date: 30-Mar-2020, Time: 23:05:23, ID: 2000512-10 SP-107 0.125, Description: SP-107

PFTeDA

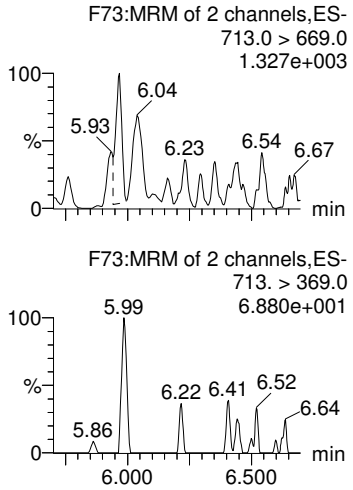

N-EtFOSA

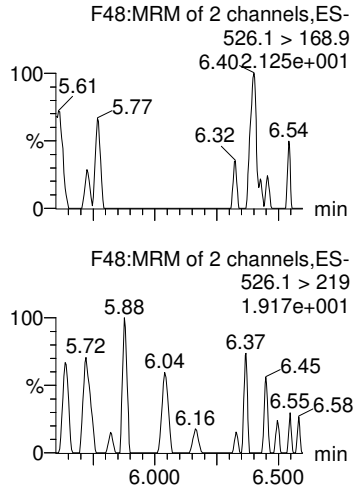

PFHxDA

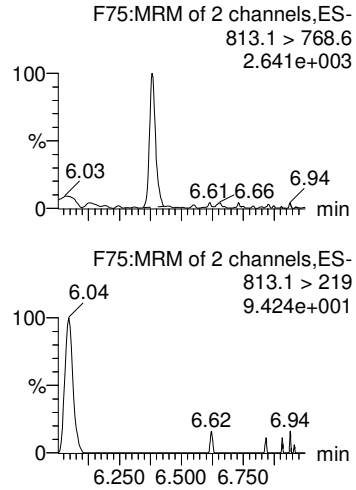

PFODA

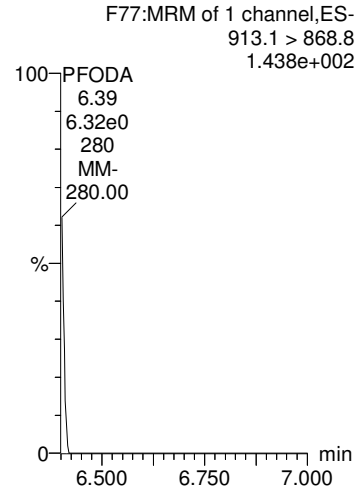

N-MeFOSE

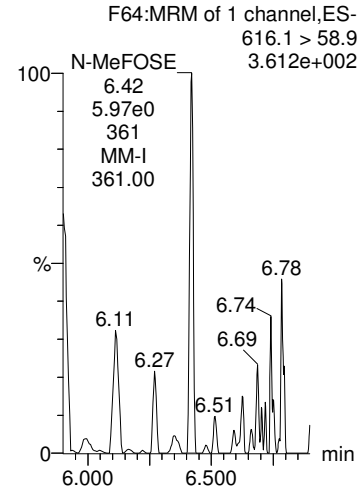

13C2-PFTeDA-EIS

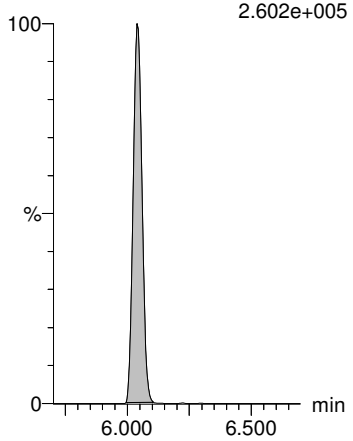

d5-N-ETFOSA-EIS

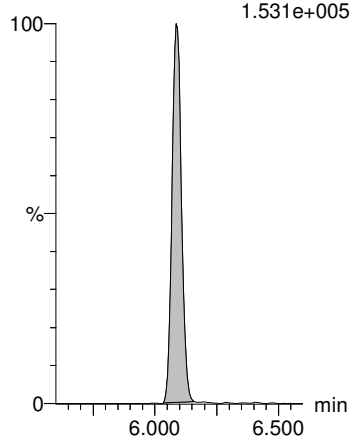

13C2-PFHxDA-EIS

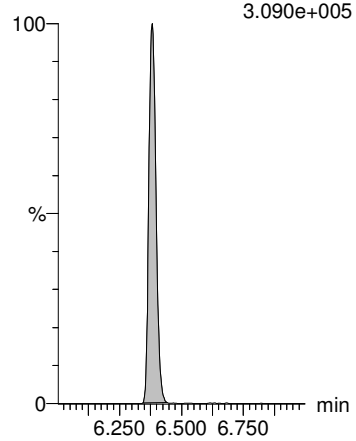

13C2-PFHxDA-EIS

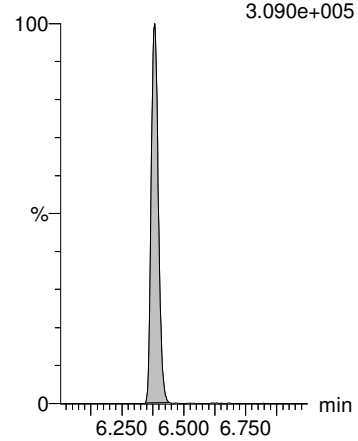

d7-N-MeFOSE-EIS

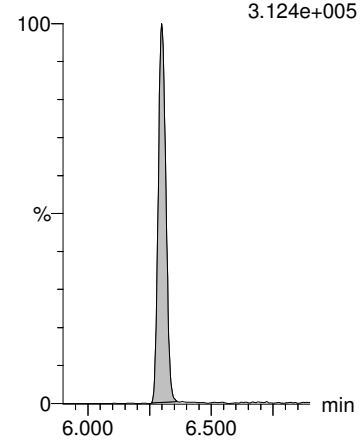

GM 3/31/2020

Dataset: P:\PFAS5.PRO\RESULTS\200330P1\200330P1-45.qld

Last Altered: Tuesday, March 31, 2020 14:51:37 Pacific Daylight Time
Printed: Tuesday, March 31, 2020 15:13:45 Pacific Daylight Time

Name: 200330P1-45, Date: 30-Mar-2020, Time: 23:05:23, ID: 2000512-10 SP-107 0.125, Description: SP-107

N-EtFOSE

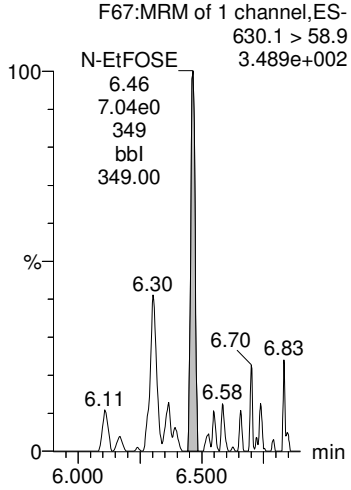

TDCA

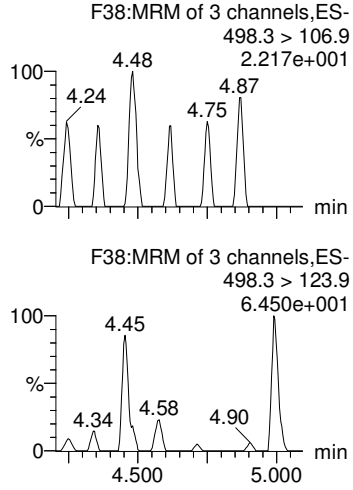

13C4-PFBA

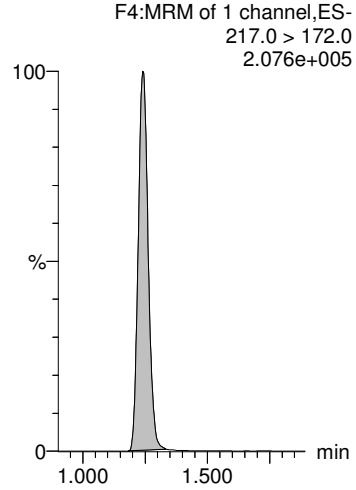

13C8-PFOA

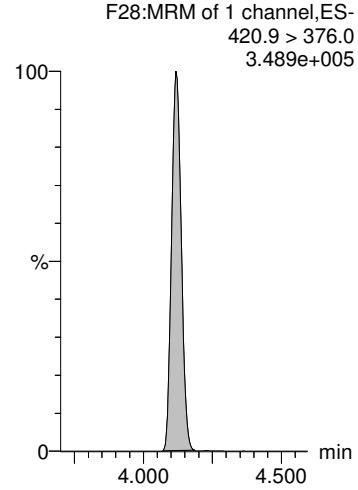

13C5-PFHxA

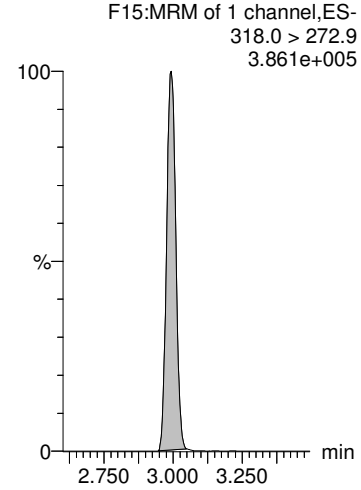

d9-N-EtFOSE-EIS

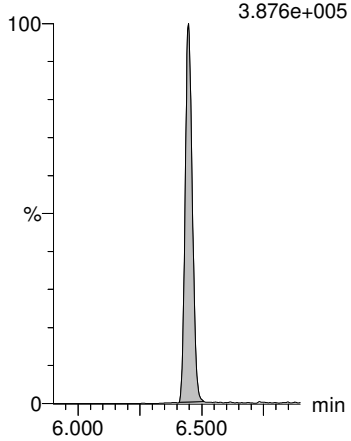

13C8-PFOS-EIS

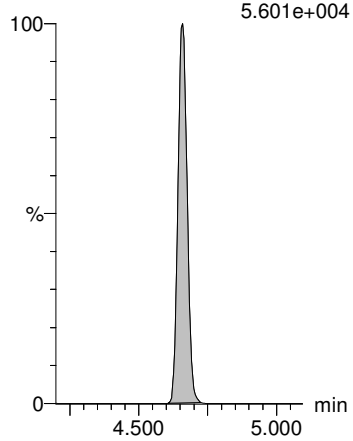

18O2-PFHxS

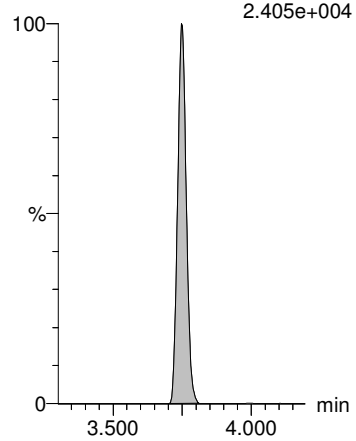

13C4-PFOS

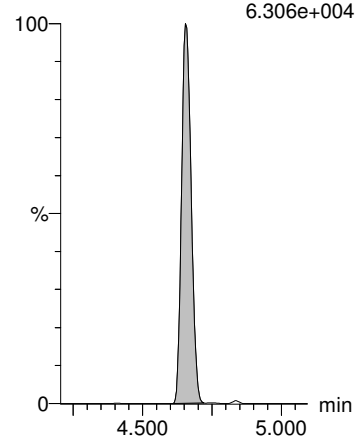

13C6-PFDA

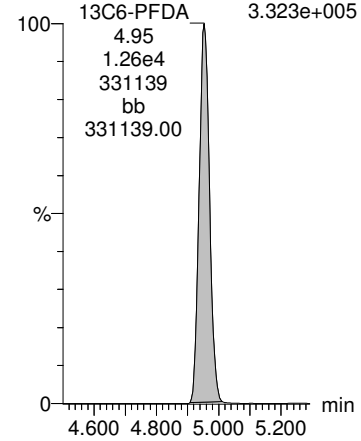

GM 3/31/2020

Dataset: P:\PFAS5.PRO\RESULTS\200330P1\200330P1-45.qld

Last Altered: Tuesday, March 31, 2020 14:51:37 Pacific Daylight Time
Printed: Tuesday, March 31, 2020 15:13:45 Pacific Daylight Time

Name: 200330P1-45, Date: 30-Mar-2020, Time: 23:05:23, ID: 2000512-10 SP-107 0.125, Description: SP-107

13C9-PFNA

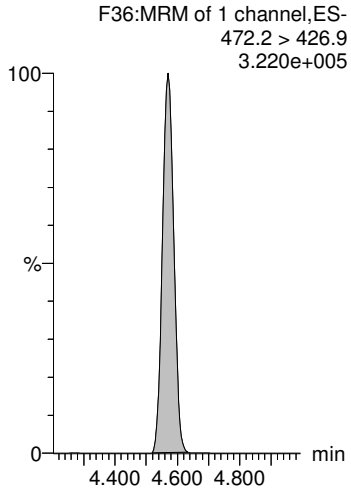

13C7-PFUdA

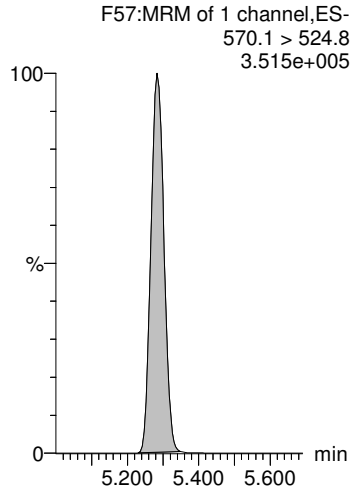

GM 3/31/2020

Dataset: P:\PFAS5.PRO\RESULTS\200330P1\200330P1-46.qld

Last Altered: Tuesday, March 31, 2020 14:55:56 Pacific Daylight Time
Printed: Tuesday, March 31, 2020 15:14:36 Pacific Daylight Time

Name: 200330P1-46, Date: 30-Mar-2020, Time: 23:15:54, ID: 2000512-11 SP-107 Dup 0.125, Description: SP-107 Dup

	#	Name	Trace	Area	IS Area	wt/vol	Pred.RT	RT	Response	Conc.	%Rec	Ion Ratio	Ratio Out?
1	1	PFBA	213.0 > 168.8	1582.799	6978.376	0.116	1.24	1.24	2.835	21.44			
2	4	PFPeA	263.1 > 218.9	450.448	8814.526	0.116	2.18	2.18	0.639	5.690			
3	5	PFBS	299.0 > 79.7	97.880	1015.599	0.116	2.47	2.46	1.205	4.709		4.747	NO
4	6	4:2 FTS	327.0 > 307		1363.614	0.116	2.91						YES
5	7	PFHxA	313.0 > 269.0	699.911	15746.626	0.116	2.99	3.00	0.556	5.109		18.949	NO
6	47	13C3-PFBA-EIS	216.1 > 171.8	6978.376		0.116	1.24	1.24	6978.376	114.5	106.4		
7	49	13C3-PFPeA-EIS	266.0 > 221.8	8814.526		0.116	2.23	2.18	8814.526	78.47	73.0		
8	51	13C3-PFBS-EIS	302.0 > 98.8	1015.599		0.116	2.57	2.47	1015.599	82.78	77.0		
9	55	13C2-4:2 FTS-EIS	329.0 >79.7	1363.614		0.116	2.99	2.91	1363.614	86.02	80.0		
10	57	13C2-PFHxA-EIS	315.0 > 270.0	15746.626		0.116	2.99	2.99	15746.626	77.73	72.3		
11	-1												
12	8	PFPeS	349.>79.7	28.728	1015.599	0.116	3.20	3.21	0.354	1.708		5.600	YES
13	9	HFPO-DA	285.1 > 168.9		3010.344	0.116	3.21						YES
14	11	PFHpA	363.0 > 318.9	506.501	9153.573	0.116	3.60	3.60	0.692	4.829		35.459	YES
15	13	L-PFHxS	398.9 > 79.7	178.454	2134.075	0.116	3.75	3.75	1.045	9.044		2.010	NO
16	1...	Total PFHxS	398.9 > 79.7	178.454	2134.075	0.116	3.93		1.045	9.044			
17	51	13C3-PFBS-EIS	302.0 > 98.8	1015.599		0.116	2.57	2.47	1015.599	82.78	77.0		
18	53	13C3-HFPO-DA-EIS	287.0 > 168.9	3010.344		0.116	3.30	3.21	3010.344	72.37	67.3		
19	59	13C4-PFHpA-EIS	367.2 > 321.8	9153.573		0.116	3.64	3.60	9153.573	72.99	67.9		
20	61	13C3-PFHxS-EIS	401.8 > 79.7	2134.075		0.116	3.75	3.75	2134.075	91.35	85.0		
21	61	13C3-PFHxS-EIS	401.8 > 79.7	2134.075		0.116	3.75	3.75	2134.075	91.35	85.0		
22	-1												
23	12	ADONA	376.8 > 250.9		9153.573	0.116	3.69						YES
24	15	6:2 FTS	427.0 > 407		1065.233	0.116	4.06						YES
25	16	L-PFOA	412.8 > 368.9	4543.803	12841.049	0.116	4.12	4.12	4.423	32.90		2.849	NO
26	1...	Total PFOA	412.8 > 368.9	4543.803	12841.049	0.116	4.60		4.423	32.90			
27	19	PFHpS	449.0 > 79.7	40.294	2160.267	0.116	4.27	4.24	0.233	2.760		5.838	YES
28	59	13C4-PFHpA-EIS	367.2 > 321.8	9153.573		0.116	3.64	3.60	9153.573	72.99	67.9		
29	63	13C2-6:2 FTS-EIS	429.0 >79.7	1065.233		0.116	4.12	4.06	1065.233	73.93	68.8		
30	69	13C2-PFOA-EIS	414.9 > 369.7	12841.049		0.116	4.12	4.12	12841.049	77.16	71.8		
31	69	13C2-PFOA-EIS	414.9 > 369.7	12841.049		0.116	4.12	4.12	12841.049	77.16	71.8		
32	71	13C8-PFOS-EIS	507.0 > 79.7	2160.267		0.116	4.66	4.66	2160.267	64.89	60.3		
33	-1												
34	21	PFNA	463.0 > 418.8	225.922	10800.514	0.116	4.57	4.56	0.261	1.540		17.424	YES
35	22	PFOSA	497.9 > 77.9	192.337	2467.487	0.116	4.62	4.63	0.974	10.63		32.788	NO
36	23	L-PFOS	498.9 > 79.7	3040.552	2160.267	0.116	4.66	4.66	17.594	161.6		2.752	NO

GM 3/31/2020

Dataset: P:\PFAS5.PRO\RESULTS\200330P1\200330P1-46.qld

Last Altered: Tuesday, March 31, 2020 14:55:56 Pacific Daylight Time
Printed: Tuesday, March 31, 2020 15:14:36 Pacific Daylight Time

Name: 200330P1-46, Date: 30-Mar-2020, Time: 23:15:54, ID: 2000512-11 SP-107 Dup 0.125, Description: SP-107 Dup

	#	Name	Trace	Area	IS Area	wt/vol	Pred.RT	RT	Response	Conc.	%Rec	Ion Ratio	Ratio Out?
37	1...	Total PFOS	498.9 > 79.7	3040.552	2160.267	0.116	4.60		17.594	161.6			
38	25	9Cl-PF30NS	531 > 351		2160.267	0.116	4.86						YES
39	65	13C5-PFNA-EIS	468.2 > 422.9	10800.514		0.116	4.57	4.57	10800.514	71.41	66.4		
40	67	13C8-PFOSA-EIS	506 > 78	2467.487		0.116	4.63	4.62	2467.487	59.65	55.5		
41	71	13C8-PFOS-EIS	507.0 > 79.7	2160.267		0.116	4.66	4.66	2160.267	64.89	60.3		
42	71	13C8-PFOS-EIS	507.0 > 79.7	2160.267		0.116	4.66	4.66	2160.267	64.89	60.3		
43	71	13C8-PFOS-EIS	507.0 > 79.7	2160.267		0.116	4.66	4.66	2160.267	64.89	60.3		
44	-1												
45	26	PFDA	513 > 468.8		12612.547	0.116	4.95						YES
46	27	8:2 FTS	526.9 > 506.8		942.474	0.116	4.92						YES
47	28	PFNS	549.1 > 79.7		2160.267	0.116	5.00						YES
48	29	L-MeFOSAA	570 > 419		2214.055	0.116	5.10						YES
49	1...	Total N-MeFOSAA	570. > 419	0.000	2214.055	0.116	5.19		0.000				
50	73	13C2-PFDA-EIS	515.1 > 469.9	12612.547		0.116	4.95	4.95	12612.547	76.70	71.3		
51	75	13C2-8:2 FTS-EIS	529 > 79.7	942.474		0.116	4.91	4.92	942.474	76.01	70.7		
52	71	13C8-PFOS-EIS	507.0 > 79.7	2160.267		0.116	4.66	4.66	2160.267	64.89	60.3		
53	77	d3-N-MeFOSAA-EIS	573.3 > 419	2214.055		0.116	5.11	5.10	2214.055	98.96	92.0		
54	77	d3-N-MeFOSAA-EIS	573.3 > 419	2214.055		0.116	5.11	5.10	2214.055	98.96	92.0		
55	-1												
56	31	L-EtFOSAA	584.1 > 419	40.431	3060.848	0.116	5.26	5.27	0.165	1.142		1.162	NO
57	1...	Total N-EtFOSAA	584.1 > 419	40.431	3060.848	0.116	5.37		0.165	1.142			
58	33	PFUdA	563.0 > 518.9		13491.990	0.116	5.28						YES
59	34	PFDS	598.8 > 79.7		2160.267	0.116	5.28						YES
60	35	11Cl-PF30UdS	630.9 > 450.9		11283.015	0.116	5.50						YES
61	81	d5-N-EtFOSAA-EIS	589.3 > 419	3060.848		0.116	5.25	5.26	3060.848	73.46	68.3		
62	81	d5-N-EtFOSAA-EIS	589.3 > 419	3060.848		0.116	5.25	5.26	3060.848	73.46	68.3		
63	79	13C2-PFUdA-EIS	565 > 519.8	13491.990		0.116	5.28	5.28	13491.990	69.98	65.1		
64	71	13C8-PFOS-EIS	507.0 > 79.7	2160.267		0.116	4.66	4.66	2160.267	64.89	60.3		
65	83	13C2-PFDoA-EIS	614.7 > 569.7	11283.015		0.116	5.55	5.57	11283.015	66.74	62.1		
66	-1												
67	36	10:2 FTS	626.9 > 607	0.407	682.819	0.116	5.55	5.55	0.007	0.04397		0.060	NO
68	37	PFDoA	612.9 > 569.0		11283.015	0.116	5.57						YES
69	38	N-MeFOSA	512.1 > 168.9		2312.649	0.116	5.63						YES
70	39	PFTrDA	662.9 > 618.9		11283.015	0.116	5.82						YES
71	40	PFDoS	698.8 > 79.7		11339.866	0.116	5.85						YES
72	85	13C2-10:2 FTS-EIS	632.9 > 80.0	682.819		0.116	5.50	5.55	682.819	63.47	59.0		

GM 3/31/2020

Dataset: P:\PFAS5.PRO\RESULTS\200330P1\200330P1-46.qld

Last Altered: Tuesday, March 31, 2020 14:55:56 Pacific Daylight Time
Printed: Tuesday, March 31, 2020 15:14:36 Pacific Daylight Time

Name: 200330P1-46, Date: 30-Mar-2020, Time: 23:15:54, ID: 2000512-11 SP-107 Dup 0.125, Description: SP-107 Dup

	#	Name	Trace	Area	IS Area	wt/vol	Pred.RT	RT	Response	Conc.	%Rec	Ion Ratio	Ratio Out?
73	83	13C2-PFDoA-EIS	614.7 > 569.7	11283.015		0.116	5.55	5.57	11283.015	66.74	62.1		
74	87	d3-N-MeFOSA-EIS	515.2 > 168.9	2312.649		0.116	5.45	5.64	2312.649	154.9	12.1		
75	83	13C2-PFDoA-EIS	614.7 > 569.7	11283.015		0.116	5.55	5.57	11283.015	66.74	62.1		
76	89	13C2-PFTeDA-EIS	715.1 > 669.7	11339.866		0.116	5.98	6.04	11339.866	63.07	58.7		
77	-1												
78	41	PFTeDA	713.0 > 669.0		11339.866	0.116	6.04						YES
79	42	N-EtFOSA	526.1 > 168.9		3413.891	0.116	6.07						YES
80	43	PFHxDA	813.1 > 768.6		11305.961	0.116	6.38						YES
81	44	PFODA	913.1 > 868.8		11305.961	0.116	6.59						
82	45	N-MeFOSE	616.1 > 58.9		10993.156	0.116	6.30						
83	89	13C2-PFTeDA-EIS	715.1 > 669.7	11339.866		0.116	5.98	6.04	11339.866	63.07	58.7		
84	91	d5-N-ETFOSA-EIS	531.1 > 168.9	3413.891		0.116	5.81	6.09	3413.891	144.4	11.2		
85	93	13C2-PFHxDA-EIS	815 > 769.7	11305.961		0.116	6.26	6.38	11305.961	42.66	39.7		
86	93	13C2-PFHxDA-EIS	815 > 769.7	11305.961		0.116	6.26	6.38	11305.961	42.66	39.7		
87	95	d7-N-MeFOSE-EIS	623.1 > 58.9	10993.156		0.116	5.95	6.30	10993.156	540.8	42.1		
88	-1												
89	46	N-EtFOSE	630.1 > 58.9		12531.455	0.116	6.45						
90	1...	TDCA	498.3>106.9			0.116	4.04						YES
91	99	13C4-PFBA	217.0 > 172.0	10558.664	10558.664	0.116	1.27	1.24	12.500	107.5	100.0		
92	1...	13C8-PFOA	420.9 > 376.0	16587.148	16587.148	0.116	4.13	4.12	12.500	107.5	100.0		
93	1...	13C5-PFHxA	318.0 > 272.9	16688.865	16688.865	0.116	3.00	2.99	12.500	107.5	100.0		
94	97	d9-N-EtFOSE-EIS	639.2 > 58.8	12531.455		0.116	6.15	6.45	12531.455	565.9	44.1		
95	71	13C8-PFOS-EIS	507.0 > 79.7	2160.267		0.116	4.66	4.66	2160.267	64.89	60.3		
96	1...	18O2-PFHxS	403.0 > 102.6	1004.001	1004.001	0.116	3.76	3.75	12.500	107.5	100.0		
97	1...	13C4-PFOS	503 > 79.7	2809.419	2809.419	0.116	4.67	4.66	12.500	107.5	100.0		
98	1...	13C6-PFDA	519.1 > 473.7	14584.702	14584.702	0.116	4.96	4.95	12.500	107.5	100.0		
99	-1												
100	1...	13C9-PFNA	472.2 > 426.9	13378.271	13378.271	0.116	4.58	4.57	12.500	107.5	100.0		
101	1...	13C7-PFUdA	570.1 > 524.8	15752.050	15752.050	0.116	5.29	5.28	12.500	107.5	100.0		

GM 3/31/2020

Dataset: P:\PFAS5.PRO\RESULTS\200330P1\200330P1-46.qld

Last Altered: Tuesday, March 31, 2020 14:55:56 Pacific Daylight Time
Printed: Tuesday, March 31, 2020 15:14:36 Pacific Daylight Time

Method: P:\PFAS5.PRO\MethDB\NEW_PFAS_80C_033020.mdb 31 Mar 2020 14:33:38
Calibration: P:\PFAS5.PRO\CurveDB\C18_VAL-PFAS_Q5_03-30-20.cdb 31 Mar 2020 10:07:05

Name: 200330P1-46, Date: 30-Mar-2020, Time: 23:15:54, ID: 2000512-11 SP-107 Dup 0.125, Description: SP-107 Dup

PFBA

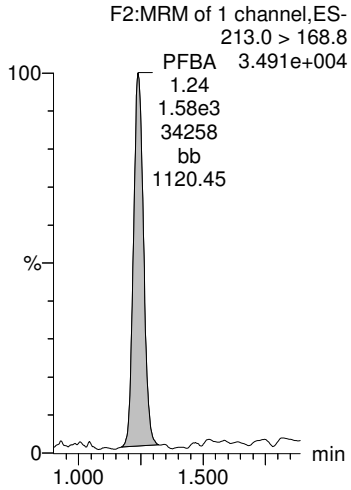

PFPeA

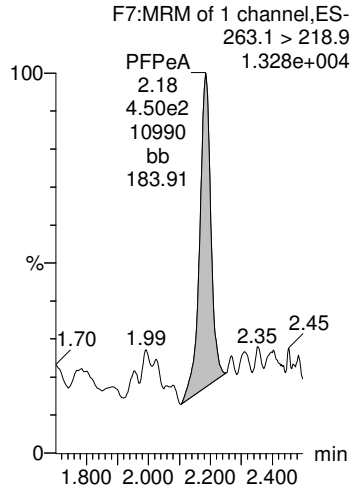

PFBS

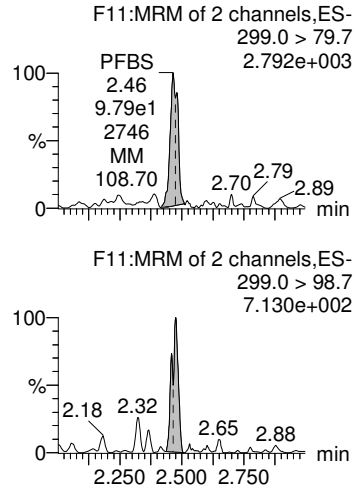

4:2 FTS

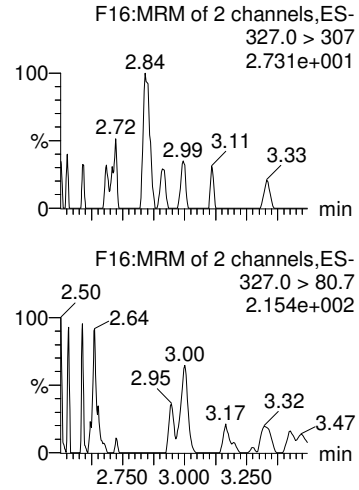

PFHxA

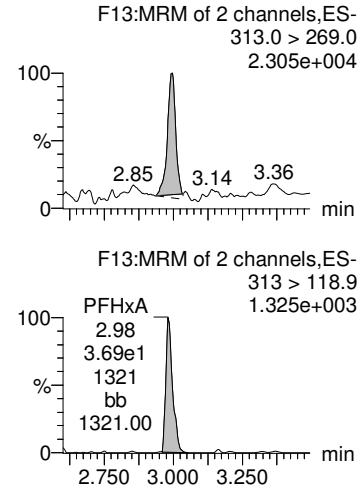

13C3-PFBA-EIS

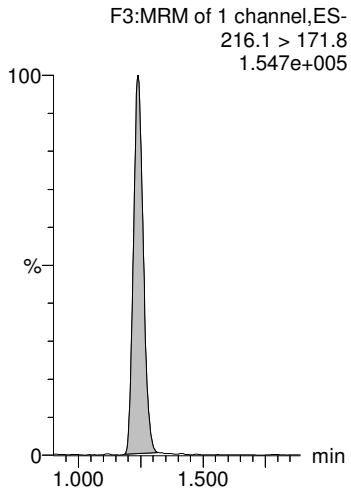

13C3-PFPeA-EIS

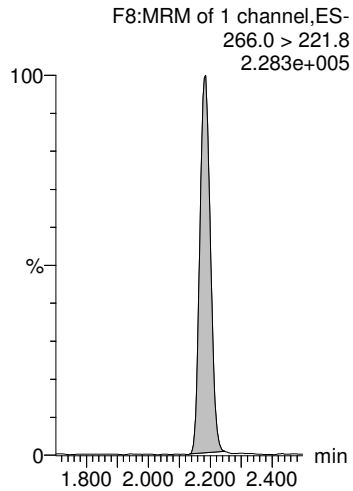

13C3-PFBS-EIS

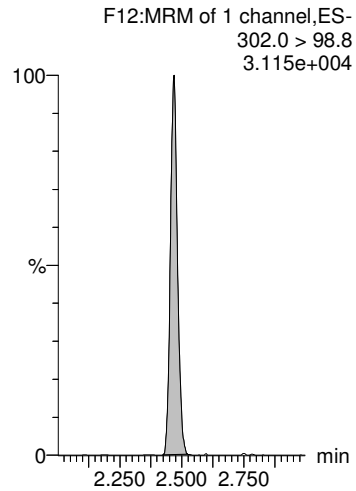

13C2-4:2 FTS-EIS

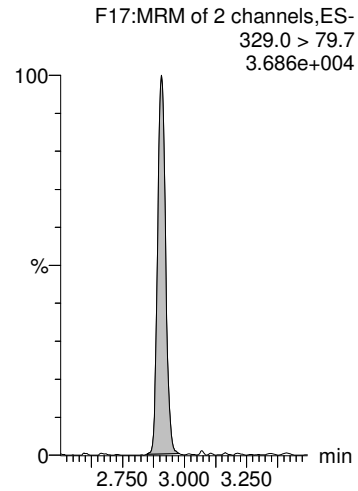

13C2-PFHxA-EIS

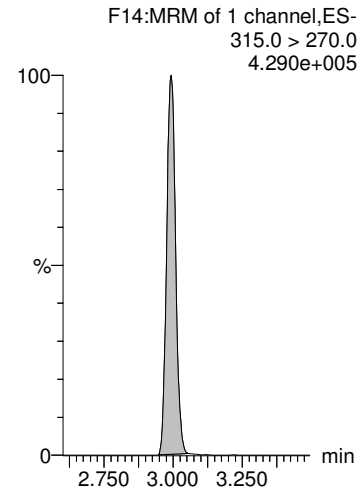

GM 3/31/2020

Dataset: P:\PFAS5.PRO\RESULTS\200330P1\200330P1-46.qld

Last Altered: Tuesday, March 31, 2020 14:55:56 Pacific Daylight Time
Printed: Tuesday, March 31, 2020 15:14:36 Pacific Daylight Time

Name: 200330P1-46, Date: 30-Mar-2020, Time: 23:15:54, ID: 2000512-11 SP-107 Dup 0.125, Description: SP-107 Dup

PFPeS

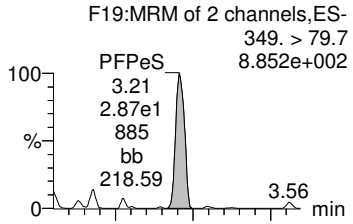

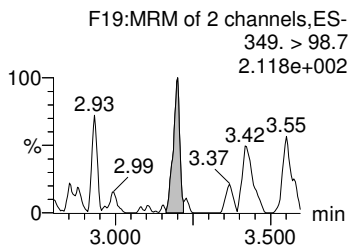

HFPO-DA

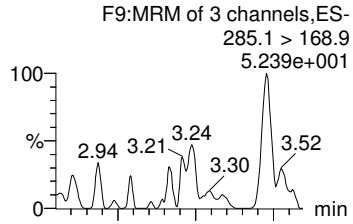

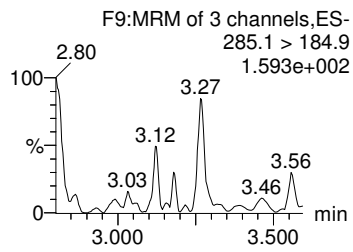

PFHpA

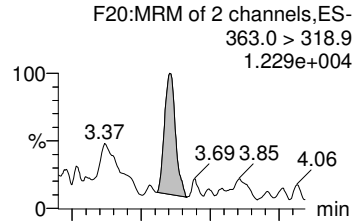

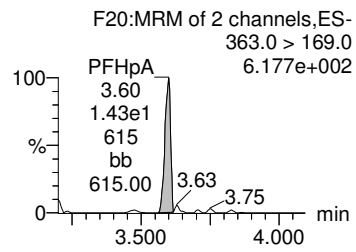

L-PFHxS

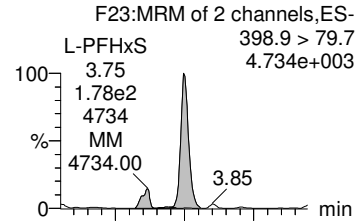

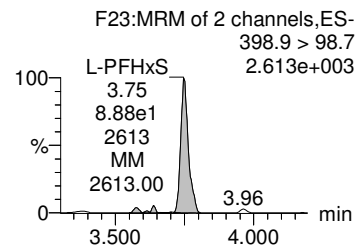

Total PFHxS

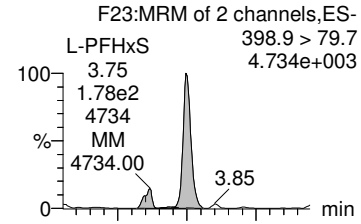

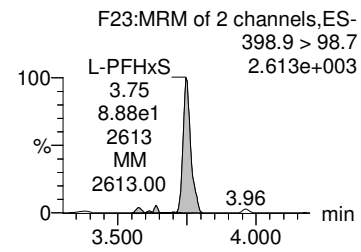

13C3-PFBS-EIS

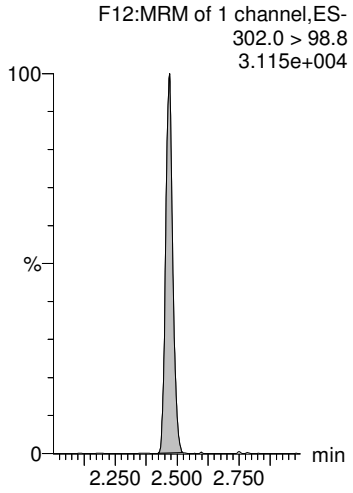

13C3-HFPO-DA-EIS

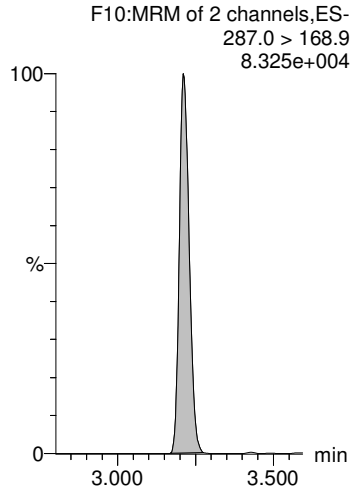

13C4-PFHpA-EIS

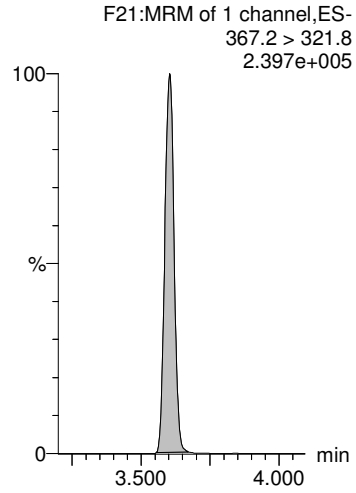

13C3-PFHxS-EIS

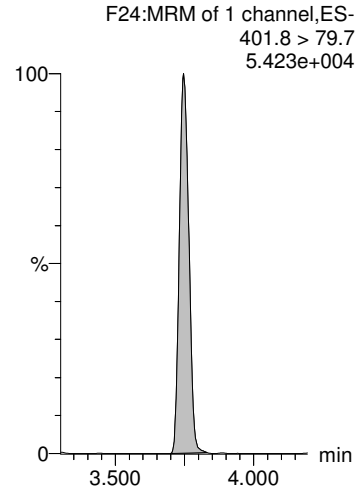

13C3-PFHxS-EIS

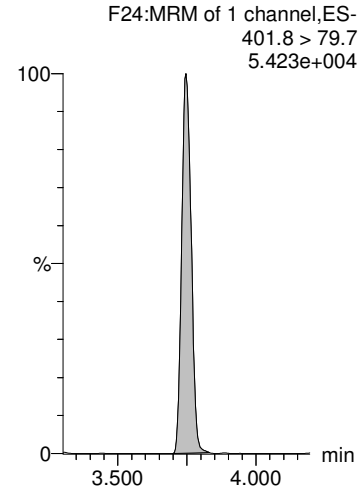

Dataset: P:\PFAS5.PRO\RESULTS\200330P1\200330P1-46.qld

Last Altered: Tuesday, March 31, 2020 14:55:56 Pacific Daylight Time
Printed: Tuesday, March 31, 2020 15:14:36 Pacific Daylight Time

Name: 200330P1-46, Date: 30-Mar-2020, Time: 23:15:54, ID: 2000512-11 SP-107 Dup 0.125, Description: SP-107 Dup

ADONA

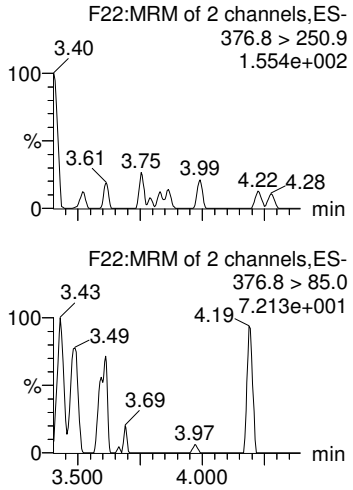

6:2 FTS

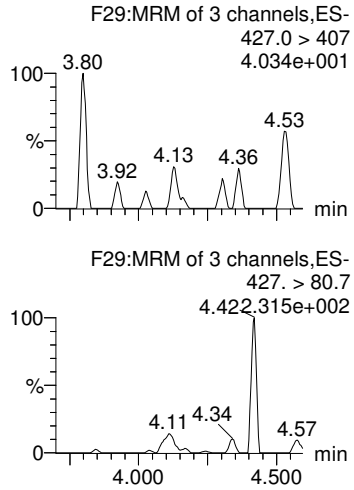

L-PFOA

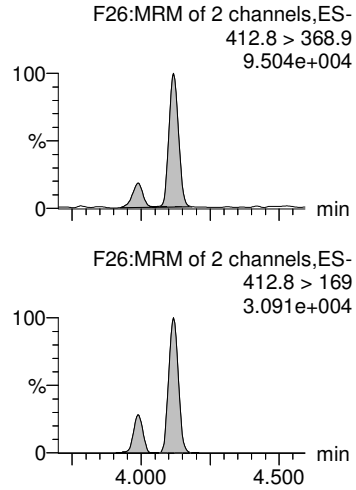

Total PFOA

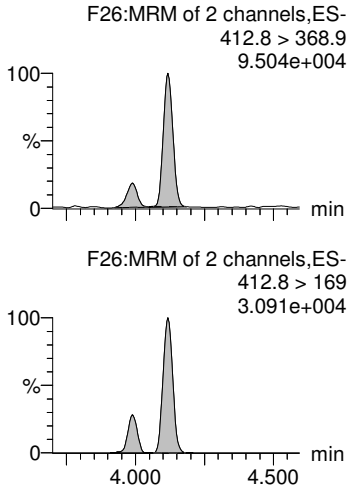

PFHpS

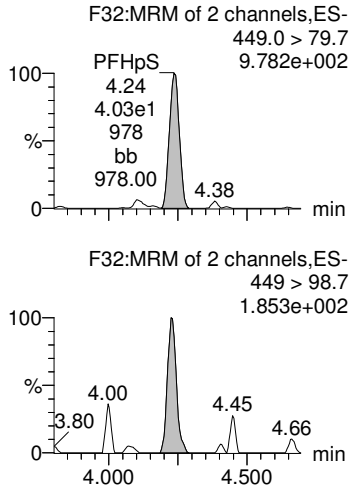

13C4-PFHpA-EIS

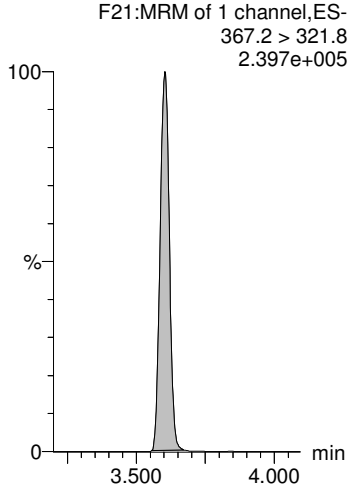

13C2-6:2 FTS-EIS

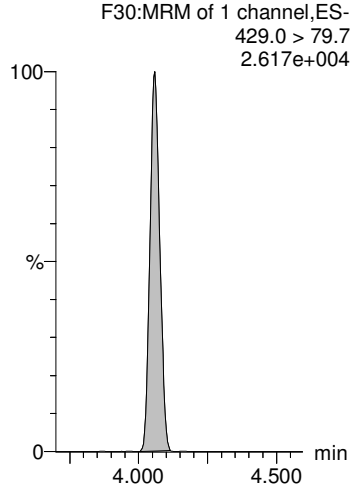

13C2-PFOA-EIS

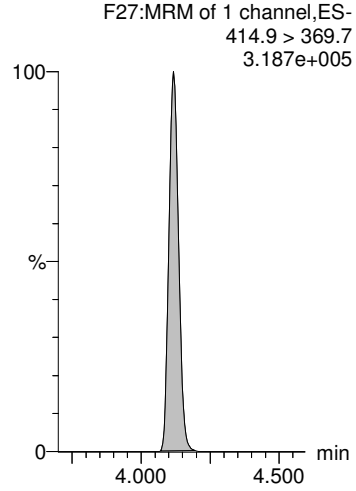

13C2-PFOA-EIS

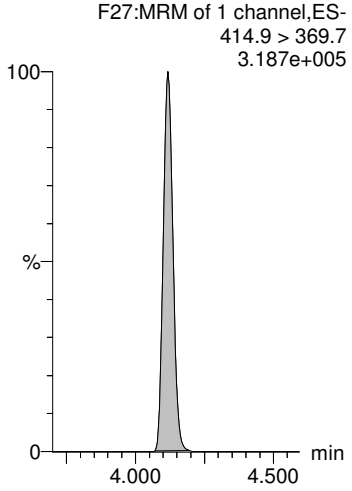

13C8-PFOS-EIS

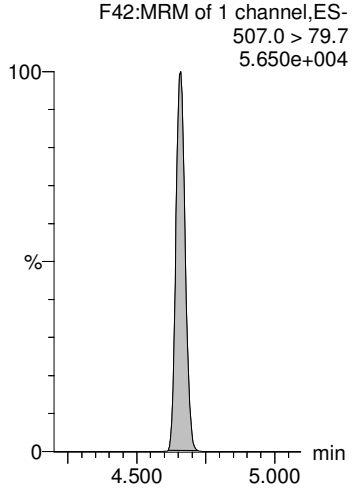

Dataset: P:\PFAS5.PRO\RESULTS\200330P1\200330P1-46.qld

Last Altered: Tuesday, March 31, 2020 14:55:56 Pacific Daylight Time
Printed: Tuesday, March 31, 2020 15:14:36 Pacific Daylight Time

Name: 200330P1-46, Date: 30-Mar-2020, Time: 23:15:54, ID: 2000512-11 SP-107 Dup 0.125, Description: SP-107 Dup

PFNA

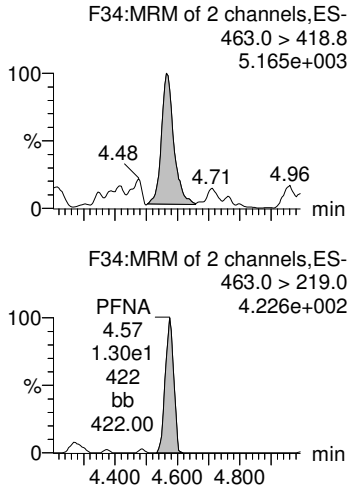

PFOSA

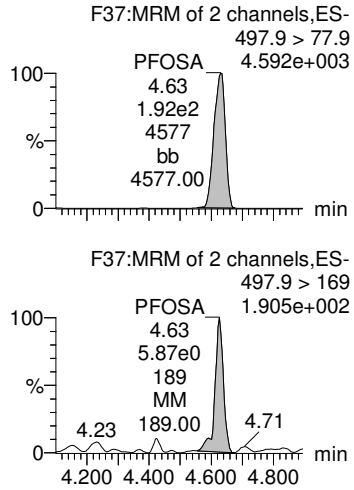

L-PFOS

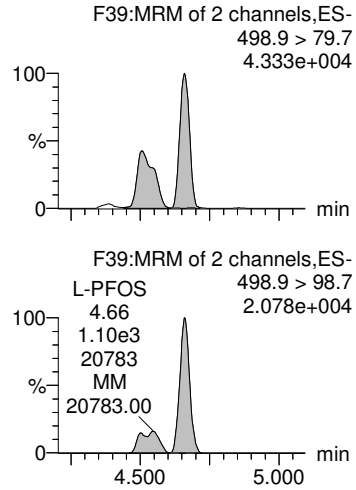

Total PFOS

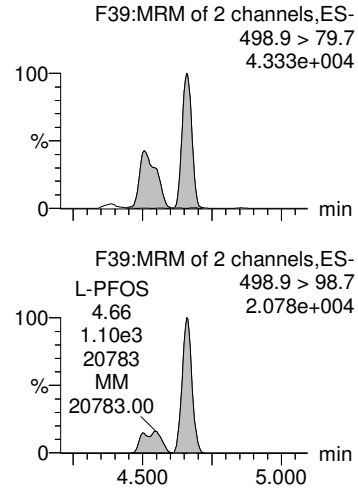

9Cl-PF30NS

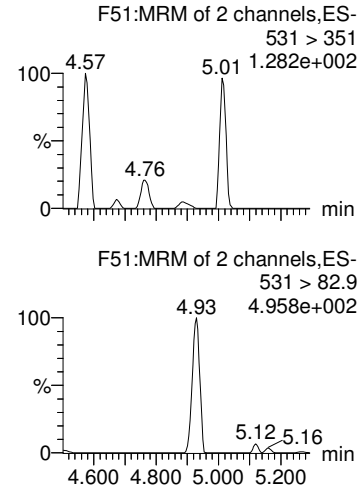

13C5-PFNA-EIS

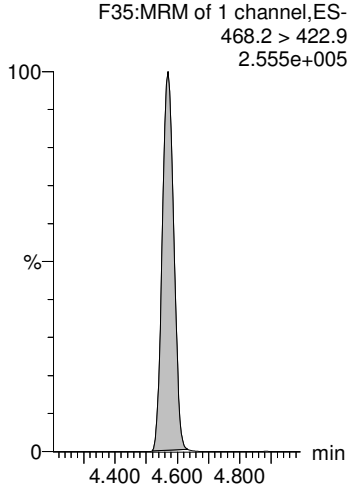

13C8-PFOSA-EIS

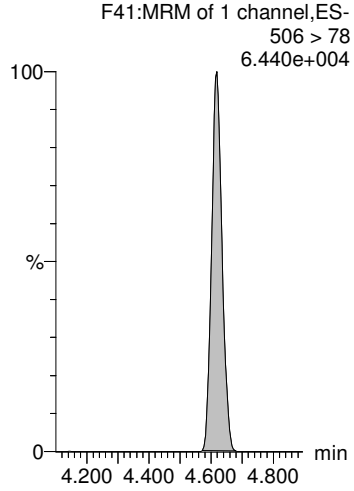

13C8-PFOS-EIS

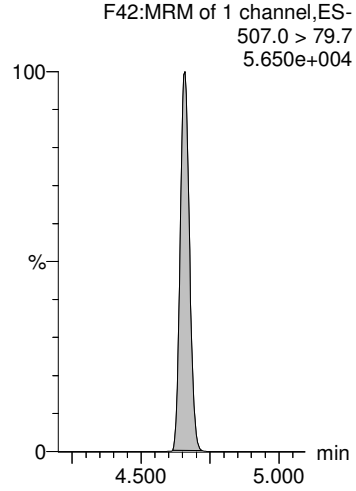

13C8-PFOS-EIS

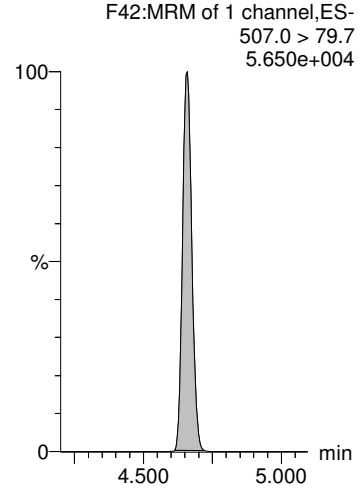

13C8-PFOS-EIS

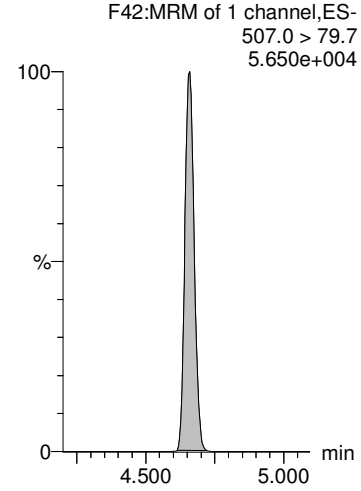

Dataset: P:\PFAS5.PRO\RESULTS\200330P1\200330P1-46.qld

Last Altered: Tuesday, March 31, 2020 14:55:56 Pacific Daylight Time
Printed: Tuesday, March 31, 2020 15:14:36 Pacific Daylight Time

Name: 200330P1-46, Date: 30-Mar-2020, Time: 23:15:54, ID: 2000512-11 SP-107 Dup 0.125, Description: SP-107 Dup

PFDA

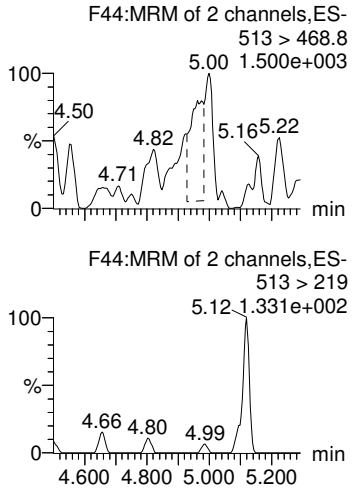

8:2 FTS

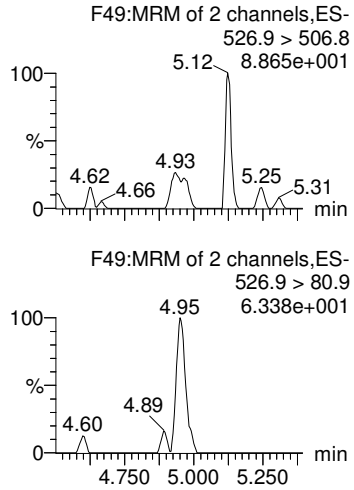

PFNS

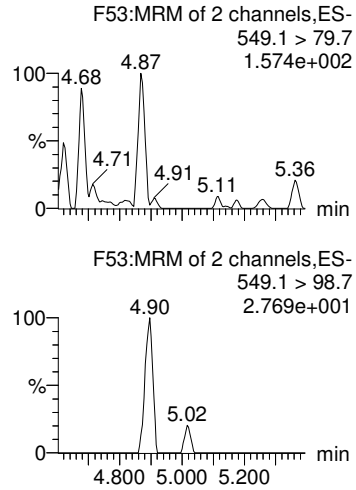

L-MeFOSAA

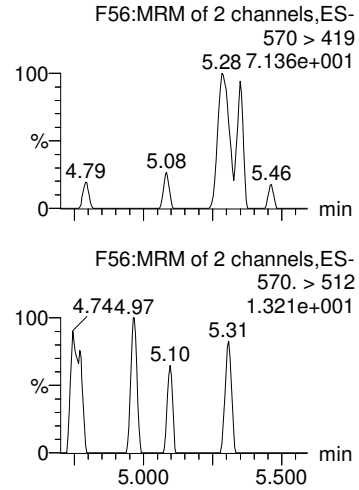

Total N-MeFOSAA

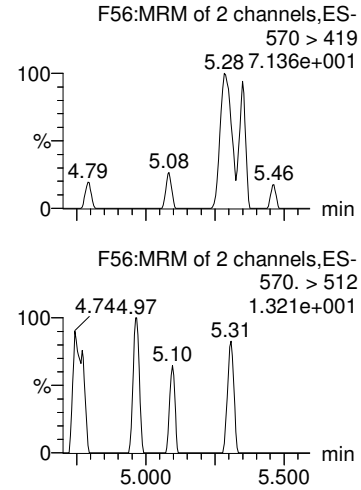

13C2-PFDA-EIS

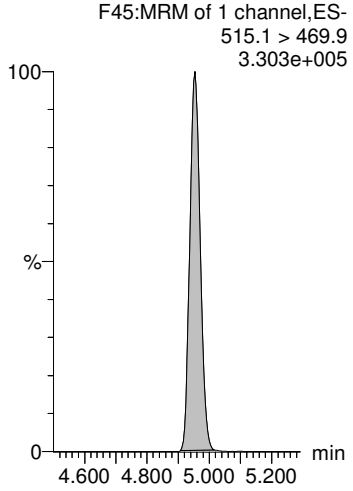

13C2-8:2 FTS-EIS

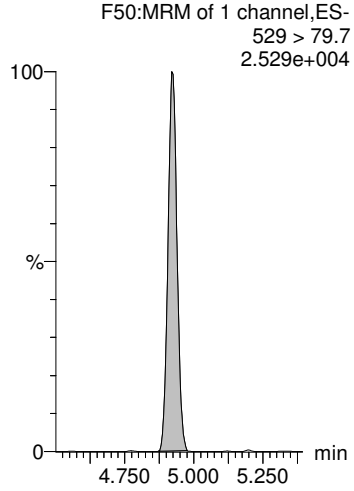

13C8-PFOS-EIS

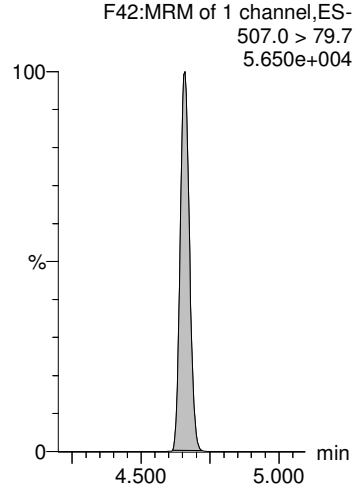

d3-N-MeFOSAA-EIS

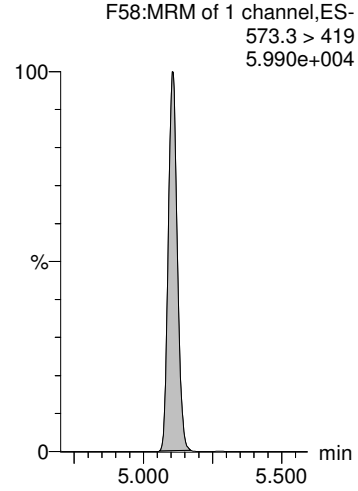

d3-N-MeFOSAA-EIS

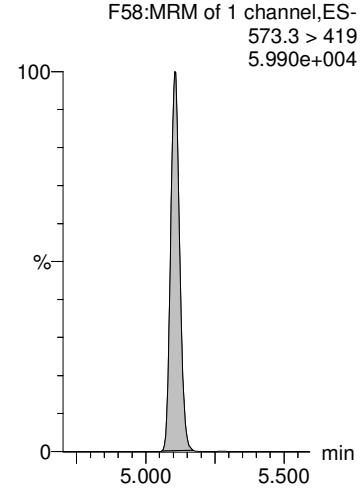

GM 3/31/2020

Dataset: P:\PFAS5.PRO\RESULTS\200330P1\200330P1-46.qld

Last Altered: Tuesday, March 31, 2020 14:55:56 Pacific Daylight Time
Printed: Tuesday, March 31, 2020 15:14:36 Pacific Daylight Time

Name: 200330P1-46, Date: 30-Mar-2020, Time: 23:15:54, ID: 2000512-11 SP-107 Dup 0.125, Description: SP-107 Dup

L-EtFOSAA

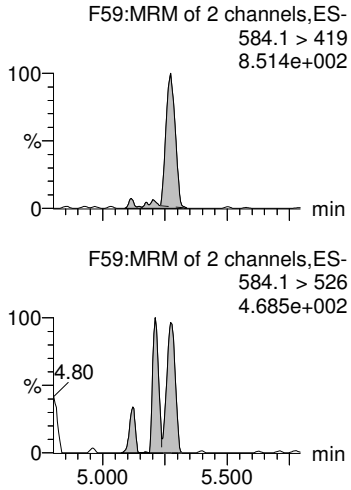

Total N-EtFOSAA

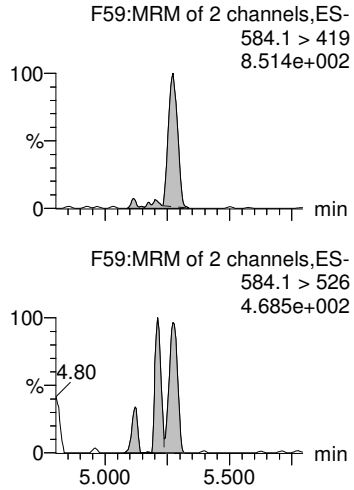

PFUdA

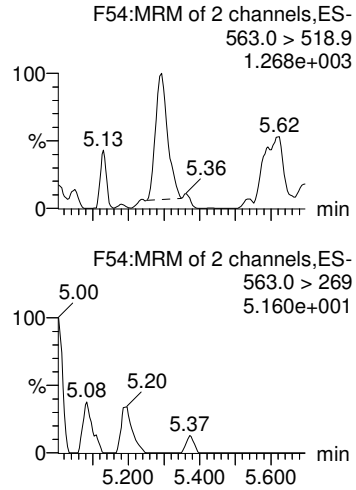

PFDS

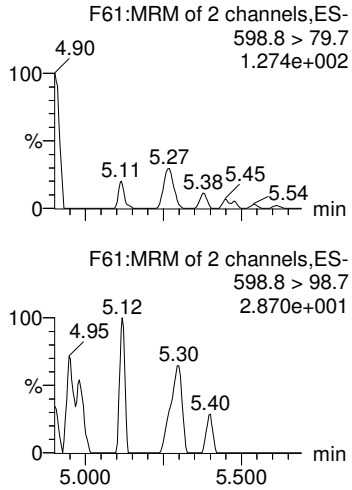

11Cl-PF30UdS

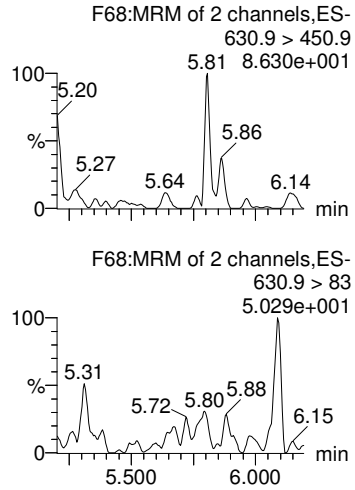

d5-N-EtFOSAA-EIS

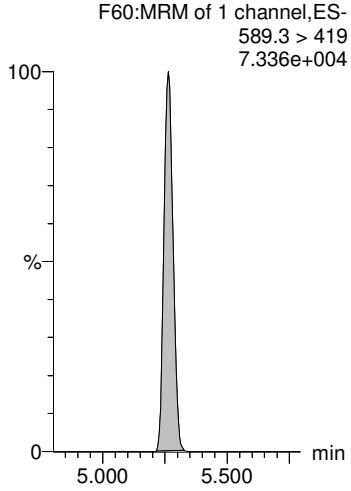

d5-N-EtFOSAA-EIS

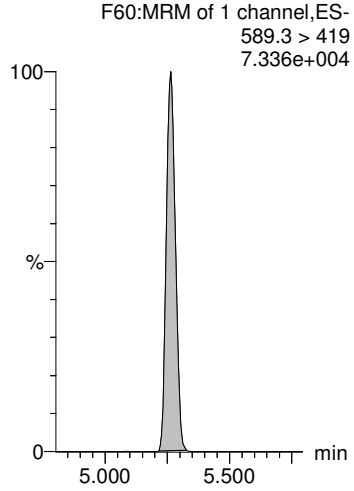

13C2-PFUdA-EIS

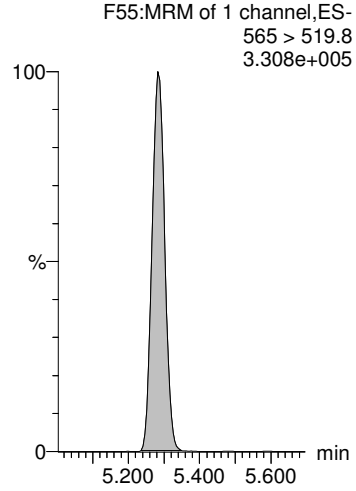

13C8-PFOS-EIS

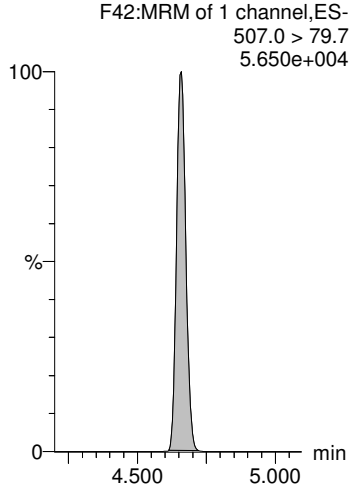

13C2-PFDoA-EIS

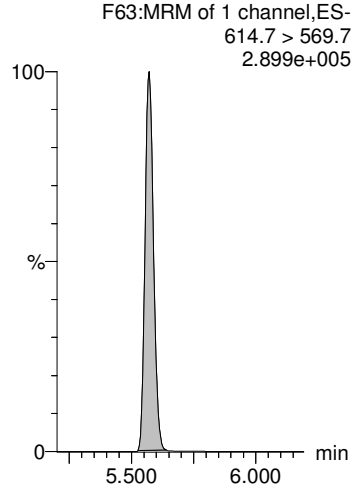

Dataset: P:\PFAS5.PRO\RESULTS\200330P1\200330P1-46.qld

Last Altered: Tuesday, March 31, 2020 14:55:56 Pacific Daylight Time
Printed: Tuesday, March 31, 2020 15:14:36 Pacific Daylight Time

Name: 200330P1-46, Date: 30-Mar-2020, Time: 23:15:54, ID: 2000512-11 SP-107 Dup 0.125, Description: SP-107 Dup

10:2 FTS

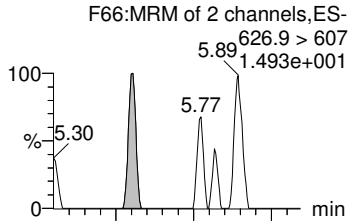

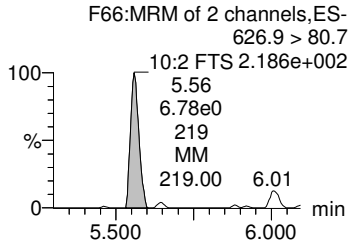

PFDoA

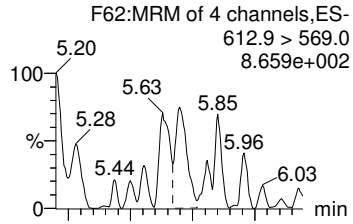

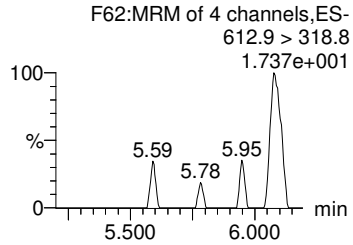

N-MeFOSA

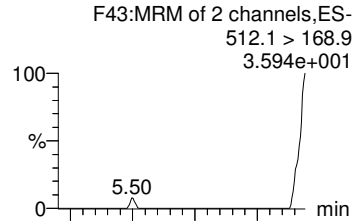

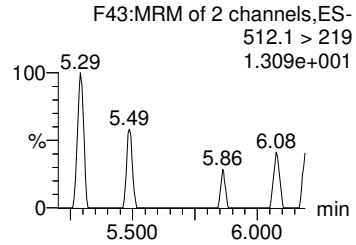

PFTrDA

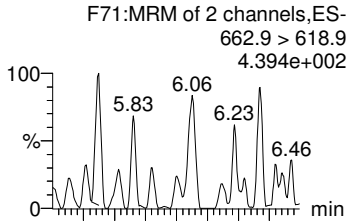

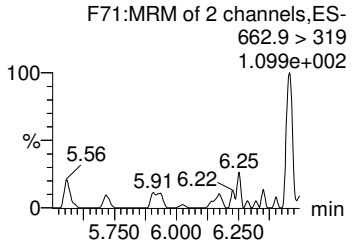

PFDoS

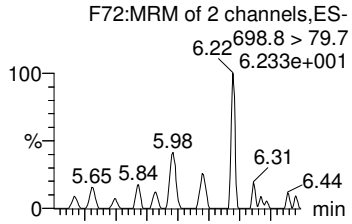

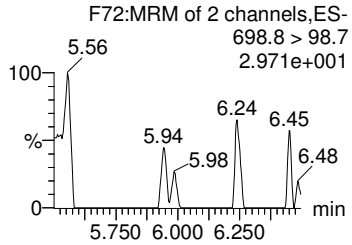

13C2-10:2 FTS-EIS

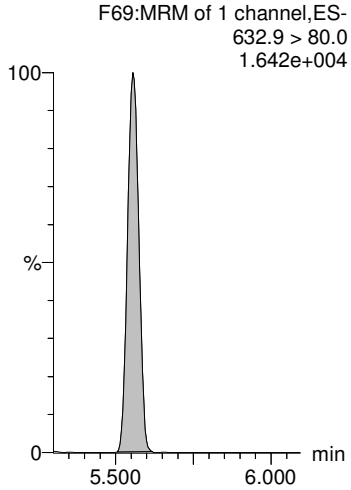

13C2-PFDoA-EIS

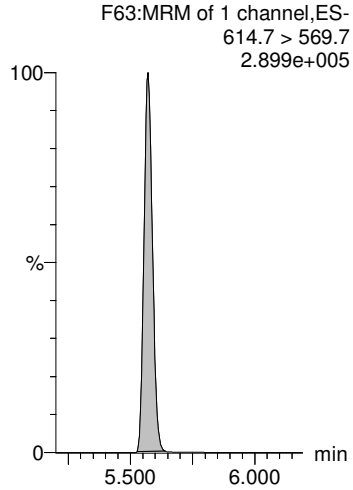

d3-N-MeFOSA-EIS

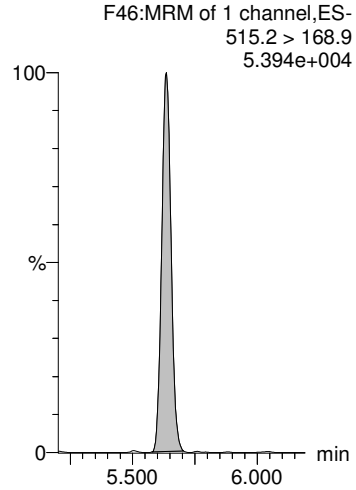

13C2-PFDoA-EIS

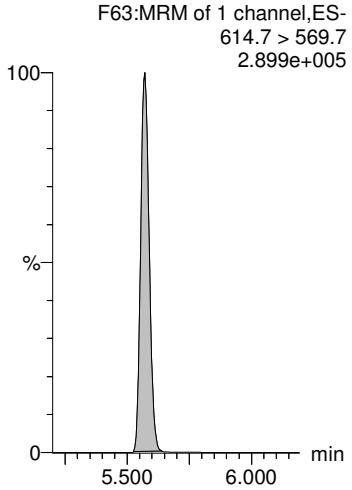

13C2-PFTeDA-EIS

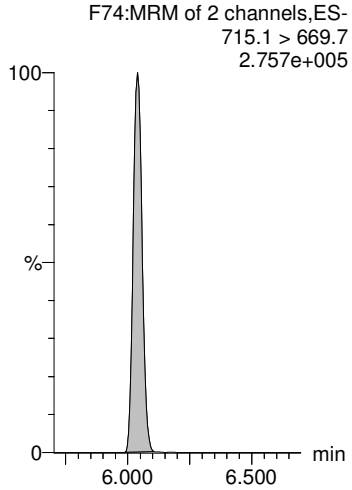

GM 3/31/2020

Dataset: P:\PFAS5.PRO\RESULTS\200330P1\200330P1-46.qld

Last Altered: Tuesday, March 31, 2020 14:55:56 Pacific Daylight Time
Printed: Tuesday, March 31, 2020 15:14:36 Pacific Daylight Time

Name: 200330P1-46, Date: 30-Mar-2020, Time: 23:15:54, ID: 2000512-11 SP-107 Dup 0.125, Description: SP-107 Dup

PFTeDA

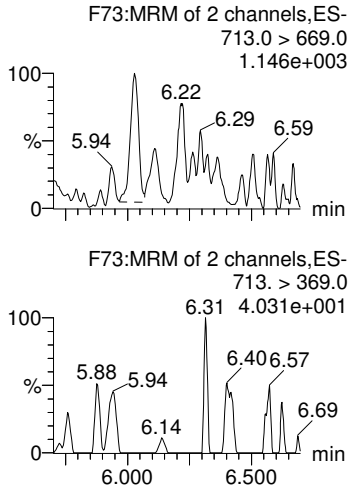

N-EtFOSA

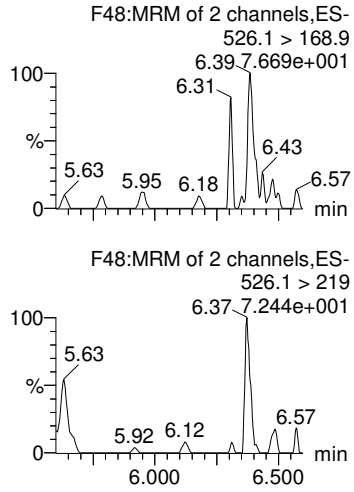

PFHxDA

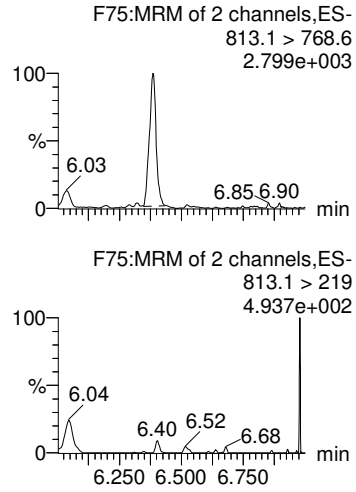

PFODA

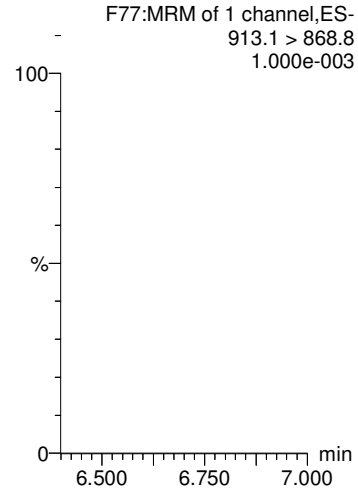

N-MeFOSE

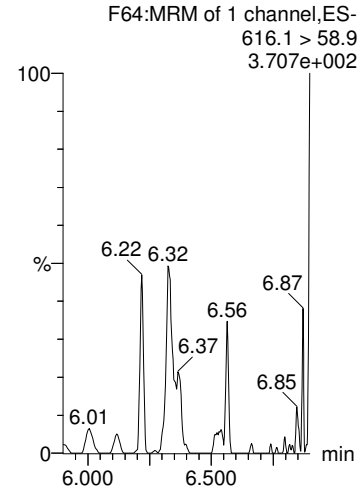

13C2-PFTeDA-EIS

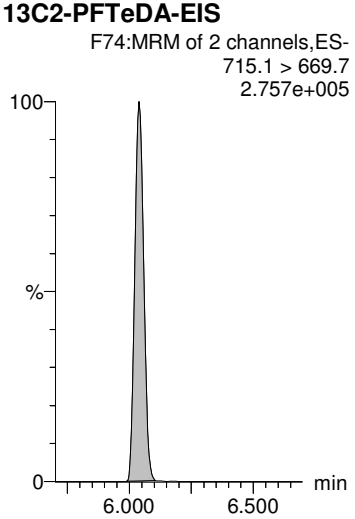

d5-N-ETFOSA-EIS

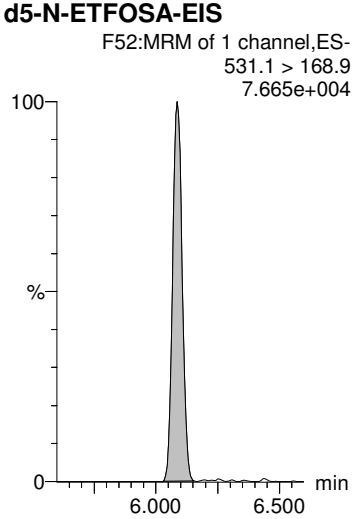

13C2-PFHxDA-EIS

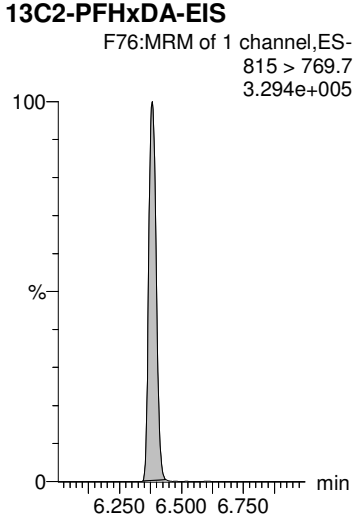

13C2-PFHxDA-EIS

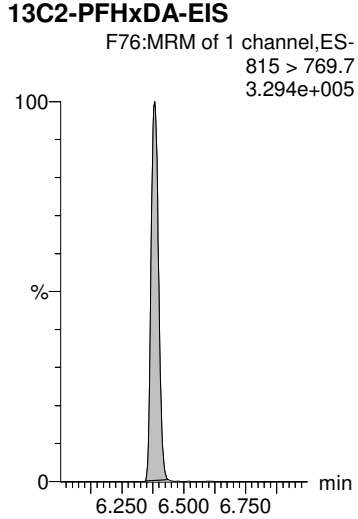

d7-N-MeFOSE-EIS

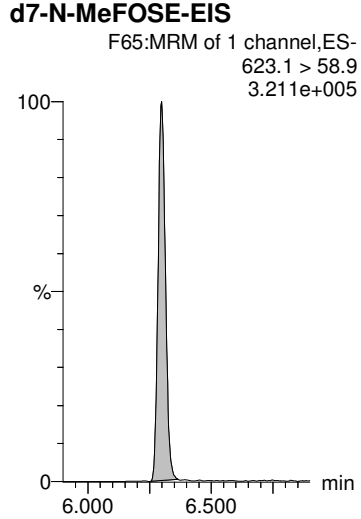

GM 3/31/2020

Dataset: P:\PFAS5.PRO\RESULTS\200330P1\200330P1-46.qld

Last Altered: Tuesday, March 31, 2020 14:55:56 Pacific Daylight Time
Printed: Tuesday, March 31, 2020 15:14:36 Pacific Daylight Time

Name: 200330P1-46, Date: 30-Mar-2020, Time: 23:15:54, ID: 2000512-11 SP-107 Dup 0.125, Description: SP-107 Dup

N-EtFOSE

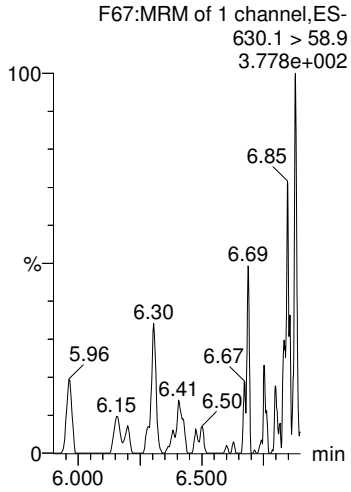

TDCA

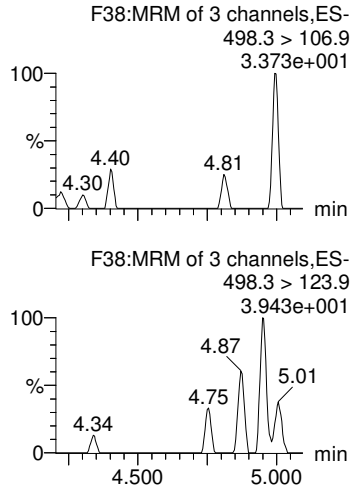

13C4-PFBA

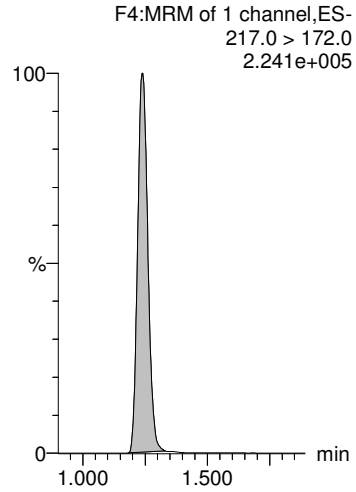

13C8-PFOA

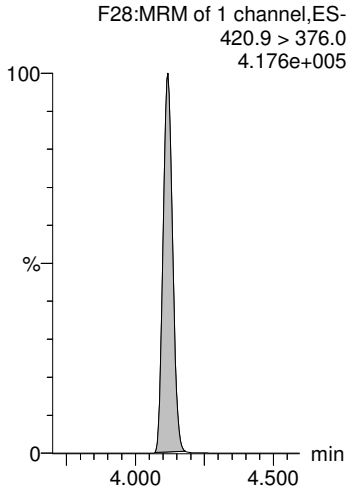

13C5-PFHxA

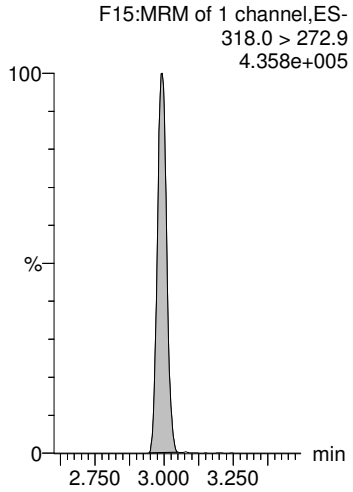

d9-N-EtFOSE-EIS

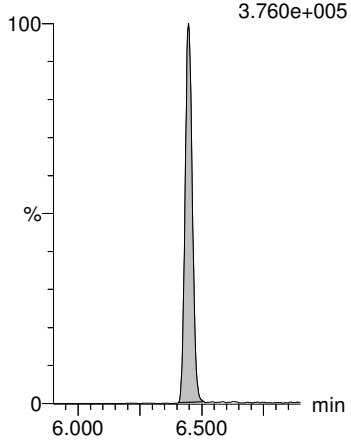

13C8-PFOS-EIS

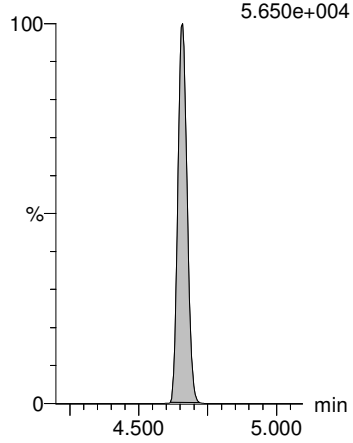

18O2-PFHxS

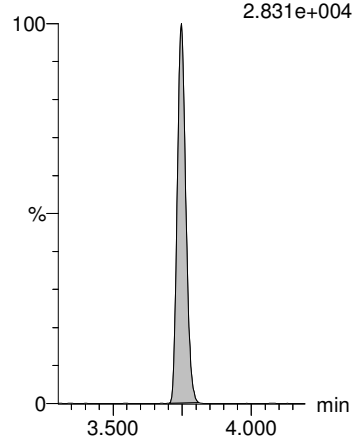

13C4-PFOS

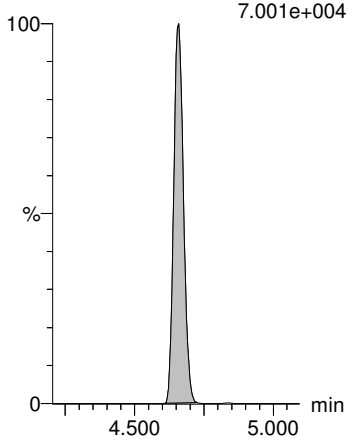

13C6-PFDA

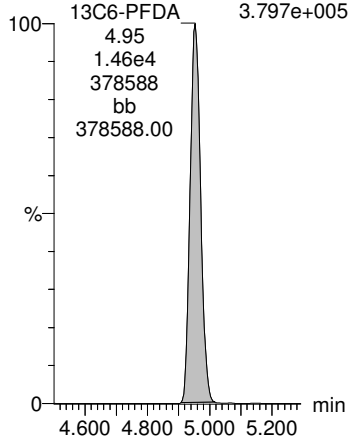

GM 3/31/2020

Dataset: P:\PFAS5.PRO\RESULTS\200330P1\200330P1-46.qld

Last Altered: Tuesday, March 31, 2020 14:55:56 Pacific Daylight Time
Printed: Tuesday, March 31, 2020 15:14:36 Pacific Daylight Time

Name: 200330P1-46, Date: 30-Mar-2020, Time: 23:15:54, ID: 2000512-11 SP-107 Dup 0.125, Description: SP-107 Dup

13C9-PFNA

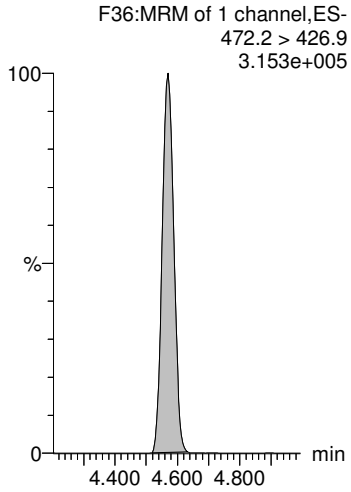

13C7-PFUdA

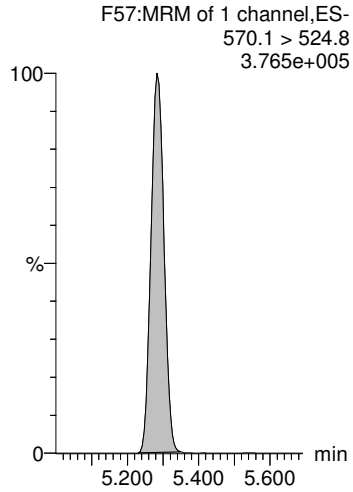

GM 3/31/2020

Dataset: P:\PFAS5.PRO\RESULTS\200330P1\200330P1-50.qld

Last Altered: Tuesday, March 31, 2020 14:59:25 Pacific Daylight Time
Printed: Tuesday, March 31, 2020 15:05:04 Pacific Daylight Time

Name: 200330P1-50, Date: 30-Mar-2020, Time: 23:57:56, ID: 2000512-12 SP-104 0.125, Description: SP-104

	#	Name	Trace	Area	IS Area	wt/vol	Pred.RT	RT	Response	Conc.	%Rec	Ion Ratio	Ratio Out?
1	1	PFBA	213.0 > 168.8	312.813	4645.490	0.115	1.24	1.24	0.842	6.589			
2	4	PFPeA	263.1 > 218.9	826.656	8423.833	0.115	2.18	2.18	1.227	11.00			
3	5	PFBS	299.0 > 79.7		1004.549	0.115	2.46						YES
4	6	4:2 FTS	327.0 > 307		1281.474	0.115	2.91						YES
5	7	PFHxA	313.0 > 269.0	527.146	15847.464	0.115	2.99	2.99	0.416	3.765		21.240	NO
6	47	13C3-PFBA-EIS	216.1 > 171.8	4645.490		0.115	1.24	1.24	4645.490	77.23	70.9		
7	49	13C3-PFPeA-EIS	266.0 > 221.8	8423.833		0.115	2.23	2.18	8423.833	76.02	69.7		
8	51	13C3-PFBS-EIS	302.0 > 98.8	1004.549		0.115	2.58	2.46	1004.549	82.99	76.1		
9	55	13C2-4:2 FTS-EIS	329.0 >79.7	1281.474		0.115	2.99	2.91	1281.474	81.93	75.2		
10	57	13C2-PFHxA-EIS	315.0 > 270.0	15847.464		0.115	2.99	2.99	15847.464	79.29	72.8		
11	-1												
12	8	PFPeS	349.>79.7		1004.549	0.115	3.20						YES
13	9	HFPO-DA	285.1 > 168.9		3069.456	0.115	3.21						YES
14	11	PFHpA	363.0 > 318.9	423.798	10246.969	0.115	3.61	3.60	0.517	3.608		86.702	YES
15	13	L-PFHxS	398.9 > 79.7	100.593	2195.990	0.115	3.75	3.75	0.573	5.271		2.164	NO
16	1...	Total PFHxS	398.9 > 79.7	100.593	2195.990	0.115	3.93		0.573	5.271			
17	51	13C3-PFBS-EIS	302.0 > 98.8	1004.549		0.115	2.58	2.46	1004.549	82.99	76.1		
18	53	13C3-HFPO-DA-EIS	287.0 > 168.9	3069.456		0.115	3.30	3.21	3069.456	74.79	68.6		
19	59	13C4-PFHpA-EIS	367.2 > 321.8	10246.969		0.115	3.64	3.61	10246.969	82.82	76.0		
20	61	13C3-PFHxS-EIS	401.8 > 79.7	2195.990		0.115	3.75	3.75	2195.990	95.28	87.4		
21	61	13C3-PFHxS-EIS	401.8 > 79.7	2195.990		0.115	3.75	3.75	2195.990	95.28	87.4		
22	-1												
23	12	ADONA	376.8 > 250.9		10246.969	0.115	3.70						YES
24	15	6:2 FTS	427.0 > 407	24.600	1066.172	0.115	4.06	4.06	0.288	1.071		1.228	NO
25	16	L-PFOA	412.8 > 368.9	2484.161	13028.491	0.115	4.12	4.12	2.383	17.78		4.726	YES
26	1...	Total PFOA	412.8 > 368.9	2484.161	13028.491	0.115	4.60		2.383	17.78			
27	19	PFHpS	449.0 > 79.7	56.030	2579.592	0.115	4.27	4.24	0.272	3.172		2.322	NO
28	59	13C4-PFHpA-EIS	367.2 > 321.8	10246.969		0.115	3.64	3.61	10246.969	82.82	76.0		
29	63	13C2-6:2 FTS-EIS	429.0 >79.7	1066.172		0.115	4.12	4.06	1066.172	75.00	68.8		
30	69	13C2-PFOA-EIS	414.9 > 369.7	13028.491		0.115	4.12	4.12	13028.491	79.35	72.8		
31	69	13C2-PFOA-EIS	414.9 > 369.7	13028.491		0.115	4.12	4.12	13028.491	79.35	72.8		
32	71	13C8-PFOS-EIS	507.0 > 79.7	2579.592		0.115	4.66	4.66	2579.592	78.54	72.1		
33	-1												
34	21	PFNA	463.0 > 418.8	310.330	12284.721	0.115	4.57	4.57	0.316	1.977		34.098	YES
35	22	PFOSA	497.9 > 77.9	231.776	2660.517	0.115	4.62	4.62	1.089	12.02		28.650	NO
36	23	L-PFOS	498.9 > 79.7	6355.084	2579.592	0.115	4.66	4.66	30.795	285.9		2.210	NO

Dataset: P:\PFAS5.PRO\RESULTS\200330P1\200330P1-50.qld

Last Altered: Tuesday, March 31, 2020 14:59:25 Pacific Daylight Time
Printed: Tuesday, March 31, 2020 15:05:04 Pacific Daylight Time

Name: 200330P1-50, Date: 30-Mar-2020, Time: 23:57:56, ID: 2000512-12 SP-104 0.125, Description: SP-104

	#	Name	Trace	Area	IS Area	wt/vol	Pred.RT	RT	Response	Conc.	%Rec	Ion Ratio	Ratio Out?
37	1...	Total PFOS	498.9 > 79.7	6355.084	2579.592	0.115	4.60		30.795	285.9			
38	25	9Cl-PF30NS	531 > 351		2579.592	0.115	4.86						YES
39	65	13C5-PFNA-EIS	468.2 > 422.9	12284.721		0.115	4.57	4.57	12284.721	82.33	75.5		
40	67	13C8-PFOSA-EIS	506 > 78	2660.517		0.115	4.63	4.62	2660.517	65.19	59.8		
41	71	13C8-PFOS-EIS	507.0 > 79.7	2579.592		0.115	4.66	4.66	2579.592	78.54	72.1		
42	71	13C8-PFOS-EIS	507.0 > 79.7	2579.592		0.115	4.66	4.66	2579.592	78.54	72.1		
43	71	13C8-PFOS-EIS	507.0 > 79.7	2579.592		0.115	4.66	4.66	2579.592	78.54	72.1		
44	-1												
45	26	PFDA	513 > 468.8		13058.425	0.115	4.95						YES
46	27	8:2 FTS	526.9 > 506.8		927.121	0.115	4.92						YES
47	28	PFNS	549.1 > 79.7		2579.592	0.115	4.99						YES
48	29	L-MeFOSAA	570 > 419		2061.353	0.115	5.11						YES
49	1...	Total N-MeFOSAA	570. > 419	0.000	2061.353	0.115	5.19		0.000				
50	73	13C2-PFDA-EIS	515.1 > 469.9	13058.425		0.115	4.95	4.95	13058.425	80.49	73.9		
51	75	13C2-8:2 FTS-EIS	529 > 79.7	927.121		0.115	4.91	4.92	927.121	75.79	69.5		
52	71	13C8-PFOS-EIS	507.0 > 79.7	2579.592		0.115	4.66	4.66	2579.592	78.54	72.1		
53	77	d3-N-MeFOSAA-EIS	573.3 > 419	2061.353		0.115	5.11	5.11	2061.353	93.39	85.7		
54	77	d3-N-MeFOSAA-EIS	573.3 > 419	2061.353		0.115	5.11	5.11	2061.353	93.39	85.7		
55	-1												
56	31	L-EtFOSAA	584.1 > 419		3088.383	0.115	5.26						YES
57	1...	Total N-EtFOSAA	584.1 > 419	0.000	3088.383	0.115	5.37		0.000				
58	33	PFUdA	563.0 > 518.9		13252.127	0.115	5.28						YES
59	34	PFDS	598.8 > 79.7		2579.592	0.115	5.27						YES
60	35	11Cl-PF30UdS	630.9 > 450.9		12232.993	0.115	5.50						YES
61	81	d5-N-EtFOSAA-EIS	589.3 > 419	3088.383		0.115	5.25	5.26	3088.383	75.13	68.9		
62	81	d5-N-EtFOSAA-EIS	589.3 > 419	3088.383		0.115	5.25	5.26	3088.383	75.13	68.9		
63	79	13C2-PFUdA-EIS	565 > 519.8	13252.127		0.115	5.28	5.28	13252.127	69.67	63.9		
64	71	13C8-PFOS-EIS	507.0 > 79.7	2579.592		0.115	4.66	4.66	2579.592	78.54	72.1		
65	83	13C2-PFDoA-EIS	614.7 > 569.7	12232.993		0.115	5.55	5.57	12232.993	73.34	67.3		
66	-1												
67	36	10:2 FTS	626.9 > 607		765.987	0.115	5.55						YES
68	37	PFDoA	612.9 > 569.0		12232.993	0.115	5.57						YES
69	38	N-MeFOSA	512.1 > 168.9		4939.498	0.115	5.62						YES
70	39	PFTrDA	662.9 > 618.9		12232.993	0.115	5.82						YES
71	40	PFDoS	698.8 > 79.7		10636.654	0.115	5.85						YES
72	85	13C2-10:2 FTS-EIS	632.9 > 80.0	765.987		0.115	5.50	5.55	765.987	72.17	66.2		

GM 3/31/2020

Dataset: P:\PFAS5.PRO\RESULTS\200330P1\200330P1-50.qld

Last Altered: Tuesday, March 31, 2020 14:59:25 Pacific Daylight Time
Printed: Tuesday, March 31, 2020 15:05:04 Pacific Daylight Time

Name: 200330P1-50, Date: 30-Mar-2020, Time: 23:57:56, ID: 2000512-12 SP-104 0.125, Description: SP-104

	#	Name	Trace	Area	IS Area	wt/vol	Pred.RT	RT	Response	Conc.	%Rec	Ion Ratio	Ratio Out?
73	83	13C2-PFDoA-EIS	614.7 > 569.7	12232.993		0.115	5.55	5.57	12232.993	73.34	67.3		
74	87	d3-N-MeFOSA-EIS	515.2 > 168.9	4939.498		0.115	5.45	5.63	4939.498	335.3	25.8		
75	83	13C2-PFDoA-EIS	614.7 > 569.7	12232.993		0.115	5.55	5.57	12232.993	73.34	67.3		
76	89	13C2-PFTeDA-EIS	715.1 > 669.7	10636.654		0.115	5.98	6.04	10636.654	59.97	55.0		
77	-1												
78	41	PFTeDA	713.0 > 669.0		10636.654	0.115	6.04						YES
79	42	N-EtFOSA	526.1 > 168.9		7330.525	0.115	6.07						YES
80	43	PFHxDA	813.1 > 768.6		10160.570	0.115	6.38						YES
81	44	PFODA	913.1 > 868.8		10160.570	0.115	6.59						
82	45	N-MeFOSE	616.1 > 58.9		11717.641	0.115	6.30						
83	89	13C2-PFTeDA-EIS	715.1 > 669.7	10636.654		0.115	5.98	6.04	10636.654	59.97	55.0		
84	91	d5-N-ETFOSA-EIS	531.1 > 168.9	7330.525		0.115	5.81	6.09	7330.525	314.2	24.2		
85	93	13C2-PFHxDA-EIS	815 > 769.7	10160.570		0.115	6.26	6.38	10160.570	38.86	35.7		
86	93	13C2-PFHxDA-EIS	815 > 769.7	10160.570		0.115	6.26	6.38	10160.570	38.86	35.7		
87	95	d7-N-MeFOSE-EIS	623.1 > 58.9	11717.641		0.115	5.95	6.30	11717.641	584.3	44.9		
88	-1												
89	46	N-EtFOSE	630.1 > 58.9		12607.023	0.115	6.45						
90	1...	TDCA	498.3>106.9			0.115	4.04						YES
91	99	13C4-PFBA	217.0 > 172.0	10205.165	10205.165	0.115	1.27	1.24	12.500	109.0	100.0		
92	1...	13C8-PFOA	420.9 > 376.0	15789.255	15789.255	0.115	4.13	4.12	12.500	109.0	100.0		
93	1...	13C5-PFHxA	318.0 > 272.9	15911.314	15911.314	0.115	3.00	2.99	12.500	109.0	100.0		
94	97	d9-N-EtFOSE-EIS	639.2 > 58.8	12607.023		0.115	6.15	6.45	12607.023	577.0	44.4		
95	71	13C8-PFOS-EIS	507.0 > 79.7	2579.592		0.115	4.66	4.66	2579.592	78.54	72.1		
96	1...	18O2-PFHxS	403.0 > 102.6	823.254	823.254	0.115	3.76	3.75	12.500	109.0	100.0		
97	1...	13C4-PFOS	503 > 79.7	2632.845	2632.845	0.115	4.67	4.66	12.500	109.0	100.0		
98	1...	13C6-PFDA	519.1 > 473.7	14737.696	14737.696	0.115	4.96	4.95	12.500	109.0	100.0		
99	-1												
100	1...	13C9-PFNA	472.2 > 426.9	12547.369	12547.369	0.115	4.58	4.57	12.500	109.0	100.0		
101	1...	13C7-PFUdA	570.1 > 524.8	15529.754	15529.754	0.115	5.29	5.28	12.500	109.0	100.0		

GM 3/31/2020

Dataset: P:\PFAS5.PRO\RESULTS\200330P1\200330P1-50.qld

Last Altered: Tuesday, March 31, 2020 14:59:25 Pacific Daylight Time
Printed: Tuesday, March 31, 2020 15:05:04 Pacific Daylight Time

Method: P:\PFAS5.PRO\MethDB\NEW_PFAS_80C_033020.mdb 31 Mar 2020 14:33:38
Calibration: P:\PFAS5.PRO\CurveDB\C18_VAL-PFAS_Q5_03-30-20.cdb 31 Mar 2020 10:07:05

Name: 200330P1-50, Date: 30-Mar-2020, Time: 23:57:56, ID: 2000512-12 SP-104 0.125, Description: SP-104

PFBA

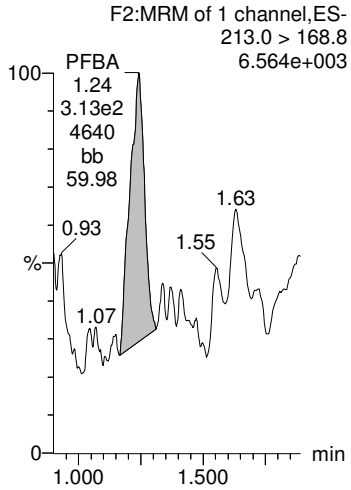

PFPeA

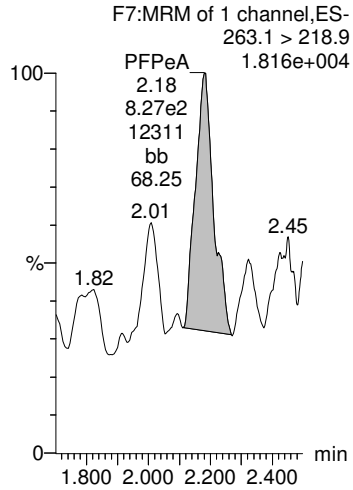

PFBS

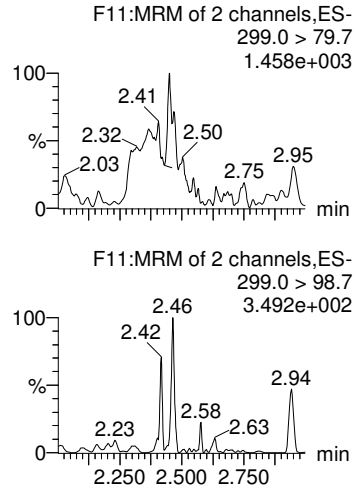

4:2 FTS

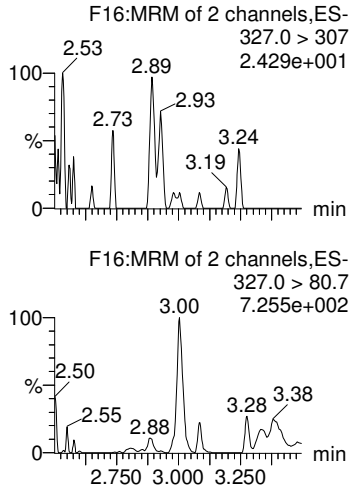

PFHxA

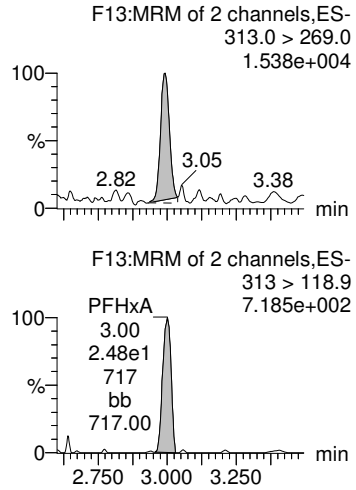

13C3-PFBA-EIS

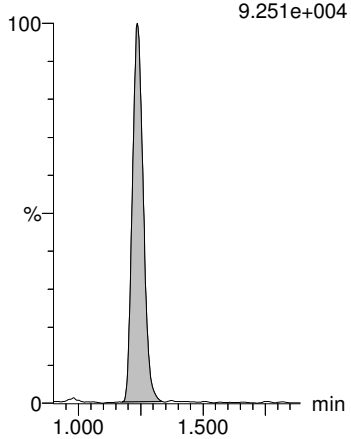

13C3-PFPeA-EIS

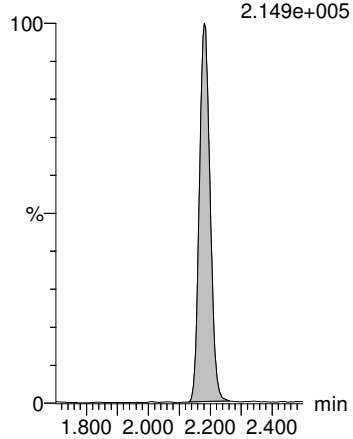

13C3-PFBS-EIS

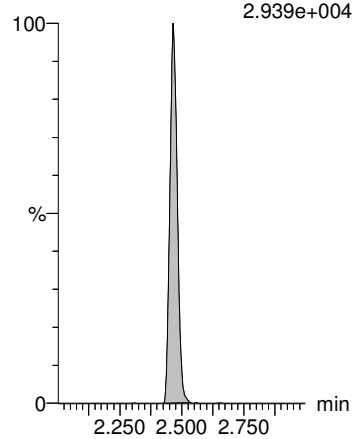

13C2-4:2 FTS-EIS

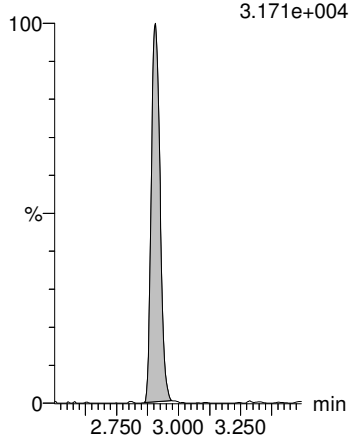

13C2-PFHxA-EIS

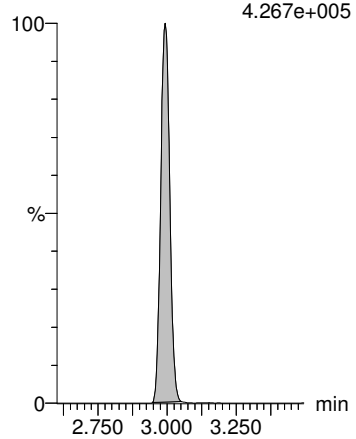

GM 3/31/2020

Dataset: P:\PFAS5.PRO\RESULTS\200330P1\200330P1-50.qld

Last Altered: Tuesday, March 31, 2020 14:59:25 Pacific Daylight Time
Printed: Tuesday, March 31, 2020 15:05:04 Pacific Daylight Time

Name: 200330P1-50, Date: 30-Mar-2020, Time: 23:57:56, ID: 2000512-12 SP-104 0.125, Description: SP-104

PFPeS

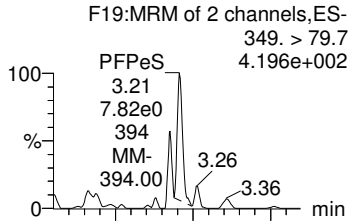

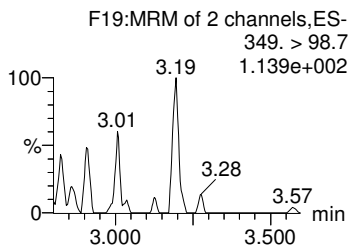

HFPO-DA

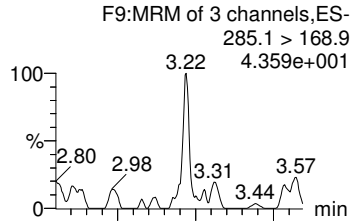

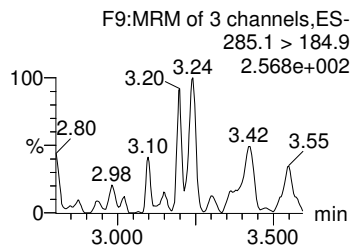

PFHpA

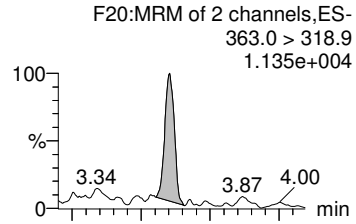

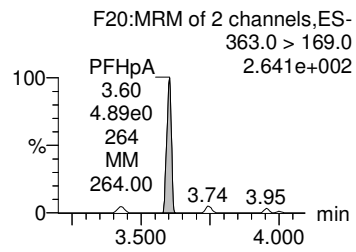

L-PFHxS

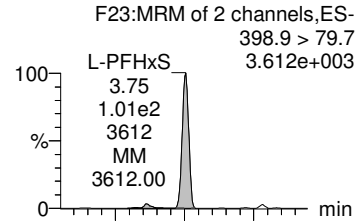

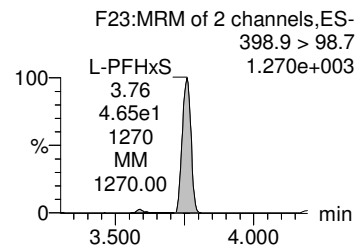

Total PFHxS

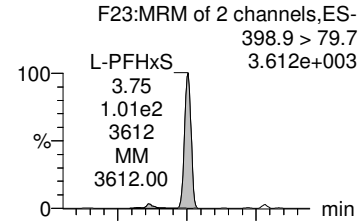

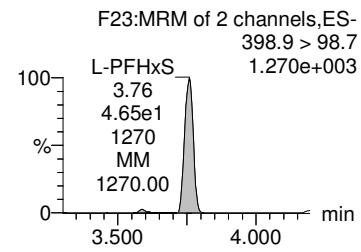

13C3-PFBS-EIS

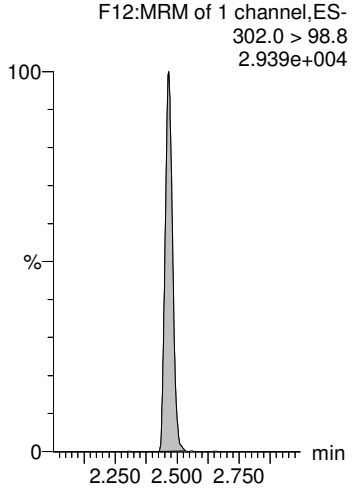

13C3-HFPO-DA-EIS

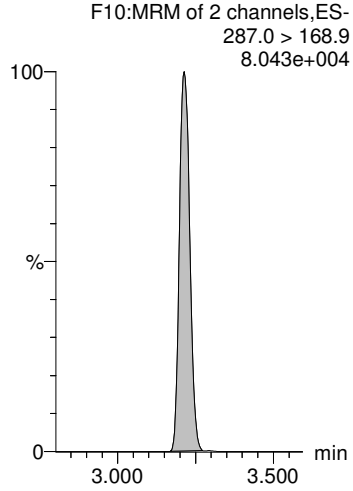

13C4-PFHpA-EIS

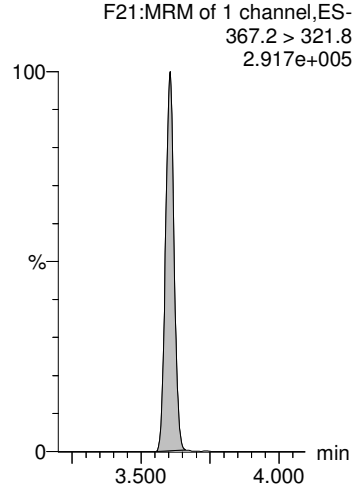

13C3-PFHxS-EIS

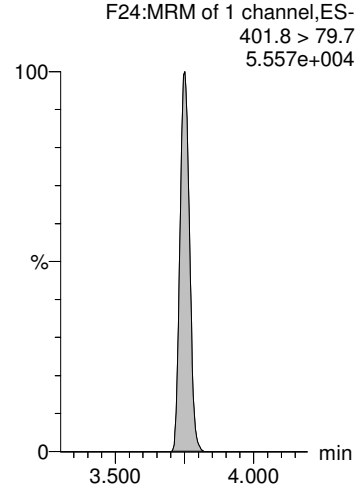

13C3-PFHxS-EIS

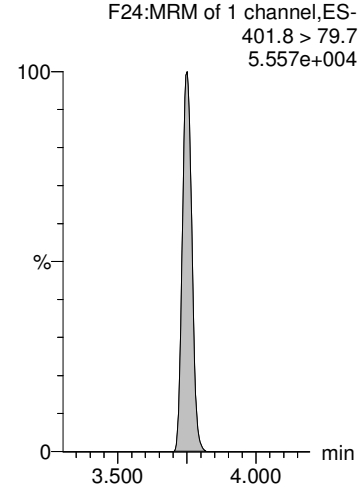

GM 3/31/2020

Dataset: P:\PFAS5.PRO\RESULTS\200330P1\200330P1-50.qld

Last Altered: Tuesday, March 31, 2020 14:59:25 Pacific Daylight Time
Printed: Tuesday, March 31, 2020 15:05:04 Pacific Daylight Time

Name: 200330P1-50, Date: 30-Mar-2020, Time: 23:57:56, ID: 2000512-12 SP-104 0.125, Description: SP-104

ADONA

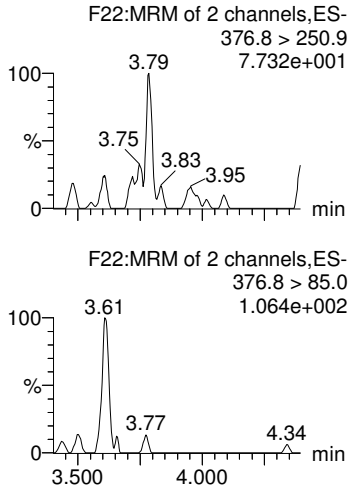

6:2 FTS

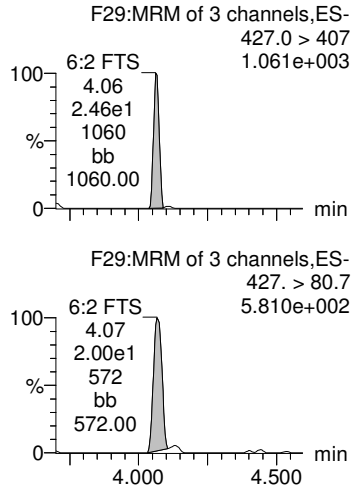

L-PFOA

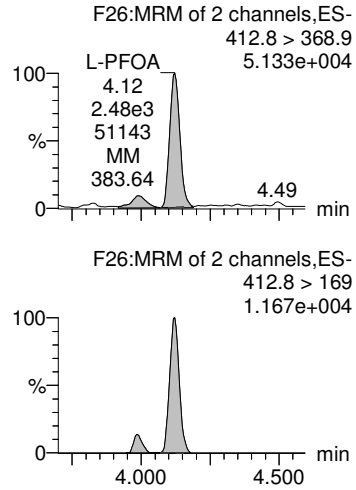

Total PFOA

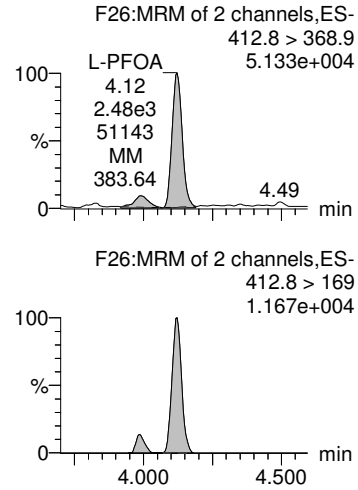

PFHpS

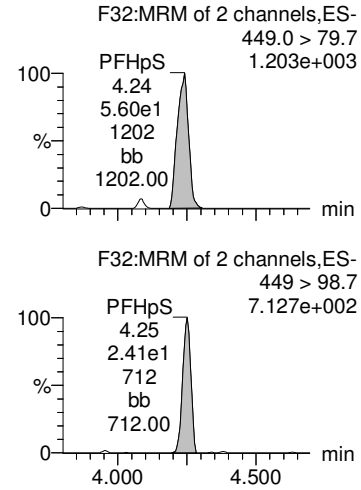

13C4-PFHpA-EIS

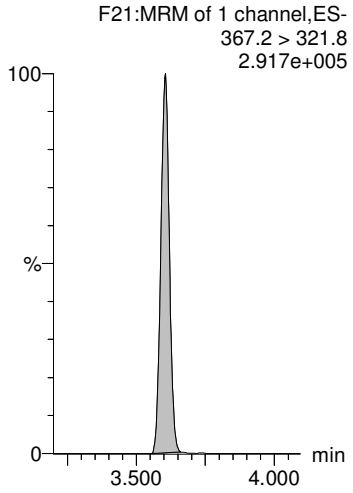

13C2-6:2 FTS-EIS

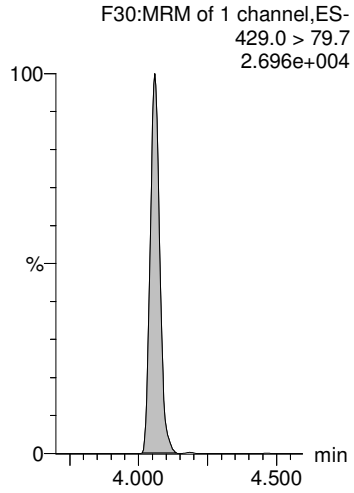

13C2-PFOA-EIS

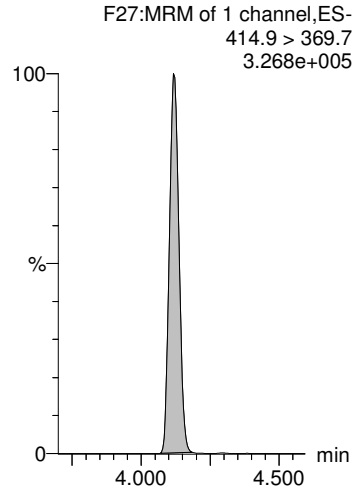

13C2-PFOA-EIS

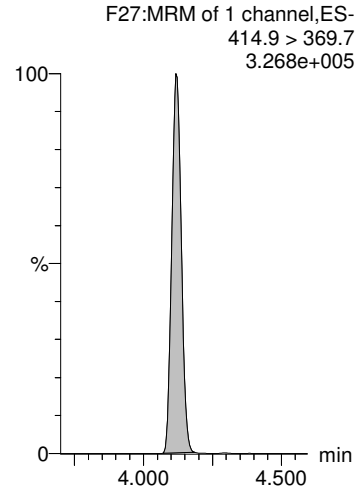

13C8-PFOS-EIS

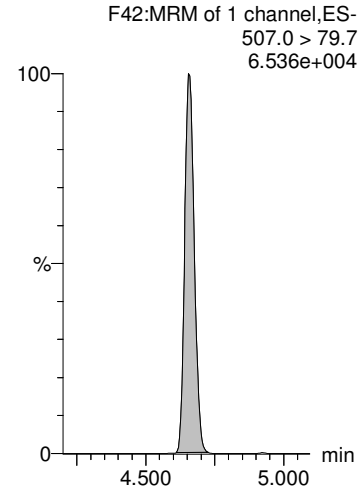

Dataset: P:\PFAS5.PRO\RESULTS\200330P1\200330P1-50.qld

Last Altered: Tuesday, March 31, 2020 14:59:25 Pacific Daylight Time
Printed: Tuesday, March 31, 2020 15:05:04 Pacific Daylight Time

Name: 200330P1-50, Date: 30-Mar-2020, Time: 23:57:56, ID: 2000512-12 SP-104 0.125, Description: SP-104

PFNA

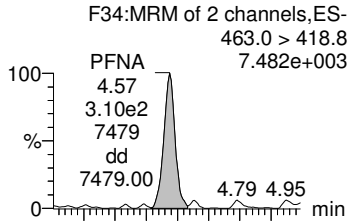

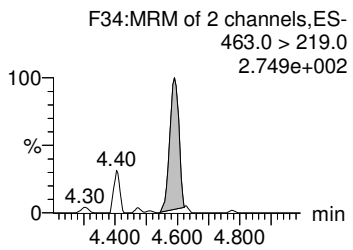

PFOSA

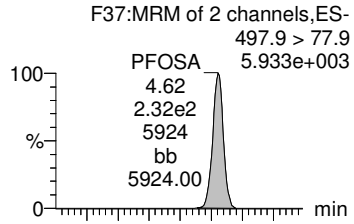

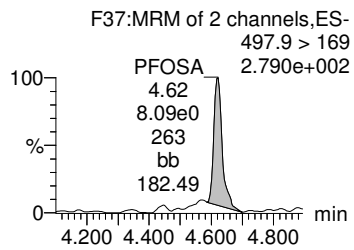

L-PFOS

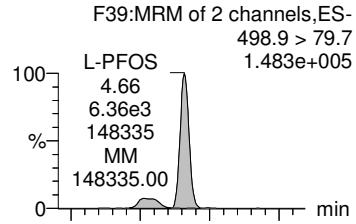

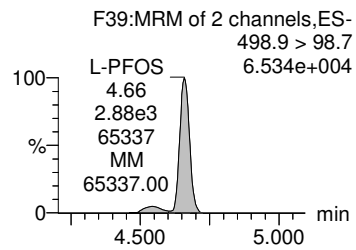

Total PFOS

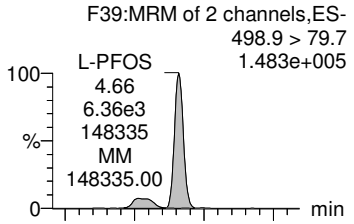

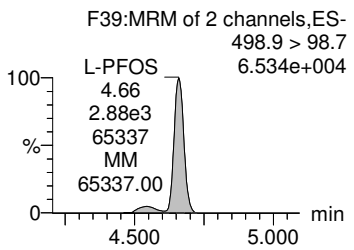

9Cl-PF30NS

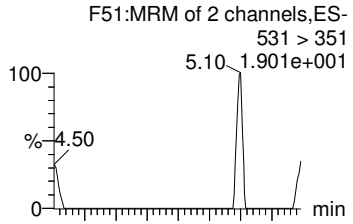

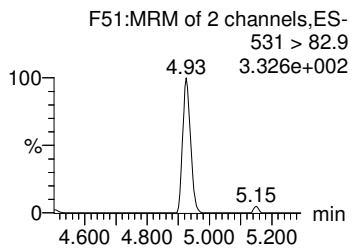

13C5-PFNA-EIS

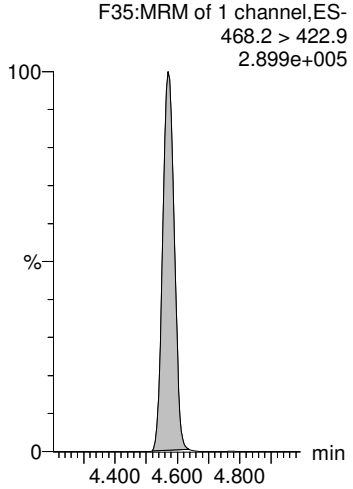

13C8-PFOSA-EIS

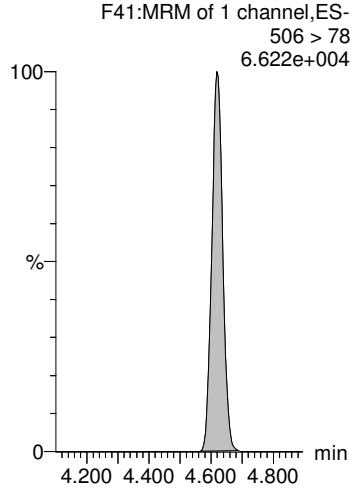

13C8-PFOS-EIS

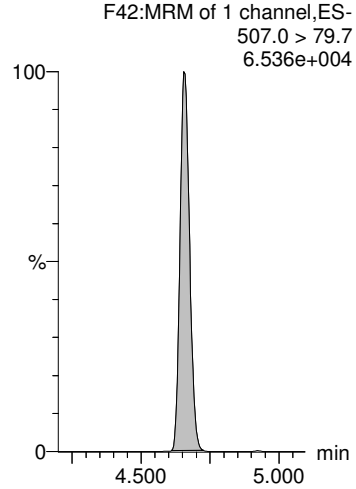

13C8-PFOS-EIS

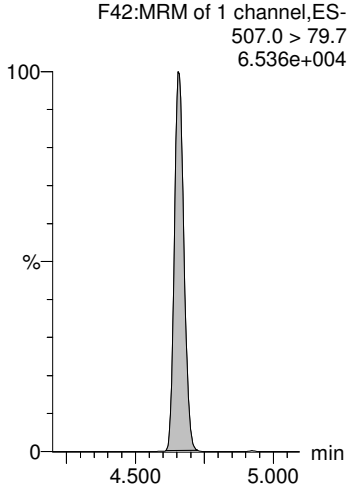

13C8-PFOS-EIS

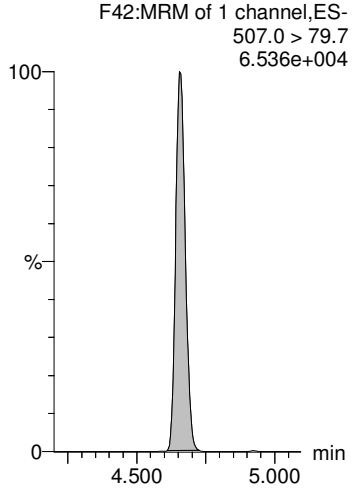

GM 3/31/2020

Dataset: P:\PFAS5.PRO\RESULTS\200330P1\200330P1-50.qld

Last Altered: Tuesday, March 31, 2020 14:59:25 Pacific Daylight Time
Printed: Tuesday, March 31, 2020 15:05:04 Pacific Daylight Time

Name: 200330P1-50, Date: 30-Mar-2020, Time: 23:57:56, ID: 2000512-12 SP-104 0.125, Description: SP-104

PFDA

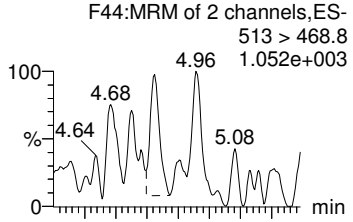

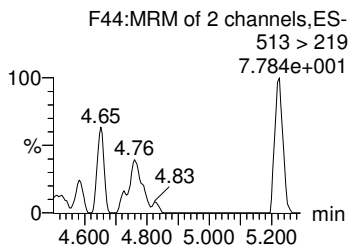

8:2 FTS

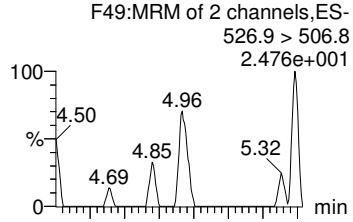

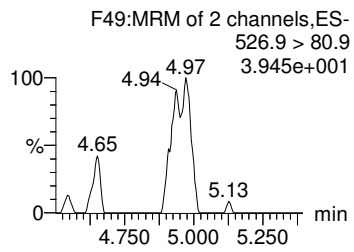

PFNS

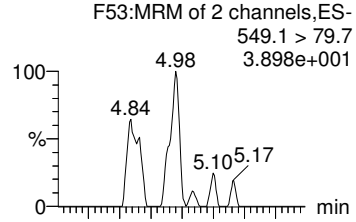

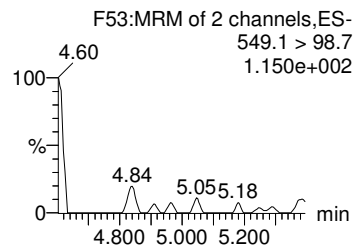

L-MeFOSAA

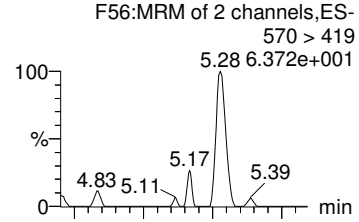

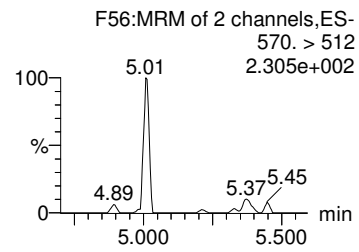

Total N-MeFOSAA

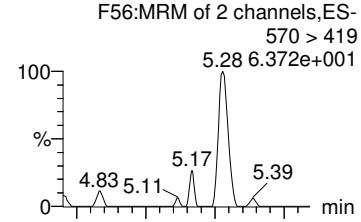

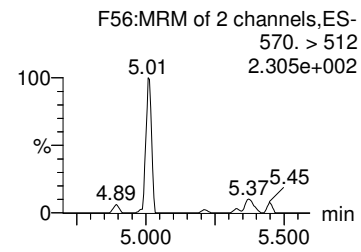

13C2-PFDA-EIS

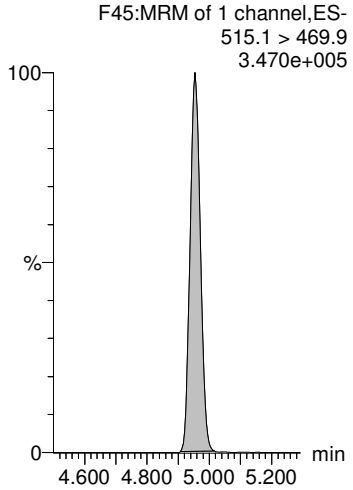

13C2-8:2 FTS-EIS

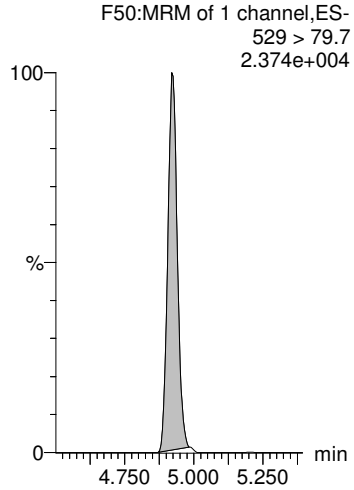

13C8-PFOS-EIS

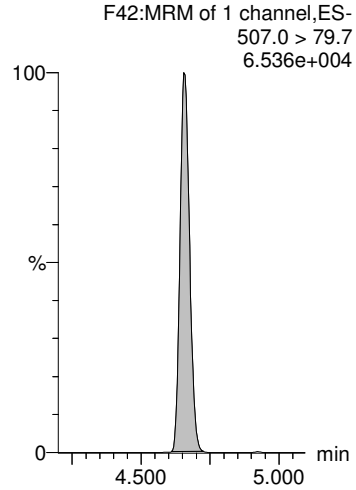

d3-N-MeFOSAA-EIS

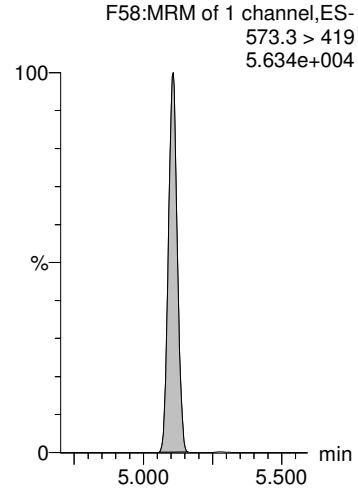

d3-N-MeFOSAA-EIS

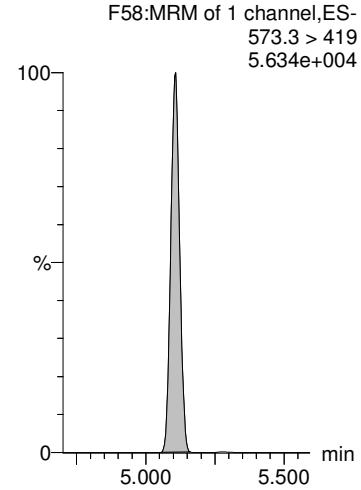

GM 3/31/2020

Dataset: P:\PFAS5.PRO\RESULTS\200330P1\200330P1-50.qld

Last Altered: Tuesday, March 31, 2020 14:59:25 Pacific Daylight Time
Printed: Tuesday, March 31, 2020 15:05:04 Pacific Daylight Time

Name: 200330P1-50, Date: 30-Mar-2020, Time: 23:57:56, ID: 2000512-12 SP-104 0.125, Description: SP-104

L-EtFOSAA

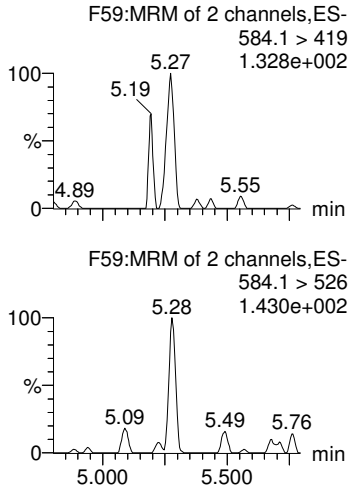

Total N-EtFOSAA

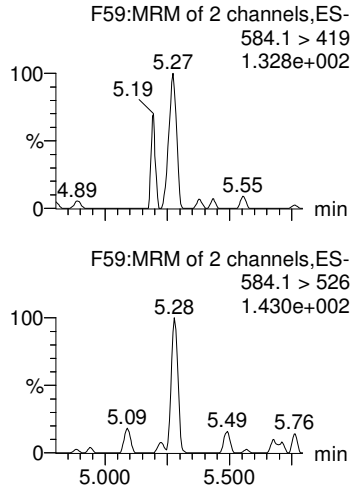

PFUdA

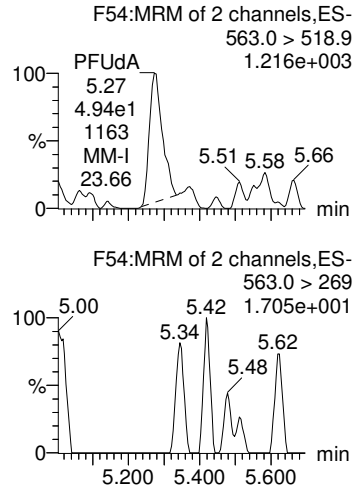

PFDS

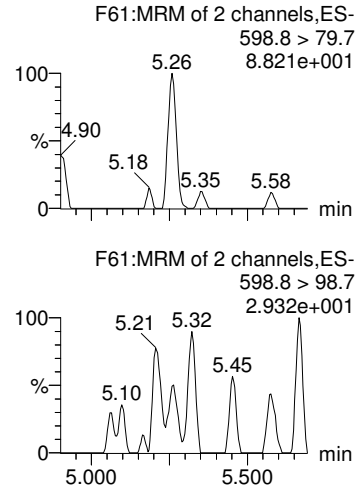

11Cl-PF30UdS

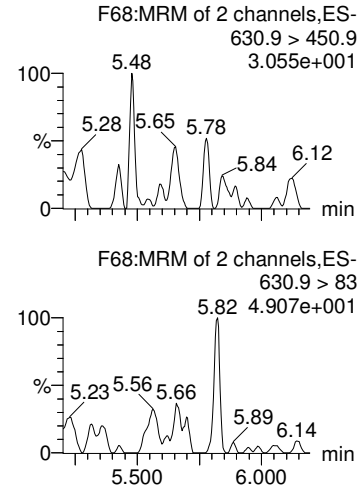

d5-N-EtFOSAA-EIS

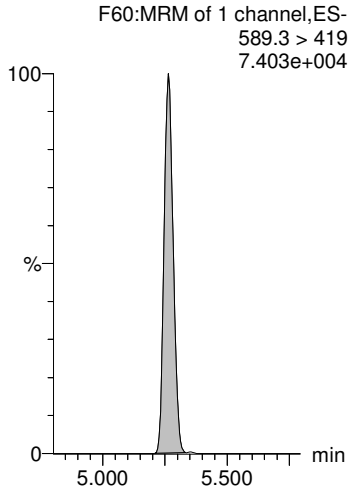

d5-N-EtFOSAA-EIS

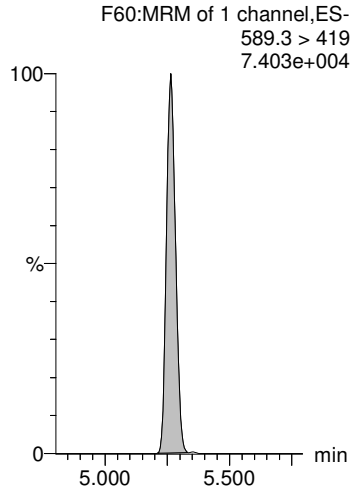

13C2-PFUdA-EIS

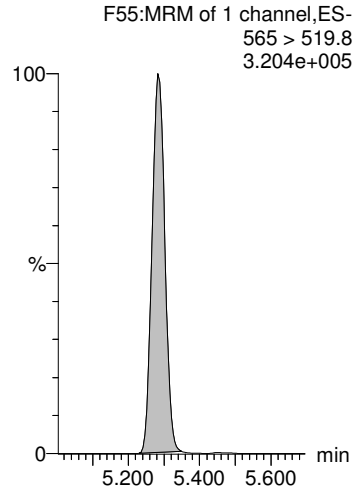

13C8-PFOS-EIS

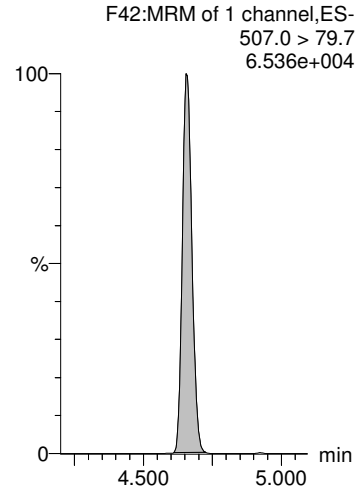

13C2-PFDoA-EIS

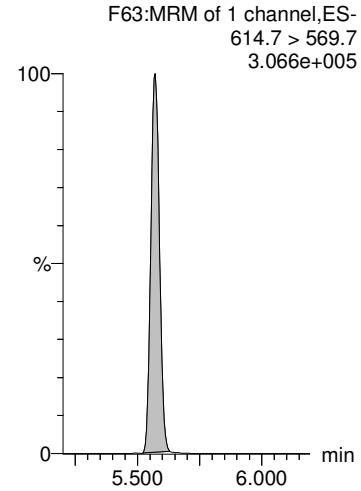

Dataset: P:\PFAS5.PRO\RESULTS\200330P1\200330P1-50.qld

Last Altered: Tuesday, March 31, 2020 14:59:25 Pacific Daylight Time
Printed: Tuesday, March 31, 2020 15:05:04 Pacific Daylight Time

Name: 200330P1-50, Date: 30-Mar-2020, Time: 23:57:56, ID: 2000512-12 SP-104 0.125, Description: SP-104

10:2 FTS

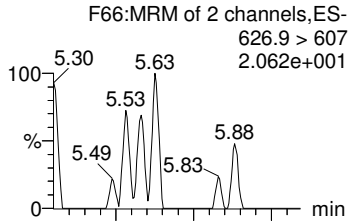

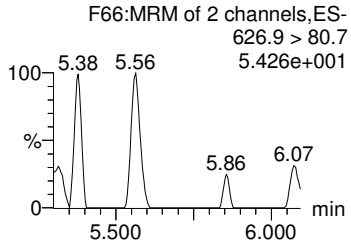

PFDoA

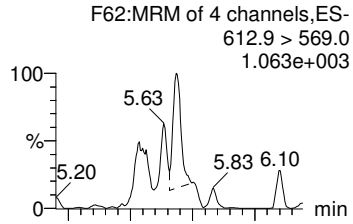

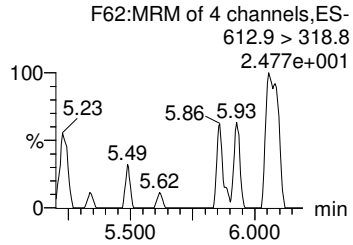

N-MeFOSA

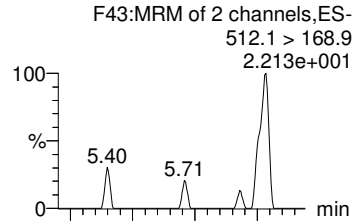

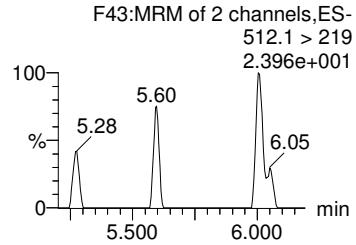

PFTrDA

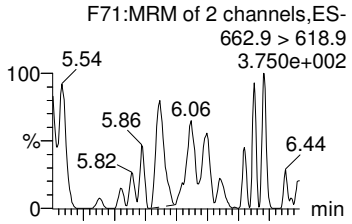

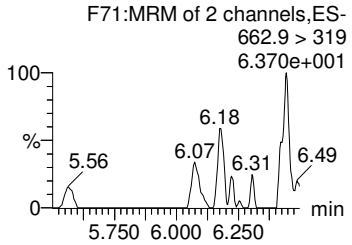

PFDoS

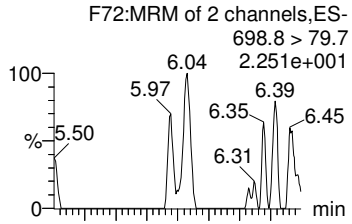

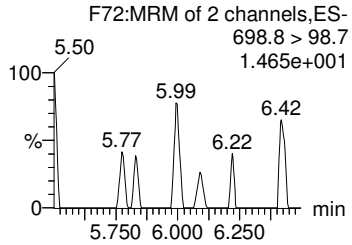

13C2-10:2 FTS-EIS

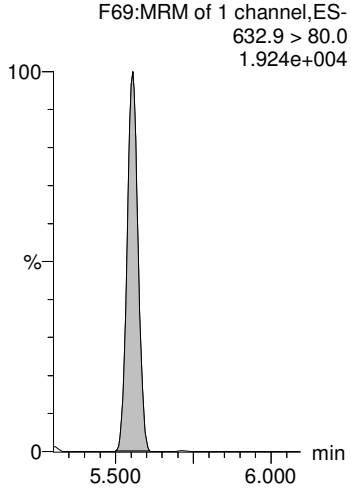

13C2-PFDoA-EIS

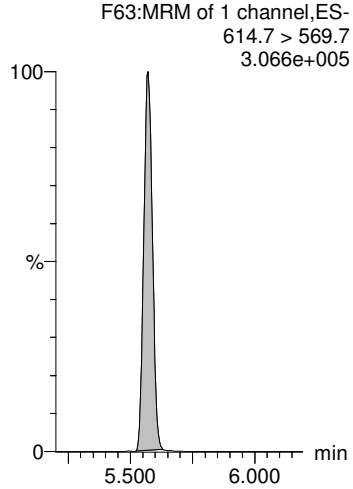

d3-N-MeFOSA-EIS

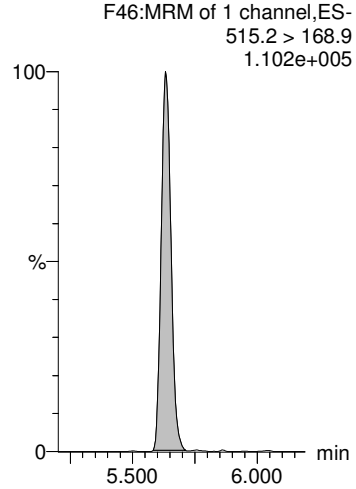

13C2-PFDoA-EIS

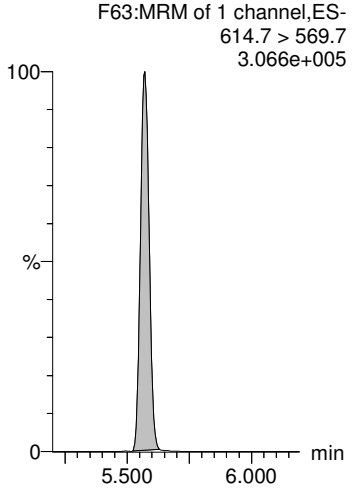

13C2-PFTeDA-EIS

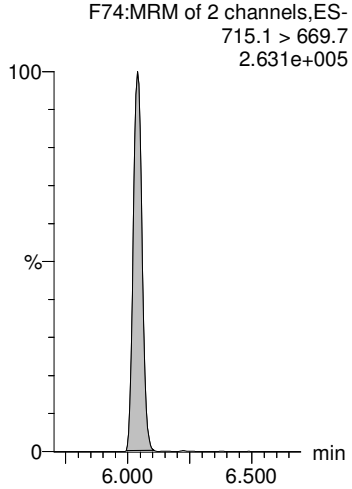

GM 3/31/2020

Dataset: P:\PFAS5.PRO\RESULTS\200330P1\200330P1-50.qld

Last Altered: Tuesday, March 31, 2020 14:59:25 Pacific Daylight Time
Printed: Tuesday, March 31, 2020 15:05:04 Pacific Daylight Time

Name: 200330P1-50, Date: 30-Mar-2020, Time: 23:57:56, ID: 2000512-12 SP-104 0.125, Description: SP-104

PFTeDA

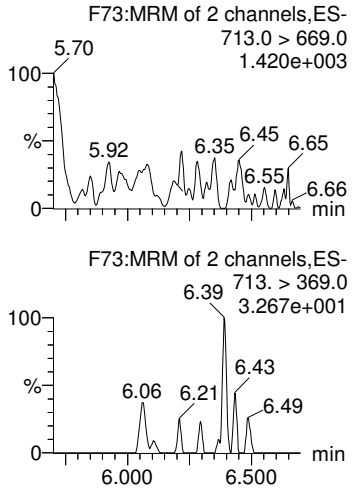

N-EtFOSA

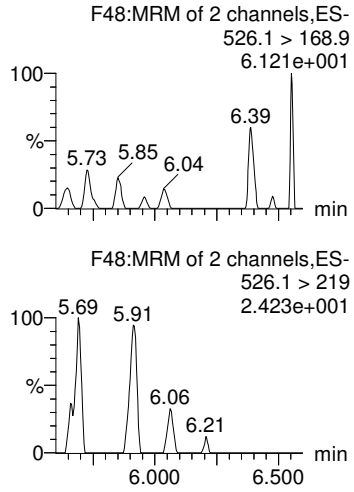

PFHxDA

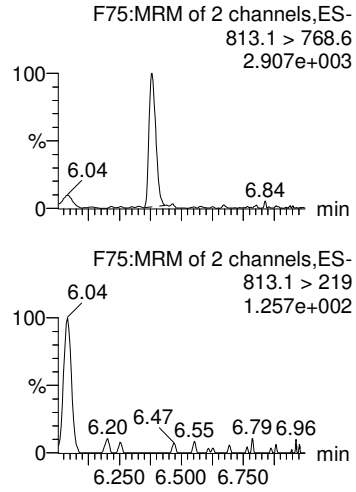

PFODA

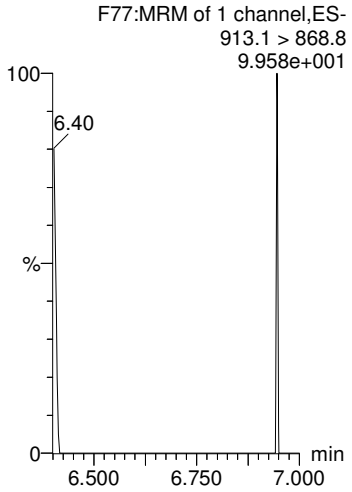

N-MeFOSE

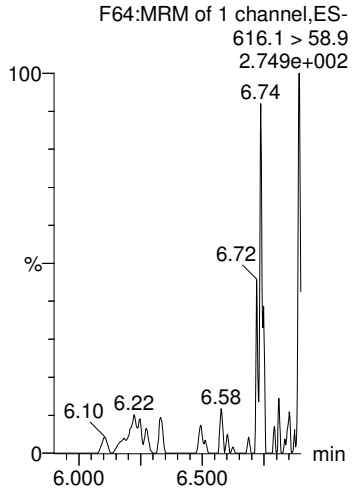

13C2-PFTeDA-EIS

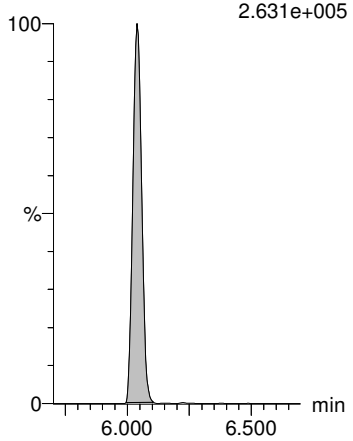

d5-N-ETFOSA-EIS

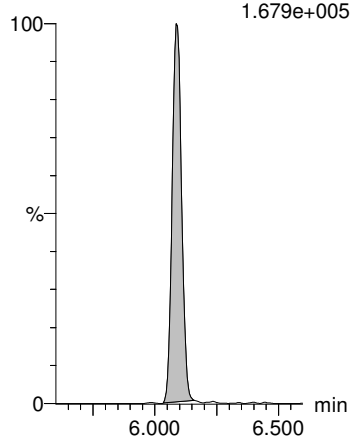

13C2-PFHxDA-EIS

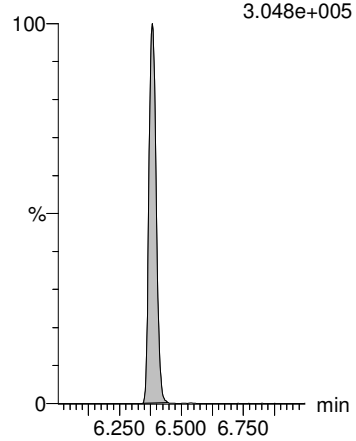

13C2-PFHxDA-EIS

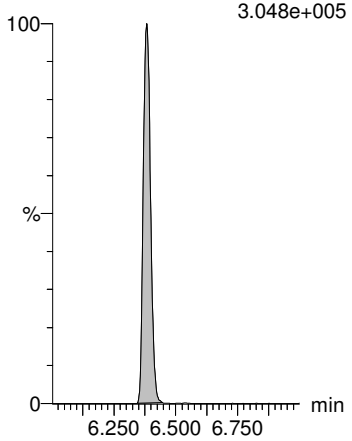

d7-N-MeFOSE-EIS

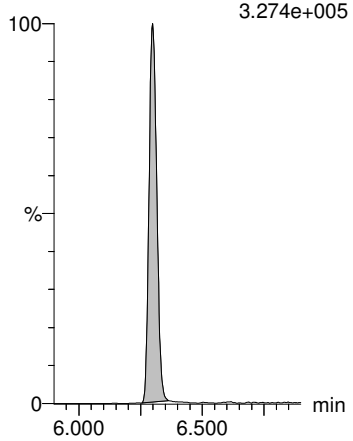

Dataset: P:\PFAS5.PRO\RESULTS\200330P1\200330P1-50.qld

Last Altered: Tuesday, March 31, 2020 14:59:25 Pacific Daylight Time
Printed: Tuesday, March 31, 2020 15:05:04 Pacific Daylight Time

Name: 200330P1-50, Date: 30-Mar-2020, Time: 23:57:56, ID: 2000512-12 SP-104 0.125, Description: SP-104

N-EtFOSE

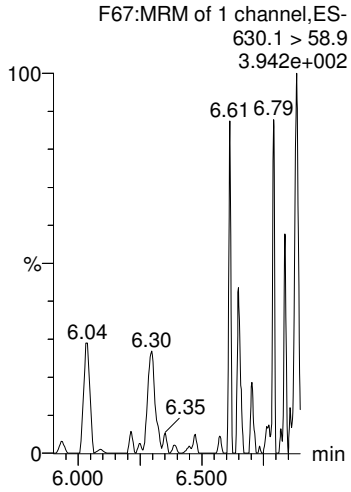

TDCA

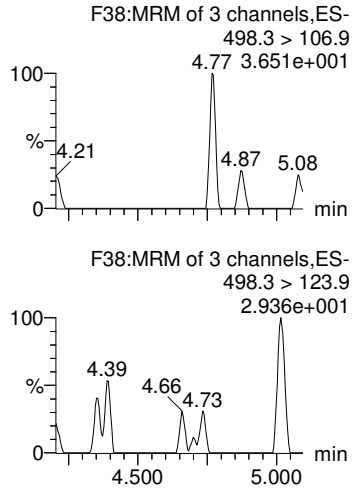

13C4-PFBA

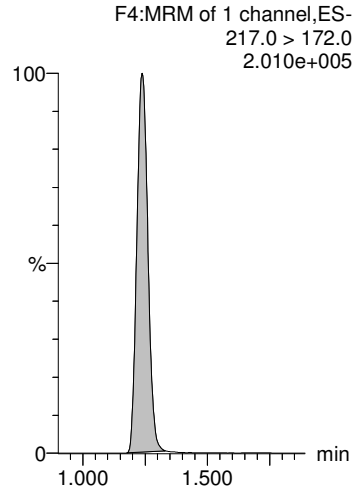

13C8-PFOA

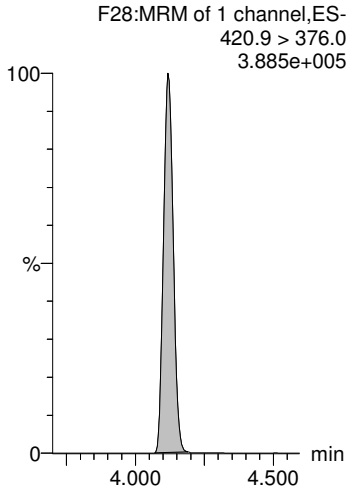

13C5-PFHxA

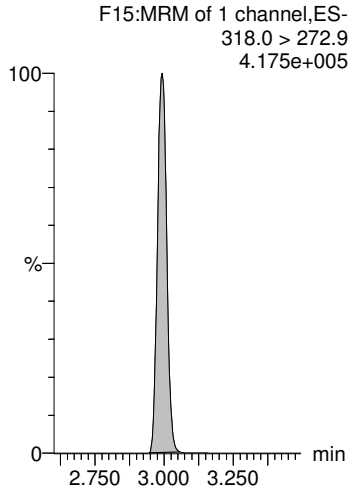

d9-N-EtFOSE-EIS

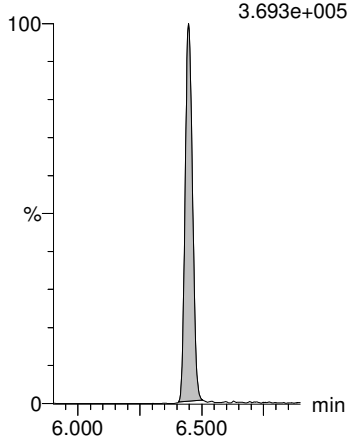

13C8-PFOS-EIS

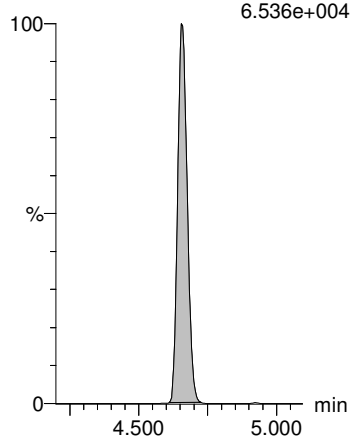

18O2-PFHxS

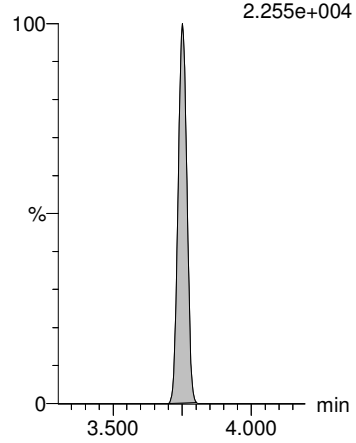

13C4-PFOS

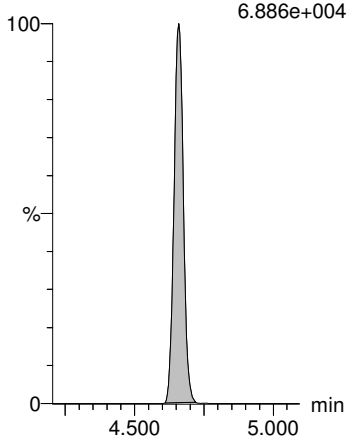

13C6-PFDA

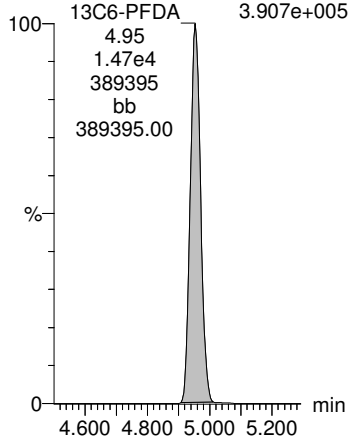

GM 3/31/2020

Dataset: P:\PFAS5.PRO\RESULTS\200330P1\200330P1-50.qld

Last Altered: Tuesday, March 31, 2020 14:59:25 Pacific Daylight Time
Printed: Tuesday, March 31, 2020 15:05:04 Pacific Daylight Time

Name: 200330P1-50, Date: 30-Mar-2020, Time: 23:57:56, ID: 2000512-12 SP-104 0.125, Description: SP-104

13C9-PFNA

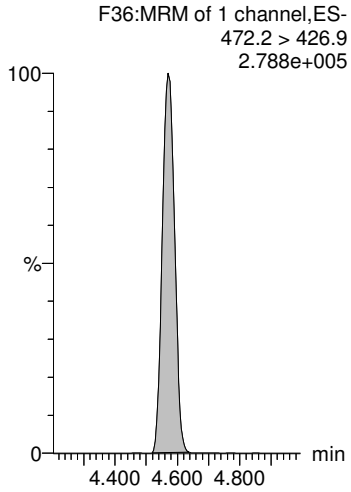

13C7-PFUdA

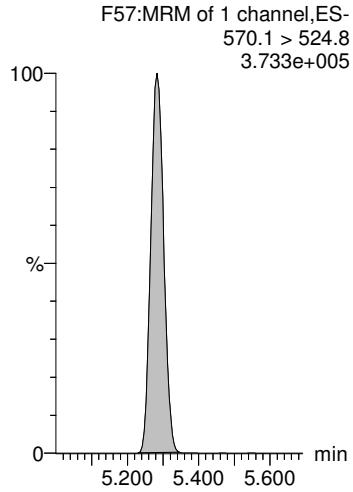

GM 3/31/2020

Dataset: P:\PFAS5.PRO\RESULTS\200330P1\200330P1-51.qld

Last Altered: Tuesday, March 31, 2020 15:03:07 Pacific Daylight Time
Printed: Tuesday, March 31, 2020 15:03:22 Pacific Daylight Time

Name: 200330P1-51, Date: 31-Mar-2020, Time: 00:08:27, ID: 2000512-13 SP-102 0.125, Description: SP-102

	#	Name	Trace	Area	IS Area	wt/vol	Pred.RT	RT	Response	Conc.	%Rec	Ion Ratio	Ratio Out?
1	1	PFBA	213.0 > 168.8	1954.556	5977.801	0.115	1.24	1.24	4.087	31.17			
2	4	PFPeA	263.1 > 218.9	2378.546	8811.597	0.115	2.18	2.18	3.374	30.03			
3	5	PFBS	299.0 > 79.7	189.017	1013.274	0.115	2.46	2.47	2.332	8.977		3.111	NO
4	6	4:2 FTS	327.0 > 307		1121.811	0.115	2.91						YES
5	7	PFHxA	313.0 > 269.0	3329.379	15193.136	0.115	2.99	2.99	2.739	27.18		16.257	NO
6	47	13C3-PFBA-EIS	216.1 > 171.8	5977.801		0.115	1.24	1.24	5977.801	99.12	91.2		
7	49	13C3-PFPeA-EIS	266.0 > 221.8	8811.597		0.115	2.23	2.18	8811.597	79.31	73.0		
8	51	13C3-PFBS-EIS	302.0 > 98.8	1013.274		0.115	2.57	2.46	1013.274	83.50	76.8		
9	55	13C2-4:2 FTS-EIS	329.0 >79.7	1121.811		0.115	2.99	2.91	1121.811	71.54	65.8		
10	57	13C2-PFHxA-EIS	315.0 > 270.0	15193.136		0.115	2.99	2.99	15193.136	75.82	69.7		
11	-1												
12	8	PFPeS	349.>79.7	142.551	1013.274	0.115	3.20	3.21	1.759	6.947		2.084	NO
13	9	HFPO-DA	285.1 > 168.9		3020.770	0.115	3.21						YES
14	11	PFHpA	363.0 > 318.9	1829.293	9421.262	0.115	3.61	3.61	2.427	17.63		17.673	NO
15	13	L-PFHxS	398.9 > 79.7	206.749	2100.250	0.115	3.75	3.75	1.231	10.67		2.054	NO
16	1...	Total PFHxS	398.9 > 79.7	206.749	2100.250	0.115	3.93		1.231	10.67			
17	51	13C3-PFBS-EIS	302.0 > 98.8	1013.274		0.115	2.57	2.46	1013.274	83.50	76.8		
18	53	13C3-HFPO-DA-EIS	287.0 > 168.9	3020.770		0.115	3.30	3.21	3020.770	73.41	67.5		
19	59	13C4-PFHpA-EIS	367.2 > 321.8	9421.262		0.115	3.64	3.61	9421.262	75.95	69.9		
20	61	13C3-PFHxS-EIS	401.8 > 79.7	2100.250		0.115	3.75	3.75	2100.250	90.89	83.6		
21	61	13C3-PFHxS-EIS	401.8 > 79.7	2100.250		0.115	3.75	3.75	2100.250	90.89	83.6		
22	-1												
23	12	ADONA	376.8 > 250.9		9421.262	0.115	3.70						YES
24	15	6:2 FTS	427.0 > 407		1145.614	0.115	4.06						YES
25	16	L-PFOA	412.8 > 368.9	8931.067	11574.396	0.115	4.12	4.12	9.645	73.03		2.559	NO
26	1...	Total PFOA	412.8 > 368.9	8931.067	11574.396	0.115	4.60		9.645	73.03			
27	19	PFHpS	449.0 > 79.7		2112.313	0.115	4.27						YES
28	59	13C4-PFHpA-EIS	367.2 > 321.8	9421.262		0.115	3.64	3.61	9421.262	75.95	69.9		
29	63	13C2-6:2 FTS-EIS	429.0 >79.7	1145.614		0.115	4.12	4.06	1145.614	80.38	73.9		
30	69	13C2-PFOA-EIS	414.9 > 369.7	11574.396		0.115	4.12	4.12	11574.396	70.31	64.7		
31	69	13C2-PFOA-EIS	414.9 > 369.7	11574.396		0.115	4.12	4.12	11574.396	70.31	64.7		
32	71	13C8-PFOS-EIS	507.0 > 79.7	2112.313		0.115	4.66	4.66	2112.313	64.14	59.0		
33	-1												
34	21	PFNA	463.0 > 418.8		11218.427	0.115	4.57						YES
35	22	PFOSA	497.9 > 77.9	55.055	2440.803	0.115	4.62	4.63	0.282	3.250		131.083	YES
36	23	L-PFOS	498.9 > 79.7	123.910	2112.313	0.115	4.66	4.51	0.733	7.841		8.433	YES

GM 3/31/2020

Dataset: P:\PFAS5.PRO\RESULTS\200330P1\200330P1-51.qld

Last Altered: Tuesday, March 31, 2020 15:03:07 Pacific Daylight Time
Printed: Tuesday, March 31, 2020 15:03:22 Pacific Daylight Time

Name: 200330P1-51, Date: 31-Mar-2020, Time: 00:08:27, ID: 2000512-13 SP-102 0.125, Description: SP-102

	#	Name	Trace	Area	IS Area	wt/vol	Pred.RT	RT	Response	Conc.	%Rec	Ion Ratio	Ratio Out?
37	1...	Total PFOS	498.9 > 79.7	123.910	2112.313	0.115	4.60		0.733	7.841			
38	25	9Cl-PF30NS	531 > 351		2112.313	0.115	4.86						YES
39	65	13C5-PFNA-EIS	468.2 > 422.9	11218.427		0.115	4.57	4.57	11218.427	74.99	69.0		
40	67	13C8-PFOSA-EIS	506 > 78	2440.803		0.115	4.63	4.62	2440.803	59.65	54.9		
41	71	13C8-PFOS-EIS	507.0 > 79.7	2112.313		0.115	4.66	4.66	2112.313	64.14	59.0		
42	71	13C8-PFOS-EIS	507.0 > 79.7	2112.313		0.115	4.66	4.66	2112.313	64.14	59.0		
43	71	13C8-PFOS-EIS	507.0 > 79.7	2112.313		0.115	4.66	4.66	2112.313	64.14	59.0		
44	-1												
45	26	PFDA	513 > 468.8		11989.300	0.115	4.95						YES
46	27	8:2 FTS	526.9 > 506.8		922.073	0.115	4.92						YES
47	28	PFNS	549.1 > 79.7		2112.313	0.115	4.99						YES
48	29	L-MeFOSAA	570 > 419		1979.340	0.115	5.11						YES
49	1...	Total N-MeFOSAA	570. > 419	0.000	1979.340	0.115	5.19		0.000				
50	73	13C2-PFDA-EIS	515.1 > 469.9	11989.300		0.115	4.95	4.95	11989.300	73.71	67.8		
51	75	13C2-8:2 FTS-EIS	529 > 79.7	922.073		0.115	4.91	4.92	922.073	75.18	69.2		
52	71	13C8-PFOS-EIS	507.0 > 79.7	2112.313		0.115	4.66	4.66	2112.313	64.14	59.0		
53	77	d3-N-MeFOSAA-EIS	573.3 > 419	1979.340		0.115	5.11	5.11	1979.340	89.44	82.3		
54	77	d3-N-MeFOSAA-EIS	573.3 > 419	1979.340		0.115	5.11	5.11	1979.340	89.44	82.3		
55	-1												
56	31	L-EtFOSAA	584.1 > 419		2896.981	0.115	5.26						YES
57	1...	Total N-EtFOSAA	584.1 > 419	0.000	2896.981	0.115	5.37		0.000				
58	33	PFUdA	563.0 > 518.9		13444.877	0.115	5.28						YES
59	34	PFDS	598.8 > 79.7		2112.313	0.115	5.27						YES
60	35	11Cl-PF30UdS	630.9 > 450.9		10750.820	0.115	5.50						YES
61	81	d5-N-EtFOSAA-EIS	589.3 > 419	2896.981		0.115	5.25	5.26	2896.981	70.29	64.7		
62	81	d5-N-EtFOSAA-EIS	589.3 > 419	2896.981		0.115	5.25	5.26	2896.981	70.29	64.7		
63	79	13C2-PFUdA-EIS	565 > 519.8	13444.877		0.115	5.28	5.28	13444.877	70.50	64.9		
64	71	13C8-PFOS-EIS	507.0 > 79.7	2112.313		0.115	4.66	4.66	2112.313	64.14	59.0		
65	83	13C2-PFDoA-EIS	614.7 > 569.7	10750.820		0.115	5.55	5.57	10750.820	64.29	59.1		
66	-1												
67	36	10:2 FTS	626.9 > 607		740.572	0.115	5.55						YES
68	37	PFDoA	612.9 > 569.0		10750.820	0.115	5.57						YES
69	38	N-MeFOSA	512.1 > 168.9		4234.733	0.115	5.63						YES
70	39	PFTrDA	662.9 > 618.9		10750.820	0.115	5.82						YES
71	40	PFDoS	698.8 > 79.7		10354.827	0.115	5.85						YES
72	85	13C2-10:2 FTS-EIS	632.9 > 80.0	740.572		0.115	5.50	5.55	740.572	69.59	64.0		

GM 3/31/2020

Dataset: P:\PFAS5.PRO\RESULTS\200330P1\200330P1-51.qld

Last Altered: Tuesday, March 31, 2020 15:03:07 Pacific Daylight Time
Printed: Tuesday, March 31, 2020 15:03:22 Pacific Daylight Time

Name: 200330P1-51, Date: 31-Mar-2020, Time: 00:08:27, ID: 2000512-13 SP-102 0.125, Description: SP-102

	#	Name	Trace	Area	IS Area	wt/vol	Pred.RT	RT	Response	Conc.	%Rec	Ion Ratio	Ratio Out?
73	83	13C2-PFDoA-EIS	614.7 > 569.7	10750.820		0.115	5.55	5.57	10750.820	64.29	59.1		
74	87	d3-N-MeFOSA-EIS	515.2 > 168.9	4234.733		0.115	5.45	5.64	4234.733	286.7	22.1		
75	83	13C2-PFDoA-EIS	614.7 > 569.7	10750.820		0.115	5.55	5.57	10750.820	64.29	59.1		
76	89	13C2-PFTeDA-EIS	715.1 > 669.7	10354.827		0.115	5.98	6.04	10354.827	58.23	53.6		
77	-1												
78	41	PFTeDA	713.0 > 669.0		10354.827	0.115	6.04						YES
79	42	N-EtFOSA	526.1 > 168.9		6176.931	0.115	6.07						YES
80	43	PFHxDA	813.1 > 768.6		10835.528	0.115	6.38						YES
81	44	PFODA	913.1 > 868.8		10835.528	0.115	6.59						
82	45	N-MeFOSE	616.1 > 58.9		12423.826	0.115	6.30						
83	89	13C2-PFTeDA-EIS	715.1 > 669.7	10354.827		0.115	5.98	6.04	10354.827	58.23	53.6		
84	91	d5-N-ETFOSA-EIS	531.1 > 168.9	6176.931		0.115	5.81	6.09	6176.931	264.1	20.4		
85	93	13C2-PFHxDA-EIS	815 > 769.7	10835.528		0.115	6.26	6.38	10835.528	41.33	38.0		
86	93	13C2-PFHxDA-EIS	815 > 769.7	10835.528		0.115	6.26	6.38	10835.528	41.33	38.0		
87	95	d7-N-MeFOSE-EIS	623.1 > 58.9	12423.826		0.115	5.95	6.30	12423.826	617.9	47.6		
88	-1												
89	46	N-EtFOSE	630.1 > 58.9		13443.241	0.115	6.45						
90	1...	TDCA	498.3>106.9			0.115	4.04						YES
91	99	13C4-PFBA	217.0 > 172.0	9782.658	9782.658	0.115	1.27	1.24	12.500	108.7	100.0		
92	1...	13C8-PFOA	420.9 > 376.0	13637.991	13637.991	0.115	4.13	4.12	12.500	108.7	100.0		
93	1...	13C5-PFHxA	318.0 > 272.9	15345.999	15345.999	0.115	3.00	2.99	12.500	108.7	100.0		
94	97	d9-N-EtFOSE-EIS	639.2 > 58.8	13443.241		0.115	6.15	6.45	13443.241	613.7	47.3		
95	71	13C8-PFOS-EIS	507.0 > 79.7	2112.313		0.115	4.66	4.66	2112.313	64.14	59.0		
96	1...	18O2-PFHxS	403.0 > 102.6	916.493	916.493	0.115	3.76	3.75	12.500	108.7	100.0		
97	1...	13C4-PFOS	503 > 79.7	2564.461	2564.461	0.115	4.67	4.66	12.500	108.7	100.0		
98	1...	13C6-PFDA	519.1 > 473.7	13582.169	13582.169	0.115	4.96	4.95	12.500	108.7	100.0		
99	-1												
100	1...	13C9-PFNA	472.2 > 426.9	13230.987	13230.987	0.115	4.58	4.57	12.500	108.7	100.0		
101	1...	13C7-PFUdA	570.1 > 524.8	14480.965	14480.965	0.115	5.29	5.28	12.500	108.7	100.0		

GM 3/31/2020

Dataset: P:\PFAS5.PRO\RESULTS\200330P1\200330P1-51.qld

Last Altered: Tuesday, March 31, 2020 15:03:07 Pacific Daylight Time
Printed: Tuesday, March 31, 2020 15:03:22 Pacific Daylight Time

Method: P:\PFAS5.PRO\MethDB\NEW_PFAS_80C_033020.mdb 31 Mar 2020 14:33:38
Calibration: P:\PFAS5.PRO\CurveDB\C18_VAL-PFAS_Q5_03-30-20.cdb 31 Mar 2020 10:07:05

Name: 200330P1-51, Date: 31-Mar-2020, Time: 00:08:27, ID: 2000512-13 SP-102 0.125, Description: SP-102

PFBA

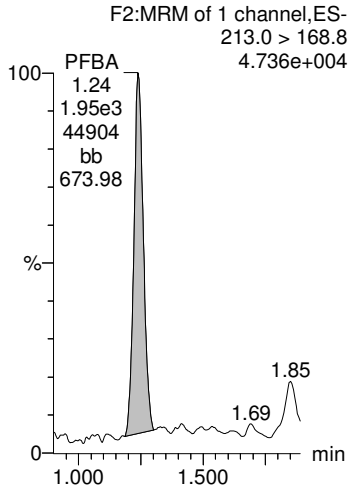

PFPeA

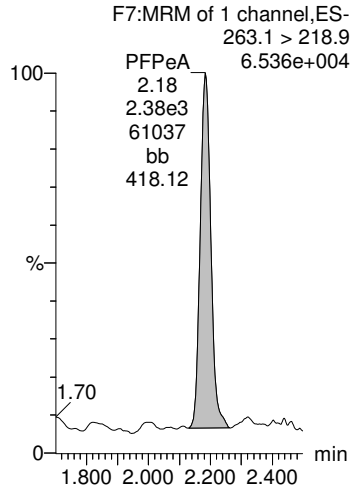

PFBS

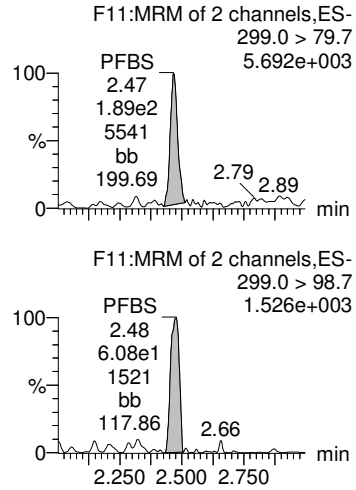

4:2 FTS

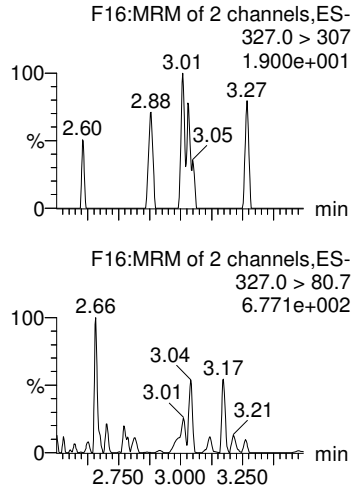

PFHxA

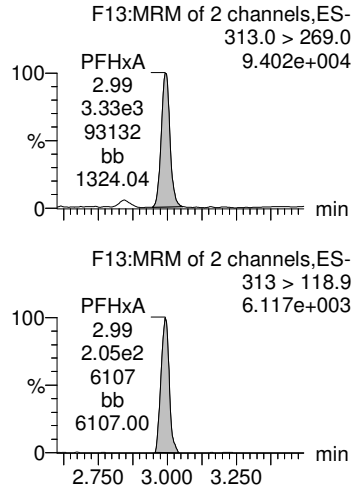

13C3-PFBA-EIS

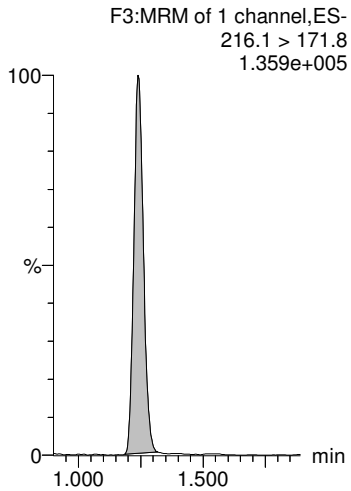

13C3-PFPeA-EIS

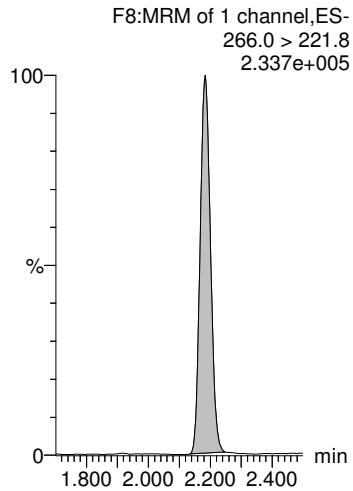

13C3-PFBS-EIS

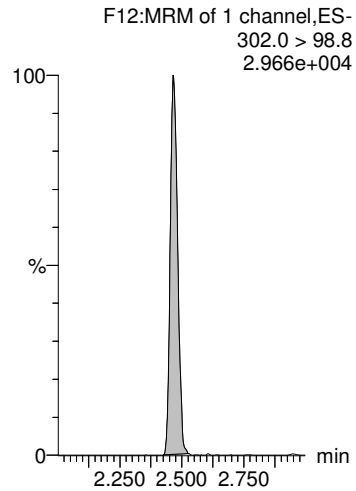

13C2-4:2 FTS-EIS

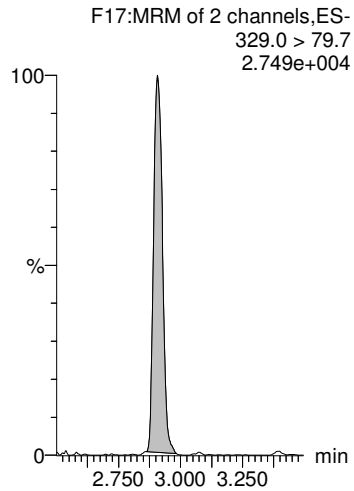

13C2-PFHxA-EIS

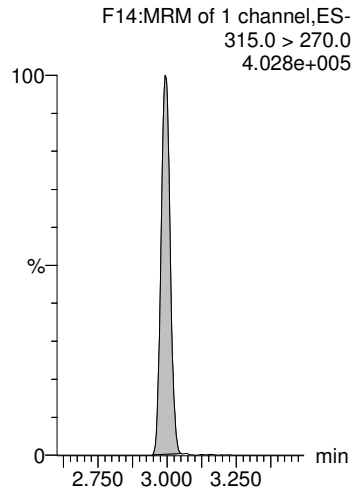

GM 3/31/2020

Dataset: P:\PFAS5.PRO\RESULTS\200330P1\200330P1-51.qld

Last Altered: Tuesday, March 31, 2020 15:03:07 Pacific Daylight Time
Printed: Tuesday, March 31, 2020 15:03:22 Pacific Daylight Time

Name: 200330P1-51, Date: 31-Mar-2020, Time: 00:08:27, ID: 2000512-13 SP-102 0.125, Description: SP-102

PFPeS

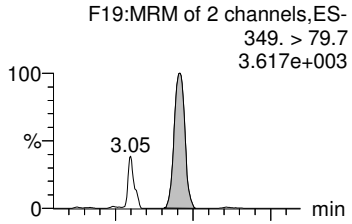

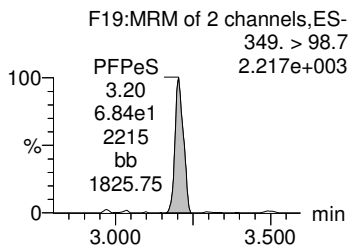

HFPO-DA

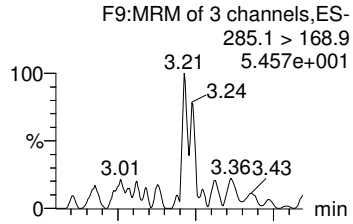

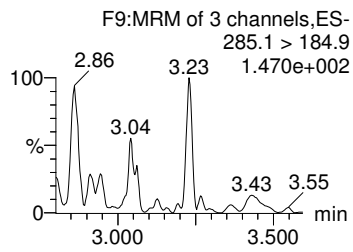

PFHpA

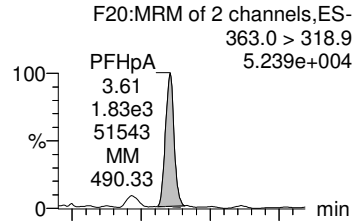

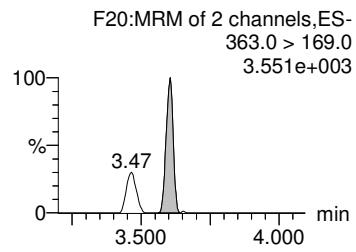

L-PFHxS

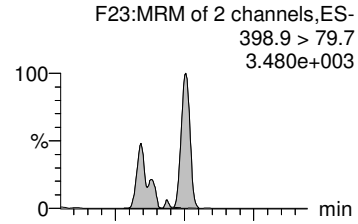

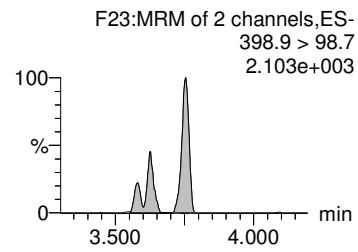

Total PFHxS

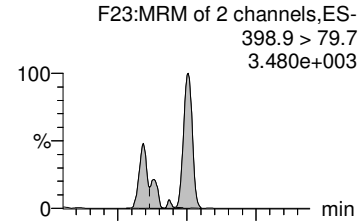

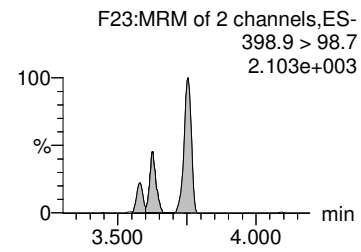

13C3-PFBS-EIS

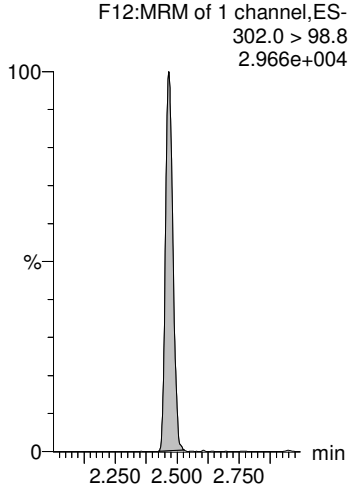

13C3-HFPO-DA-EIS

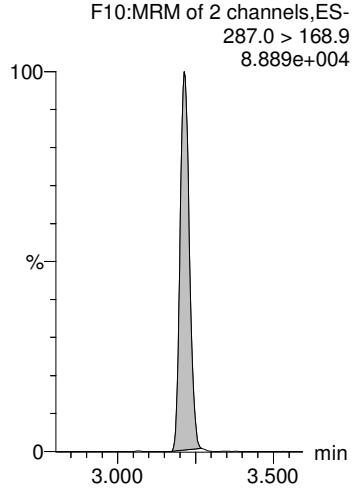

13C4-PFHpA-EIS

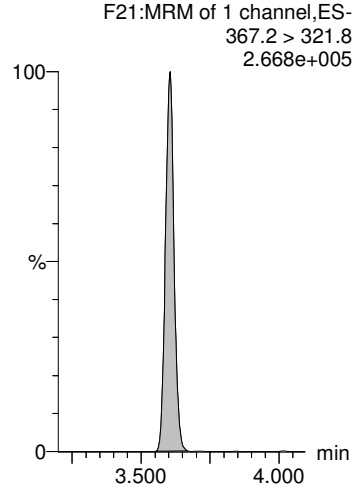

13C3-PFHxS-EIS

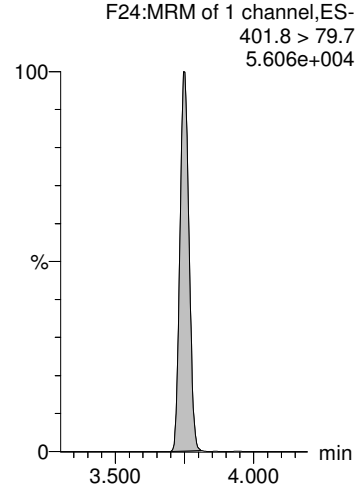

13C3-PFHxS-EIS

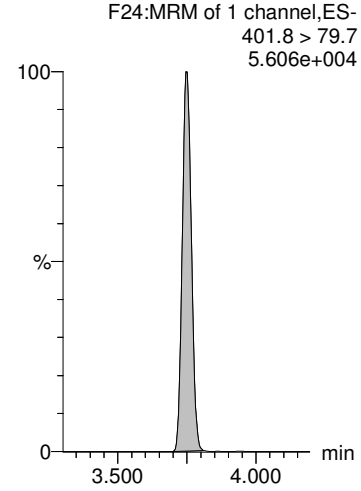

GM 3/31/2020

Dataset: P:\PFAS5.PRO\RESULTS\200330P1\200330P1-51.qld

Last Altered: Tuesday, March 31, 2020 15:03:07 Pacific Daylight Time
Printed: Tuesday, March 31, 2020 15:03:22 Pacific Daylight Time

Name: 200330P1-51, Date: 31-Mar-2020, Time: 00:08:27, ID: 2000512-13 SP-102 0.125, Description: SP-102

ADONA

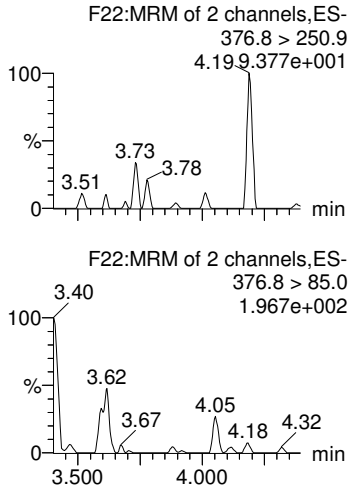

6:2 FTS

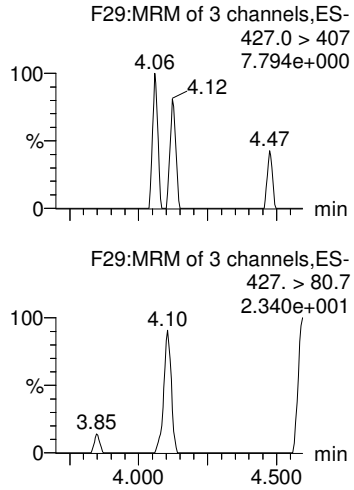

L-PFOA

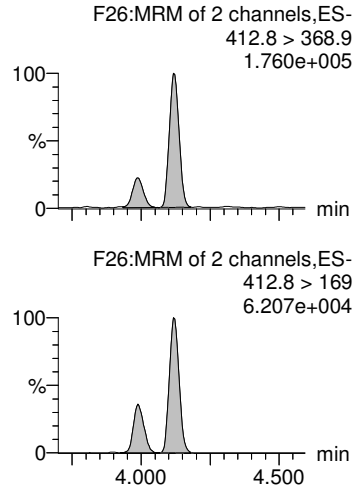

Total PFOA

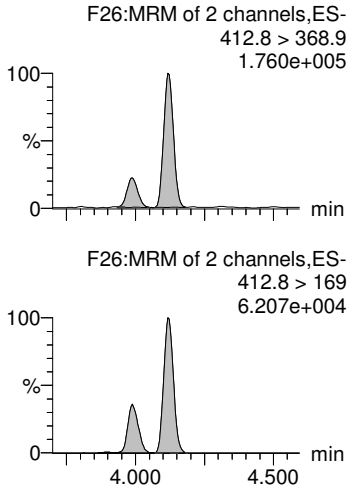

PFHpS

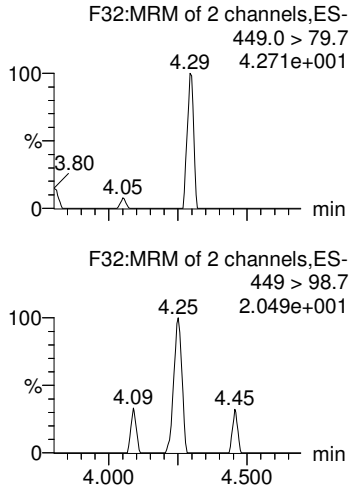

13C4-PFHpA-EIS

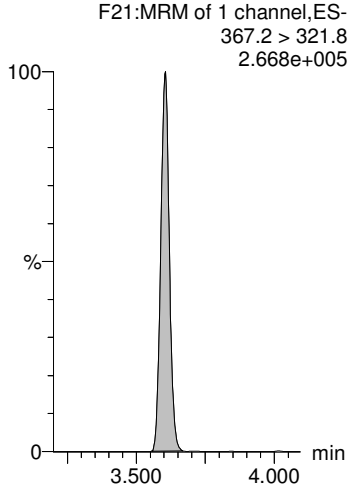

13C2-6:2 FTS-EIS

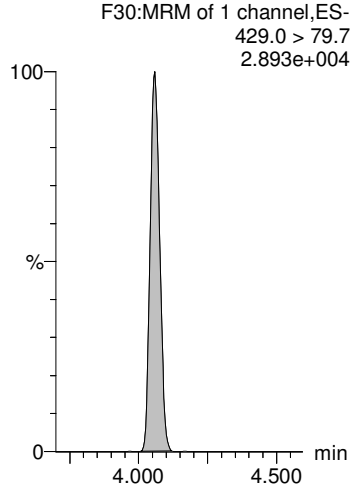

13C2-PFOA-EIS

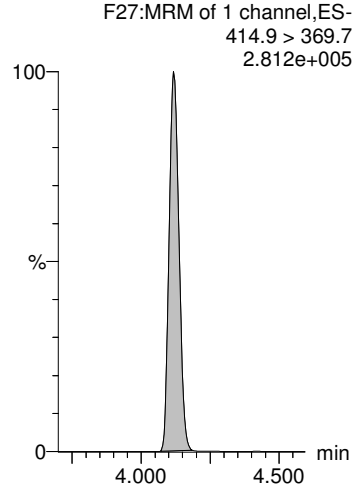

13C2-PFOA-EIS

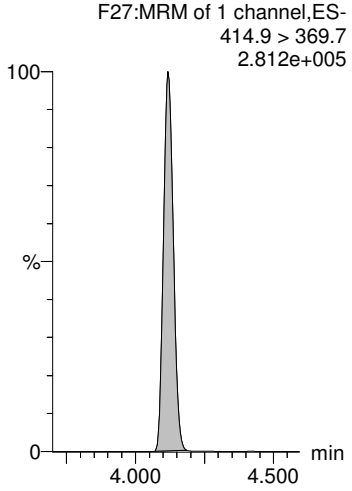

13C8-PFOS-EIS

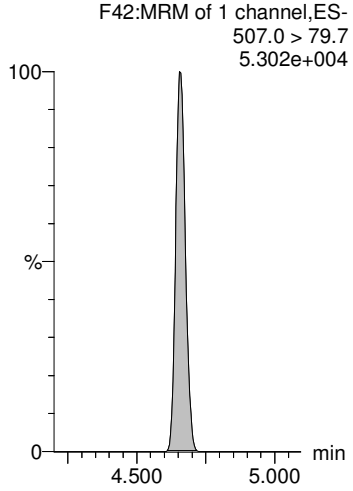

GM 3/31/2020

Dataset: P:\PFAS5.PRO\RESULTS\200330P1\200330P1-51.qld

Last Altered: Tuesday, March 31, 2020 15:03:07 Pacific Daylight Time
Printed: Tuesday, March 31, 2020 15:03:22 Pacific Daylight Time

Name: 200330P1-51, Date: 31-Mar-2020, Time: 00:08:27, ID: 2000512-13 SP-102 0.125, Description: SP-102

PFNA

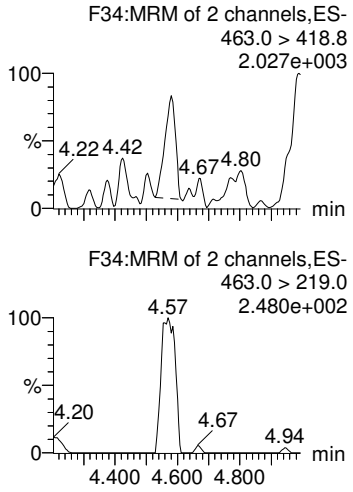

PFOSA

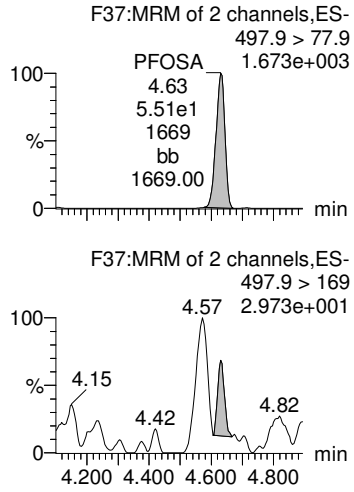

L-PFOS

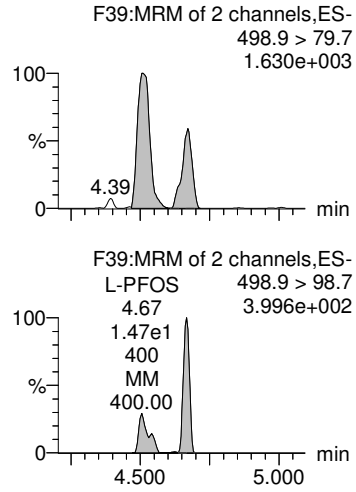

Total PFOS

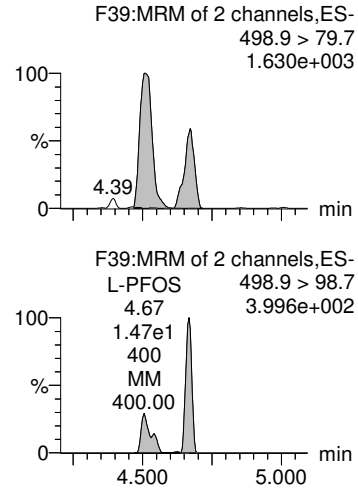

9Cl-PF30NS

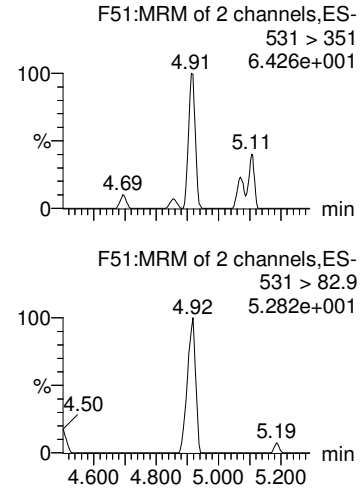

13C5-PFNA-EIS

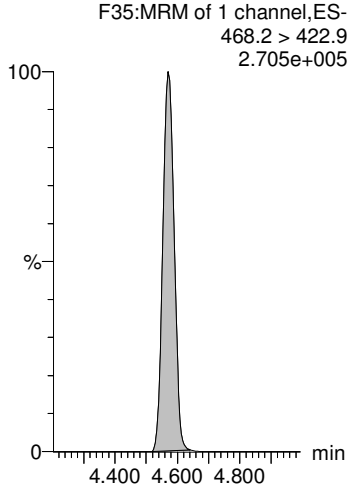

13C8-PFOSA-EIS

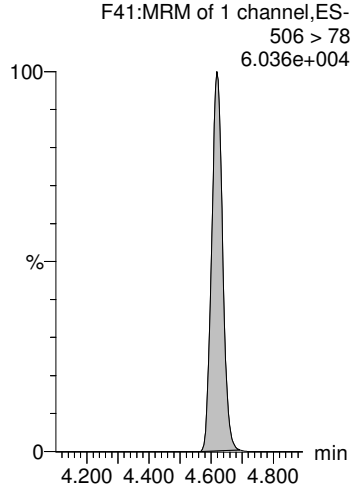

13C8-PFOS-EIS

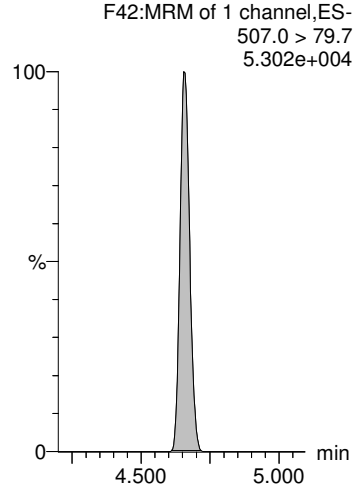

13C8-PFOS-EIS

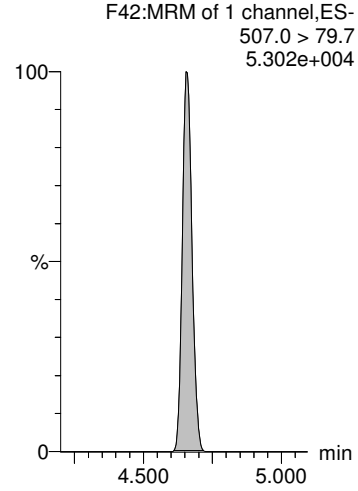

13C8-PFOS-EIS

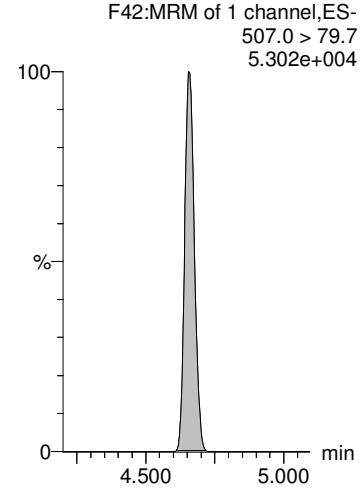

GM 3/31/2020

Dataset: P:\PFAS5.PRO\RESULTS\200330P1\200330P1-51.qld

Last Altered: Tuesday, March 31, 2020 15:03:07 Pacific Daylight Time
Printed: Tuesday, March 31, 2020 15:03:22 Pacific Daylight Time

Name: 200330P1-51, Date: 31-Mar-2020, Time: 00:08:27, ID: 2000512-13 SP-102 0.125, Description: SP-102

PFDA

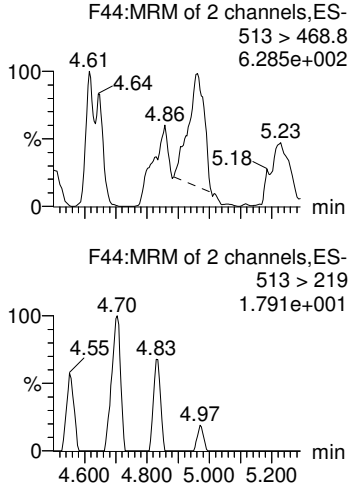

8:2 FTS

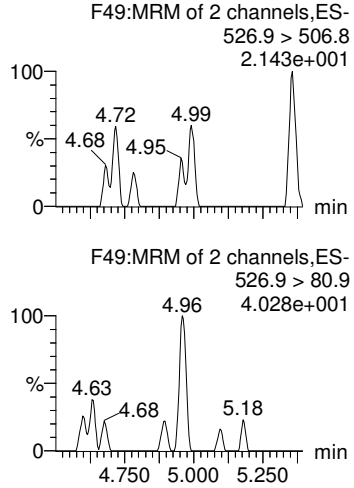

PFNS

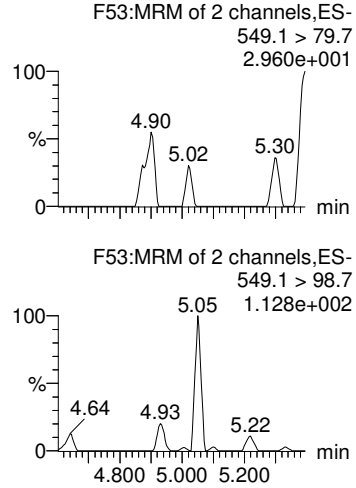

L-MeFOSAA

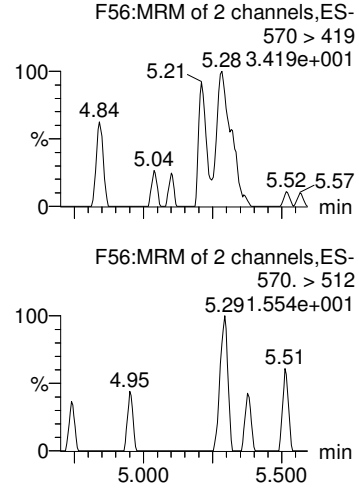

Total N-MeFOSAA

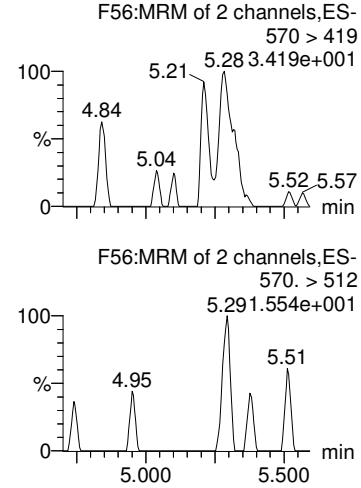

13C2-PFDA-EIS

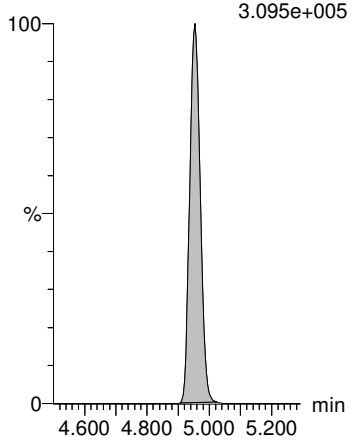

13C2-8:2 FTS-EIS

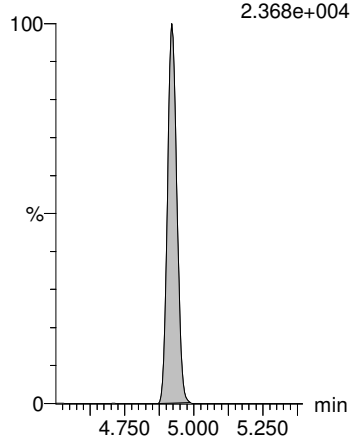

13C8-PFOS-EIS

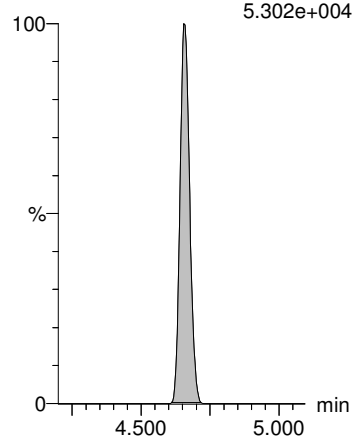

d3-N-MeFOSAA-EIS

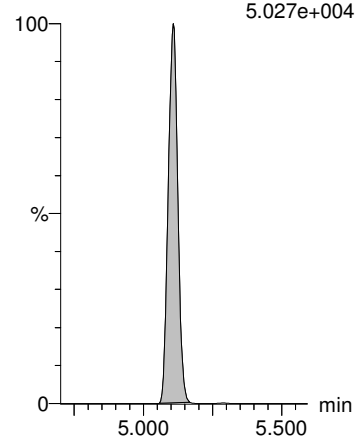

d3-N-MeFOSAA-EIS

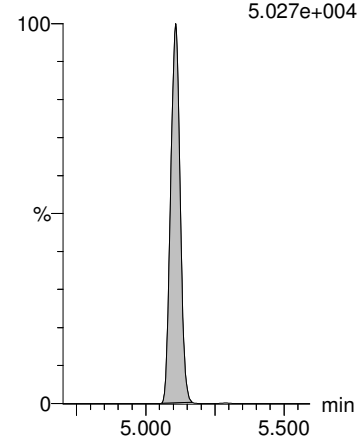

GM 3/31/2020

Dataset: P:\PFAS5.PRO\RESULTS\200330P1\200330P1-51.qld

Last Altered: Tuesday, March 31, 2020 15:03:07 Pacific Daylight Time
Printed: Tuesday, March 31, 2020 15:03:22 Pacific Daylight Time

Name: 200330P1-51, Date: 31-Mar-2020, Time: 00:08:27, ID: 2000512-13 SP-102 0.125, Description: SP-102

L-EtFOSAA

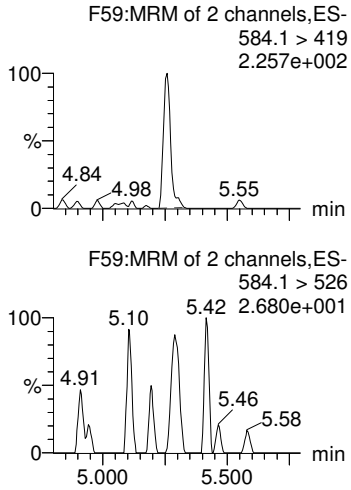

Total N-EtFOSAA

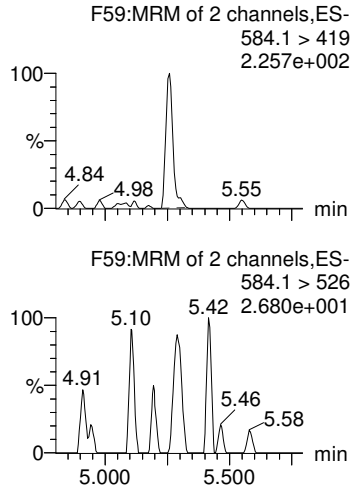

PFUdA

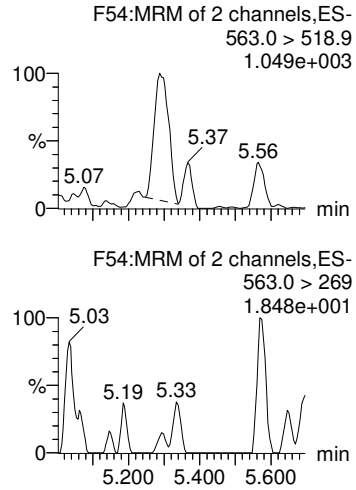

PFDS

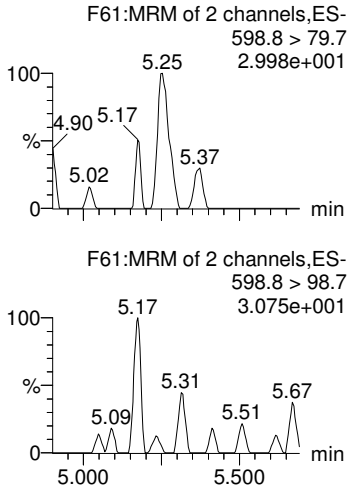

11Cl-PF30UdS

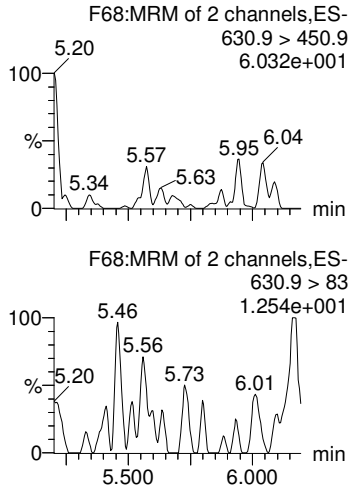

d5-N-EtFOSAA-EIS

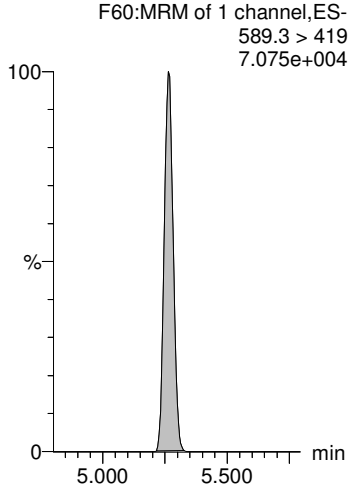

d5-N-EtFOSAA-EIS

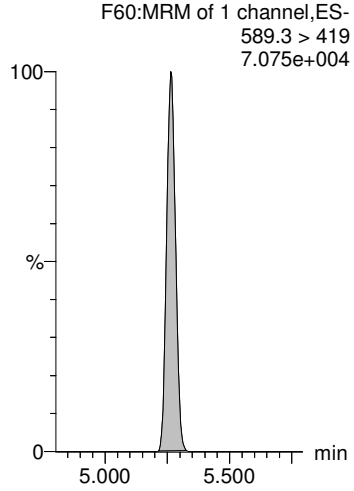

13C2-PFUdA-EIS

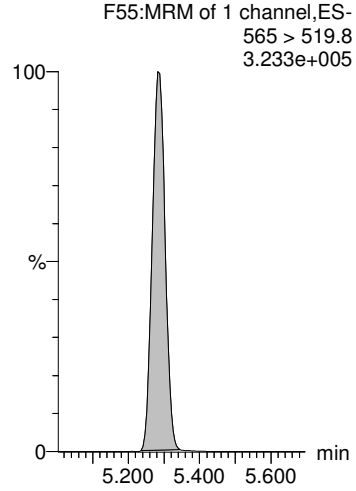

13C8-PFOS-EIS

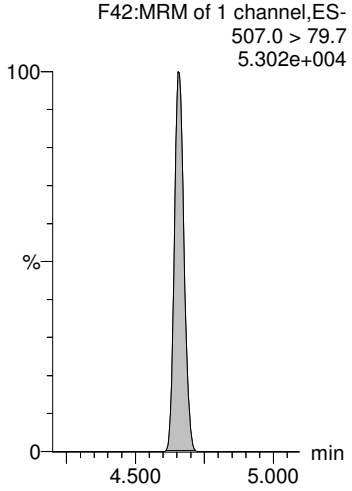

13C2-PFDoA-EIS

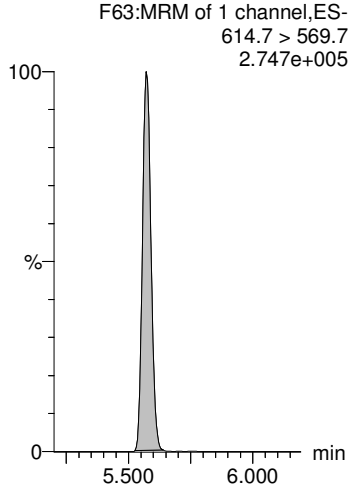

Dataset: P:\PFAS5.PRO\RESULTS\200330P1\200330P1-51.qld

Last Altered: Tuesday, March 31, 2020 15:03:07 Pacific Daylight Time
Printed: Tuesday, March 31, 2020 15:03:22 Pacific Daylight Time

Name: 200330P1-51, Date: 31-Mar-2020, Time: 00:08:27, ID: 2000512-13 SP-102 0.125, Description: SP-102

10:2 FTS

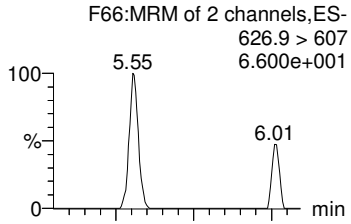

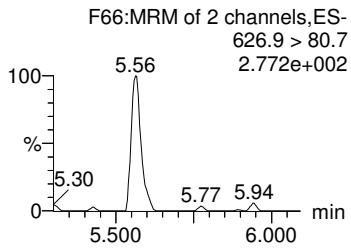

PFDoA

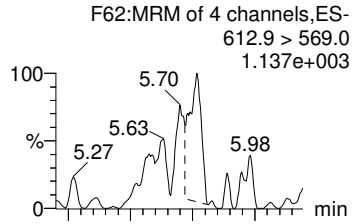

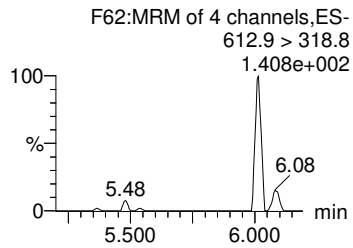

N-MeFOSA

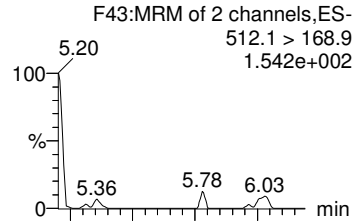

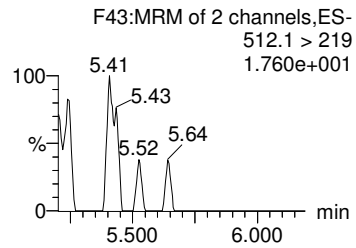

PFTrDA

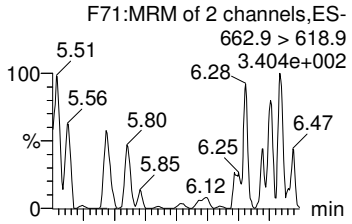

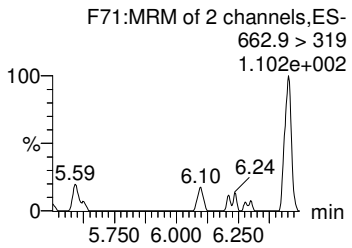

PFDoS

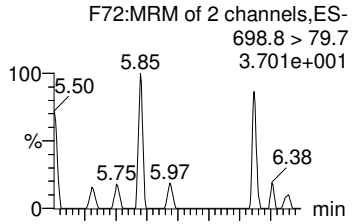

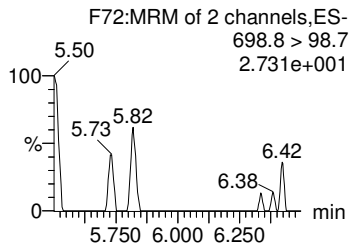

13C2-10:2 FTS-EIS

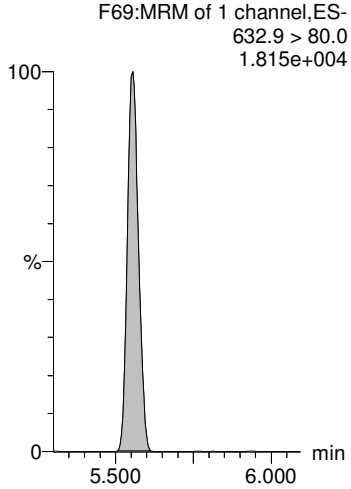

13C2-PFDoA-EIS

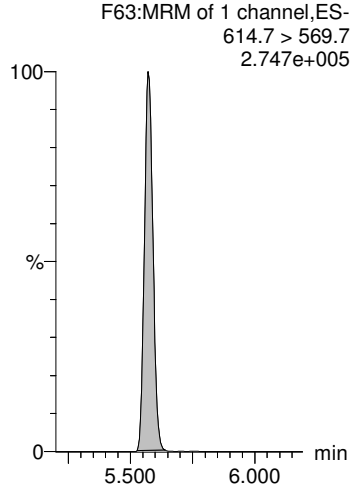

d3-N-MeFOSA-EIS

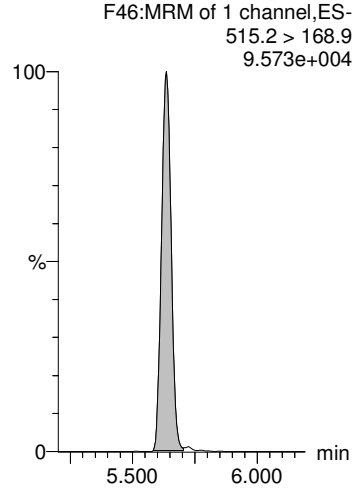

13C2-PFDoA-EIS

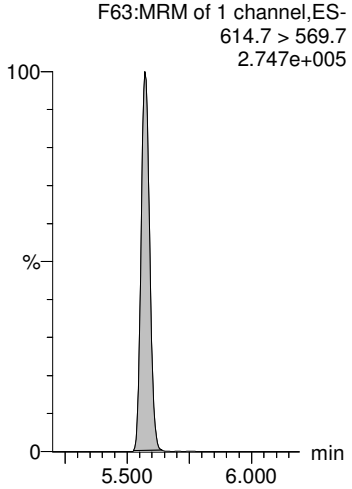

13C2-PFTeDA-EIS

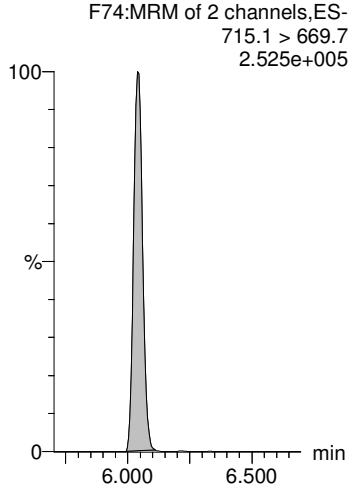

GM 3/31/2020

Dataset: P:\PFAS5.PRO\RESULTS\200330P1\200330P1-51.qld

Last Altered: Tuesday, March 31, 2020 15:03:07 Pacific Daylight Time
Printed: Tuesday, March 31, 2020 15:03:22 Pacific Daylight Time

Name: 200330P1-51, Date: 31-Mar-2020, Time: 00:08:27, ID: 2000512-13 SP-102 0.125, Description: SP-102

PFTeDA

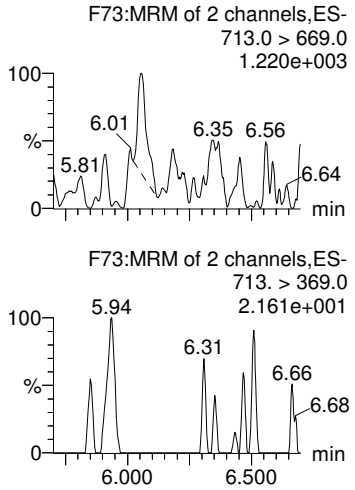

N-EtFOSA

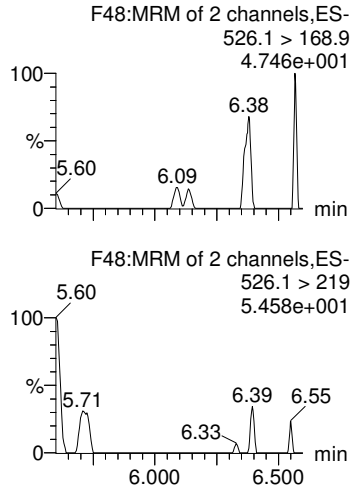

PFHxDA

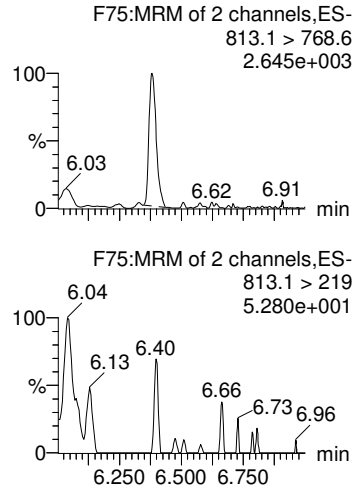

PFODA

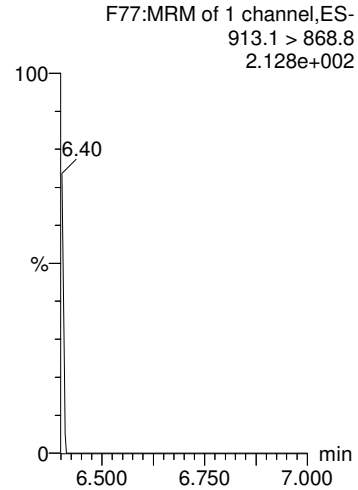

N-MeFOSE

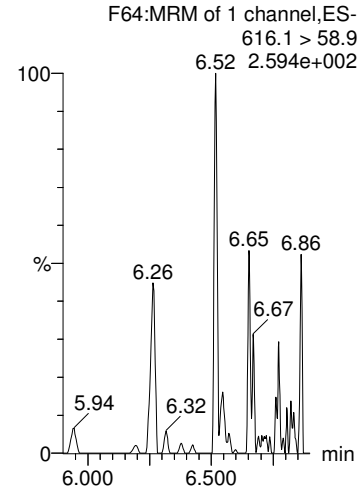

13C2-PFTeDA-EIS

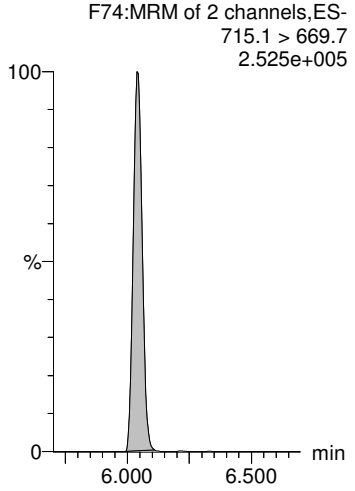

d5-N-ETFOSA-EIS

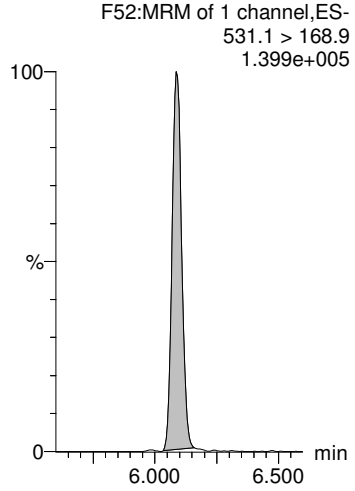

13C2-PFHxDA-EIS

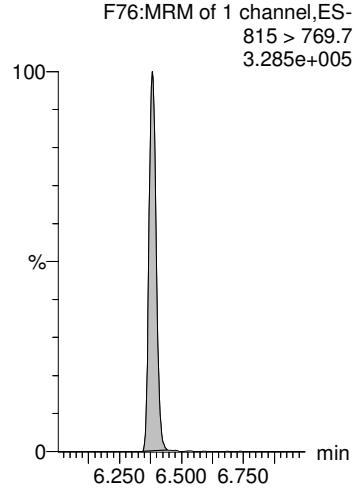

13C2-PFHxDA-EIS

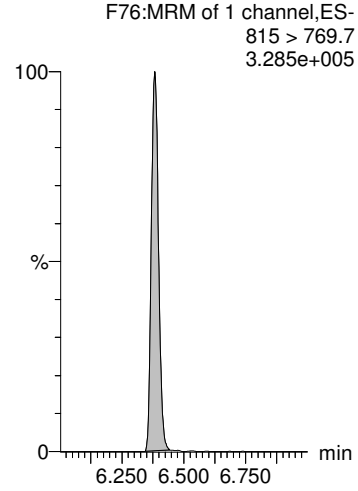

d7-N-MeFOSE-EIS

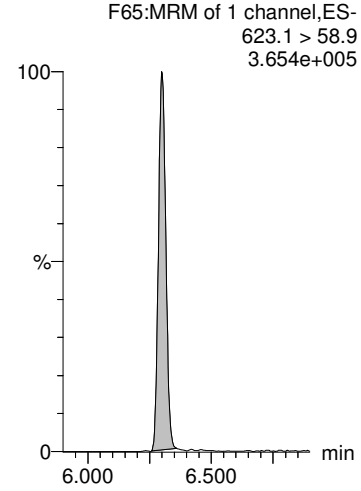

Dataset: P:\PFAS5.PRO\RESULTS\200330P1\200330P1-51.qld

Last Altered: Tuesday, March 31, 2020 15:03:07 Pacific Daylight Time
Printed: Tuesday, March 31, 2020 15:03:22 Pacific Daylight Time

Name: 200330P1-51, Date: 31-Mar-2020, Time: 00:08:27, ID: 2000512-13 SP-102 0.125, Description: SP-102

N-EtFOSE

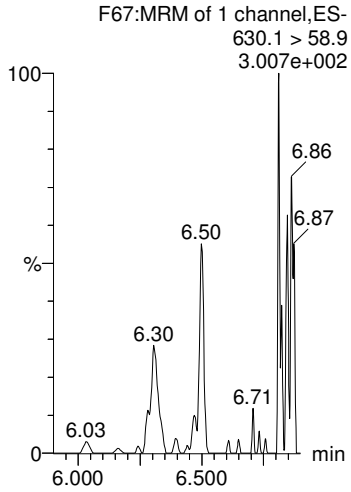

TDCA

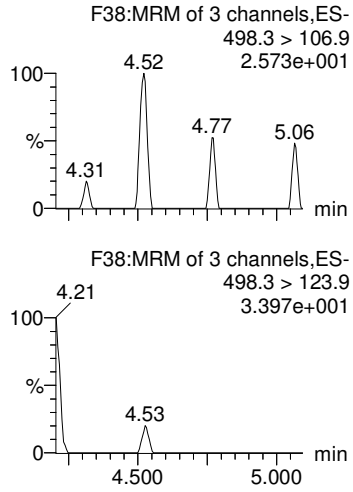

13C4-PFBA

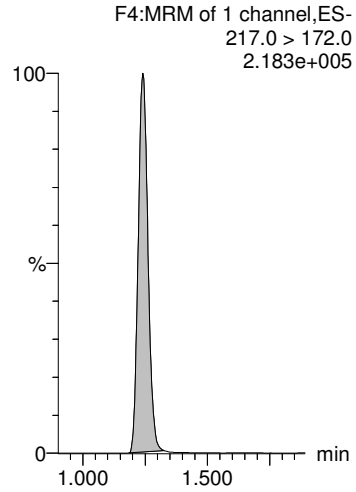

13C8-PFOA

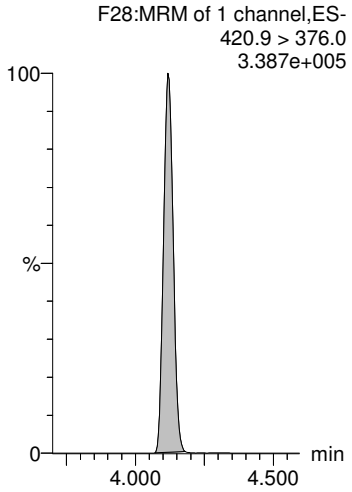

13C5-PFHxA

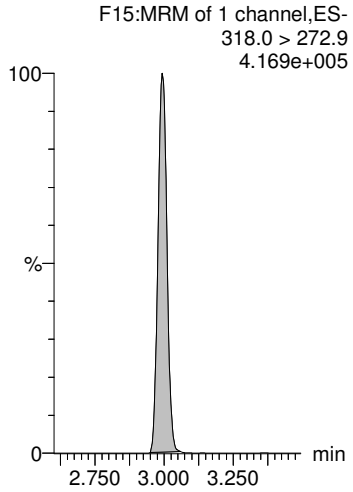

d9-N-EtFOSE-EIS

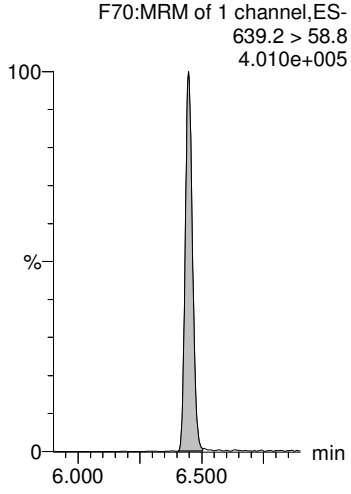

13C8-PFOS-EIS

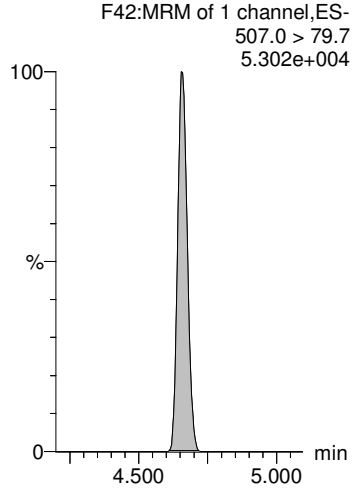

18O2-PFHxS

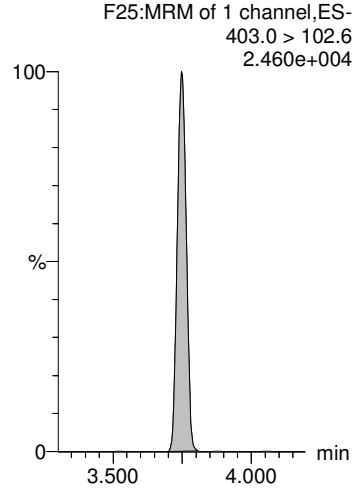

13C4-PFOS

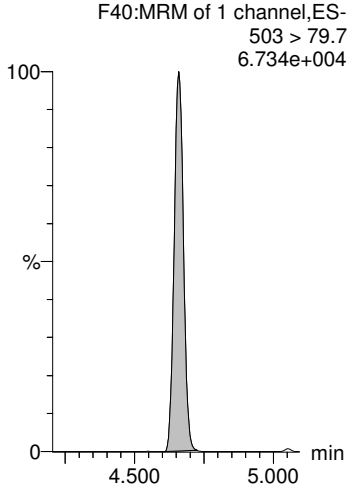

13C6-PFDA

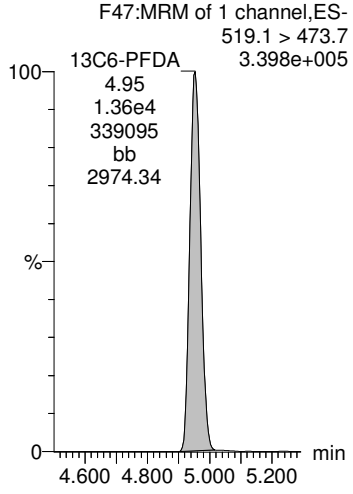

GM 3/31/2020

Dataset: P:\PFAS5.PRO\RESULTS\200330P1\200330P1-51.qld

Last Altered: Tuesday, March 31, 2020 15:03:07 Pacific Daylight Time
Printed: Tuesday, March 31, 2020 15:03:22 Pacific Daylight Time

Name: 200330P1-51, Date: 31-Mar-2020, Time: 00:08:27, ID: 2000512-13 SP-102 0.125, Description: SP-102

13C9-PFNA

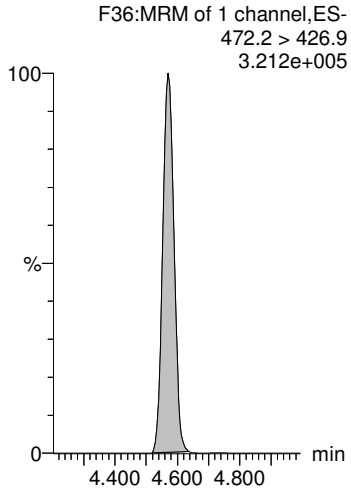

13C7-PFUdA

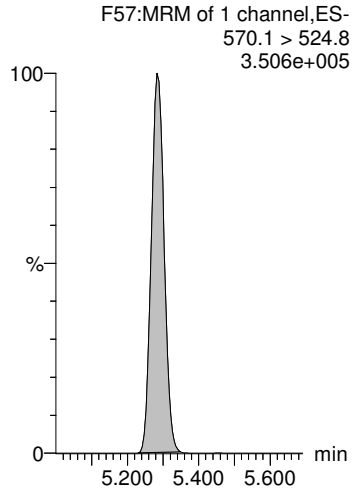

GM 3/31/2020

INSTRUMENT BLANKS (IB)

AND

CONTINUTING CALIBRATION VERIFICATIONS (CCV)

Vista Analytical Laboratory

Dataset: Untitled

Last Altered: Tuesday, March 31, 2020 10:11:02 Pacific Daylight Time
Printed: Tuesday, March 31, 2020 10:11:24 Pacific Daylight Time

Method: D:\PFAS5.PRO\MethDB\NEW_PFAS_80C_033020.mdb 31 Mar 2020 07:57:04
Calibration: D:\PFAS5.PRO\CurveDB\C18_VAL-PFAS_Q5_03-30-20.cdb 31 Mar 2020 10:07:05

Name: 200330P1-15, Date: 30-Mar-2020, Time: 17:50:14, ID: IB, Description: IB

PFBA

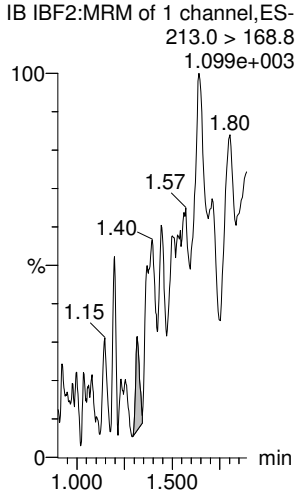

PFPrS

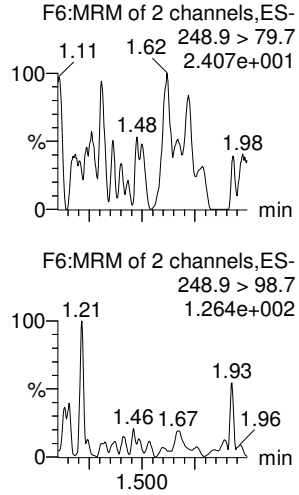

3:3 FTCA

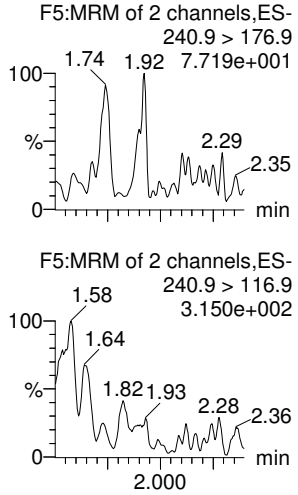

PFPeA

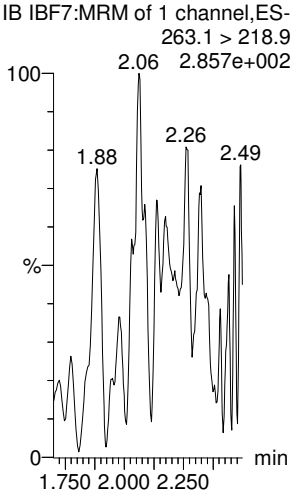

PFBS

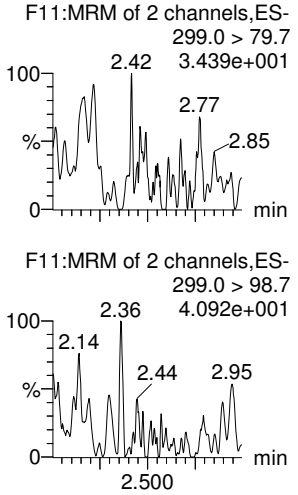

4:2 FTS

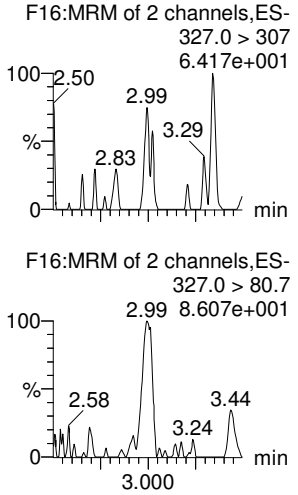

13C3-PFBA-EIS

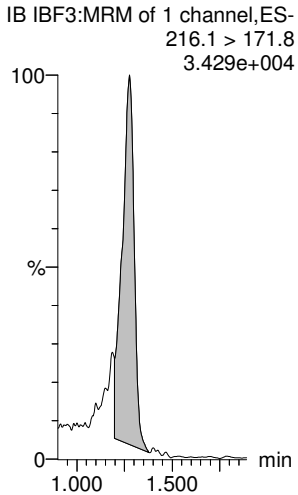

13C3-PFBS-EIS

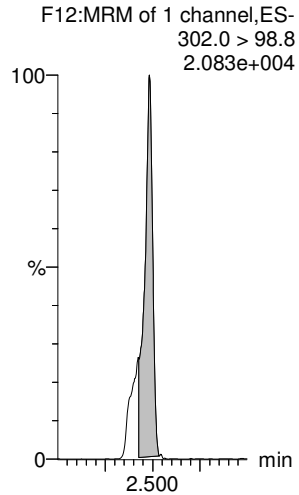

13C3-PFPeA-EIS

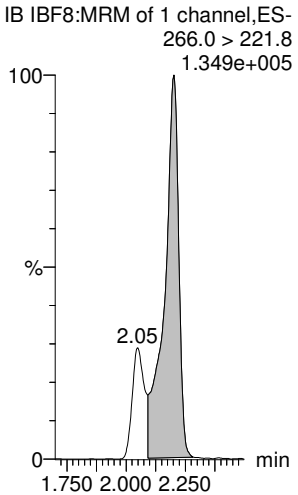

13C3-PFPeA-EIS

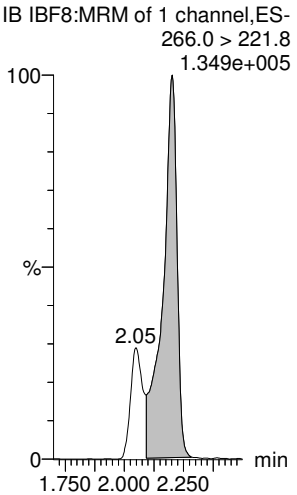

13C3-PFBS-EIS

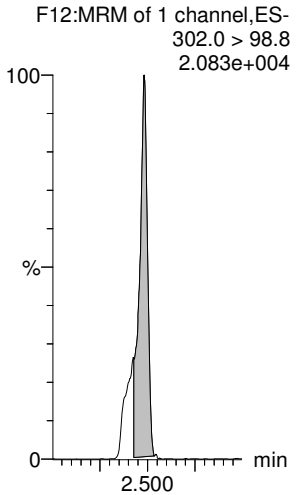

13C2-4:2 FTS-EIS

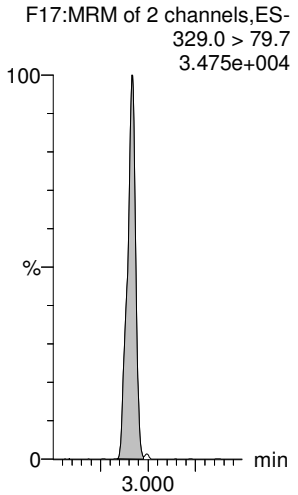

Dataset: Untitled

Last Altered: Tuesday, March 31, 2020 10:11:02 Pacific Daylight Time
Printed: Tuesday, March 31, 2020 10:11:24 Pacific Daylight Time

Name: 200330P1-15, Date: 30-Mar-2020, Time: 17:50:14, ID: IB, Description: IB

PFHxA

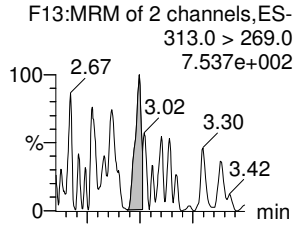

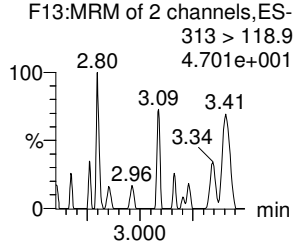

PFPeS

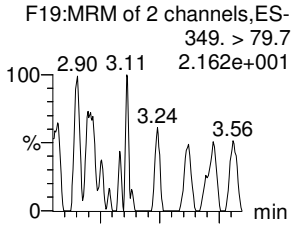

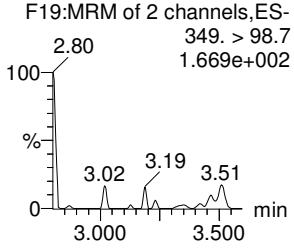

HFPO-DA

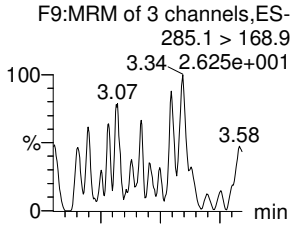

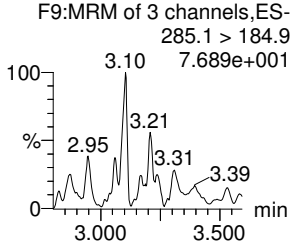

5:3 FTCA

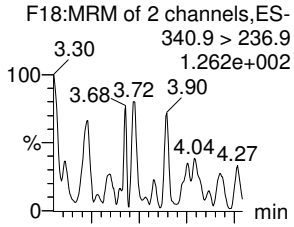

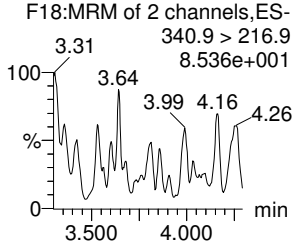

PFHpA

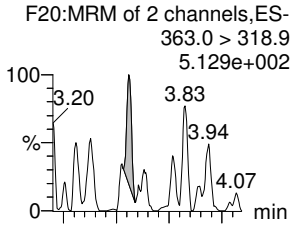

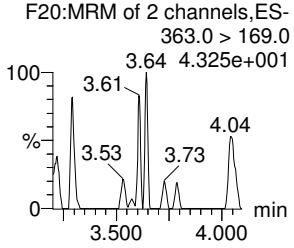

ADONA

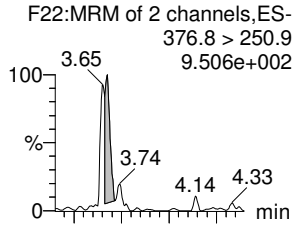

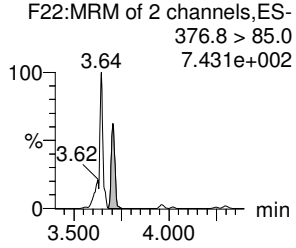

13C2-PFHxA-EIS

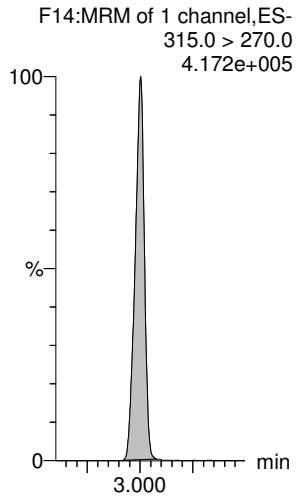

13C3-PFBS-EIS

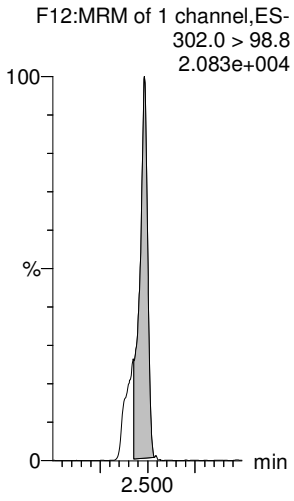

13C3-HFPO-DA-EIS

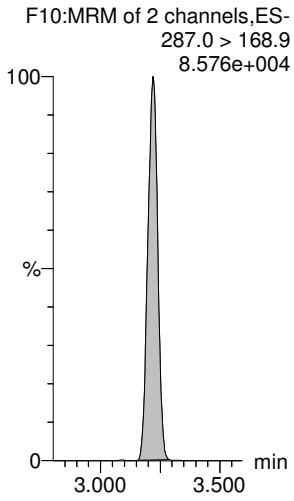

13C4-PFHpA-EIS

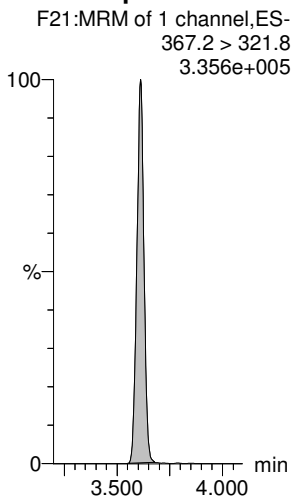

13C4-PFHpA-EIS

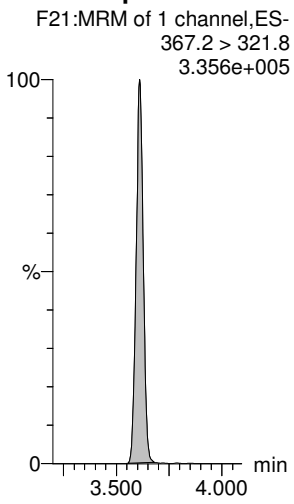

13C4-PFHpA-EIS

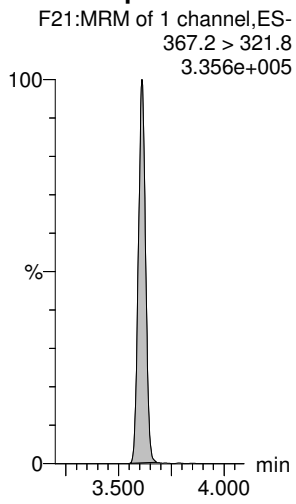

Dataset: Untitled

Last Altered: Tuesday, March 31, 2020 10:11:02 Pacific Daylight Time
Printed: Tuesday, March 31, 2020 10:11:24 Pacific Daylight Time

Name: 200330P1-15, Date: 30-Mar-2020, Time: 17:50:14, ID: IB, Description: IB

L-PFHxS

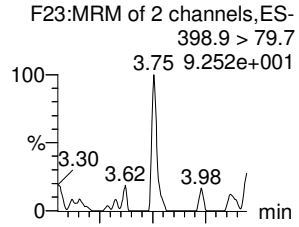

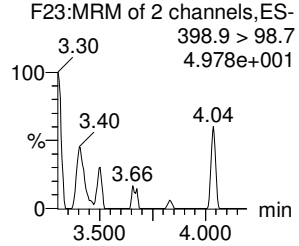

6:2 FTS

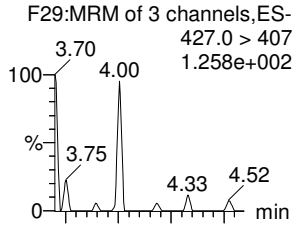

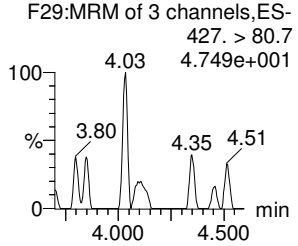

L-PFOA

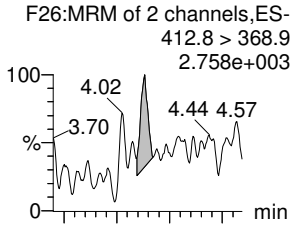

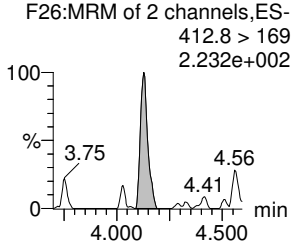

PFEChS

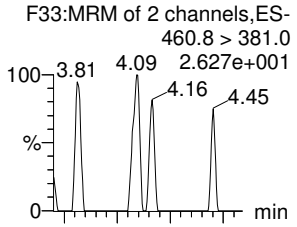

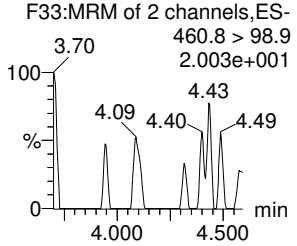

PFHpS

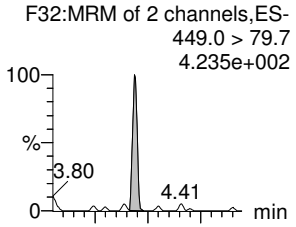

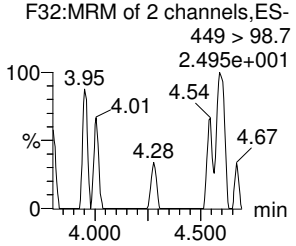

7:3 FTCA

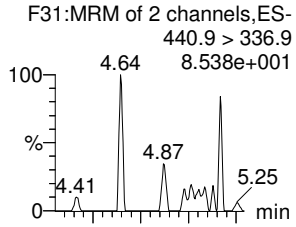

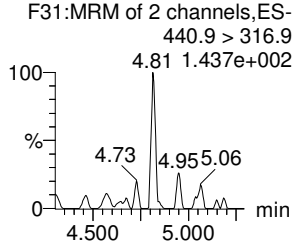

13C3-PFHxS-EIS

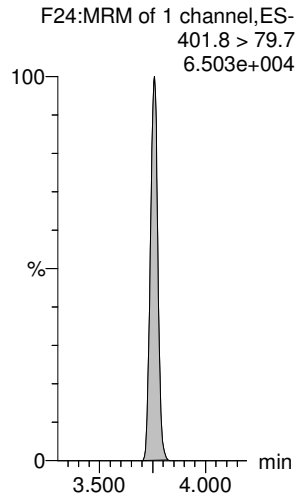

13C2-6:2 FTS-EIS

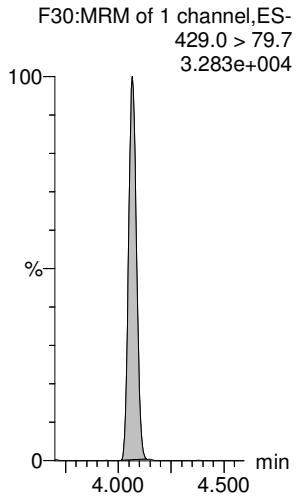

13C2-PFOA-EIS

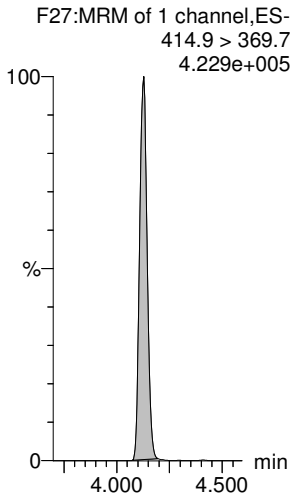

13C2-PFOA-EIS

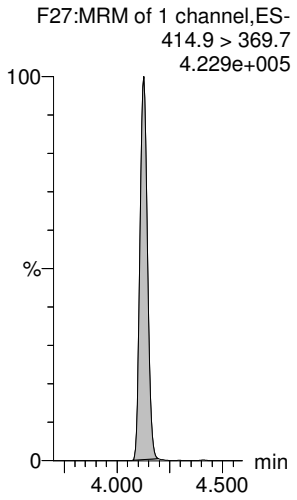

13C8-PFOS-EIS

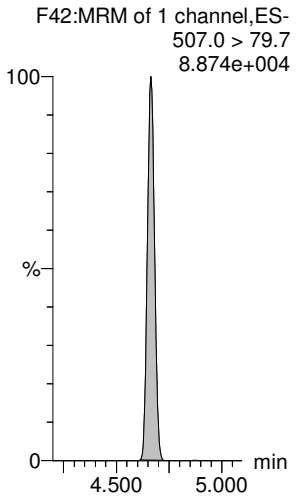

13C5-PFNA-EIS

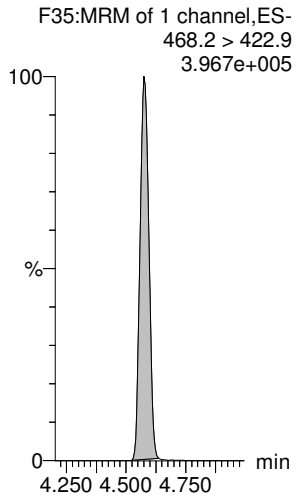

Dataset: Untitled

Last Altered: Tuesday, March 31, 2020 10:11:02 Pacific Daylight Time
Printed: Tuesday, March 31, 2020 10:11:24 Pacific Daylight Time

Name: 200330P1-15, Date: 30-Mar-2020, Time: 17:50:14, ID: IB, Description: IB

PFNA

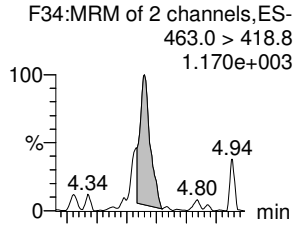

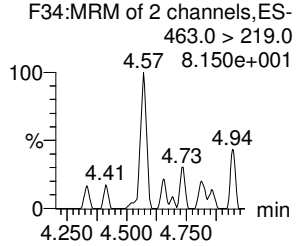

PFOSA

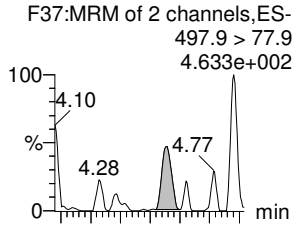

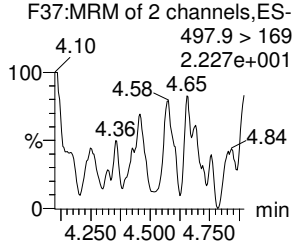

L-PFOS

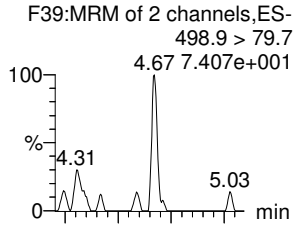

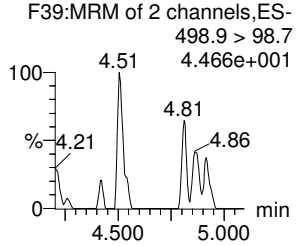

9Cl-PF30NS

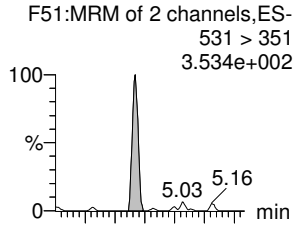

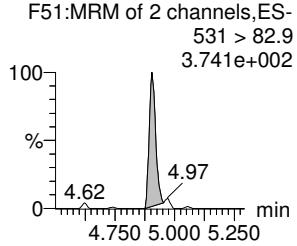

PFDA

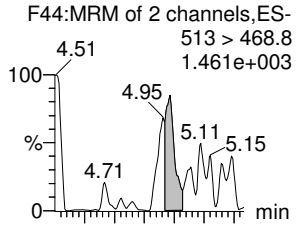

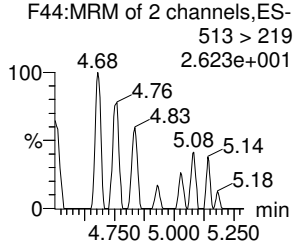

8:2 FTS

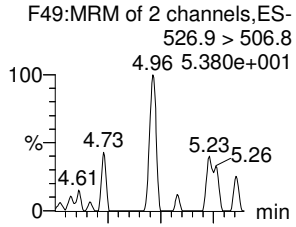

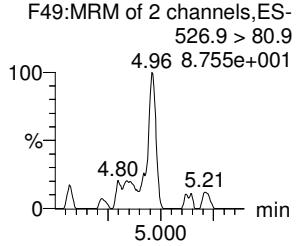

13C5-PFNA-EIS

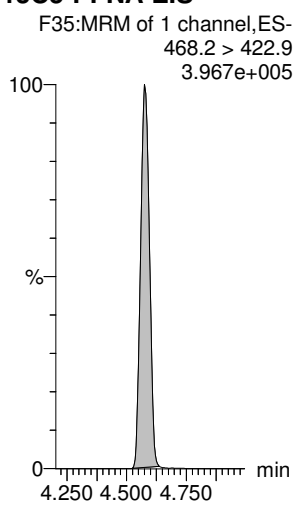

13C8-PFOSA-EIS

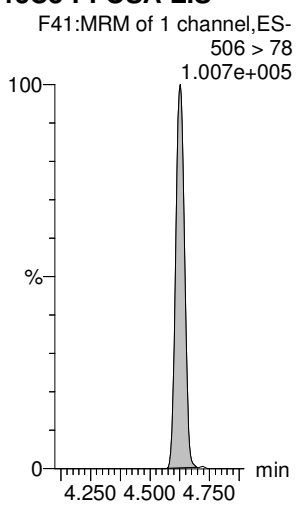

13C8-PFOS-EIS

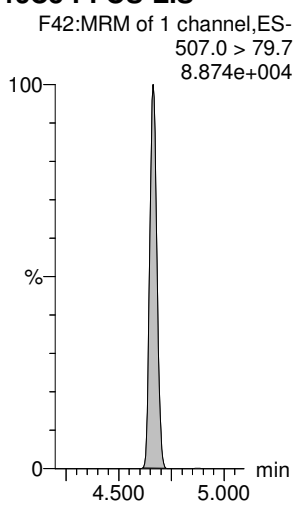

13C8-PFOS-EIS

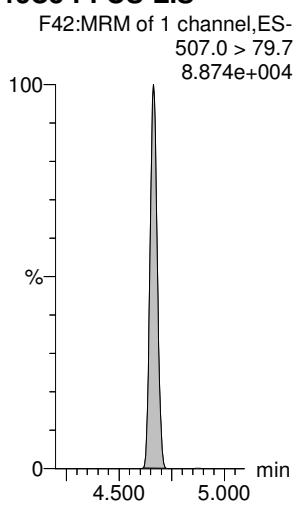

13C2-PFDA-EIS

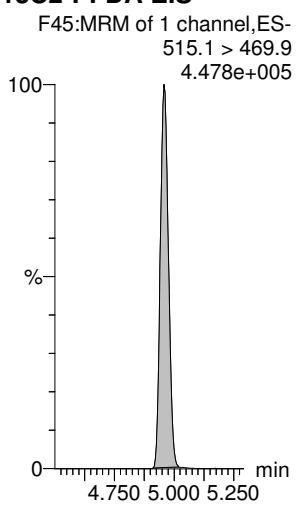

13C2-8:2 FTS-EIS

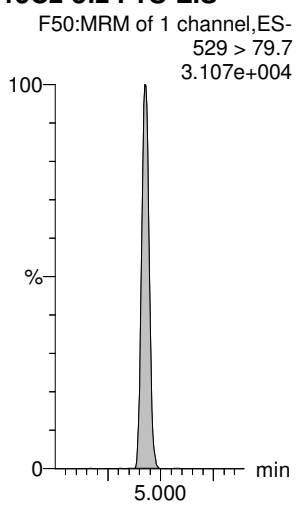

Dataset: Untitled

Last Altered: Tuesday, March 31, 2020 10:11:02 Pacific Daylight Time
Printed: Tuesday, March 31, 2020 10:11:24 Pacific Daylight Time

Name: 200330P1-15, Date: 30-Mar-2020, Time: 17:50:14, ID: IB, Description: IB

PFNS

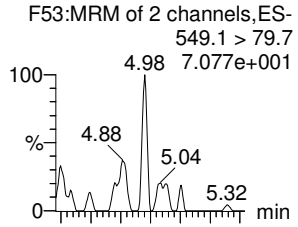

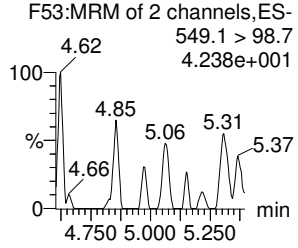

L-MeFOSAA

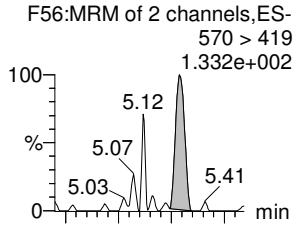

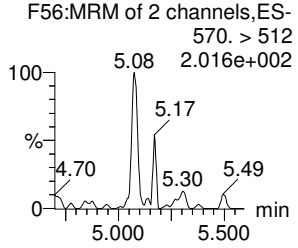

L-EtFOSAA

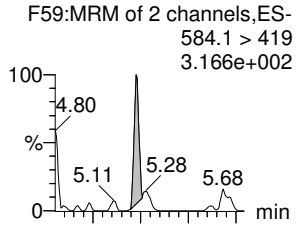

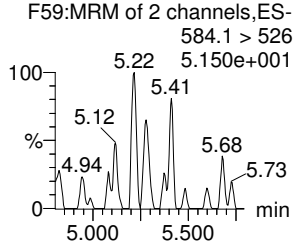

PFUdA

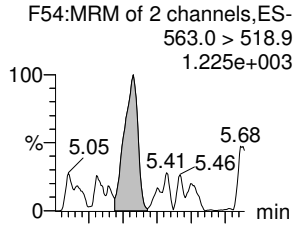

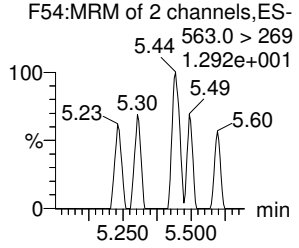

PFDS

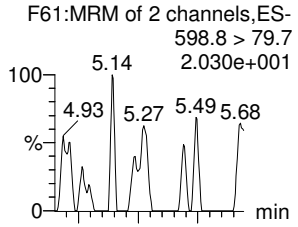

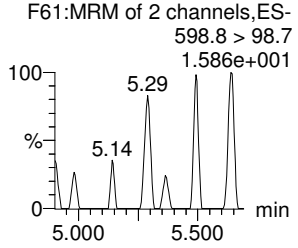

11Cl-PF30UdS

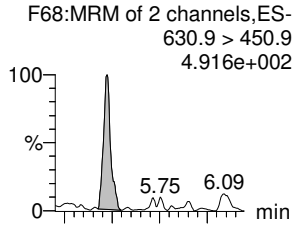

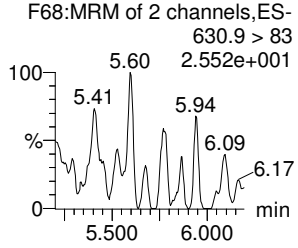

13C8-PFOS-EIS

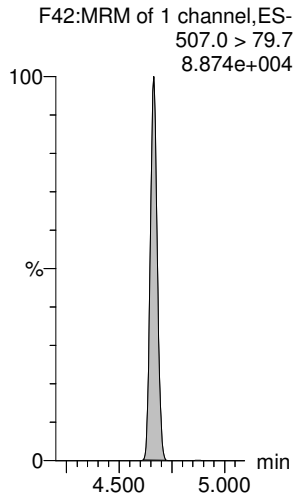

d3-N-MeFOSAA-EIS

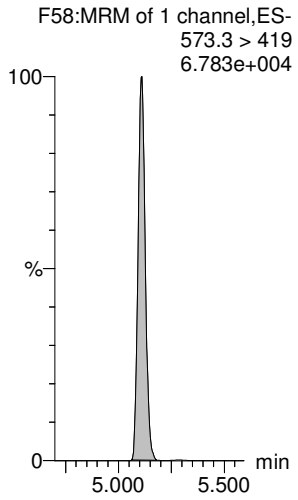

d5-N-EtFOSAA-EIS

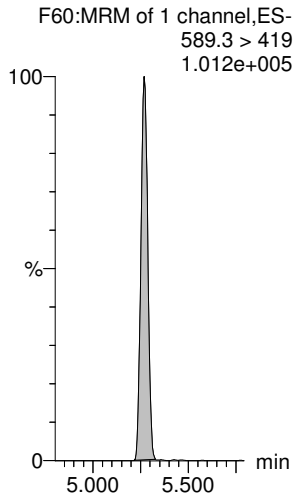

13C2-PFUdA-EIS

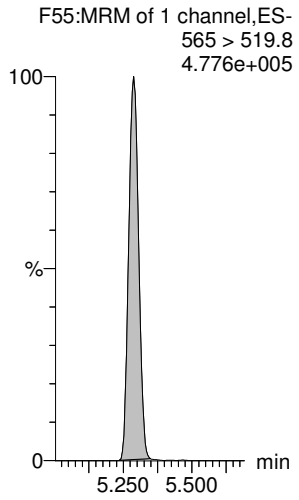

13C8-PFOS-EIS

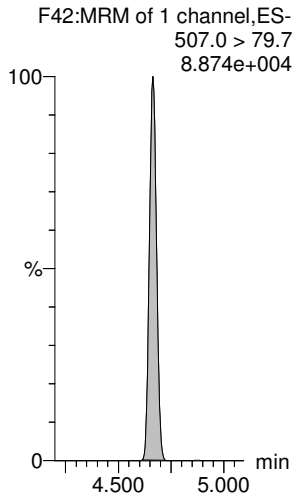

13C2-PFDoA-EIS

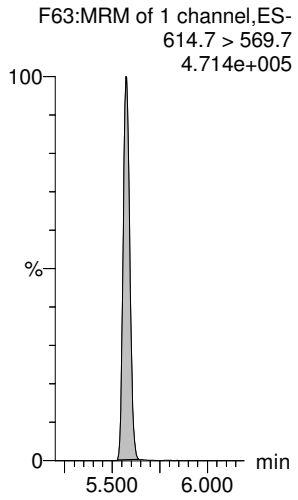

Dataset: Untitled

Last Altered: Tuesday, March 31, 2020 10:11:02 Pacific Daylight Time
Printed: Tuesday, March 31, 2020 10:11:24 Pacific Daylight Time

Name: 200330P1-15, Date: 30-Mar-2020, Time: 17:50:14, ID: IB, Description: IB

10:2 FTS

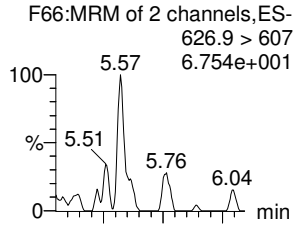

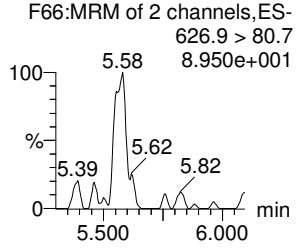

PFDoA

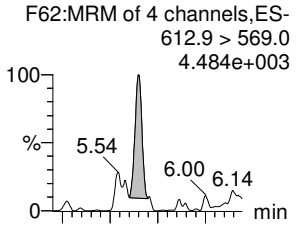

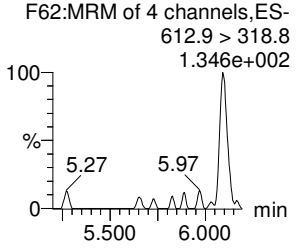

N-MeFOSA

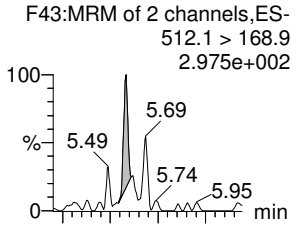

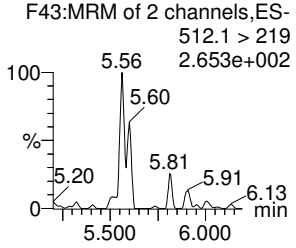

PFTrDA

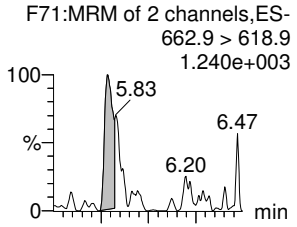

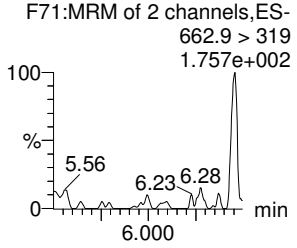

PFDoS

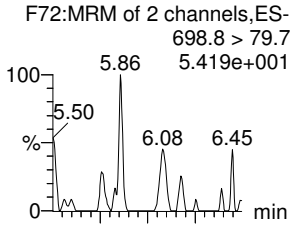

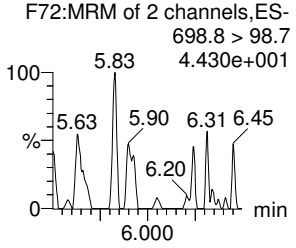

PFTeDA

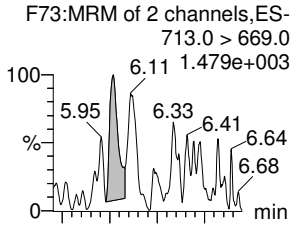

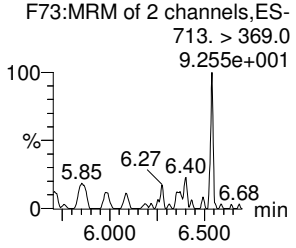

13C2-10:2 FTS-EIS

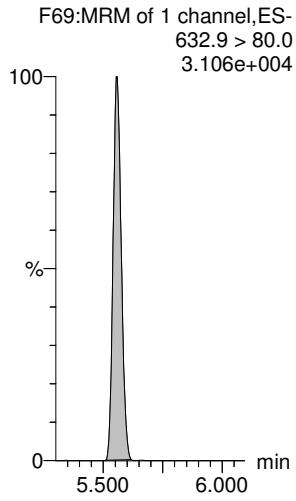

13C2-PFDoA-EIS

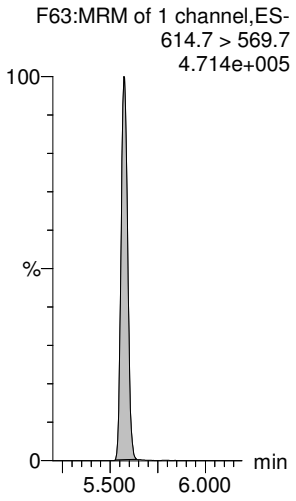

d3-N-MeFOSA-EIS

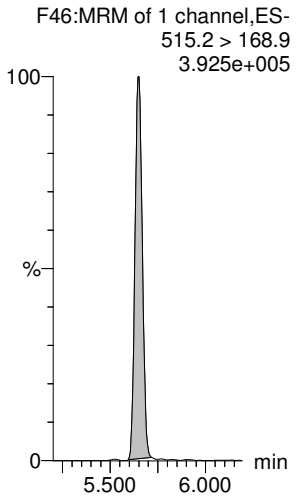

13C2-PFDoA-EIS

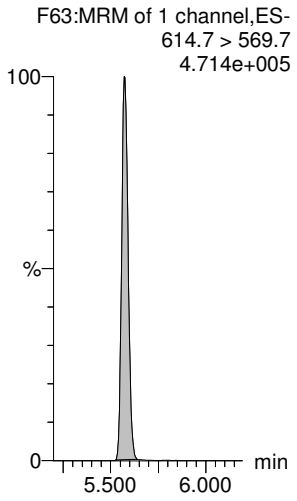

13C2-PFTeDA-EIS

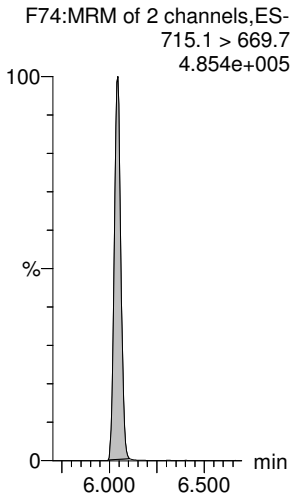

13C2-PFTeDA-EIS

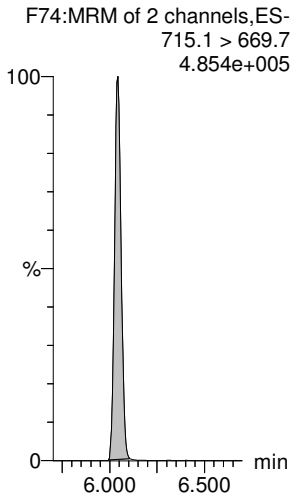

Dataset: Untitled

Last Altered: Tuesday, March 31, 2020 10:11:02 Pacific Daylight Time
Printed: Tuesday, March 31, 2020 10:11:24 Pacific Daylight Time

Name: 200330P1-15, Date: 30-Mar-2020, Time: 17:50:14, ID: IB, Description: IB

N-EtFOSA

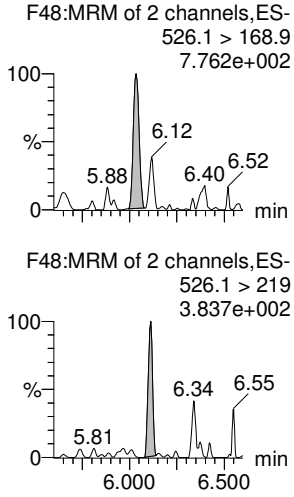

PFHxDA

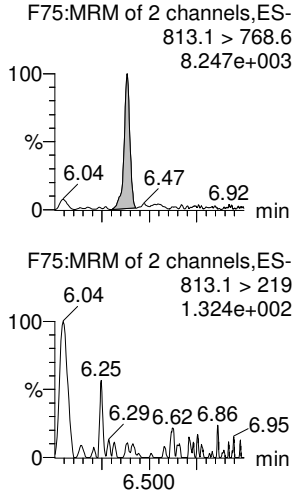

PFODA

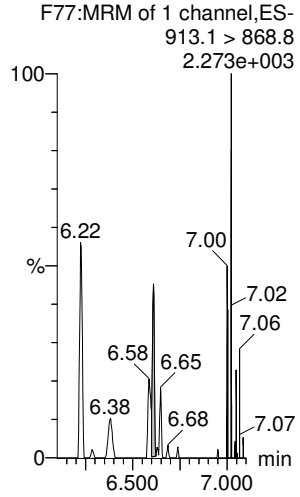

N-MeFOSE

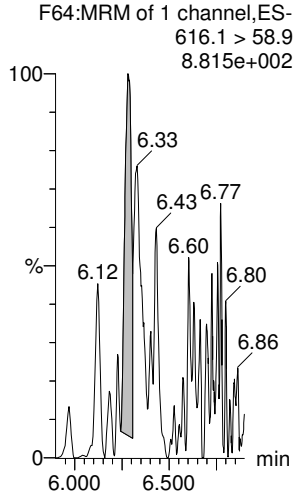

N-EtFOSE

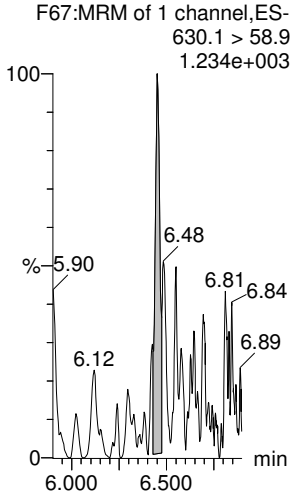

13C3-PFBA-RSD

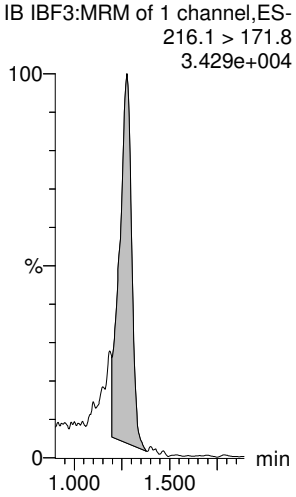

d5-N-ETFOSA-EIS

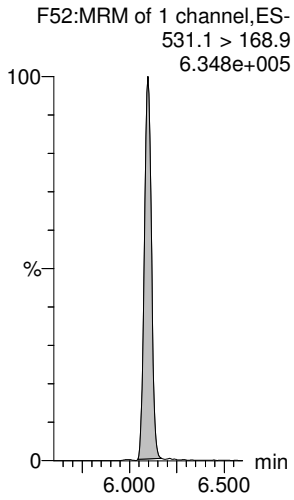

13C2-PFHxDA-EIS

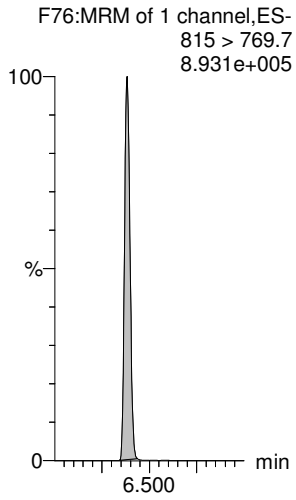

13C2-PFHxDA-EIS

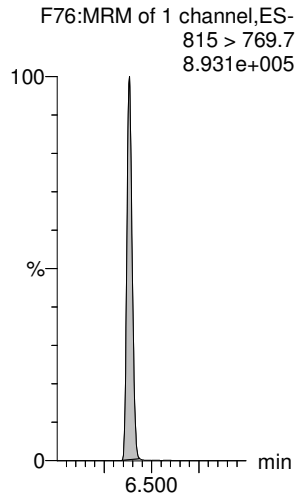

d7-N-MeFOSE-EIS

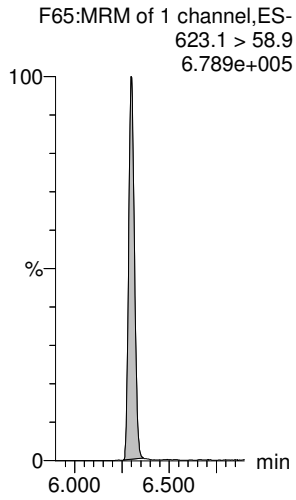

d9-N-EtFOSE-EIS

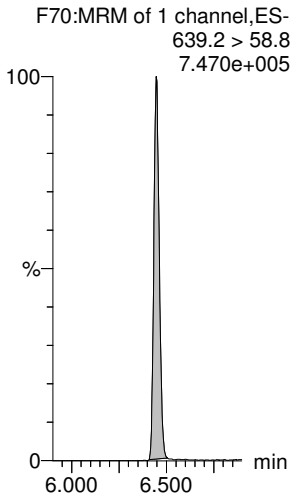

13C3-PFPeA-RSD

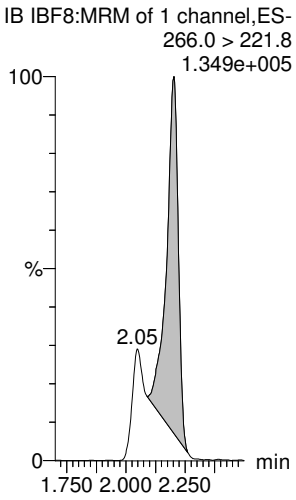

Dataset: Untitled

Last Altered: Tuesday, March 31, 2020 10:11:02 Pacific Daylight Time
Printed: Tuesday, March 31, 2020 10:11:24 Pacific Daylight Time

Name: 200330P1-15, Date: 30-Mar-2020, Time: 17:50:14, ID: IB, Description: IB

13C3-PFBS-RSD

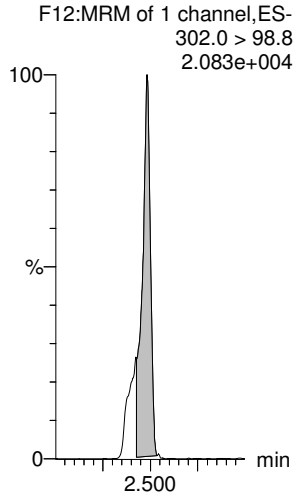

13C3-HFPO-DA-RSD

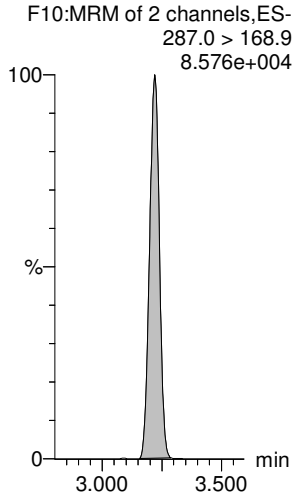

13C2-4:2 FTS-RSD

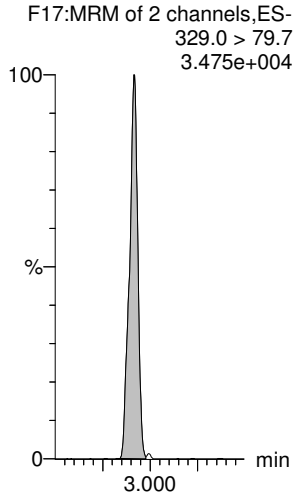

13C2-PFHxA-RSD

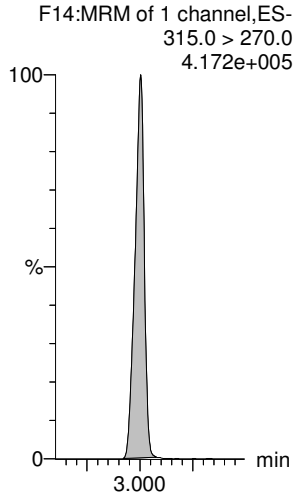

13C4-PFHpA-RSD

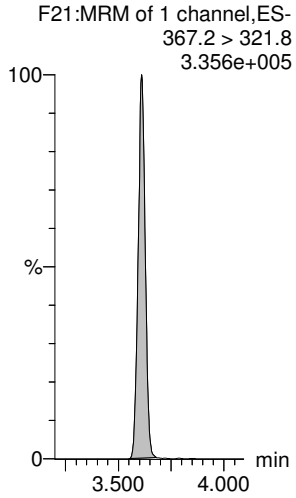

13C3-PFHxS-RSD

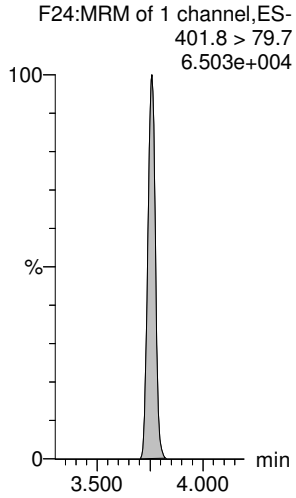

13C2-6:2 FTS-RSD

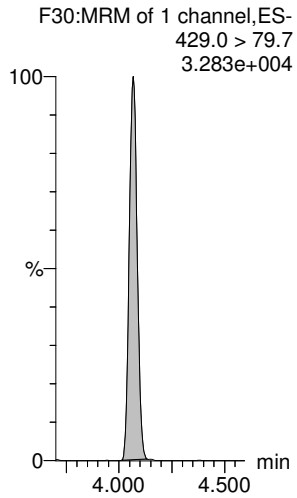

13C5-PFNA-RSD

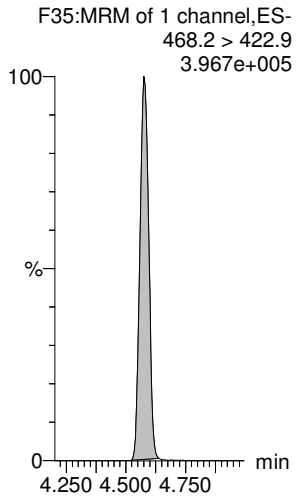

13C8-PFOSA-RSD

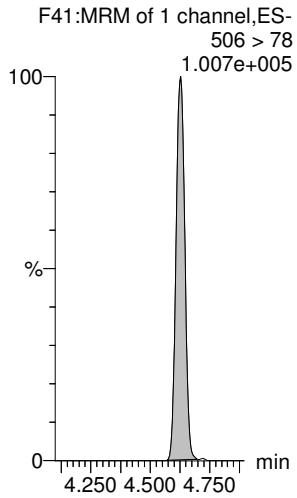

13C2-PFOA-RSD

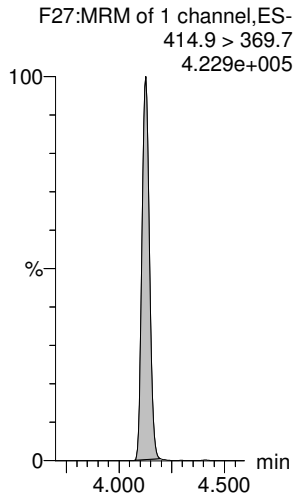

13C8-PFOS-RSD

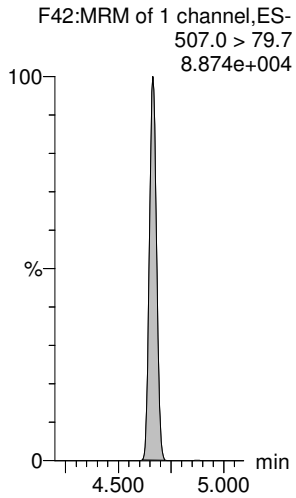

13C2-PFDA-RSD

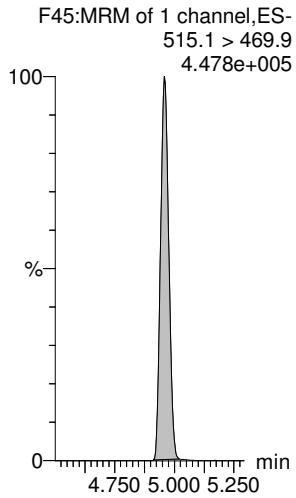

Dataset: Untitled

Last Altered: Tuesday, March 31, 2020 10:11:02 Pacific Daylight Time
Printed: Tuesday, March 31, 2020 10:11:24 Pacific Daylight Time

Name: 200330P1-15, Date: 30-Mar-2020, Time: 17:50:14, ID: IB, Description: IB

13C2-8:2 FTS-RSD

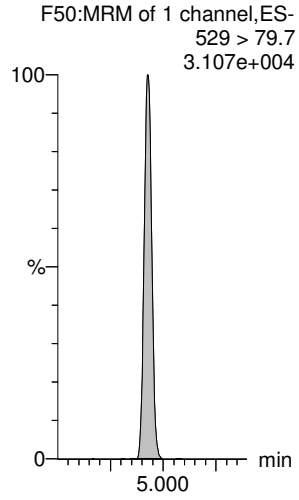

d3-N-MeFOSAA-RSD

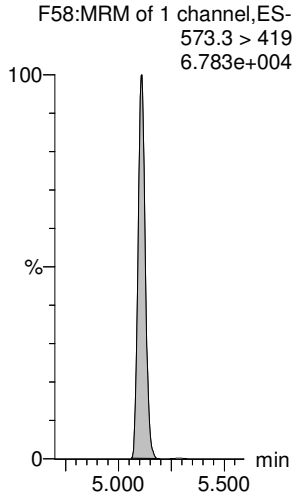

13C2-PFUdA-RSD

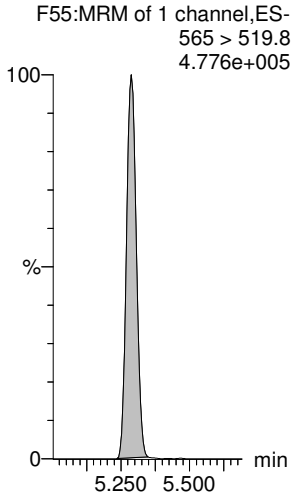

d5-N-EtFOSAA-RSD

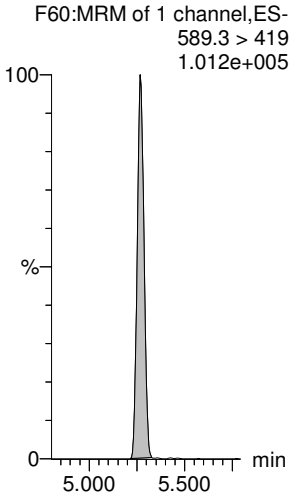

13C2-PFDoA-RSD

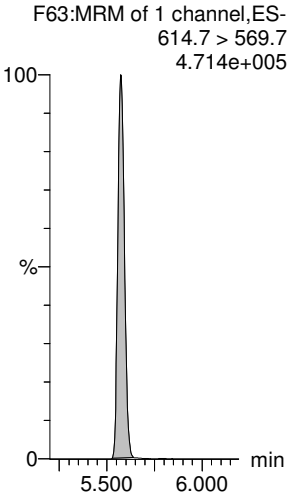

13C2-10:2 FTS-RSD

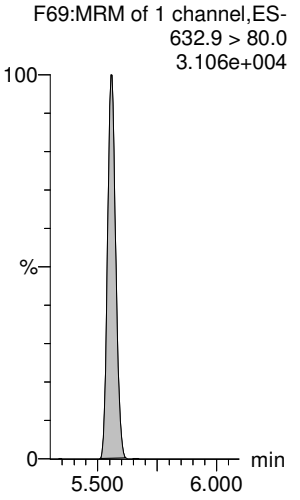

d3-N-MeFOSA-RSD

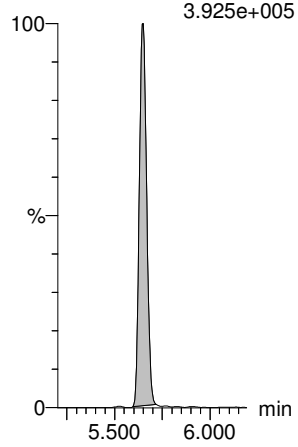

13C2-PFTeDA-RSD

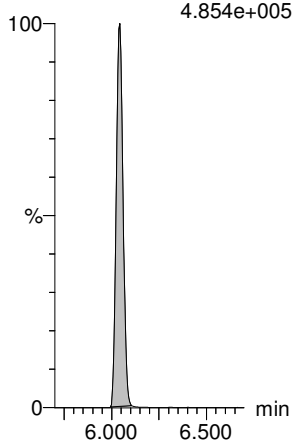

d5-N-ETFOSA-RSD

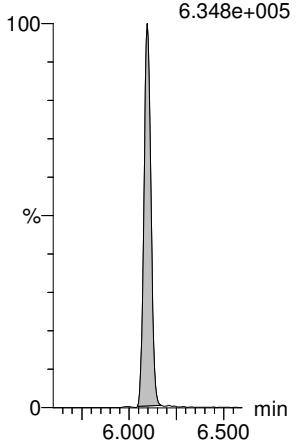

13C2-PFHxDA-RSD

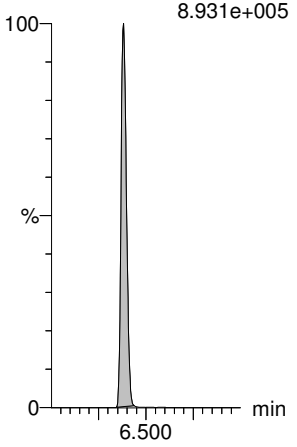

d7-N-MeFOSE-RSD

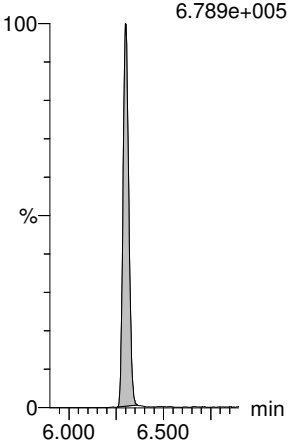

d9-N-EtFOSE-RSD

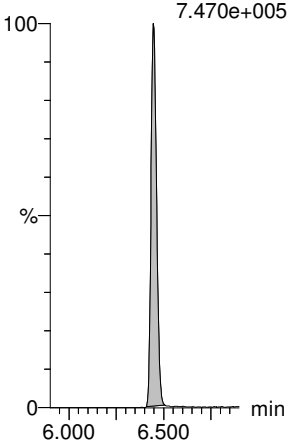

Dataset: Untitled

Last Altered: Tuesday, March 31, 2020 10:11:02 Pacific Daylight Time
Printed: Tuesday, March 31, 2020 10:11:24 Pacific Daylight Time

Name: 200330P1-15, Date: 30-Mar-2020, Time: 17:50:14, ID: IB, Description: IB

13C4-PFBA

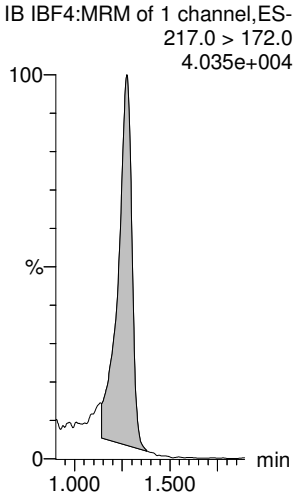

13C5-PFHxA

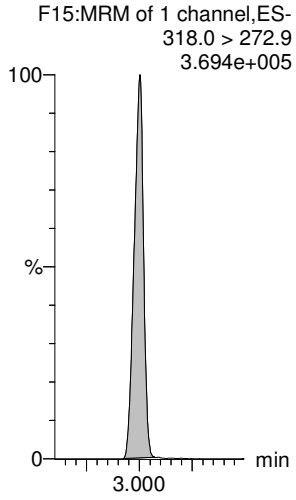

13C8-PFOA

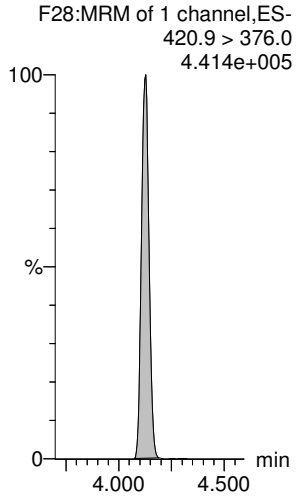

18O2-PFHxS

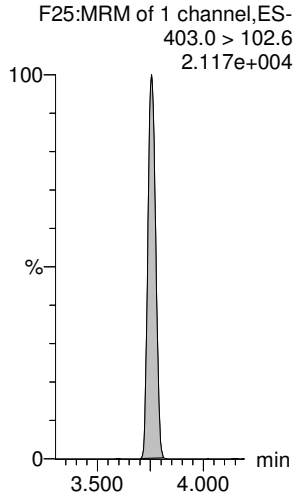

13C9-PFNA

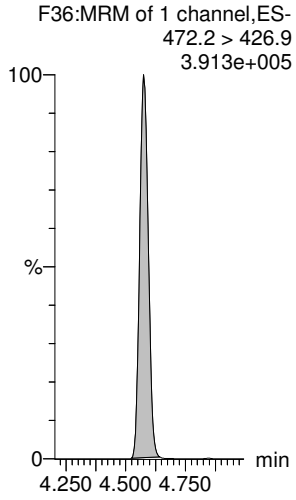

13C4-PFOS

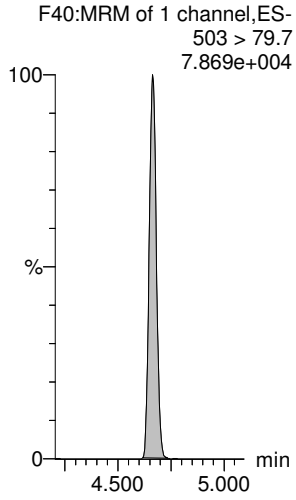

13C6-PFDA

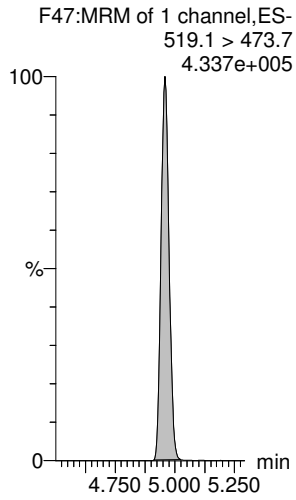

13C7-PFUdA

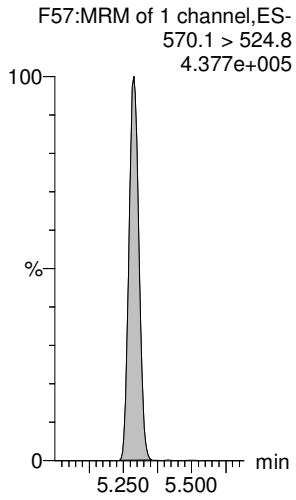

Dataset: Untitled

Last Altered: Tuesday, March 31, 2020 10:11:02 Pacific Daylight Time
Printed: Tuesday, March 31, 2020 10:11:24 Pacific Daylight Time

Name: 200330P1-15, Date: 30-Mar-2020, Time: 17:50:14, ID: IB, Description: IB

	#	Name	Trace	Area	IS Area	wt/vol	RT	Response	Std. Conc	Conc.	%Rec	Recovery ...	Ion Ratio	Ratio Out?
1	1	PFBA	213.0 > 168.8	6.556	2383.369	0.000	1.32	0.034		0.0521		NO		
2	2	PFPrS	248.9 > 79.7		988.192	0.000						NO		YES
3	3	3:3 FTCA	240.9 > 176.9		9218.452	0.000						NO		YES
4	4	PFPeA	263.1 > 218.9		9218.452	0.000						NO		
5	5	PFBS	299.0 > 79.7		988.192	0.000						NO		YES
6	6	4:2 FTS	327.0 > 307		1739.196	0.000						NO		YES
7	47	13C3-PFBA-EIS	216.1 > 171.8	2383.369		0.000	1.28	2383.369	12.500	4.54	36.4	YES		
8	51	13C3-PFBS-EIS	302.0 > 98.8	988.192		0.000	2.48	988.192	12.500	9.36	74.9	NO		
9	49	13C3-PFPeA-EIS	266.0 > 221.8	9218.452		0.000	2.20	9218.452	12.500	9.54	76.3	NO		
10	49	13C3-PFPeA-EIS	266.0 > 221.8	9218.452		0.000	2.20	9218.452	12.500	9.54	76.3	NO		
11	51	13C3-PFBS-EIS	302.0 > 98.8	988.192		0.000	2.48	988.192	12.500	9.36	74.9	NO		
12	55	13C2-4:2 FTS-EIS	329.0 >79.7	1739.196		0.000	2.91	1739.196	12.500	12.8	102.0	NO		
13	-1													
14	7	PFHxA	313.0 > 269.0	24.669	20751.158	0.000	3.00	0.015				NO		YES
15	8	PFPeS	349.>79.7		988.192	0.000						NO		YES
16	9	HFPO-DA	285.1 > 168.9		4056.698	0.000						NO		YES
17	10	5:3 FTCA	340.9 > 236.9		13003.278	0.000						NO		YES
18	11	PFHpA	363.0 > 318.9	10.403	13003.278	0.000	3.56	0.010				NO		YES
19	12	ADONA	376.8 > 250.9	24.815	13003.278	0.000	3.68	0.024				NO	2.471	NO
20	57	13C2-PFHxA-EIS	315.0 > 270.0	20751.158		0.000	3.00	20751.158	12.500	11.9	95.3	NO		
21	51	13C3-PFBS-EIS	302.0 > 98.8	988.192		0.000	2.48	988.192	12.500	9.36	74.9	NO		
22	53	13C3-HFPO-DA-EIS	287.0 > 168.9	4056.698		0.000	3.22	4056.698	12.500	11.3	90.7	NO		
23	59	13C4-PFHpA-EIS	367.2 > 321.8	13003.278		0.000	3.61	13003.278	12.500	12.1	96.4	NO		
24	59	13C4-PFHpA-EIS	367.2 > 321.8	13003.278		0.000	3.61	13003.278	12.500	12.1	96.4	NO		
25	59	13C4-PFHpA-EIS	367.2 > 321.8	13003.278		0.000	3.61	13003.278	12.500	12.1	96.4	NO		
26	-1													
27	13	L-PFHxS	398.9 > 79.7		2635.032	0.000						NO		YES
28	15	6:2 FTS	427.0 > 407		1426.618	0.000						NO		YES
29	16	L-PFOA	412.8 > 368.9	74.274	17156.666	0.000	4.13	0.054		0.00179		NO	8.315	YES
30	18	PFecHS	460.8 > 381.0		17156.666	0.000						NO		YES
31	19	PFHpS	449.0 > 79.7	10.669	3396.796	0.000	4.19	0.039		0.104		NO		YES
32	20	7:3 FTCA	440.9 > 336.9		16573.078	0.000						NO		YES
33	61	13C3-PFHxS-EIS	401.8 > 79.7	2635.032		0.000	3.76	2635.032	12.500	13.1	104.9	NO		
34	63	13C2-6:2 FTS-EIS	429.0 >79.7	1426.618		0.000	4.07	1426.618	12.500	11.5	92.1	NO		
35	69	13C2-PFOA-EIS	414.9 > 369.7	17156.666		0.000	4.13	17156.666	12.500	12.0	95.9	NO		
36	69	13C2-PFOA-EIS	414.9 > 369.7	17156.666		0.000	4.13	17156.666	12.500	12.0	95.9	NO		

Dataset: Untitled

Last Altered: Tuesday, March 31, 2020 10:11:02 Pacific Daylight Time
Printed: Tuesday, March 31, 2020 10:11:24 Pacific Daylight Time

Name: 200330P1-15, Date: 30-Mar-2020, Time: 17:50:14, ID: IB, Description: IB

	#	Name	Trace	Area	IS Area	wt/vol	RT	Response	Std. Conc	Conc.	%Rec	Recovery ...	Ion Ratio	Ratio Out?
37	71	13C8-PFOS-EIS	507.0 > 79.7	3396.796		0.000	4.66	3396.796	12.500	11.9	94.9	NO		
38	65	13C5-PFNA-EIS	468.2 > 422.9	16573.078		0.000	4.58	16573.078	12.500	12.7	101.9	NO		
39	-1													
40	21	PFNA	463.0 > 418.8	54.558	16573.078	0.000	4.57	0.041				NO		YES
41	22	PFOSA	497.9 > 77.9	10.042	4207.711	0.000	4.57	0.030		0.0598		NO		YES
42	23	L-PFOS	498.9 > 79.7		3396.796	0.000						NO		YES
43	25	9Cl-PF30NS	531 > 351	9.561	3396.796	0.000	4.84	0.035				NO	0.863	YES
44	26	PFDA	513 > 468.8	52.445	17348.332	0.000	4.98	0.038		0.0315		NO		YES
45	27	8:2 FTS	526.9 > 506.8		1254.483	0.000						NO		YES
46	65	13C5-PFNA-EIS	468.2 > 422.9	16573.078		0.000	4.58	16573.078	12.500	12.7	101.9	NO		
47	67	13C8-PFOSA-EIS	506 > 78	4207.711		0.000	4.63	4207.711	12.500	11.8	94.6	NO		
48	71	13C8-PFOS-EIS	507.0 > 79.7	3396.796		0.000	4.66	3396.796	12.500	11.9	94.9	NO		
49	71	13C8-PFOS-EIS	507.0 > 79.7	3396.796		0.000	4.66	3396.796	12.500	11.9	94.9	NO		
50	73	13C2-PFDA-EIS	515.1 > 469.9	17348.332		0.000	4.96	17348.332	12.500	12.3	98.1	NO		
51	75	13C2-8:2 FTS-EIS	529 > 79.7	1254.483		0.000	4.93	1254.483	12.500	11.8	94.1	NO		
52	-1													
53	28	PFNS	549.1 > 79.7		3396.796	0.000						NO		YES
54	29	L-MeFOSAA	570 > 419	6.439	2603.657	0.000	5.29	0.031				NO		YES
55	31	L-EtFOSAA	584.1 > 419	8.495	4181.532	0.000	5.23	0.025		0.0367		NO		YES
56	33	PFUdA	563.0 > 518.9	69.571	19781.109	0.000	5.29	0.044				NO		YES
57	34	PFDS	598.8 > 79.7		3396.796	0.000						NO		YES
58	35	11Cl-PF30UdS	630.9 > 450.9	20.679	18577.584	0.000	5.47	0.014				NO		YES
59	71	13C8-PFOS-EIS	507.0 > 79.7	3396.796		0.000	4.66	3396.796	12.500	11.9	94.9	NO		
60	77	d3-N-MeFOSAA-EIS	573.3 > 419	2603.657		0.000	5.11	2603.657	12.500	13.5	108.2	NO		
61	81	d5-N-EtFOSAA-EIS	589.3 > 419	4181.532		0.000	5.27	4181.532	12.500	11.7	93.3	NO		
62	79	13C2-PFUdA-EIS	565 > 519.8	19781.109		0.000	5.29	19781.109	12.500	11.9	95.4	NO		
63	71	13C8-PFOS-EIS	507.0 > 79.7	3396.796		0.000	4.66	3396.796	12.500	11.9	94.9	NO		
64	83	13C2-PFDoA-EIS	614.7 > 569.7	18577.584		0.000	5.57	18577.584	12.500	12.8	102.2	NO		
65	-1													
66	36	10:2 FTS	626.9 > 607		1231.604	0.000						NO		YES
67	37	PFDoA	612.9 > 569.0	166.532	18577.584	0.000	5.65	0.112		0.150		NO		YES
68	38	N-MeFOSA	512.1 > 168.9	6.298	16990.861	0.000	5.58	0.055		0.00567		NO		YES
69	39	PFTrDA	662.9 > 618.9	60.998	18577.584	0.000	5.78	0.041		0.0761		NO		YES
70	40	PFDoS	698.8 > 79.7		19646.686	0.000						NO		YES
71	41	PFTeDA	713.0 > 669.0	71.044	19646.686	0.000	6.02	0.045				NO		YES
72	85	13C2-10:2 FTS-EIS	632.9 > 80.0	1231.604		0.000	5.55	1231.604	12.500	13.3	106.5	NO		

Dataset: Untitled

Last Altered: Tuesday, March 31, 2020 10:11:02 Pacific Daylight Time
Printed: Tuesday, March 31, 2020 10:11:24 Pacific Daylight Time

Name: 200330P1-15, Date: 30-Mar-2020, Time: 17:50:14, ID: IB, Description: IB

	#	Name	Trace	Area	IS Area	wt/vol	RT	Response	Std. Conc	Conc.	%Rec	Recovery ...	Ion Ratio	Ratio Out?
73	83	13C2-PFDoA-EIS	614.7 > 569.7	18577.584		0.000	5.57	18577.584	12.500	12.8	102.2	NO		
74	87	d3-N-MeFOSA-EIS	515.2 > 168.9	16990.861		0.000	5.65	16990.861	149.200	132	88.7	NO		
75	83	13C2-PFDoA-EIS	614.7 > 569.7	18577.584		0.000	5.57	18577.584	12.500	12.8	102.2	NO		
76	89	13C2-PFTeDA-EIS	715.1 > 669.7	19646.686		0.000	6.04	19646.686	12.500	12.7	101.6	NO		
77	89	13C2-PFTeDA-EIS	715.1 > 669.7	19646.686		0.000	6.04	19646.686	12.500	12.7	101.6	NO		
78	-1													
79	42	N-EtFOSA	526.1 > 168.9	27.559	27033.408	0.000	6.03	0.152		0.207		NO	2.691	YES
80	43	PFHxDA	813.1 > 768.6	283.524	29201.779	0.000	6.38	0.121		0.0755		NO		YES
81	44	PFODA	913.1 > 868.8	11.929	29201.779	0.000	6.61	0.005		0.0477		NO		
82	45	N-MeFOSE	616.1 > 58.9	33.233	23187.906	0.000	6.28	0.214		0.176		NO		
83	46	N-EtFOSE	630.1 > 58.9	35.746	25092.629	0.000	6.45	0.213		0.0890		NO		
84	48	13C3-PFBA-RSD	216.1 > 171.8	2383.369	3230.402	0.000	1.28	9.222	12.500	12.0	96.3	NO		
85	91	d5-N-ETFOSA-EIS	531.1 > 168.9	27033.408		0.000	6.10	27033.408	149.200	133	89.1	NO		
86	93	13C2-PFHxDA-EIS	815 > 769.7	29201.779		0.000	6.38	29201.779	12.500	12.8	102.5	NO		
87	93	13C2-PFHxDA-EIS	815 > 769.7	29201.779		0.000	6.38	29201.779	12.500	12.8	102.5	NO		
88	95	d7-N-MeFOSE-EIS	623.1 > 58.9	23187.906		0.000	6.30	23187.906	149.200	133	88.9	NO		
89	97	d9-N-EtFOSE-EIS	639.2 > 58.8	25092.629		0.000	6.45	25092.629	149.200	132	88.3	NO		
90	50	13C3-PFPeA-RSD	266.0 > 221.8	7187.710	18476.656	0.000	2.20	4.863	12.500	8.38	67.0	NO		
91	-1													
92	52	13C3-PFBS-RSD	302.0 > 98.8	988.192	879.271	0.000	2.48	14.048	12.500	11.7	93.8	NO		
93	54	13C3-HFPO-DA-RSD	287.0 > 168.9	4056.698	18476.656	0.000	3.22	2.744	12.500	13.1	104.7	NO		
94	56	13C2-4:2 FTS-RSD	329.0 >79.7	1739.196	879.271	0.000	2.91	24.725	12.500	15.1	121.1	NO		
95	58	13C2-PFHxA-RSD	315.0 > 270.0	20751.158	18476.656	0.000	3.00	14.039	12.500	13.8	110.4	NO		
96	60	13C4-PFHpA-RSD	367.2 > 321.8	13003.278	18476.656	0.000	3.61	8.797	12.500	13.6	108.7	NO		
97	62	13C3-PFHxS-RSD	401.8 > 79.7	2635.032	879.271	0.000	3.76	37.460	12.500	14.7	117.2	NO		
98	64	13C2-6:2 FTS-RSD	429.0 >79.7	1426.618	3018.262	0.000	4.07	5.908	12.500	12.7	102.0	NO		
99	66	13C5-PFNA-RSD	468.2 > 422.9	16573.078	16092.321	0.000	4.58	12.873	12.500	13.7	109.8	NO		
100	68	13C8-PFOSA-RSD	506 > 78	4207.711	18460.500	0.000	4.63	2.849	12.500	13.1	104.5	NO		
101	70	13C2-PFOA-RSD	414.9 > 369.7	17156.666	17958.609	0.000	4.13	11.942	12.500	13.2	105.9	NO		
102	72	13C8-PFOS-RSD	507.0 > 79.7	3396.796	3018.262	0.000	4.66	14.068	12.500	13.8	110.5	NO		
103	74	13C2-PFDA-RSD	515.1 > 469.9	17348.332	16456.648	0.000	4.96	13.177	12.500	13.8	110.8	NO		
104	-1													
105	76	13C2-8:2 FTS-RSD	529 > 79.7	1254.483	3018.262	0.000	4.93	5.195	12.500	13.1	104.7	NO		
106	78	d3-N-MeFOSAA-RSD	573.3 > 419	2603.657	18460.500	0.000	5.11	1.763	12.500	14.2	113.4	NO		
107	80	13C2-PFUdA-RSD	565 > 519.8	19781.109	18460.500	0.000	5.29	13.394	12.500	13.2	105.3	NO		
108	82	d5-N-EtFOSAA-RSD	589.3 > 419	4181.532	18460.500	0.000	5.27	2.831	12.500	14.0	111.7	NO		

Dataset: Untitled

Last Altered: Tuesday, March 31, 2020 10:11:02 Pacific Daylight Time
Printed: Tuesday, March 31, 2020 10:11:24 Pacific Daylight Time

Name: 200330P1-15, Date: 30-Mar-2020, Time: 17:50:14, ID: IB, Description: IB

	#	Name	Trace	Area	IS Area	wt/vol	RT	Response	Std. Conc	Conc.	%Rec	Recovery ...	Ion Ratio	Ratio Out?
109	84	13C2-PFDoA-RSD	614.7 > 569.7	18577.584	16456.648	0.000	5.57	14.111	12.500	14.2	113.2	NO		
110	86	13C2-10:2 FTS-RSD	632.9 > 80.0	1231.604	3018.262	0.000	5.55	5.101	12.500	15.1	121.0	NO		
111	88	d3-N-MeFOSA-RSD	515.2 > 168.9	16990.861	18460.500	0.000	5.65	11.505	149.200	140	93.6	NO		
112	90	13C2-PFTeDA-RSD	715.1 > 669.7	19646.686	18460.500	0.000	6.04	13.303	12.500	13.4	107.1	NO		
113	92	d5-N-ETFOSA-RSD	531.1 > 168.9	27033.408	18460.500	0.000	6.10	18.305	149.200	143	96.0	NO		
114	94	13C2-PFHxDA-RSD	815 > 769.7	29201.779	18460.500	0.000	6.38	19.773	12.500	13.2	105.5	NO		
115	96	d7-N-MeFOSE-RSD	623.1 > 58.9	23187.906	18460.500	0.000	6.30	15.701	149.200	140	93.8	NO		
116	98	d9-N-EtFOSE-RSD	639.2 > 58.8	25092.629	18460.500	0.000	6.45	16.991	149.200	138	92.7	NO		
117	-1													
118	99	13C4-PFBA	217.0 > 172.0	3230.402	3230.402	0.000	1.27	12.500	12.500	12.5	100.0	NO		
119	1...	13C5-PFHxA	318.0 > 272.9	18476.656	18476.656	0.000	3.00	12.500	12.500	12.5	100.0	NO		
120	1...	13C8-PFOA	420.9 > 376.0	17958.609	17958.609	0.000	4.13	12.500	12.500	12.5	100.0	NO		
121	1...	18O2-PFHxS	403.0 > 102.6	879.271	879.271	0.000	3.75	12.500	12.500	12.5	100.0	NO		
122	1...	13C9-PFNA	472.2 > 426.9	16092.321	16092.321	0.000	4.58	12.500	12.500	12.5	100.0	NO		
123	1...	13C4-PFOS	503 > 79.7	3018.262	3018.262	0.000	4.66	12.500	12.500	12.5	100.0	NO		
124	1...	13C6-PFDA	519.1 > 473.7	16456.648	16456.648	0.000	4.96	12.500	12.500	12.5	100.0	NO		
125	1...	13C7-PFUdA	570.1 > 524.8	18460.500	18460.500	0.000	5.29	12.500	12.500	12.5	100.0	NO		

LC Calibration Standards Review Checklist Q5

		ION Ratio	Concentration	C-Cals Name	Sign Date	Correct I-Cal	Manual Integrations	MA
Calibration ID: ST200330P1-11	L M H	☑	☑	☑	☑	☐	☑	☐
Calibration ID: -12	L M H	☑	☑	☑	☑	☑	☑	☐
Calibration ID: -13	L M H	☑	☑	☑	☑	☑	☑	☐
Calibration ID: -14	L M H	☑	☑	☑	☑	☑	☑	☐
Calibration ID: -15	L M H	☑	☑ (M)	☑	☑	☑	☑	☐
Calibration ID: -16	L M H	☑	☑	☑	☑	☑	☑	☐
Calibration ID:	L M H	☐	☐	☐	☐	☐	☐	☐
Calibration ID:	L M H	MA OPV 03/31/20	☐	☐	☐	☐	☐	☐
Calibration ID:	L M H	☐	☐	☐	☐	☐	☐	☐
Calibration ID:	L M H	☐	☐	☐	☐	☐	☐	☐

Full Mass Cal. Date: 20200313

Run Log Present: ☑

# of Samples per Sequence Checked: —

Instrument Blank Saved ☑

All Branches in Acquisition Window ☑

IIS Area Saved MA

Reviewed By: B. P. 3/31/2020
Initials/Date

Comments:

(M) 8:2 FTS Above criteria Limit.

Dataset: Untitled

Last Altered: Tuesday, March 31, 2020 10:16:35 Pacific Daylight Time
Printed: Tuesday, March 31, 2020 10:17:35 Pacific Daylight Time

B.P. 03/31/2020

Name: 200330P1-31, Date: 30-Mar-2020, Time: 20:38:19, ID: ST200330P1-11 PFC CS3 20C2306, Description: PFC CS3 20C2306

	#	Name	Trace	Area	IS Area	wt/vol	RT	Response	Std. Conc	Conc.	%Rec	Recovery ...	Ion Ratio	Ratio Out?
1	1	PFBA	213.0 > 168.8	6692.171	6614.745	0.000	1.25	12.646	10.000	11.0	110.4	NO		
2	2	PFPrS	248.9 > 79.7	1284.799	1294.631	0.000	1.57	12.405	10.000	11.5	115.1	NO	2.855	NO
3	3	3:3 FTCA	240.9 > 176.9	1429.416	12360.144	0.000	2.04	1.446	10.000	11.0	109.5	NO	3.638	NO
4	4	PFPeA	263.1 > 218.9	10337.916	12360.144	0.000	2.18	10.455	10.000	10.7	106.8	NO		
5	5	PFBS	299.0 > 79.7	2559.845	1294.631	0.000	2.46	24.716	10.000	10.7	106.6	NO	3.410	NO
6	6	4:2 FTS	327.0 > 307	2368.043	2030.651	0.000	2.90	14.577	10.000	10.1	101.3	NO	1.174	NO
7	47	13C3-PFBA-EIS	216.1 > 171.8	6614.745		0.000	1.25	6614.745	12.500	12.6	100.9	NO		
8	51	13C3-PFBS-EIS	302.0 > 98.8	1294.631		0.000	2.46	1294.631	12.500	12.3	98.1	NO		
9	49	13C3-PFPeA-EIS	266.0 > 221.8	12360.144		0.000	2.18	12360.144	12.500	12.8	102.3	NO		
10	49	13C3-PFPeA-EIS	266.0 > 221.8	12360.144		0.000	2.18	12360.144	12.500	12.8	102.3	NO		
11	51	13C3-PFBS-EIS	302.0 > 98.8	1294.631		0.000	2.46	1294.631	12.500	12.3	98.1	NO		
12	55	13C2-4:2 FTS-EIS	329.0 >79.7	2030.651		0.000	2.90	2030.651	12.500	14.9	119.1	NO		
13	-1													
14	7	PFHxA	313.0 > 269.0	15844.171	21242.713	0.000	2.99	9.323	10.000	10.8	107.6	NO	17.725	NO
15	8	PFPeS	349.>79.7	2488.310	1294.631	0.000	3.20	24.025	10.000	10.3	103.5	NO	2.294	NO
16	9	HFPO-DA	285.1 > 168.9	3775.928	4234.358	0.000	3.21	11.147	10.000	11.2	112.3	NO	2.762	NO
17	10	5:3 FTCA	340.9 > 236.9	3444.780	13264.827	0.000	3.54	3.246	10.000	11.1	111.0	NO	1.763	NO
18	11	PFHpA	363.0 > 318.9	13129.362	13264.827	0.000	3.60	12.372	10.000	10.4	104.3	NO	24.487	NO
19	12	ADONA	376.8 > 250.9	30981.594	13264.827	0.000	3.71	29.195	10.000	10.7	107.5	NO	3.715	NO
20	57	13C2-PFHxA-EIS	315.0 > 270.0	21242.713		0.000	2.99	21242.713	12.500	12.2	97.5	NO		
21	51	13C3-PFBS-EIS	302.0 > 98.8	1294.631		0.000	2.46	1294.631	12.500	12.3	98.1	NO		
22	53	13C3-HFPO-DA-EIS	287.0 > 168.9	4234.358		0.000	3.21	4234.358	12.500	11.8	94.7	NO		
23	59	13C4-PFHpA-EIS	367.2 > 321.8	13264.827		0.000	3.60	13264.827	12.500	12.3	98.4	NO		
24	59	13C4-PFHpA-EIS	367.2 > 321.8	13264.827		0.000	3.60	13264.827	12.500	12.3	98.4	NO		
25	59	13C4-PFHpA-EIS	367.2 > 321.8	13264.827		0.000	3.60	13264.827	12.500	12.3	98.4	NO		
26	-1													
27	13	L-PFHxS	398.9 > 79.7	2400.986	2890.399	0.000	3.75	10.383	10.000	9.88	98.8	NO	2.398	NO
28	15	6:2 FTS	427.0 > 407	2348.412	1510.956	0.000	4.06	19.428	10.000	10.8	108.2	NO	1.412	NO
29	16	L-PFOA	412.8 > 368.9	16982.666	17854.078	0.000	4.12	11.890	10.000	10.4	103.6	NO	2.834	NO
30	18	PFecHS	460.8 > 381.0	2345.279	17854.078	0.000	4.13	1.642	10.000	9.94	99.4	NO	0.501	NO
31	19	PFHpS	449.0 > 79.7	2551.477	3323.849	0.000	4.24	9.595	10.000	10.8	107.8	NO	2.001	NO
32	20	7:3 FTCA	440.9 > 336.9	4196.086	16546.658	0.000	4.55	3.170	10.000	11.3	113.0	NO	1.716	NO
33	61	13C3-PFHxS-EIS	401.8 > 79.7	2890.399		0.000	3.75	2890.399	12.500	14.4	115.1	NO		
34	63	13C2-6:2 FTS-EIS	429.0 >79.7	1510.956		0.000	4.06	1510.956	12.500	12.2	97.5	NO		
35	69	13C2-PFOA-EIS	414.9 > 369.7	17854.078		0.000	4.12	17854.078	12.500	12.5	99.8	NO		
36	69	13C2-PFOA-EIS	414.9 > 369.7	17854.078		0.000	4.12	17854.078	12.500	12.5	99.8	NO		

OPV 3/31/2020

Dataset: Untitled

Last Altered: Tuesday, March 31, 2020 10:16:35 Pacific Daylight Time
Printed: Tuesday, March 31, 2020 10:17:35 Pacific Daylight Time

Name: 200330P1-31, Date: 30-Mar-2020, Time: 20:38:19, ID: ST200330P1-11 PFC CS3 20C2306, Description: PFC CS3 20C2306

	#	Name	Trace	Area	IS Area	wt/vol	RT	Response	Std. Conc	Conc.	%Rec	Recovery ...	Ion Ratio	Ratio Out?
37	71	13C8-PFOS-EIS	507.0 > 79.7	3323.849		0.000	4.66	3323.849	12.500	11.6	92.8	NO		
38	65	13C5-PFNA-EIS	468.2 > 422.9	16546.658		0.000	4.57	16546.658	12.500	12.7	101.7	NO		
39	-1													
40	21	PFNA	463.0 > 418.8	16534.912	16546.658	0.000	4.57	12.491	10.000	10.9	109.1	NO	7.827	NO
41	22	PFOSA	497.9 > 77.9	3036.364	4802.821	0.000	4.62	7.903	10.000	9.87	98.7	NO	25.154	NO
42	23	L-PFOS	498.9 > 79.7	2378.503	3323.849	0.000	4.66	8.945	10.000	9.61	96.1	NO	2.277	NO
43	25	9Cl-PF30NS	531 > 351	3640.841	3323.849	0.000	4.88	13.692	10.000	11.1	110.6	NO	14.725	NO
44	26	PFDA	513 > 468.8	17795.029	17255.070	0.000	4.95	12.891	10.000	10.8	107.6	NO	8.702	NO
45	27	8:2 FTS	526.9 > 506.8	994.777	1243.169	0.000	4.92	10.002	10.000	11.7	117.0	NO	0.743	NO
46	65	13C5-PFNA-EIS	468.2 > 422.9	16546.658		0.000	4.57	16546.658	12.500	12.7	101.7	NO		
47	67	13C8-PFOSA-EIS	506 > 78	4802.821		0.000	4.62	4802.821	12.500	13.5	108.0	NO		
48	71	13C8-PFOS-EIS	507.0 > 79.7	3323.849		0.000	4.66	3323.849	12.500	11.6	92.8	NO		
49	71	13C8-PFOS-EIS	507.0 > 79.7	3323.849		0.000	4.66	3323.849	12.500	11.6	92.8	NO		
50	73	13C2-PFDA-EIS	515.1 > 469.9	17255.070		0.000	4.95	17255.070	12.500	12.2	97.6	NO		
51	75	13C2-8:2 FTS-EIS	529 > 79.7	1243.169		0.000	4.92	1243.169	12.500	11.7	93.2	NO		
52	-1													
53	28	PFNS	549.1 > 79.7	2319.625	3323.849	0.000	5.02	8.723	10.000	10.2	101.7	NO	2.171	NO
54	29	L-MeFOSAA	570 > 419	5814.128	2705.694	0.000	5.11	26.861	10.000	10.8	108.4	NO	2.253	NO
55	31	L-EtFOSAA	584.1 > 419	5348.743	4250.848	0.000	5.27	15.728	10.000	10.8	108.2	NO	1.268	NO
56	33	PFUdA	563.0 > 518.9	16872.303	20441.016	0.000	5.28	10.318	10.000	10.6	105.6	NO	23.702	NO
57	34	PFDS	598.8 > 79.7	2174.365	3323.849	0.000	5.33	8.177	10.000	10.5	105.1	NO	1.792	NO
58	35	11Cl-PF30UdS	630.9 > 450.9	7385.591	18861.533	0.000	5.50	4.895	10.000	11.4	114.3	NO	18.747	NO
59	71	13C8-PFOS-EIS	507.0 > 79.7	3323.849		0.000	4.66	3323.849	12.500	11.6	92.8	NO		
60	77	d3-N-MeFOSAA-EIS	573.3 > 419	2705.694		0.000	5.11	2705.694	12.500	14.1	112.5	NO		
61	81	d5-N-EtFOSAA-EIS	589.3 > 419	4250.848		0.000	5.26	4250.848	12.500	11.9	94.9	NO		
62	79	13C2-PFUdA-EIS	565 > 519.8	20441.016		0.000	5.29	20441.016	12.500	12.3	98.6	NO		
63	71	13C8-PFOS-EIS	507.0 > 79.7	3323.849		0.000	4.66	3323.849	12.500	11.6	92.8	NO		
64	83	13C2-PFDoA-EIS	614.7 > 569.7	18861.533		0.000	5.57	18861.533	12.500	13.0	103.8	NO		
65	-1													
66	36	10:2 FTS	626.9 > 607	1891.514	1120.319	0.000	5.55	21.105	10.000	9.64	96.4	NO	1.321	NO
67	37	PFDoA	612.9 > 569.0	17622.252	18861.533	0.000	5.57	11.679	10.000	10.8	107.8	NO	10.283	NO
68	38	N-MeFOSA	512.1 > 168.9	7860.797	20447.957	0.000	5.60	57.357	50.000	52.2	104.4	NO	1.646	NO
69	39	PFTrDA	662.9 > 618.9	18792.523	18861.533	0.000	5.82	12.454	10.000	10.7	107.4	NO	63.103	YES
70	40	PFDoS	698.8 > 79.7	2524.398	20373.900	0.000	5.85	1.549	10.000	10.3	102.8	NO	3.227	NO
71	41	PFTeDA	713.0 > 669.0	18745.855	20373.900	0.000	6.04	11.501	10.000	11.2	111.6	NO	15.488	NO
72	85	13C2-10:2 FTS-EIS	632.9 > 80.0	1120.319		0.000	5.55	1120.319	12.500	12.1	96.8	NO		

OPV 3/31/2020

Dataset: Untitled

Last Altered: Tuesday, March 31, 2020 10:16:35 Pacific Daylight Time
Printed: Tuesday, March 31, 2020 10:17:35 Pacific Daylight Time

Name: 200330P1-31, Date: 30-Mar-2020, Time: 20:38:19, ID: ST200330P1-11 PFC CS3 20C2306, Description: PFC CS3 20C2306

	#	Name	Trace	Area	IS Area	wt/vol	RT	Response	Std. Conc	Conc.	%Rec	Recovery ...	Ion Ratio	Ratio Out?
73	83	13C2-PFDoA-EIS	614.7 > 569.7	18861.533		0.000	5.57	18861.533	12.500	13.0	103.8	NO		
74	87	d3-N-MeFOSA-EIS	515.2 > 168.9	20447.957		0.000	5.64	20447.957	149.200	159	106.7	NO		
75	83	13C2-PFDoA-EIS	614.7 > 569.7	18861.533		0.000	5.57	18861.533	12.500	13.0	103.8	NO		
76	89	13C2-PFTeDA-EIS	715.1 > 669.7	20373.900		0.000	6.04	20373.900	12.500	13.2	105.4	NO		
77	89	13C2-PFTeDA-EIS	715.1 > 669.7	20373.900		0.000	6.04	20373.900	12.500	13.2	105.4	NO		
78	-1													
79	42	N-EtFOSA	526.1 > 168.9	10802.663	30595.787	0.000	6.07	52.679	50.000	56.3	112.5	NO	1.693	NO
80	43	PFHxDA	813.1 > 768.6	17279.260	29588.594	0.000	6.38	7.300	10.000	10.5	104.8	NO	110.681	NO
81	44	PFODA	913.1 > 868.8	20445.172	29588.594	0.000	6.62	8.637	10.000	10.5	104.6	NO		
82	45	N-MeFOSE	616.1 > 58.9	9789.872	26916.889	0.000	6.31	54.265	50.000	52.2	104.4	NO		
83	46	N-EtFOSE	630.1 > 58.9	10505.385	28746.959	0.000	6.46	54.524	50.000	52.4	104.8	NO		
84	48	13C3-PFBA-RSD	216.1 > 171.8	6614.745	8897.291	0.000	1.25	9.293	12.500	12.1	97.1	NO		
85	91	d5-N-ETFOSA-EIS	531.1 > 168.9	30595.787		0.000	6.09	30595.787	149.200	150	100.8	NO		
86	93	13C2-PFHxDA-EIS	815 > 769.7	29588.594		0.000	6.38	29588.594	12.500	13.0	103.8	NO		
87	93	13C2-PFHxDA-EIS	815 > 769.7	29588.594		0.000	6.38	29588.594	12.500	13.0	103.8	NO		
88	95	d7-N-MeFOSE-EIS	623.1 > 58.9	26916.889		0.000	6.30	26916.889	149.200	154	103.2	NO		
89	97	d9-N-EtFOSE-EIS	639.2 > 58.8	28746.959		0.000	6.45	28746.959	149.200	151	101.1	NO		
90	50	13C3-PFPeA-RSD	266.0 > 221.8	12360.144	20745.668	0.000	2.18	7.447	12.500	12.8	102.6	NO		
91	-1													
92	52	13C3-PFBS-RSD	302.0 > 98.8	1294.631	1193.186	0.000	2.46	13.563	12.500	11.3	90.5	NO		
93	54	13C3-HFPO-DA-RSD	287.0 > 168.9	4234.358	20745.668	0.000	3.21	2.551	12.500	12.2	97.4	NO		
94	56	13C2-4:2 FTS-RSD	329.0 >79.7	2030.651	1193.186	0.000	2.90	21.273	12.500	13.0	104.2	NO		
95	58	13C2-PFHxA-RSD	315.0 > 270.0	21242.713	20745.668	0.000	2.99	12.799	12.500	12.6	100.7	NO		
96	60	13C4-PFHpA-RSD	367.2 > 321.8	13264.827	20745.668	0.000	3.60	7.993	12.500	12.4	98.8	NO		
97	62	13C3-PFHxS-RSD	401.8 > 79.7	2890.399	1193.186	0.000	3.75	30.280	12.500	11.8	94.8	NO		
98	64	13C2-6:2 FTS-RSD	429.0 >79.7	1510.956	3368.204	0.000	4.06	5.607	12.500	12.1	96.8	NO		
99	66	13C5-PFNA-RSD	468.2 > 422.9	16546.658	17525.109	0.000	4.57	11.802	12.500	12.6	100.7	NO		
100	68	13C8-PFOSA-RSD	506 > 78	4802.821	21516.398	0.000	4.62	2.790	12.500	12.8	102.3	NO		
101	70	13C2-PFOA-RSD	414.9 > 369.7	17854.078	19624.635	0.000	4.12	11.372	12.500	12.6	100.8	NO		
102	72	13C8-PFOS-RSD	507.0 > 79.7	3323.849	3368.204	0.000	4.66	12.335	12.500	12.1	96.9	NO		
103	74	13C2-PFDA-RSD	515.1 > 469.9	17255.070	19628.100	0.000	4.95	10.989	12.500	11.5	92.4	NO		
104	-1													
105	76	13C2-8:2 FTS-RSD	529 > 79.7	1243.169	3368.204	0.000	4.92	4.614	12.500	11.6	93.0	NO		
106	78	d3-N-MeFOSAA-RSD	573.3 > 419	2725.434	21516.398	0.000	5.11	1.583	12.500	12.7	101.8	NO		
107	80	13C2-PFUdA-RSD	565 > 519.8	20441.016	21516.398	0.000	5.29	11.875	12.500	11.7	93.3	NO		
108	82	d5-N-EtFOSAA-RSD	589.3 > 419	4250.848	21516.398	0.000	5.26	2.470	12.500	12.2	97.4	NO		

OPV 3/31/2020

Dataset: Untitled

Last Altered: Tuesday, March 31, 2020 10:16:35 Pacific Daylight Time
Printed: Tuesday, March 31, 2020 10:17:35 Pacific Daylight Time

Name: 200330P1-31, Date: 30-Mar-2020, Time: 20:38:19, ID: ST200330P1-11 PFC CS3 20C2306, Description: PFC CS3 20C2306

	#	Name	Trace	Area	IS Area	wt/vol	RT	Response	Std. Conc	Conc.	%Rec	Recovery ...	Ion Ratio	Ratio Out?
109	84	13C2-PFDoA-RSD	614.7 > 569.7	18861.533	19628.100	0.000	5.57	12.012	12.500	12.0	96.4	NO		
110	86	13C2-10:2 FTS-RSD	632.9 > 80.0	1120.319	3368.204	0.000	5.55	4.158	12.500	12.3	98.6	NO		
111	88	d3-N-MeFOSA-RSD	515.2 > 168.9	20447.957	21516.398	0.000	5.64	11.879	149.200	144	96.7	NO		
112	90	13C2-PFTeDA-RSD	715.1 > 669.7	20373.900	21516.398	0.000	6.04	11.836	12.500	11.9	95.3	NO		
113	92	d5-N-ETFOSA-RSD	531.1 > 168.9	30595.787	21516.398	0.000	6.09	17.775	149.200	139	93.2	NO		
114	94	13C2-PFHxDA-RSD	815 > 769.7	29588.594	21516.398	0.000	6.38	17.190	12.500	11.5	91.7	NO		
115	96	d7-N-MeFOSE-RSD	623.1 > 58.9	26916.889	21516.398	0.000	6.30	15.637	149.200	139	93.4	NO		
116	98	d9-N-EtFOSE-RSD	639.2 > 58.8	28746.959	21516.398	0.000	6.45	16.701	149.200	136	91.1	NO		
117	-1													
118	99	13C4-PFBA	217.0 > 172.0	8897.291	8897.291	0.000	1.25	12.500	12.500	12.5	100.0	NO		
119	1...	13C5-PFHxA	318.0 > 272.9	20745.668	20745.668	0.000	2.99	12.500	12.500	12.5	100.0	NO		
120	1...	13C8-PFOA	420.9 > 376.0	19624.635	19624.635	0.000	4.12	12.500	12.500	12.5	100.0	NO		
121	1...	18O2-PFHxS	403.0 > 102.6	1193.186	1193.186	0.000	3.75	12.500	12.500	12.5	100.0	NO		
122	1...	13C9-PFNA	472.2 > 426.9	17525.109	17525.109	0.000	4.57	12.500	12.500	12.5	100.0	NO		
123	1...	13C4-PFOS	503 > 79.7	3368.204	3368.204	0.000	4.66	12.500	12.500	12.5	100.0	NO		
124	1...	13C6-PFDA	519.1 > 473.7	19628.100	19628.100	0.000	4.95	12.500	12.500	12.5	100.0	NO		
125	1...	13C7-PFUdA	570.1 > 524.8	21516.398	21516.398	0.000	5.28	12.500	12.500	12.5	100.0	NO		

OPV 3/31/2020

Quantify Compound Summary Report **MassLynx V4.2 SCN977**
Vista Analytical Laboratory

Dataset: Untitled

Last Altered: Tuesday, March 31, 2020 10:18:52 Pacific Daylight Time
Printed: Tuesday, March 31, 2020 10:18:56 Pacific Daylight Time

Method: D:\PFAS5.PRO\MethDB\NEW_PFAS_80C_033020.mdb 31 Mar 2020 07:57:04
Calibration: D:\PFAS5.PRO\CurveDB\C18_VAL-PFAS_Q5_03-30-20.cdb 31 Mar 2020 10:07:05

Compound name: PFBA

	#	Name	ID	Acq.Date	Acq.Time
1	1	200330P1-1	IPA	30-Mar-20	15:20:16
2	2	200330P1-2	IPA	30-Mar-20	15:30:51
3	3	200330P1-3	TESTER	30-Mar-20	15:41:22
4	4	200330P1-4	IPA	30-Mar-20	15:51:51
5	5	200330P1-5	ST200330P1-1 PFC CS-2 20C2301	30-Mar-20	16:02:22
6	6	200330P1-6	ST200330P1-2 PFC CS-1 20C2302	30-Mar-20	16:12:53
7	7	200330P1-7	ST200330P1-3 PFC CS0 20C2303	30-Mar-20	16:23:24
8	8	200330P1-8	ST200330P1-4 PFC CS1 20C2304	30-Mar-20	16:35:01
9	9	200330P1-9	ST200330P1-5 PFC CS2 20C2305	30-Mar-20	16:47:09
10	10	200330P1-10	ST200330P1-6 PFC CS3 20C2306	30-Mar-20	16:57:43
11	11	200330P1-11	ST200330P1-7 PFC CS4 20C2307	30-Mar-20	17:08:14
12	12	200330P1-12	ST200330P1-8 PFC CS5 20C2308	30-Mar-20	17:18:44
13	13	200330P1-13	ST200330P1-9 PFC CS6 20C2309	30-Mar-20	17:29:15
14	14	200330P1-14	ST200330P1-10 PFC CS7 20C2310	30-Mar-20	17:39:43
15	15	200330P1-15	IB	30-Mar-20	17:50:14
16	16	200330P1-16	ICV200330P1-1 PFC ICV 20C2311	30-Mar-20	18:00:45
17	17	200330P1-17	IB	30-Mar-20	18:11:16
18	18	200330P1-18	B0C0246-BS1 OPR 0.25	30-Mar-20	18:21:47
19	19	200330P1-19	2000521-06@5X B3 (1-2) 2.3	30-Mar-20	18:32:15
20	20	200330P1-20	2000623-06@5X DUP-AOI2-GW-01-200318 0.25421	30-Mar-20	18:42:47
21	21	200330P1-21	2000623-06 DUP-AOI2-GW-01-200318 0.25421	30-Mar-20	18:53:16
22	22	200330P1-22	IB	30-Mar-20	19:03:48
23	23	200330P1-23	2000576-02@5X CLM2A1CC 0.19	30-Mar-20	19:14:16
24	24	200330P1-24	2000576-03@5X CLM2A2CC 0.3	30-Mar-20	19:24:48
25	25	200330P1-25	2000576-04@10X CLM3A2CC 0.53	30-Mar-20	19:35:19
26	26	200330P1-26	2000576-05@5X ASR1A1CC 0.58	30-Mar-20	19:45:48
27	27	200330P1-27	2000576-07@5X CM_AS3 0.43	30-Mar-20	19:56:19
28	28	200330P1-28	2000576-06 ASR2A2CC 0.27	30-Mar-20	20:06:49
29	29	200330P1-29	2000576-08 AU_AS3 0.4	30-Mar-20	20:17:19
30	30	200330P1-30	IB	30-Mar-20	20:27:50
31	31	200330P1-31	ST200330P1-11 PFC CS3 20C2306	30-Mar-20	20:38:19
32	32	200330P1-32	IB	30-Mar-20	20:48:51

Dataset: Untitled

Last Altered: Tuesday, March 31, 2020 10:18:52 Pacific Daylight Time
Printed: Tuesday, March 31, 2020 10:18:56 Pacific Daylight Time

Compound name: PFBA

	#	Name	ID	Acq.Date	Acq.Time
33	33	200330P1-33	B0C0289-BS1 OPR 0.25	30-Mar-20	20:59:20
34	34	200330P1-34	B0C0242-BLK1 Method Blank 0.125	30-Mar-20	21:09:51
35	35	200330P1-35	B0C0242-BS1 OPR 0.125	30-Mar-20	21:20:20
36	36	200330P1-36	2000512-01 EB- well screen 0.125	30-Mar-20	21:30:52
37	37	200330P1-37	2000512-02 EB- drill rod 0.125	30-Mar-20	21:41:21
38	38	200330P1-38	2000512-03 Field Blank 0.125	30-Mar-20	21:51:53
39	39	200330P1-39	2000512-04 EB- peristaltic 0.125	30-Mar-20	22:02:23
40	40	200330P1-40	2000512-05 SP-116 0.125	30-Mar-20	22:12:53
41	41	200330P1-41	2000512-06 SP-111 0.125	30-Mar-20	22:23:22
42	42	200330P1-42	2000512-07 SP-109 0.125	30-Mar-20	22:33:54
43	43	200330P1-43	2000512-08 SP-114 0.125	30-Mar-20	22:44:24
44	44	200330P1-44	2000512-09 SP-113 0.125	30-Mar-20	22:54:55
45	45	200330P1-45	2000512-10 SP-107 0.125	30-Mar-20	23:05:23
46	46	200330P1-46	2000512-11 SP-107 Dup 0.125	30-Mar-20	23:15:54
47	47	200330P1-47	IB	30-Mar-20	23:26:25
48	48	200330P1-48	ST200330P1-12 PFC CS3 20C2306	30-Mar-20	23:36:56
49	49	200330P1-49	IB	30-Mar-20	23:47:25
50	50	200330P1-50	2000512-12 SP-104 0.125	30-Mar-20	23:57:56
51	51	200330P1-51	2000512-13 SP-102 0.125	31-Mar-20	00:08:27
52	52	200330P1-52	B0C0336-BLK1 Method Blank 0.001	31-Mar-20	00:18:55
53	53	200330P1-53	B0C0336-BS1 LCS 0.001	31-Mar-20	00:29:27
54	54	200330P1-54	B0C0336-BSD1 LCSD 0.001	31-Mar-20	00:39:58
55	55	200330P1-55	2000649-01 AOI1-DG 0.00101	31-Mar-20	00:50:27
56	56	200330P1-56	B0C0340-BLK1 Method Blank 0.001	31-Mar-20	01:00:57
57	57	200330P1-57	B0C0340-BS1 OPR 0.001	31-Mar-20	01:11:28
58	58	200330P1-58	2000679-01 SET. Tank 0.00102	31-Mar-20	01:21:59
59	59	200330P1-59	2000679-02 SET. Discharge 0.00101	31-Mar-20	01:32:27
60	60	200330P1-60	B0C0235-BLK1 Method Blank 2	31-Mar-20	01:42:59
61	61	200330P1-61	B0C0235-BS1 OPR 2	31-Mar-20	01:53:30
62	62	200330P1-62	B0C0235-MS1 Matrix Spike 2.75	31-Mar-20	02:03:58
63	63	200330P1-63	B0C0235-MSD1 Matrix Spike Dup 2.75	31-Mar-20	02:14:28
64	64	200330P1-64	2000572-01 B3 (11-11.5) 2.74	31-Mar-20	02:25:00
65	65	200330P1-65	2000572-03 B2 (12-13) 2.76	31-Mar-20	02:35:31
66	66	200330P1-66	2000572-05 B1 (10-10.5) 2.82	31-Mar-20	02:46:00
67	67	200330P1-67	B0C0284-BLK1 Method Blank 2	31-Mar-20	02:56:31
68	68	200330P1-68	B0C0284-BS1 OPR 2	31-Mar-20	03:07:02

Vista Analytical Laboratory

Dataset: Untitled

Last Altered: Tuesday, March 31, 2020 10:18:52 Pacific Daylight Time
Printed: Tuesday, March 31, 2020 10:18:56 Pacific Daylight Time

Compound name: PFBA

	#	Name	ID	Acq.Date	Acq.Time
69	69	200330P1-69	B0C0284-MS1 Matrix Spike 4.43	31-Mar-20	03:17:30
70	70	200330P1-70	B0C0284-MSD1 Matrix Spike Dup 4.43	31-Mar-20	03:28:02
71	71	200330P1-71	2000588-02 BA1 SS-1 4.42	31-Mar-20	03:38:33
72	72	200330P1-72	2000588-03 BA1 SS-2 4.65	31-Mar-20	03:49:01
73	73	200330P1-73	IB	31-Mar-20	03:59:34
74	74	200330P1-74	ST200330P1-13 PFC CS0 20C2303	31-Mar-20	04:10:04
75	75	200330P1-75	IB	31-Mar-20	04:20:33
76	76	200330P1-76	2000588-04 BA1 SS-3 4.47	31-Mar-20	04:31:04
77	77	200330P1-77	2000588-05 BA1 SS-3- DUP 4.23	31-Mar-20	04:41:33
78	78	200330P1-78	2000588-06 BA1 SS-4 3.68	31-Mar-20	04:52:05
79	79	200330P1-79	2000588-07 BA1 SS-5 4.45	31-Mar-20	05:02:36
80	80	200330P1-80	B0C0311-BLK1 Method Blank 0.25	31-Mar-20	05:13:04
81	81	200330P1-81	B0C0311-BS1 OPR 0.25	31-Mar-20	05:23:35
82	82	200330P1-82	2000643-01 VAS-2-17032020-16-20' 0.25866	31-Mar-20	05:34:06
83	83	200330P1-83	2000643-02 VAS-1-17032020-21-25' 0.25808	31-Mar-20	05:44:37
84	84	200330P1-84	2000643-03 VAS-2-17032020-21-25' 0.25486	31-Mar-20	05:55:06
85	85	200330P1-85	2000643-04 VAS-1-17032020-26-30' 0.25866	31-Mar-20	06:05:37
86	86	200330P1-86	2000643-05 VAS-2-17032020-26-30' 0.25751	31-Mar-20	06:16:08
87	87	200330P1-87	2000643-06 VAS-1-17032020-31-35' 0.25853	31-Mar-20	06:26:36
88	88	200330P1-88	IB	31-Mar-20	06:37:06
89	89	200330P1-89	ST200330P1-14 PFC CS3 20C2306	31-Mar-20	06:47:39
90	90	200330P1-90	IB	31-Mar-20	06:58:07
91	91	200330P1-91	2000643-07 VAS-2-17032020-31-35' 0.25342	31-Mar-20	07:08:38
92	92	200330P1-92	2000643-08 VAS-1-17032020-36-40' 0.25963	31-Mar-20	07:19:09
93	93	200330P1-93	2000643-09 VAS-2-17032020-36-40' 0.25043	31-Mar-20	07:29:40
94	94	200330P1-94	2000643-10 VAS-2-17032020-GW-DUP 0.25889	31-Mar-20	07:40:09
95	95	200330P1-95	2000674-01 WMP2003231005JSJ 0.24938	31-Mar-20	07:50:40
96	96	200330P1-96	2000674-02 WMP2003231007JSJ 0.25571	31-Mar-20	08:01:11
97	97	200330P1-97	2000674-03 WEF2003231015JSJ 0.25247	31-Mar-20	08:11:40
98	98	200330P1-98	2000674-04 WMP2003231010JSJ 0.25483	31-Mar-20	08:22:11
99	99	200330P1-99	2000674-05 WEF2003231025JSJ 0.25179	31-Mar-20	08:32:40
100	100	200330P1-100	2000674-06 WMP2003231020JSJ 0.2561	31-Mar-20	08:43:12
101	101	200330P1-101	IB	31-Mar-20	08:53:41
102	102	200330P1-102	ST200330P1-15 PFC CS3 20C2306	31-Mar-20	09:04:12
103	103	200330P1-103	IB	31-Mar-20	09:14:43
104	104	200330P1-104	B0C0330-BLK1 Method Blank 0.25	31-Mar-20	09:25:13

Vista Analytical Laboratory

Dataset: Untitled

Last Altered: Tuesday, March 31, 2020 10:18:52 Pacific Daylight Time
Printed: Tuesday, March 31, 2020 10:18:56 Pacific Daylight Time

Compound name: PFBA

	# Name	ID	Acq.Date	Acq.Time
105	105 200330P1-105	B0C0330-BS1 OPR 0.25	31-Mar-20	09:35:42
106	106 200330P1-106	2000701-01 001 BASEMENT SOURCE TAP 0.25781	31-Mar-20	09:46:13
107	107 200330P1-107	2000702-01 501 DEP TAP AFTER TREATMENT/001 0.25125	31-Mar-20	09:56:44
108	108 200330P1-108	2000565-01@10X 1268SBR-1 0.25678	31-Mar-20	10:07:13
109	109 200330P1-109	IB		
110	110 200330P1-110	ST200330P1-16 PFC CS3 20C2306		
111	111 200330P1-111	IB		

Vista Analytical Laboratory

Dataset: Untitled

Last Altered: Tuesday, March 31, 2020 10:16:35 Pacific Daylight Time
Printed: Tuesday, March 31, 2020 10:17:35 Pacific Daylight Time

Method: D:\PFAS5.PRO\MethDB\NEW_PFAS_80C_033020.mdb 31 Mar 2020 07:57:04
Calibration: D:\PFAS5.PRO\CurveDB\C18_VAL-PFAS_Q5_03-30-20.cdb 31 Mar 2020 10:07:05

Name: 200330P1-31, Date: 30-Mar-2020, Time: 20:38:19, ID: ST200330P1-11 PFC CS3 20C2306, Description: PFC CS3 20C2306

PFBA



PFPrS

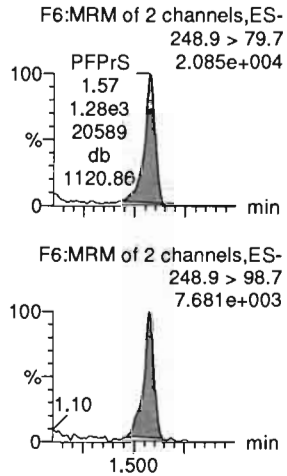

3:3 FTCA

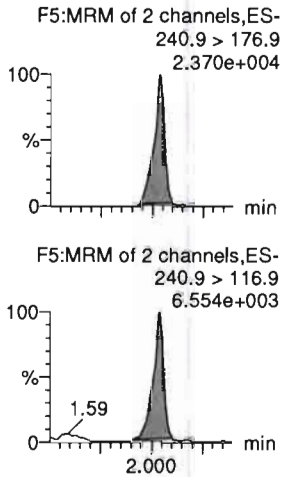

PFPeA

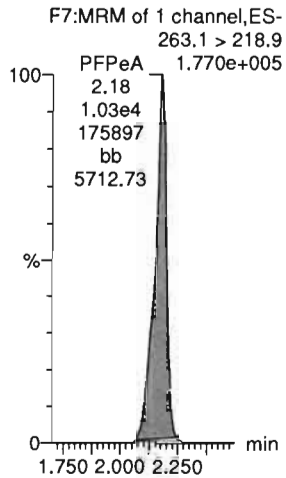

PFBS

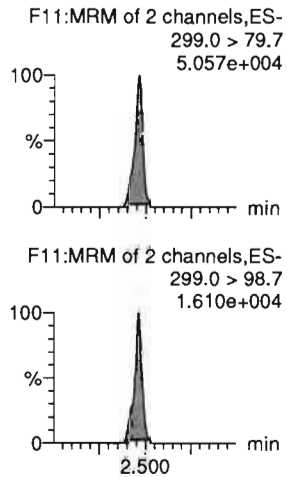

4:2 FTS

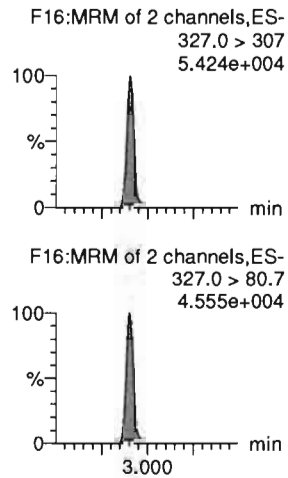

13C3-PFBA-EIS



13C3-PFBS-EIS

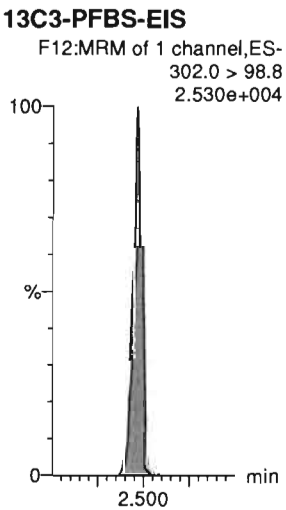

13C3-PFPeA-EIS

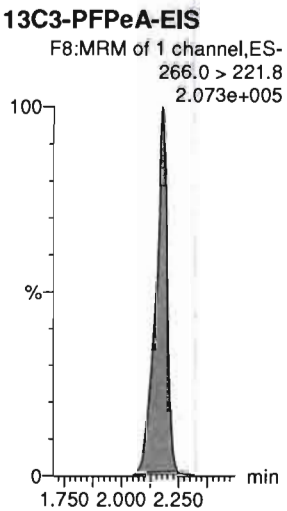

13C3-PFPeA-EIS

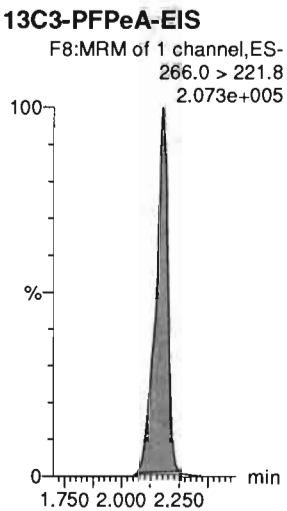

13C3-PFBS-EIS



13C2-4:2 FTS-EIS

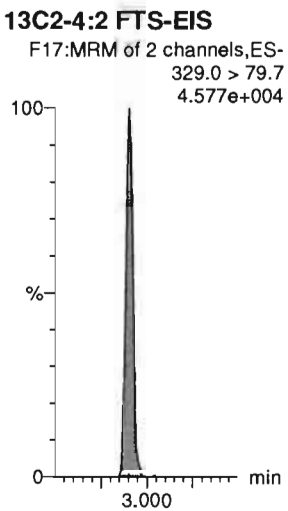

OPV 3/31/2020

Dataset: Untitled

Last Altered: Tuesday, March 31, 2020 10:16:35 Pacific Daylight Time
Printed: Tuesday, March 31, 2020 10:17:35 Pacific Daylight Time

Name: 200330P1-31, Date: 30-Mar-2020, Time: 20:38:19, ID: ST200330P1-11 PFC CS3 20C2306, Description: PFC CS3 20C2306

PFHxA

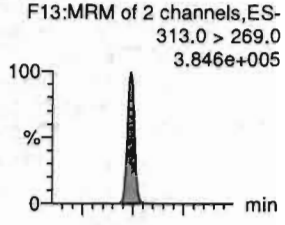

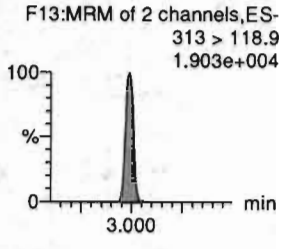

PFPeS

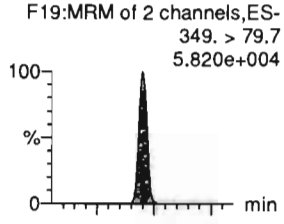

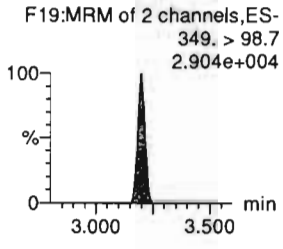

HFPO-DA

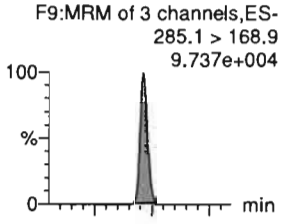

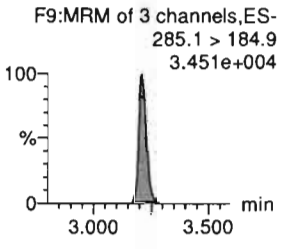

5:3 FTCA

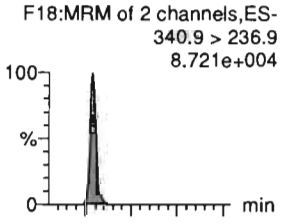

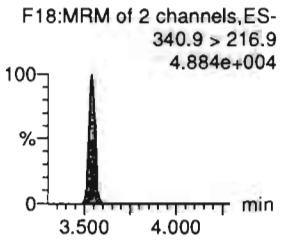

PFHpA

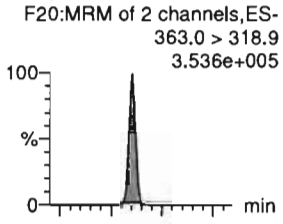

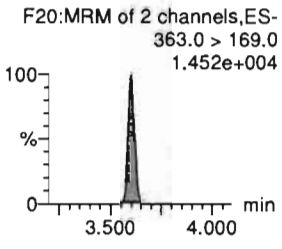

ADONA

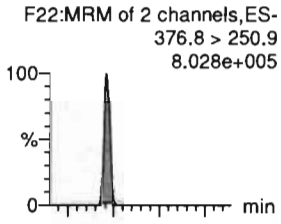

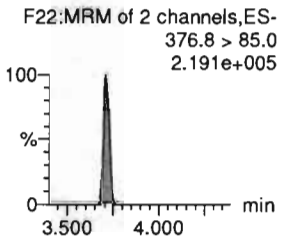

13C2-PFHxA-EIS

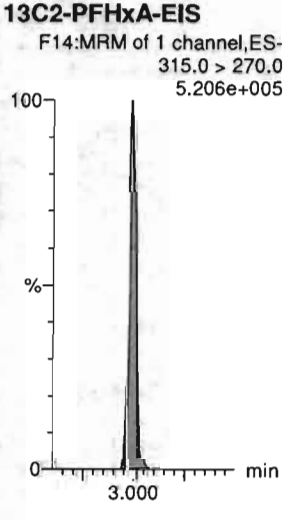

13C3-PFBS-EIS



13C3-HFPO-DA-EIS



13C4-PFHpA-EIS

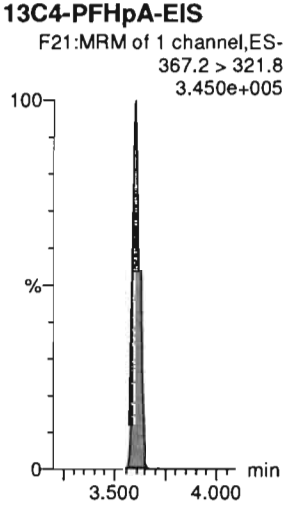

13C4-PFHpA-EIS



13C4-PFHpA-EIS

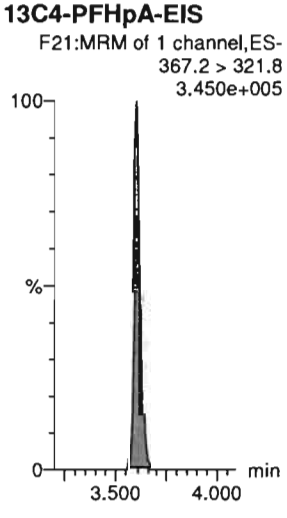

Dataset: Untitled

Last Altered: Tuesday, March 31, 2020 10:16:35 Pacific Daylight Time
Printed: Tuesday, March 31, 2020 10:17:35 Pacific Daylight Time

Name: 200330P1-31, Date: 30-Mar-2020, Time: 20:38:19, ID: ST200330P1-11 PFC CS3 20C2306, Description: PFC CS3 20C2306

L-PFHxS

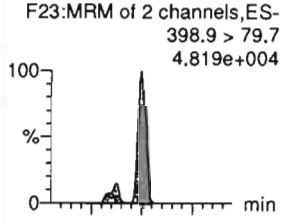

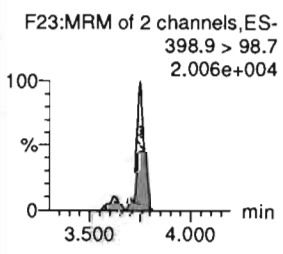

6:2 FTS

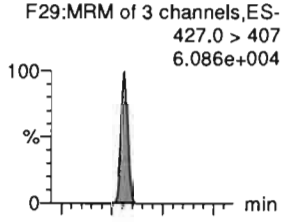

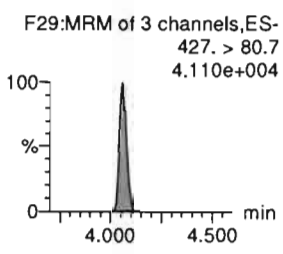

L-PFOA

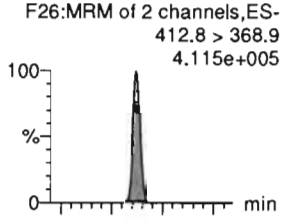

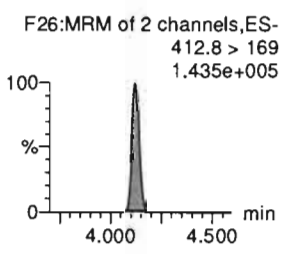

PFEChS

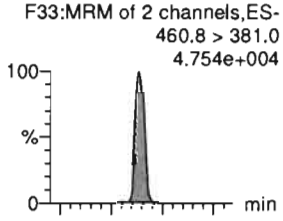

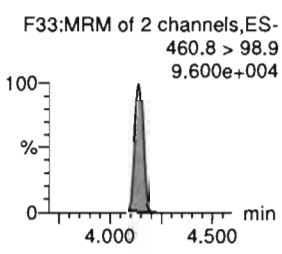

PFHpS

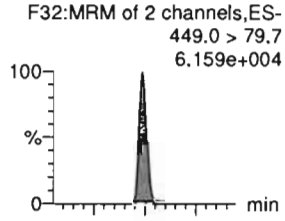

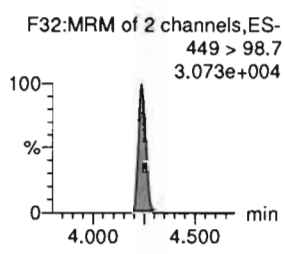

7:3 FTCA

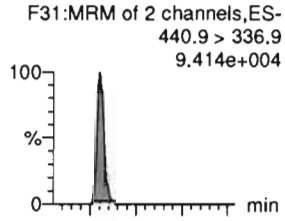

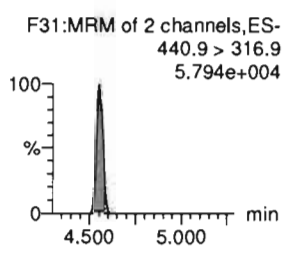

13C3-PFHxS-EIS



13C2-6:2 FTS-EIS

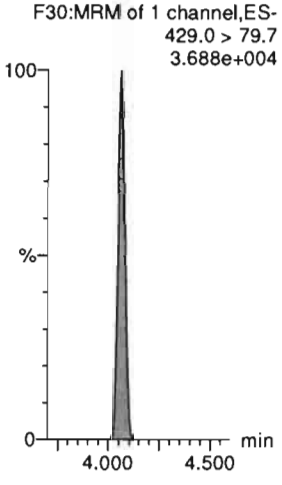

13C2-PFOA-EIS



13C2-PFOA-EIS

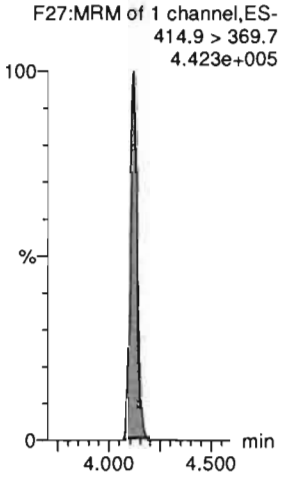

13C8-PFOS-EIS

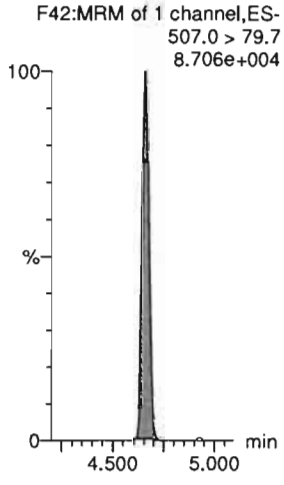

13C5-PFNA-EIS

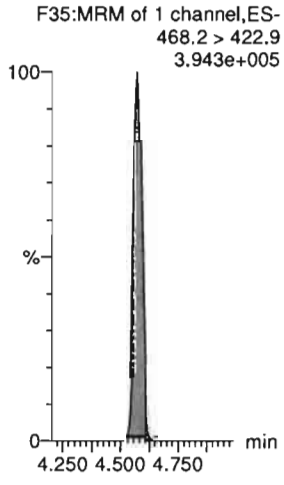

OPV 3/31/2020

Dataset: Untitled

Last Altered: Tuesday, March 31, 2020 10:16:35 Pacific Daylight Time
Printed: Tuesday, March 31, 2020 10:17:35 Pacific Daylight Time

Name: 200330P1-31, Date: 30-Mar-2020, Time: 20:38:19, ID: ST200330P1-11 PFC CS3 20C2306, Description: PFC CS3 20C2306

PFNA

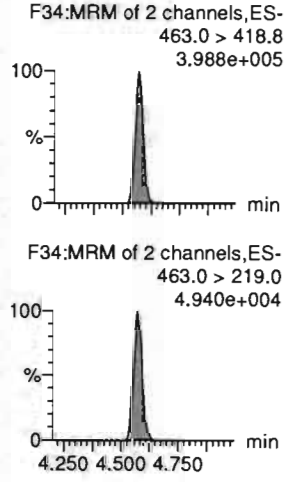

PFOSA

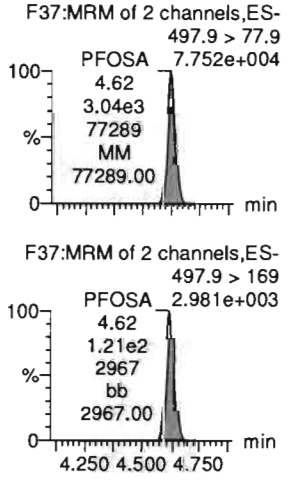

L-PFOS

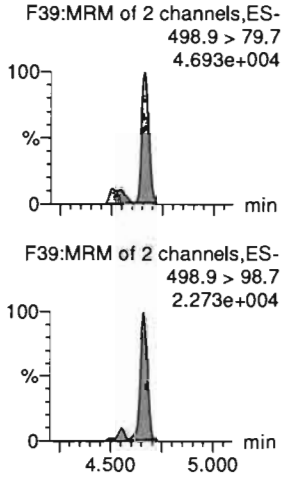

9Cl-PF30NS

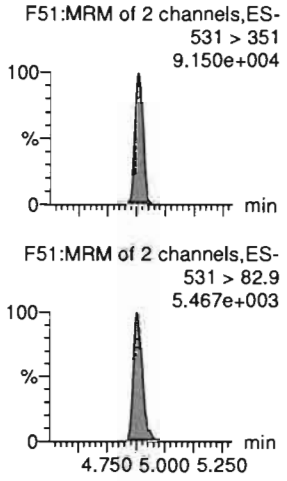

PFDA

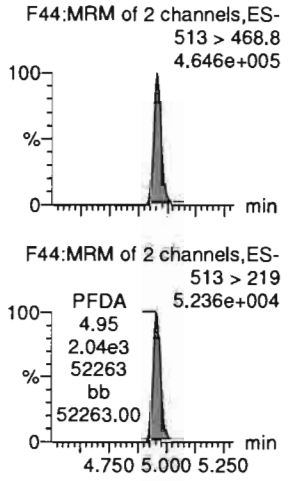

8:2 FTS

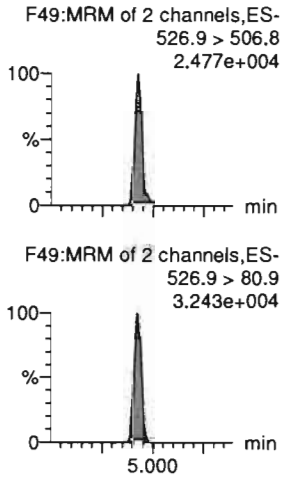

13C5-PFNA-EIS



13C8-PFOSA-EIS

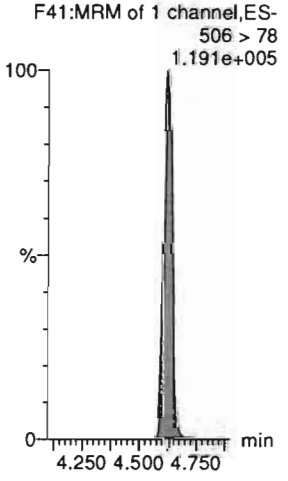

13C8-PFOS-EIS

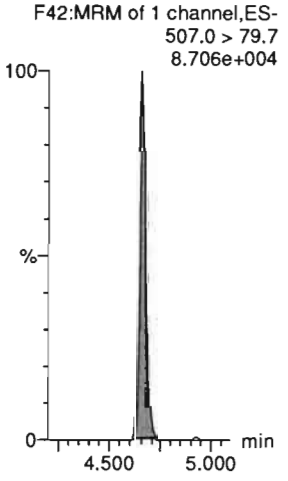

13C8-PFOS-EIS



13C2-PFDA-EIS

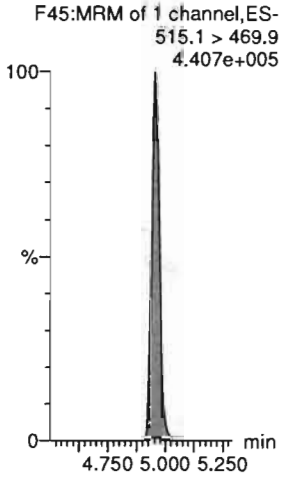

13C2-8:2 FTS-EIS

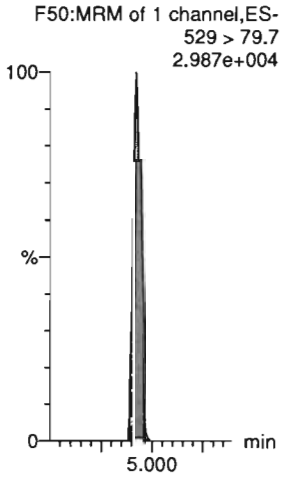

OPV 3/31/2020

Dataset: Untitled

Last Altered: Tuesday, March 31, 2020 10:16:35 Pacific Daylight Time
Printed: Tuesday, March 31, 2020 10:17:35 Pacific Daylight Time

Name: 200330P1-31, Date: 30-Mar-2020, Time: 20:38:19, ID: ST200330P1-11 PFC CS3 20C2306, Description: PFC CS3 20C2306

PFNS

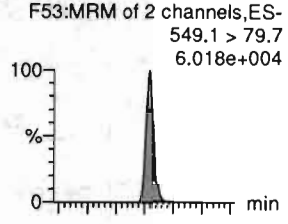

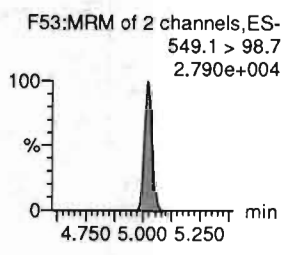

L-MeFOSAA

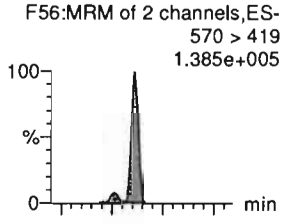

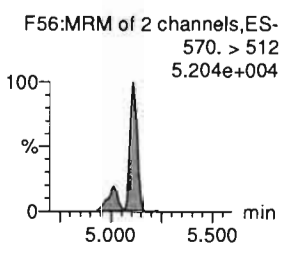

L-EtFOSAA

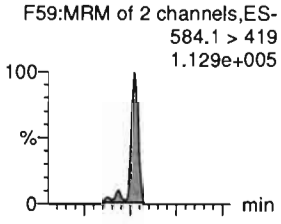

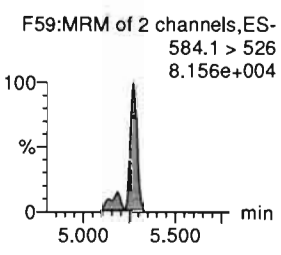

PFUdA

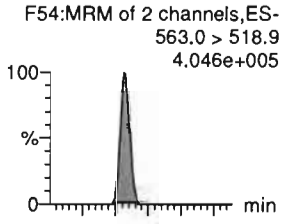

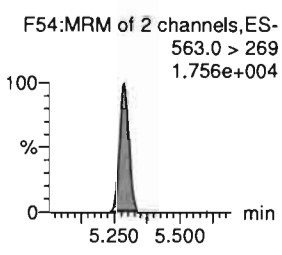

PFDS

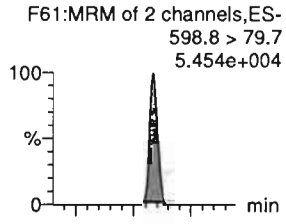

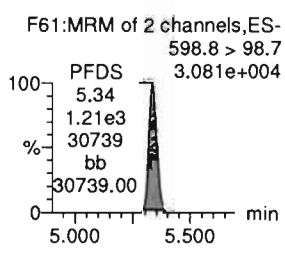

11Cl-PF30UdS

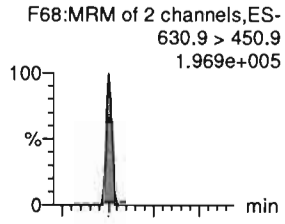

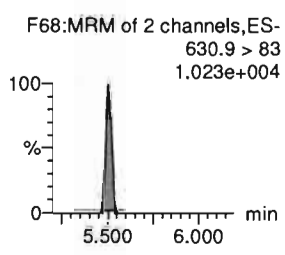

13C8-PFOS-EIS

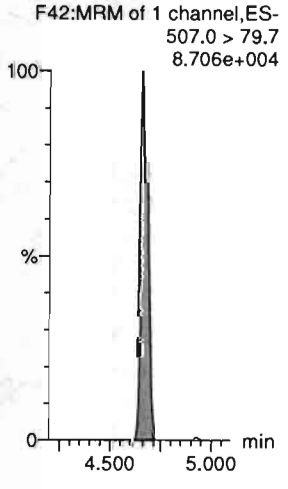

d3-N-MeFOSAA-EIS

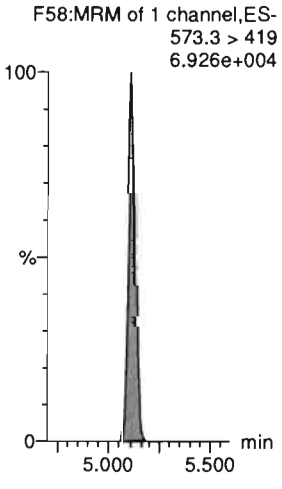

d5-N-EtFOSAA-EIS



13C2-PFUdA-EIS

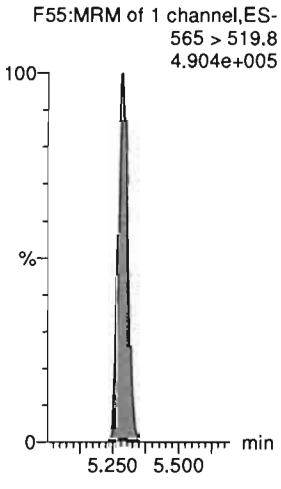

13C8-PFOS-EIS



13C2-PFDoA-EIS

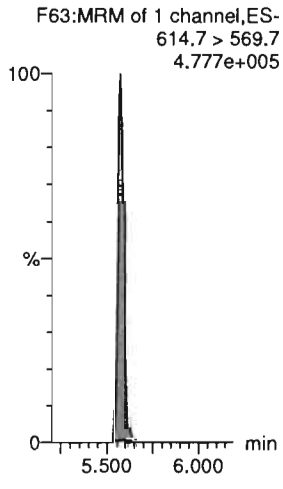

OPV 3/31/2020

Dataset: Untitled

Last Altered: Tuesday, March 31, 2020 10:16:35 Pacific Daylight Time
Printed: Tuesday, March 31, 2020 10:17:35 Pacific Daylight Time

Name: 200330P1-31, Date: 30-Mar-2020, Time: 20:38:19, ID: ST200330P1-11 PFC CS3 20C2306, Description: PFC CS3 20C2306

10:2 FTS

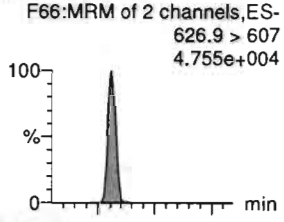

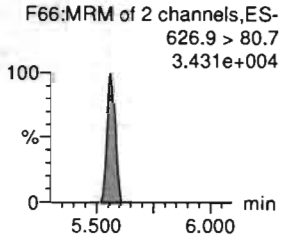

PFDoA

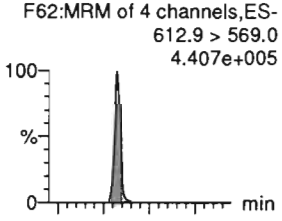

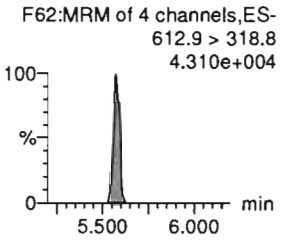

N-MeFOSA

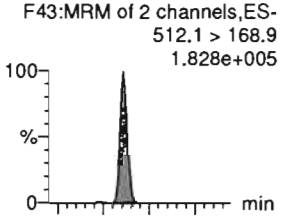

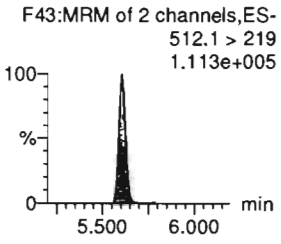

PFTrDA

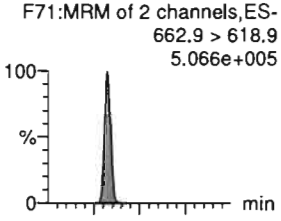

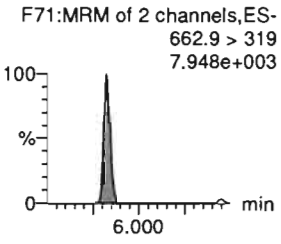

PFDoS

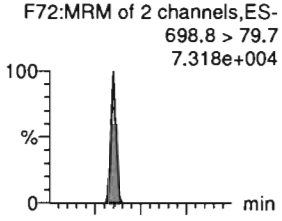

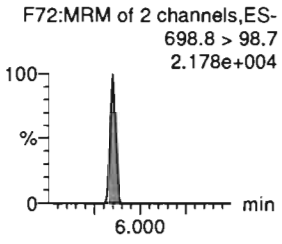

PFTeDA

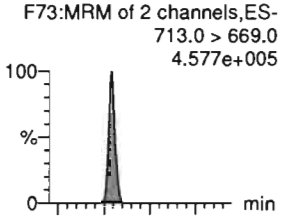

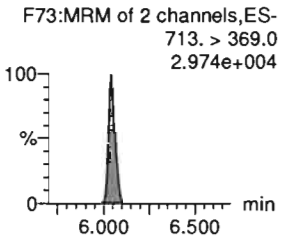

13C2-10:2 FTS-EIS



13C2-PFDoA-EIS

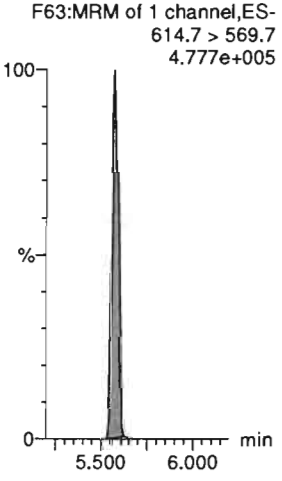

d3-N-MeFOSA-EIS

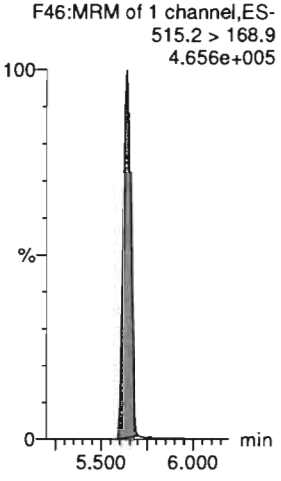

13C2-PFDoA-EIS



13C2-PFTeDA-EIS

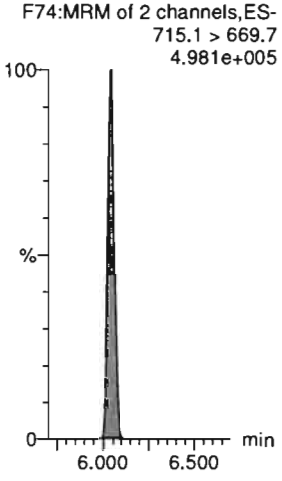

13C2-PFTeDA-EIS



OPV 3/31/2020

Dataset: Untitled

Last Altered: Tuesday, March 31, 2020 10:16:35 Pacific Daylight Time
Printed: Tuesday, March 31, 2020 10:17:35 Pacific Daylight Time

Name: 200330P1-31, Date: 30-Mar-2020, Time: 20:38:19, ID: ST200330P1-11 PFC CS3 20C2306, Description: PFC CS3 20C2306

N-EtFOSA

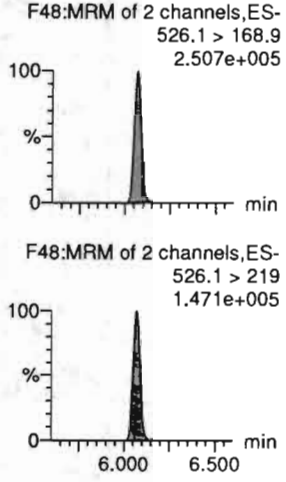

PFHxDA

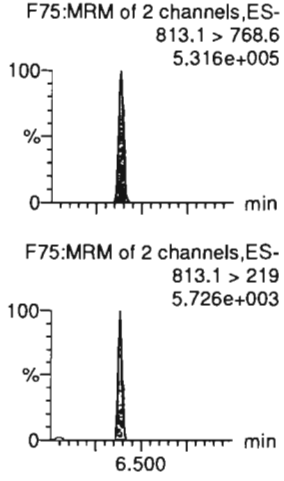

PFODA

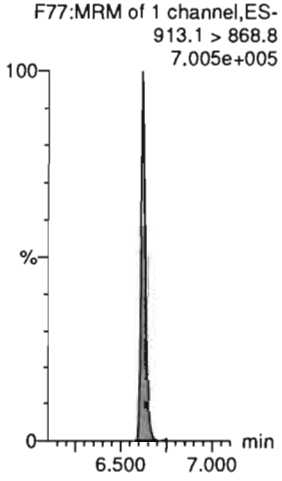

N-MeFOSE

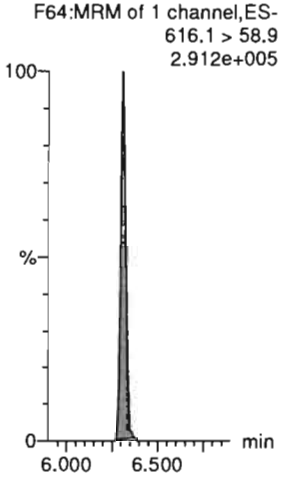

N-EtFOSE

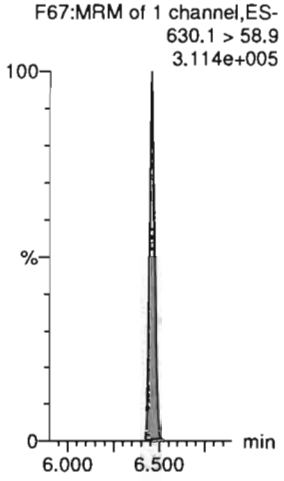

13C3-PFBA-RSD

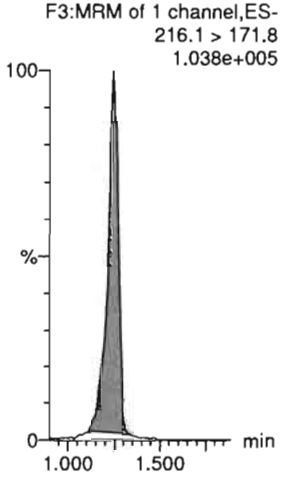

d5-N-ETFOSA-EIS



13C2-PFHxDA-EIS

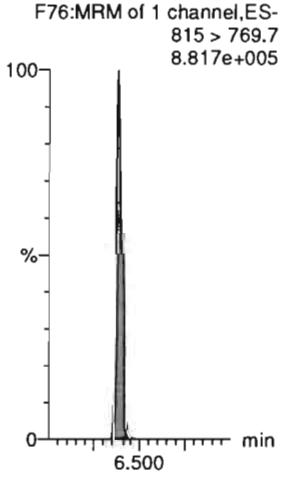

13C2-PFHxDA-EIS

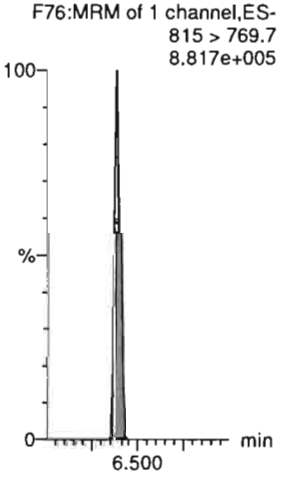

d7-N-MeFOSE-EIS

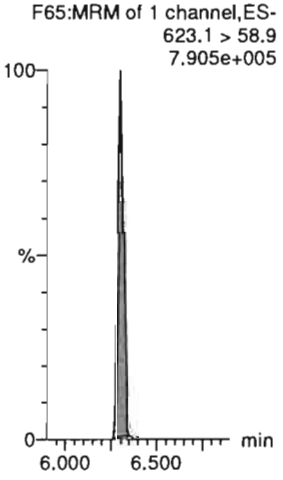

d9-N-EtFOSE-EIS



13C3-PFPeA-RSD

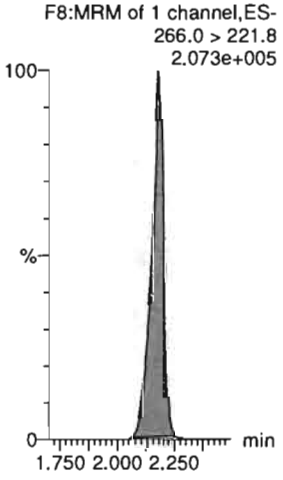

OPV 3/31/2020

Dataset: Untitled

Last Altered: Tuesday, March 31, 2020 10:16:35 Pacific Daylight Time
Printed: Tuesday, March 31, 2020 10:17:35 Pacific Daylight Time

Name: 200330P1-31, Date: 30-Mar-2020, Time: 20:38:19, ID: ST200330P1-11 PFC CS3 20C2306, Description: PFC CS3 20C2306

13C3-PFBS-RSD
F12:MRM of 1 channel,ES-
302.0 > 98.8
2.530e+004

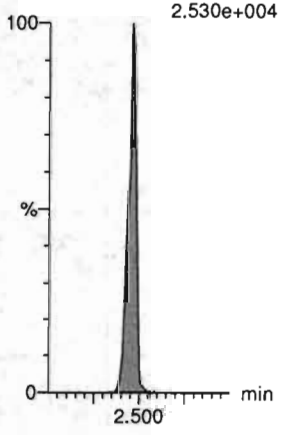

13C3-HFPO-DA-RSD
F10:MRM of 2 channels,ES-
287.0 > 168.9
1.127e+005

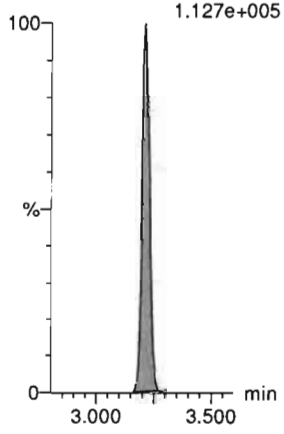

13C2-4:2 FTS-RSD
F17:MRM of 2 channels,ES-
329.0 > 79.7
4.577e+004



13C2-PFHxA-RSD
F14:MRM of 1 channel,ES-
315.0 > 270.0
5.206e+005

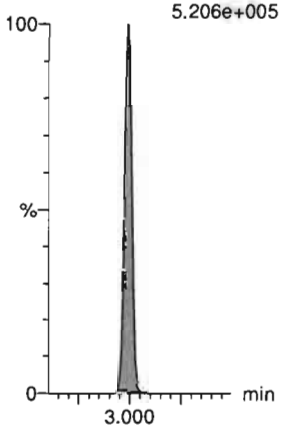

13C4-PFHpA-RSD
F21:MRM of 1 channel,ES-
367.2 > 321.8
3.450e+005

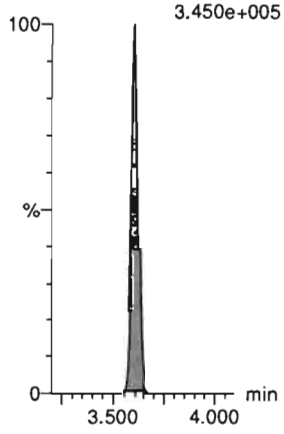

13C3-PFHxS-RSD
F24:MRM of 1 channel,ES-
401.8 > 79.7
7.410e+004

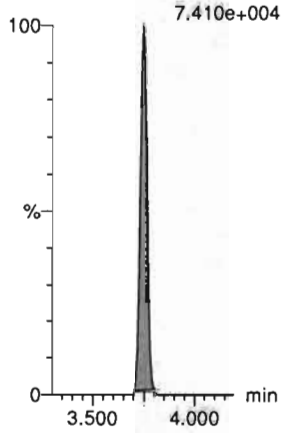

13C2-6:2 FTS-RSD
F30:MRM of 1 channel,ES-
429.0 > 79.7
3.688e+004

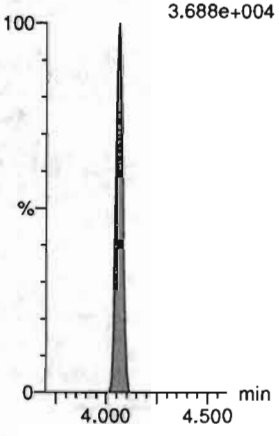

13C5-PFNA-RSD
F35:MRM of 1 channel,ES-
468.2 > 422.9
3.943e+005

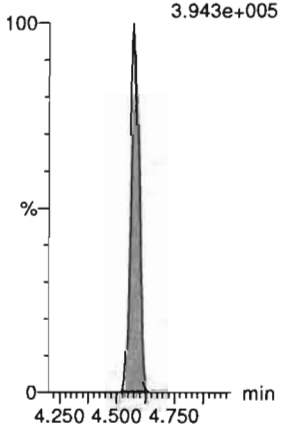

13C8-PFOSA-RSD
F41:MRM of 1 channel,ES-
506 > 78
1.191e+005



13C2-PFOA-RSD
F27:MRM of 1 channel,ES-
414.9 > 369.7
4.423e+005

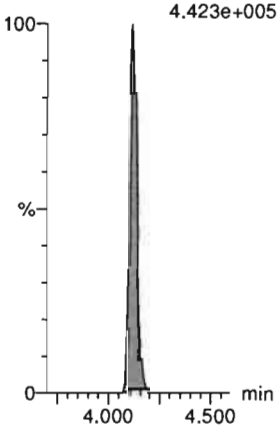

13C8-PFOS-RSD
F42:MRM of 1 channel,ES-
507.0 > 79.7
8.706e+004



13C2-PFDA-RSD
F45:MRM of 1 channel,ES-
515.1 > 469.9
4.407e+005



OPV 3/31/2020

Dataset: Untitled

Last Altered: Tuesday, March 31, 2020 10:16:35 Pacific Daylight Time
Printed: Tuesday, March 31, 2020 10:17:35 Pacific Daylight Time

Name: 200330P1-31, Date: 30-Mar-2020, Time: 20:38:19, ID: ST200330P1-11 PFC CS3 20C2306, Description: PFC CS3 20C2306

13C2-8:2 FTS-RSD
F50:MRM of 1 channel,ES-
529 > 79.7
2.987e+004

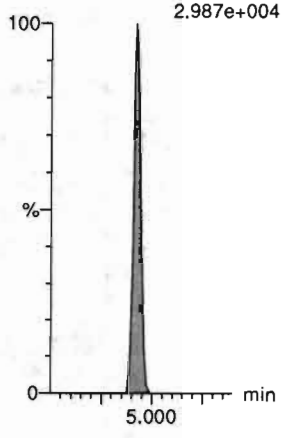

d3-N-MeFOSAA-RSD
F58:MRM of 1 channel,ES-
573.3 > 419
6.926e+004



13C2-PFUdA-RSD
F55:MRM of 1 channel,ES-
565 > 519.8
4.904e+005

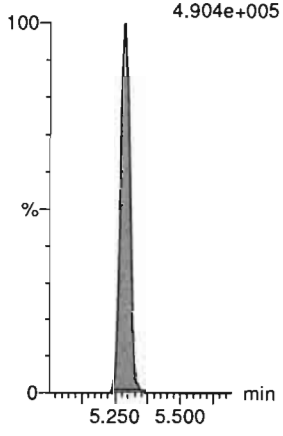

d5-N-EtFOSAA-RSD
F60:MRM of 1 channel,ES-
589.3 > 419
9.897e+004



13C2-PFDoA-RSD
F63:MRM of 1 channel,ES-
614.7 > 569.7
4.777e+005

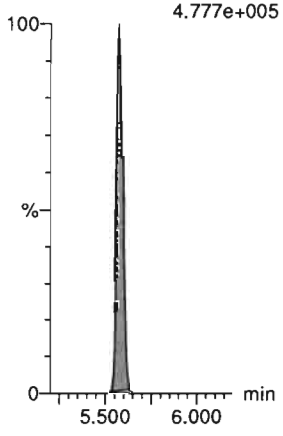

13C2-10:2 FTS-RSD
F69:MRM of 1 channel,ES-
632.9 > 80.0
2.655e+004



d3-N-MeFOSA-RSD
F46:MRM of 1 channel,ES-
515.2 > 168.9
4.656e+005



13C2-PFTeDA-RSD
F74:MRM of 2 channels,ES-
715.1 > 669.7
4.981e+005

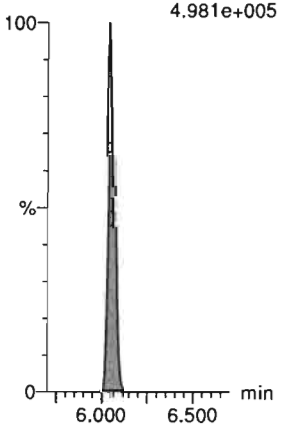

d5-N-ETFOSA-RSD
F52:MRM of 1 channel,ES-
531.1 > 168.9
6.990e+005

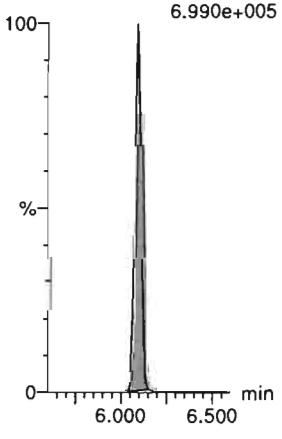

13C2-PFHxDA-RSD
F76:MRM of 1 channel,ES-
815 > 769.7
8.817e+005

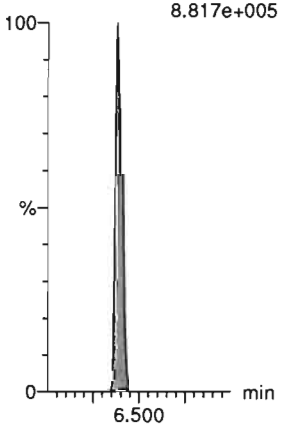

d7-N-MeFOSE-RSD
F65:MRM of 1 channel,ES-
623.1 > 58.9
7.905e+005

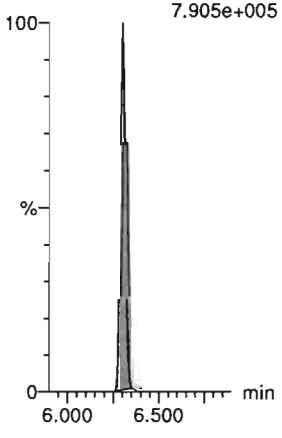

d9-N-EtFOSE-RSD
F70:MRM of 1 channel,ES-
639.2 > 58.8
8.615e+005

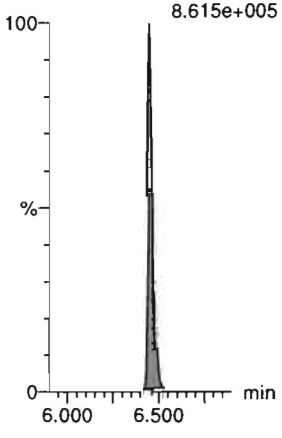

OPV 3/31/2020

Dataset: Untitled

Last Altered: Tuesday, March 31, 2020 10:16:35 Pacific Daylight Time
Printed: Tuesday, March 31, 2020 10:17:35 Pacific Daylight Time

Name: 200330P1-31, Date: 30-Mar-2020, Time: 20:38:19, ID: ST200330P1-11 PFC CS3 20C2306, Description: PFC CS3 20C2306

13C4-PFBA

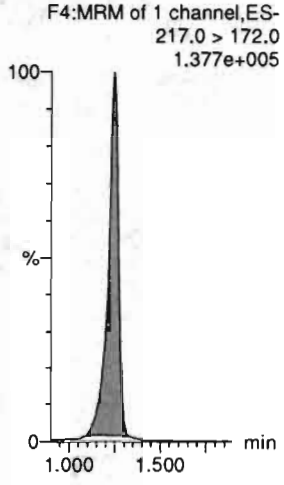

13C5-PFHxA



13C8-PFOA

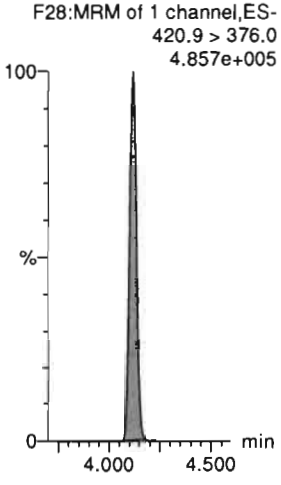

18O2-PFHxS



13C9-PFNA



13C4-PFOS



13C6-PFDA

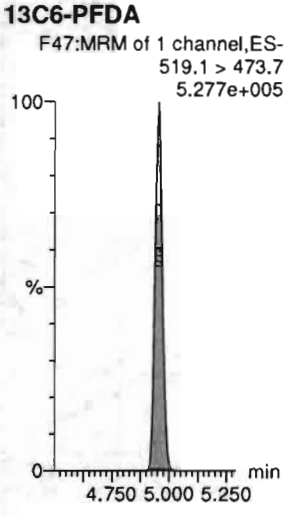

13C7-PFUdA

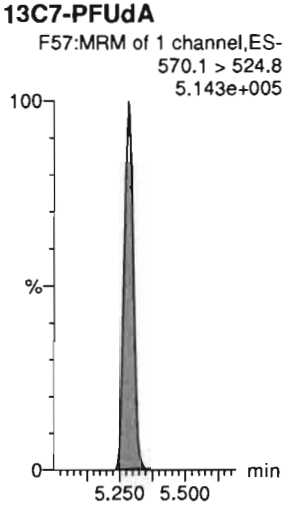

OPV 3/31/2020

Dataset: D:\PFAS5.PRO\RESULTS\200330P1\200330P1-48.qld

Last Altered: Tuesday, March 31, 2020 10:25:44 Pacific Daylight Time
Printed: Tuesday, March 31, 2020 10:25:48 Pacific Daylight Time

B.P. 3/3/2020

Name: 200330P1-48, Date: 30-Mar-2020, Time: 23:36:56, ID: ST200330P1-12 PFC CS3 20C2306, Description: PFC CS3 20C2306

	#	Name	Trace	Area	IS Area	wt/vol	RT	Response	Std. Conc	Conc.	%Rec	Recovery ...	Ion Ratio	Ratio Out?
1	1	PFBA	213.0 > 168.8	6925.559	7078.278	0.000	1.25	12.230	10.000	10.7	106.8	NO		
2	2	PFPrS	248.9 > 79.7	1294.313	1480.652	0.000	1.58	10.927	10.000	10.2	101.5	NO	2.313	NO
3	3	3:3 FTCA	240.9 > 176.9	1534.920	13037.315	0.000	2.04	1.472	10.000	11.2	111.5	NO	3.568	NO
4	4	PFPeA	263.1 > 218.9	10672.854	13037.315	0.000	2.18	10.233	10.000	10.5	104.6	NO		
5	5	PFBS	299.0 > 79.7	2833.890	1480.652	0.000	2.47	23.924	10.000	10.3	103.2	NO	3.183	NO
6	6	4:2 FTS	327.0 > 307	2452.817	1862.360	0.000	2.91	16.463	10.000	11.4	114.3	NO	1.085	NO
7	47	13C3-PFBA-EIS	216.1 > 171.8	7078.278		0.000	1.25	7078.278	12.500	13.5	108.0	NO		
8	51	13C3-PFBS-EIS	302.0 > 98.8	1480.652		0.000	2.46	1480.652	12.500	14.0	112.2	NO		
9	49	13C3-PFPeA-EIS	266.0 > 221.8	13037.315		0.000	2.18	13037.315	12.500	13.5	107.9	NO		
10	49	13C3-PFPeA-EIS	266.0 > 221.8	13037.315		0.000	2.18	13037.315	12.500	13.5	107.9	NO		
11	51	13C3-PFBS-EIS	302.0 > 98.8	1480.652		0.000	2.46	1480.652	12.500	14.0	112.2	NO		
12	55	13C2-4:2 FTS-EIS	329.0 >79.7	1862.360		0.000	2.90	1862.360	12.500	13.7	109.3	NO		
13	-1													
14	7	PFHxA	313.0 > 269.0	16566.070	22221.775	0.000	2.99	9.319	10.000	10.8	107.5	NO	18.754	NO
15	8	PFPeS	349.>79.7	2791.666	1480.652	0.000	3.20	23.568	10.000	10.2	101.5	NO	2.628	NO
16	9	HFPO-DA	285.1 > 168.9	3951.731	4604.799	0.000	3.21	10.727	10.000	10.8	108.1	NO	2.698	NO
17	10	5:3 FTCA	340.9 > 236.9	3606.209	14389.429	0.000	3.54	3.133	10.000	10.7	107.1	NO	1.782	NO
18	11	PFHpA	363.0 > 318.9	14225.292	14389.429	0.000	3.60	12.357	10.000	10.4	104.1	NO	27.804	NO
19	12	ADONA	376.8 > 250.9	32883.590	14389.429	0.000	3.71	28.566	10.000	10.5	105.1	NO	3.938	NO
20	57	13C2-PFHxA-EIS	315.0 > 270.0	22221.775		0.000	2.99	22221.775	12.500	12.8	102.0	NO		
21	51	13C3-PFBS-EIS	302.0 > 98.8	1480.652		0.000	2.46	1480.652	12.500	14.0	112.2	NO		
22	53	13C3-HFPO-DA-EIS	287.0 > 168.9	4604.799		0.000	3.21	4604.799	12.500	12.9	102.9	NO		
23	59	13C4-PFHpA-EIS	367.2 > 321.8	14389.429		0.000	3.60	14389.429	12.500	13.3	106.7	NO		
24	59	13C4-PFHpA-EIS	367.2 > 321.8	14389.429		0.000	3.60	14389.429	12.500	13.3	106.7	NO		
25	59	13C4-PFHpA-EIS	367.2 > 321.8	14389.429		0.000	3.60	14389.429	12.500	13.3	106.7	NO		
26	-1													
27	13	L-PFHxS	398.9 > 79.7	2541.274	3158.400	0.000	3.75	10.058	10.000	9.57	95.7	NO	2.311	NO
28	15	6:2 FTS	427.0 > 407	2461.225	1460.478	0.000	4.06	21.065	10.000	11.7	117.4	NO	1.359	NO
29	16	L-PFOA	412.8 > 368.9	17857.998	17640.303	0.000	4.12	12.654	10.000	11.0	110.3	NO	2.855	NO
30	18	PFecHS	460.8 > 381.0	2699.734	17640.303	0.000	4.13	1.913	10.000	11.6	115.6	NO	0.488	NO
31	19	PFHpS	449.0 > 79.7	2992.279	3514.230	0.000	4.24	10.643	10.000	11.9	119.4	NO	2.365	NO
32	20	7:3 FTCA	440.9 > 336.9	3953.353	16344.572	0.000	4.55	3.023	10.000	10.8	107.8	NO	1.627	NO
33	61	13C3-PFHxS-EIS	401.8 > 79.7	3158.400		0.000	3.75	3158.400	12.500	15.7	125.7	NO		
34	63	13C2-6:2 FTS-EIS	429.0 >79.7	1460.478		0.000	4.05	1460.478	12.500	11.8	94.3	NO		
35	69	13C2-PFOA-EIS	414.9 > 369.7	17640.303		0.000	4.12	17640.303	12.500	12.3	98.6	NO		
36	69	13C2-PFOA-EIS	414.9 > 369.7	17640.303		0.000	4.12	17640.303	12.500	12.3	98.6	NO		

OPV 3/31/2020

Dataset: D:\PFAS5.PRO\RESULTS\200330P1\200330P1-48.qld

Last Altered: Tuesday, March 31, 2020 10:25:44 Pacific Daylight Time
Printed: Tuesday, March 31, 2020 10:25:48 Pacific Daylight Time

Name: 200330P1-48, Date: 30-Mar-2020, Time: 23:36:56, ID: ST200330P1-12 PFC CS3 20C2306, Description: PFC CS3 20C2306

	#	Name	Trace	Area	IS Area	wt/vol	RT	Response	Std. Conc	Conc.	%Rec	Recovery ...	Ion Ratio	Ratio Out?
37	71	13C8-PFOS-EIS	507.0 > 79.7	3514.230		0.000	4.66	3514.230	12.500	12.3	98.2	NO		
38	65	13C5-PFNA-EIS	468.2 > 422.9	16344.572		0.000	4.57	16344.572	12.500	12.6	100.5	NO		
39	-1													
40	21	PFNA	463.0 > 418.8	16475.607	16344.572	0.000	4.57	12.600	10.000	11.0	110.1	NO	7.585	NO
41	22	PFOSA	497.9 > 77.9	3340.560	4838.304	0.000	4.62	8.631	10.000	10.8	107.8	NO	27.358	NO
42	23	L-PFOS	498.9 > 79.7	2608.801	3514.230	0.000	4.66	9.279	10.000	9.97	99.7	NO	2.345	NO
43	25	9Cl-PF30NS	531 > 351	3537.328	3514.230	0.000	4.88	12.582	10.000	10.2	101.6	NO	11.877	NO
44	26	PFDA	513 > 468.8	18138.955	17794.072	0.000	4.95	12.742	10.000	10.6	106.4	NO	9.413	NO
45	27	8:2 FTS	526.9 > 506.8	911.616	1307.495	0.000	4.92	8.715	10.000	10.2	102.1	NO	0.703	NO
46	65	13C5-PFNA-EIS	468.2 > 422.9	16344.572		0.000	4.57	16344.572	12.500	12.6	100.5	NO		
47	67	13C8-PFOSA-EIS	506 > 78	4838.304		0.000	4.62	4838.304	12.500	13.6	108.8	NO		
48	71	13C8-PFOS-EIS	507.0 > 79.7	3514.230		0.000	4.66	3514.230	12.500	12.3	98.2	NO		
49	71	13C8-PFOS-EIS	507.0 > 79.7	3514.230		0.000	4.66	3514.230	12.500	12.3	98.2	NO		
50	73	13C2-PFDA-EIS	515.1 > 469.9	17794.072		0.000	4.95	17794.072	12.500	12.6	100.6	NO		
51	75	13C2-8:2 FTS-EIS	529 > 79.7	1307.495		0.000	4.92	1307.495	12.500	12.3	98.1	NO		
52	-1													
53	28	PFNS	549.1 > 79.7	2372.123	3514.230	0.000	5.02	8.438	10.000	9.84	98.4	NO	2.384	NO
54	29	L-MeFOSAA	570 > 419	5855.802	2953.386	0.000	5.11	24.784	10.000	10.0	100.0	NO	2.009	NO
55	31	L-EtFOSAA	584.1 > 419	5433.473	5148.694	0.000	5.27	13.191	10.000	9.08	90.8	NO	1.253	NO
56	33	PFUdA	563.0 > 518.9	16714.010	19931.705	0.000	5.28	10.482	10.000	10.7	107.3	NO	20.312	NO
57	34	PFDS	598.8 > 79.7	2331.375	3514.230	0.000	5.33	8.293	10.000	10.7	106.6	NO	1.765	NO
58	35	11Cl-PF30UdS	630.9 > 450.9	7287.334	19072.367	0.000	5.50	4.776	10.000	11.1	111.5	NO	17.032	NO
59	71	13C8-PFOS-EIS	507.0 > 79.7	3514.230		0.000	4.66	3514.230	12.500	12.3	98.2	NO		
60	77	d3-N-MeFOSAA-EIS	573.3 > 419	2953.386		0.000	5.11	2953.386	12.500	15.3	122.8	NO		
61	81	d5-N-EtFOSAA-EIS	589.3 > 419	5148.694		0.000	5.26	5148.694	12.500	14.4	114.9	NO		
62	79	13C2-PFUdA-EIS	565 > 519.8	19931.705		0.000	5.28	19931.705	12.500	12.0	96.1	NO		
63	71	13C8-PFOS-EIS	507.0 > 79.7	3514.230		0.000	4.66	3514.230	12.500	12.3	98.2	NO		
64	83	13C2-PFDoA-EIS	614.7 > 569.7	19072.367		0.000	5.57	19072.367	12.500	13.1	104.9	NO		
65	-1													
66	36	10:2 FTS	626.9 > 607	1898.310	1098.163	0.000	5.55	21.608	10.000	9.87	98.7	NO	1.080	NO
67	37	PFDoA	612.9 > 569.0	18389.008	19072.367	0.000	5.57	12.052	10.000	11.1	111.2	NO	10.280	NO
68	38	N-MeFOSA	512.1 > 168.9	8334.600	21946.775	0.000	5.60	56.661	50.000	51.6	103.1	NO	1.673	NO
69	39	PFTrDA	662.9 > 618.9	18494.492	19072.367	0.000	5.82	12.121	10.000	10.5	104.5	NO	56.539	NO
70	40	PFDoS	698.8 > 79.7	2397.648	19665.609	0.000	5.85	1.524	10.000	10.1	101.2	NO	2.728	NO
71	41	PFTeDA	713.0 > 669.0	19387.766	19665.609	0.000	6.04	12.323	10.000	12.0	119.6	NO	16.582	NO
72	85	13C2-10:2 FTS-EIS	632.9 > 80.0	1098.163		0.000	5.55	1098.163	12.500	11.9	94.9	NO		

OPV 3/31/2020

Dataset: D:\PFAS5.PRO\RESULTS\200330P1\200330P1-48.qld

Last Altered: Tuesday, March 31, 2020 10:25:44 Pacific Daylight Time
Printed: Tuesday, March 31, 2020 10:25:48 Pacific Daylight Time

Name: 200330P1-48, Date: 30-Mar-2020, Time: 23:36:56, ID: ST200330P1-12 PFC CS3 20C2306, Description: PFC CS3 20C2306

	#	Name	Trace	Area	IS Area	wt/vol	RT	Response	Std. Conc	Conc.	%Rec	Recovery ...	Ion Ratio	Ratio Out?
73	83	13C2-PFDoA-EIS	614.7 > 569.7	19072.367		0.000	5.57	19072.367	12.500	13.1	104.9	NO		
74	87	d3-N-MeFOSA-EIS	515.2 > 168.9	21946.775		0.000	5.63	21946.775	149.200	171	114.5	NO		
75	83	13C2-PFDoA-EIS	614.7 > 569.7	19072.367		0.000	5.57	19072.367	12.500	13.1	104.9	NO		
76	89	13C2-PFTeDA-EIS	715.1 > 669.7	19665.609		0.000	6.04	19665.609	12.500	12.7	101.7	NO		
77	89	13C2-PFTeDA-EIS	715.1 > 669.7	19665.609		0.000	6.04	19665.609	12.500	12.7	101.7	NO		
78	-1													
79	42	N-EtFOSA	526.1 > 168.9	11096.897	32782.977	0.000	6.07	50.504	50.000	53.9	107.9	NO	1.646	NO
80	43	PFHxDA	813.1 > 768.6	16640.559	28007.119	0.000	6.38	7.427	10.000	10.7	106.6	NO	136.589	NO
81	44	PFODA	913.1 > 868.8	20221.053	28007.119	0.000	6.62	9.025	10.000	10.9	109.3	NO		
82	45	N-MeFOSE	616.1 > 58.9	10378.275	27898.813	0.000	6.31	55.502	50.000	53.4	106.8	NO		
83	46	N-EtFOSE	630.1 > 58.9	11414.547	31239.215	0.000	6.46	54.516	50.000	52.4	104.8	NO		
84	48	13C3-PFBA-RSD	216.1 > 171.8	7078.278	9242.341	0.000	1.25	9.573	12.500	12.5	100.0	NO		
85	91	d5-N-ETFOSA-EIS	531.1 > 168.9	32782.977		0.000	6.09	32782.977	149.200	161	108.0	NO		
86	93	13C2-PFHxDA-EIS	815 > 769.7	28007.119		0.000	6.38	28007.119	12.500	12.3	98.3	NO		
87	93	13C2-PFHxDA-EIS	815 > 769.7	28007.119		0.000	6.38	28007.119	12.500	12.3	98.3	NO		
88	95	d7-N-MeFOSE-EIS	623.1 > 58.9	27898.813		0.000	6.30	27898.813	149.200	160	106.9	NO		
89	97	d9-N-EtFOSE-EIS	639.2 > 58.8	31239.215		0.000	6.45	31239.215	149.200	164	109.9	NO		
90	50	13C3-PFPeA-RSD	266.0 > 221.8	12806.911	21970.664	0.000	2.18	7.286	12.500	12.6	100.4	NO		
91	-1													
92	52	13C3-PFBS-RSD	302.0 > 98.8	1480.652	1101.422	0.000	2.46	16.804	12.500	14.0	112.2	NO		
93	54	13C3-HFPO-DA-RSD	287.0 > 168.9	4604.799	21970.664	0.000	3.21	2.620	12.500	12.5	100.0	NO		
94	56	13C2-4:2 FTS-RSD	329.0 >79.7	1862.364	1101.422	0.000	2.90	21.136	12.500	12.9	103.6	NO		
95	58	13C2-PFHxA-RSD	315.0 > 270.0	22221.775	21970.664	0.000	2.99	12.643	12.500	12.4	99.4	NO		
96	60	13C4-PFHpA-RSD	367.2 > 321.8	14389.429	21970.664	0.000	3.60	8.187	12.500	12.7	101.2	NO		
97	62	13C3-PFHxS-RSD	401.8 > 79.7	3158.400	1101.422	0.000	3.75	35.845	12.500	14.0	112.2	NO		
98	64	13C2-6:2 FTS-RSD	429.0 >79.7	1460.478	3638.832	0.000	4.05	5.017	12.500	10.8	86.6	NO		
99	66	13C5-PFNA-RSD	468.2 > 422.9	16344.572	17684.203	0.000	4.57	11.553	12.500	12.3	98.5	NO		
100	68	13C8-PFOSA-RSD	506 > 78	4838.304	20775.313	0.000	4.62	2.911	12.500	13.3	106.7	NO		
101	70	13C2-PFOA-RSD	414.9 > 369.7	17640.303	20850.398	0.000	4.12	10.576	12.500	11.7	93.7	NO		
102	72	13C8-PFOS-RSD	507.0 > 79.7	3514.230	3638.832	0.000	4.66	12.072	12.500	11.9	94.9	NO		
103	74	13C2-PFDA-RSD	515.1 > 469.9	17794.072	18250.998	0.000	4.95	12.187	12.500	12.8	102.4	NO		
104	-1													
105	76	13C2-8:2 FTS-RSD	529 > 79.7	1307.495	3638.832	0.000	4.92	4.491	12.500	11.3	90.5	NO		
106	78	d3-N-MeFOSAA-RSD	573.3 > 419	2953.386	20775.313	0.000	5.11	1.777	12.500	14.3	114.3	NO		
107	80	13C2-PFUdA-RSD	565 > 519.8	19931.705	20775.313	0.000	5.28	11.992	12.500	11.8	94.2	NO		
108	82	d5-N-EtFOSAA-RSD	589.3 > 419	5148.694	20775.313	0.000	5.26	3.098	12.500	15.3	122.2	NO		

OPV 3/31/2020

Dataset: D:\PFAS5.PRO\RESULTS\200330P1\200330P1-48.qld

Last Altered: Tuesday, March 31, 2020 10:25:44 Pacific Daylight Time
Printed: Tuesday, March 31, 2020 10:25:48 Pacific Daylight Time

Name: 200330P1-48, Date: 30-Mar-2020, Time: 23:36:56, ID: ST200330P1-12 PFC CS3 20C2306, Description: PFC CS3 20C2306

	#	Name	Trace	Area	IS Area	wt/vol	RT	Response	Std. Conc	Conc.	%Rec	Recovery ...	Ion Ratio	Ratio Out?
109	84	13C2-PFDoA-RSD	614.7 > 569.7	19072.367	18250.998	0.000	5.57	13.063	12.500	13.1	104.8	NO		
110	86	13C2-10:2 FTS-RSD	632.9 > 80.0	1098.163	3638.832	0.000	5.55	3.772	12.500	11.2	89.5	NO		
111	88	d3-N-MeFOSA-RSD	515.2 > 168.9	21946.775	20775.313	0.000	5.63	13.205	149.200	160	107.4	NO		
112	90	13C2-PFTeDA-RSD	715.1 > 669.7	19665.609	20775.313	0.000	6.04	11.832	12.500	11.9	95.3	NO		
113	92	d5-N-ETFOSA-RSD	531.1 > 168.9	32782.977	20775.313	0.000	6.09	19.725	149.200	154	103.5	NO		
114	94	13C2-PFHxDA-RSD	815 > 769.7	28007.119	20775.313	0.000	6.38	16.851	12.500	11.2	89.9	NO		
115	96	d7-N-MeFOSE-RSD	623.1 > 58.9	27898.813	20775.313	0.000	6.30	16.786	149.200	150	100.3	NO		
116	98	d9-N-EtFOSE-RSD	639.2 > 58.8	31239.215	20775.313	0.000	6.45	18.796	149.200	153	102.6	NO		
117	-1													
118	99	13C4-PFBA	217.0 > 172.0	9242.341	9242.341	0.000	1.25	12.500	12.500	12.5	100.0	NO		
119	1...	13C5-PFHxA	318.0 > 272.9	21970.664	21970.664	0.000	2.99	12.500	12.500	12.5	100.0	NO		
120	1...	13C8-PFOA	420.9 > 376.0	20850.398	20850.398	0.000	4.12	12.500	12.500	12.5	100.0	NO		
121	1...	18O2-PFHxS	403.0 > 102.6	1101.422	1101.422	0.000	3.75	12.500	12.500	12.5	100.0	NO		
122	1...	13C9-PFNA	472.2 > 426.9	17684.203	17684.203	0.000	4.57	12.500	12.500	12.5	100.0	NO		
123	1...	13C4-PFOS	503 > 79.7	3638.832	3638.832	0.000	4.66	12.500	12.500	12.5	100.0	NO		
124	1...	13C6-PFDA	519.1 > 473.7	18250.998	18250.998	0.000	4.95	12.500	12.500	12.5	100.0	NO		
125	1...	13C7-PFUdA	570.1 > 524.8	20775.313	20775.313	0.000	5.28	12.500	12.500	12.5	100.0	NO		

OPV 3/31/2020

Vista Analytical Laboratory

Dataset: Untitled

Last Altered: Tuesday, March 31, 2020 10:18:52 Pacific Daylight Time
Printed: Tuesday, March 31, 2020 10:18:56 Pacific Daylight Time

Method: D:\PFAS5.PRO\MethDB\NEW_PFAS_80C_033020.mdb 31 Mar 2020 07:57:04
Calibration: D:\PFAS5.PRO\CurveDB\C18_VAL-PFAS_Q5_03-30-20.cdb 31 Mar 2020 10:07:05

Compound name: PFBA

	#	Name	ID	Acq.Date	Acq.Time
1	1	200330P1-1	IPA	30-Mar-20	15:20:16
2	2	200330P1-2	IPA	30-Mar-20	15:30:51
3	3	200330P1-3	TESTER	30-Mar-20	15:41:22
4	4	200330P1-4	IPA	30-Mar-20	15:51:51
5	5	200330P1-5	ST200330P1-1 PFC CS-2 20C2301	30-Mar-20	16:02:22
6	6	200330P1-6	ST200330P1-2 PFC CS-1 20C2302	30-Mar-20	16:12:53
7	7	200330P1-7	ST200330P1-3 PFC CS0 20C2303	30-Mar-20	16:23:24
8	8	200330P1-8	ST200330P1-4 PFC CS1 20C2304	30-Mar-20	16:35:01
9	9	200330P1-9	ST200330P1-5 PFC CS2 20C2305	30-Mar-20	16:47:09
10	10	200330P1-10	ST200330P1-6 PFC CS3 20C2306	30-Mar-20	16:57:43
11	11	200330P1-11	ST200330P1-7 PFC CS4 20C2307	30-Mar-20	17:08:14
12	12	200330P1-12	ST200330P1-8 PFC CS5 20C2308	30-Mar-20	17:18:44
13	13	200330P1-13	ST200330P1-9 PFC CS6 20C2309	30-Mar-20	17:29:15
14	14	200330P1-14	ST200330P1-10 PFC CS7 20C2310	30-Mar-20	17:39:43
15	15	200330P1-15	IB	30-Mar-20	17:50:14
16	16	200330P1-16	ICV200330P1-1 PFC ICV 20C2311	30-Mar-20	18:00:45
17	17	200330P1-17	IB	30-Mar-20	18:11:16
18	18	200330P1-18	B0C0246-BS1 OPR 0.25	30-Mar-20	18:21:47
19	19	200330P1-19	2000521-06@5X B3 (1-2) 2.3	30-Mar-20	18:32:15
20	20	200330P1-20	2000623-06@5X DUP-AOI2-GW-01-200318 0.25421	30-Mar-20	18:42:47
21	21	200330P1-21	2000623-06 DUP-AOI2-GW-01-200318 0.25421	30-Mar-20	18:53:16
22	22	200330P1-22	IB	30-Mar-20	19:03:48
23	23	200330P1-23	2000576-02@5X CLM2A1CC 0.19	30-Mar-20	19:14:16
24	24	200330P1-24	2000576-03@5X CLM2A2CC 0.3	30-Mar-20	19:24:48
25	25	200330P1-25	2000576-04@10X CLM3A2CC 0.53	30-Mar-20	19:35:19
26	26	200330P1-26	2000576-05@5X ASR1A1CC 0.58	30-Mar-20	19:45:48
27	27	200330P1-27	2000576-07@5X CM_AS3 0.43	30-Mar-20	19:56:19
28	28	200330P1-28	2000576-06 ASR2A2CC 0.27	30-Mar-20	20:06:49
29	29	200330P1-29	2000576-08 AU_AS3 0.4	30-Mar-20	20:17:19
30	30	200330P1-30	IB	30-Mar-20	20:27:50
31	31	200330P1-31	ST200330P1-11 PFC CS3 20C2306	30-Mar-20	20:38:19
32	32	200330P1-32	IB	30-Mar-20	20:48:51

Dataset: Untitled

Last Altered: Tuesday, March 31, 2020 10:18:52 Pacific Daylight Time
Printed: Tuesday, March 31, 2020 10:18:56 Pacific Daylight Time

Compound name: PFBA

	#	Name	ID	Acq.Date	Acq.Time
33	33	200330P1-33	B0C0289-BS1 OPR 0.25	30-Mar-20	20:59:20
34	34	200330P1-34	B0C0242-BLK1 Method Blank 0.125	30-Mar-20	21:09:51
35	35	200330P1-35	B0C0242-BS1 OPR 0.125	30-Mar-20	21:20:20
36	36	200330P1-36	2000512-01 EB- well screen 0.125	30-Mar-20	21:30:52
37	37	200330P1-37	2000512-02 EB- drill rod 0.125	30-Mar-20	21:41:21
38	38	200330P1-38	2000512-03 Field Blank 0.125	30-Mar-20	21:51:53
39	39	200330P1-39	2000512-04 EB- peristaltic 0.125	30-Mar-20	22:02:23
40	40	200330P1-40	2000512-05 SP-116 0.125	30-Mar-20	22:12:53
41	41	200330P1-41	2000512-06 SP-111 0.125	30-Mar-20	22:23:22
42	42	200330P1-42	2000512-07 SP-109 0.125	30-Mar-20	22:33:54
43	43	200330P1-43	2000512-08 SP-114 0.125	30-Mar-20	22:44:24
44	44	200330P1-44	2000512-09 SP-113 0.125	30-Mar-20	22:54:55
45	45	200330P1-45	2000512-10 SP-107 0.125	30-Mar-20	23:05:23
46	46	200330P1-46	2000512-11 SP-107 Dup 0.125	30-Mar-20	23:15:54
47	47	200330P1-47	IB	30-Mar-20	23:26:25
48	48	200330P1-48	ST200330P1-12 PFC CS3 20C2306	30-Mar-20	23:36:56
49	49	200330P1-49	IB	30-Mar-20	23:47:25
50	50	200330P1-50	2000512-12 SP-104 0.125	30-Mar-20	23:57:56
51	51	200330P1-51	2000512-13 SP-102 0.125	31-Mar-20	00:08:27
52	52	200330P1-52	B0C0336-BLK1 Method Blank 0.001	31-Mar-20	00:18:55
53	53	200330P1-53	B0C0336-BS1 LCS 0.001	31-Mar-20	00:29:27
54	54	200330P1-54	B0C0336-BSD1 LCSD 0.001	31-Mar-20	00:39:58
55	55	200330P1-55	2000649-01 AOI1-DG 0.00101	31-Mar-20	00:50:27
56	56	200330P1-56	B0C0340-BLK1 Method Blank 0.001	31-Mar-20	01:00:57
57	57	200330P1-57	B0C0340-BS1 OPR 0.001	31-Mar-20	01:11:28
58	58	200330P1-58	2000679-01 SET. Tank 0.00102	31-Mar-20	01:21:59
59	59	200330P1-59	2000679-02 SET. Discharge 0.00101	31-Mar-20	01:32:27
60	60	200330P1-60	B0C0235-BLK1 Method Blank 2	31-Mar-20	01:42:59
61	61	200330P1-61	B0C0235-BS1 OPR 2	31-Mar-20	01:53:30
62	62	200330P1-62	B0C0235-MS1 Matrix Spike 2.75	31-Mar-20	02:03:58
63	63	200330P1-63	B0C0235-MSD1 Matrix Spike Dup 2.75	31-Mar-20	02:14:28
64	64	200330P1-64	2000572-01 B3 (11-11.5) 2.74	31-Mar-20	02:25:00
65	65	200330P1-65	2000572-03 B2 (12-13) 2.76	31-Mar-20	02:35:31
66	66	200330P1-66	2000572-05 B1 (10-10.5) 2.82	31-Mar-20	02:46:00
67	67	200330P1-67	B0C0284-BLK1 Method Blank 2	31-Mar-20	02:56:31
68	68	200330P1-68	B0C0284-BS1 OPR 2	31-Mar-20	03:07:02

Dataset: Untitled

Last Altered: Tuesday, March 31, 2020 10:18:52 Pacific Daylight Time
Printed: Tuesday, March 31, 2020 10:18:56 Pacific Daylight Time

Compound name: PFBA

	#	Name	ID	Acq.Date	Acq.Time
69	69	200330P1-69	B0C0284-MS1 Matrix Spike 4.43	31-Mar-20	03:17:30
70	70	200330P1-70	B0C0284-MSD1 Matrix Spike Dup 4.43	31-Mar-20	03:28:02
71	71	200330P1-71	2000588-02 BA1 SS-1 4.42	31-Mar-20	03:38:33
72	72	200330P1-72	2000588-03 BA1 SS-2 4.65	31-Mar-20	03:49:01
73	73	200330P1-73	IB	31-Mar-20	03:59:34
74	74	200330P1-74	ST200330P1-13 PFC CS0 20C2303	31-Mar-20	04:10:04
75	75	200330P1-75	IB	31-Mar-20	04:20:33
76	76	200330P1-76	2000588-04 BA1 SS-3 4.47	31-Mar-20	04:31:04
77	77	200330P1-77	2000588-05 BA1 SS-3- DUP 4.23	31-Mar-20	04:41:33
78	78	200330P1-78	2000588-06 BA1 SS-4 3.68	31-Mar-20	04:52:05
79	79	200330P1-79	2000588-07 BA1 SS-5 4.45	31-Mar-20	05:02:36
80	80	200330P1-80	B0C0311-BLK1 Method Blank 0.25	31-Mar-20	05:13:04
81	81	200330P1-81	B0C0311-BS1 OPR 0.25	31-Mar-20	05:23:35
82	82	200330P1-82	2000643-01 VAS-2-17032020-16-20' 0.25866	31-Mar-20	05:34:06
83	83	200330P1-83	2000643-02 VAS-1-17032020-21-25' 0.25808	31-Mar-20	05:44:37
84	84	200330P1-84	2000643-03 VAS-2-17032020-21-25' 0.25486	31-Mar-20	05:55:06
85	85	200330P1-85	2000643-04 VAS-1-17032020-26-30' 0.25866	31-Mar-20	06:05:37
86	86	200330P1-86	2000643-05 VAS-2-17032020-26-30' 0.25751	31-Mar-20	06:16:08
87	87	200330P1-87	2000643-06 VAS-1-17032020-31-35' 0.25853	31-Mar-20	06:26:36
88	88	200330P1-88	IB	31-Mar-20	06:37:06
89	89	200330P1-89	ST200330P1-14 PFC CS3 20C2306	31-Mar-20	06:47:39
90	90	200330P1-90	IB	31-Mar-20	06:58:07
91	91	200330P1-91	2000643-07 VAS-2-17032020-31-35' 0.25342	31-Mar-20	07:08:38
92	92	200330P1-92	2000643-08 VAS-1-17032020-36-40' 0.25963	31-Mar-20	07:19:09
93	93	200330P1-93	2000643-09 VAS-2-17032020-36-40' 0.25043	31-Mar-20	07:29:40
94	94	200330P1-94	2000643-10 VAS-2-17032020-GW-DUP 0.25889	31-Mar-20	07:40:09
95	95	200330P1-95	2000674-01 WMP2003231005JSJ 0.24938	31-Mar-20	07:50:40
96	96	200330P1-96	2000674-02 WMP2003231007JSJ 0.25571	31-Mar-20	08:01:11
97	97	200330P1-97	2000674-03 WEF2003231015JSJ 0.25247	31-Mar-20	08:11:40
98	98	200330P1-98	2000674-04 WMP2003231010JSJ 0.25483	31-Mar-20	08:22:11
99	99	200330P1-99	2000674-05 WEF2003231025JSJ 0.25179	31-Mar-20	08:32:40
100	100	200330P1-100	2000674-06 WMP2003231020JSJ 0.2561	31-Mar-20	08:43:12
101	101	200330P1-101	IB	31-Mar-20	08:53:41
102	102	200330P1-102	ST200330P1-15 PFC CS3 20C2306	31-Mar-20	09:04:12
103	103	200330P1-103	IB	31-Mar-20	09:14:43
104	104	200330P1-104	B0C0330-BLK1 Method Blank 0.25	31-Mar-20	09:25:13

Vista Analytical Laboratory

Dataset: Untitled

Last Altered: Tuesday, March 31, 2020 10:18:52 Pacific Daylight Time
Printed: Tuesday, March 31, 2020 10:18:56 Pacific Daylight Time

Compound name: PFBA

	# Name	ID	Acq.Date	Acq.Time
105	105 200330P1-105	B0C0330-BS1 OPR 0.25	31-Mar-20	09:35:42
106	106 200330P1-106	2000701-01 001 BASEMENT SOURCE TAP 0.25781	31-Mar-20	09:46:13
107	107 200330P1-107	2000702-01 501 DEP TAP AFTER TREATMENT/001 0.25125	31-Mar-20	09:56:44
108	108 200330P1-108	2000565-01@10X 1268SBR-1 0.25678	31-Mar-20	10:07:13
109	109 200330P1-109	IB		
110	110 200330P1-110	ST200330P1-16 PFC CS3 20C2306		
111	111 200330P1-111	IB		

Dataset: D:\PFAS5.PRO\RESULTS\200330P1\200330P1-48.qld

Last Altered: Tuesday, March 31, 2020 10:25:44 Pacific Daylight Time
Printed: Tuesday, March 31, 2020 10:25:48 Pacific Daylight Time

Method: D:\PFAS5.PRO\MethDB\NEW_PFAS_80C_033020.mdb 31 Mar 2020 07:57:04
Calibration: D:\PFAS5.PRO\CurveDB\C18_VAL-PFAS_Q5_03-30-20.cdb 31 Mar 2020 10:07:05

Name: 200330P1-48, Date: 30-Mar-2020, Time: 23:36:56, ID: ST200330P1-12 PFC CS3 20C2306, Description: PFC CS3 20C2306

PFBA

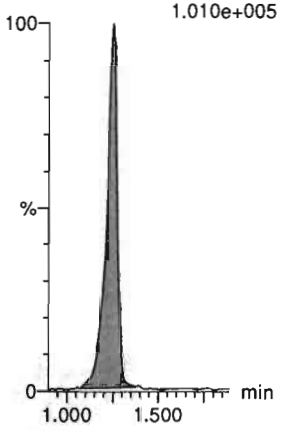

PFPrS

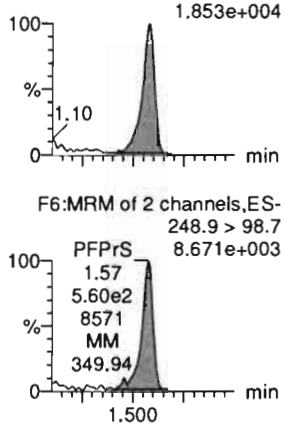

3:3 FTCA

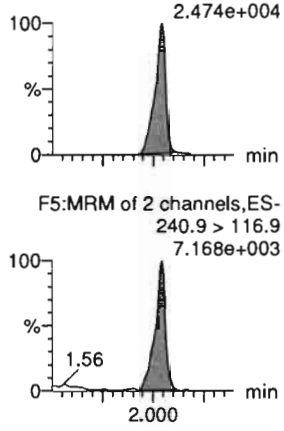

PFPeA

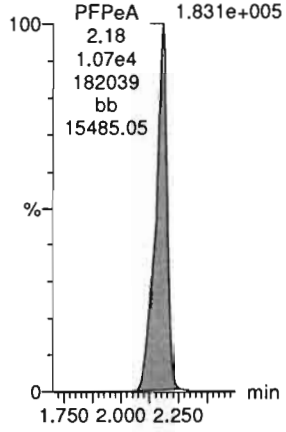

PFBS

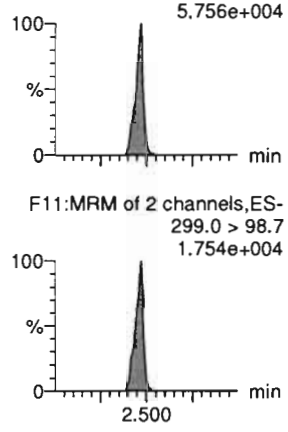

4:2 FTS

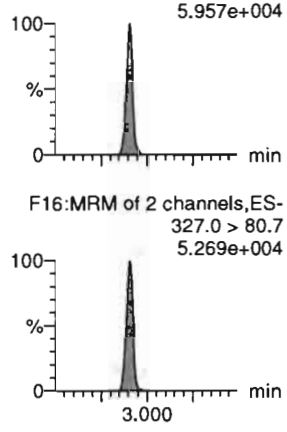

13C3-PFBA-EIS

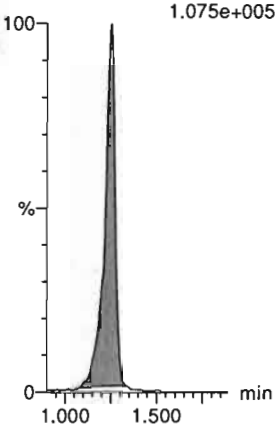

13C3-PFBS-EIS

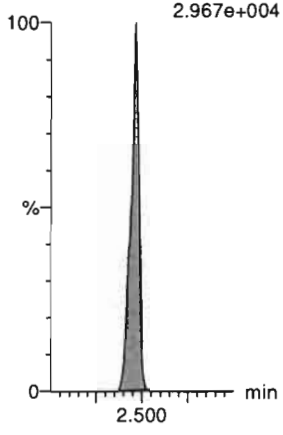

13C3-PFPeA-EIS

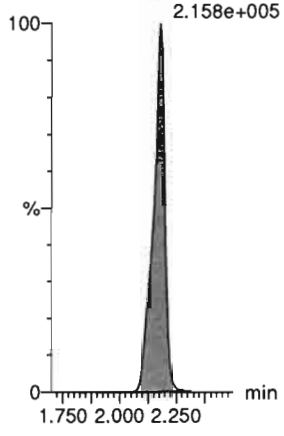

13C3-PFPeA-EIS

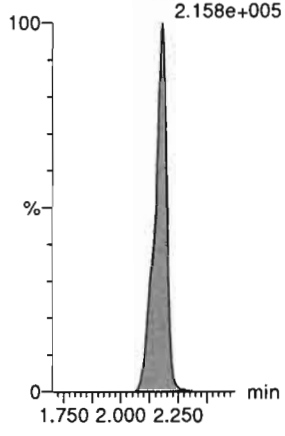

13C3-PFBS-EIS

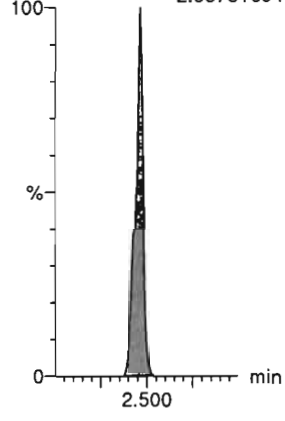

13C2-4:2 FTS-EIS

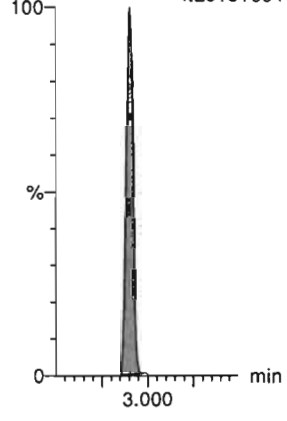

OPV 3/31/2020

Dataset: D:\PFAS5.PRO\RESULTS\200330P1\200330P1-48.qld

Last Altered: Tuesday, March 31, 2020 10:25:44 Pacific Daylight Time
Printed: Tuesday, March 31, 2020 10:25:48 Pacific Daylight Time

Name: 200330P1-48, Date: 30-Mar-2020, Time: 23:36:56, ID: ST200330P1-12 PFC CS3 20C2306, Description: PFC CS3 20C2306

PFHxA

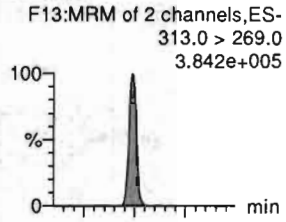

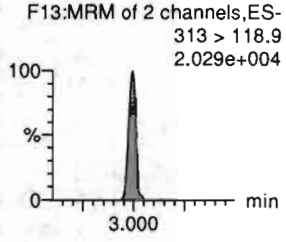

PFPeS

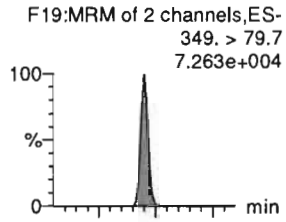

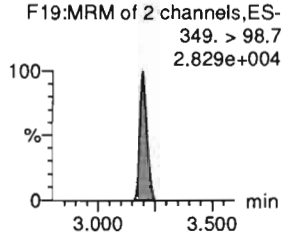

HFPO-DA

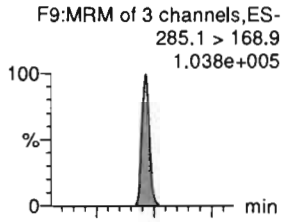

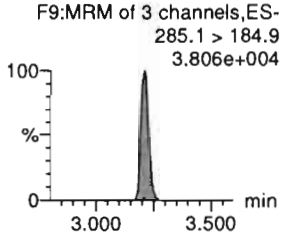

5:3 FTCA

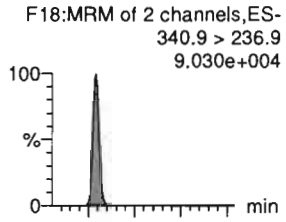

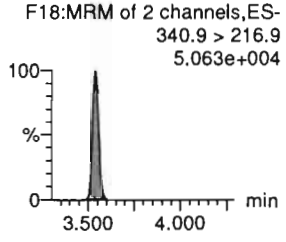

PFHpA

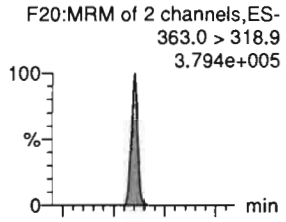

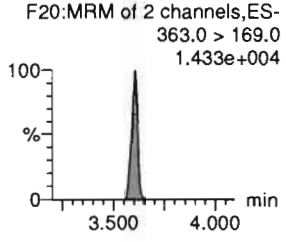

ADONA

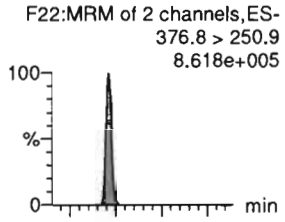

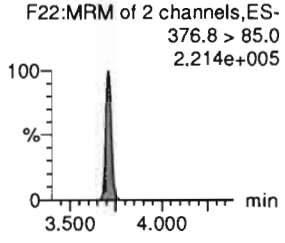

13C2-PFHxA-EIS

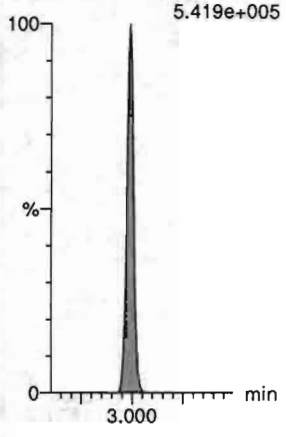

13C3-PFBS-EIS



13C3-HFPO-DA-EIS

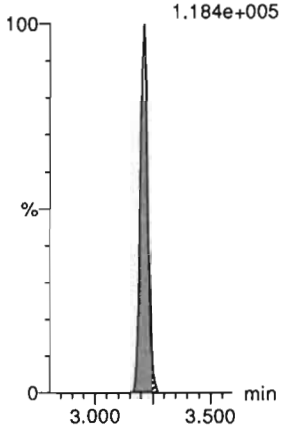

13C4-PFHpA-EIS



13C4-PFHpA-EIS

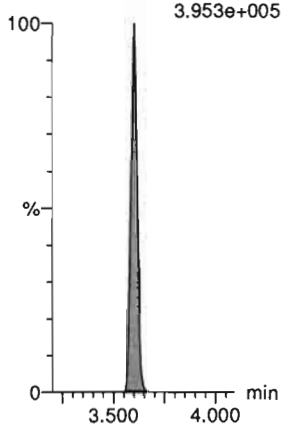

13C4-PFHpA-EIS

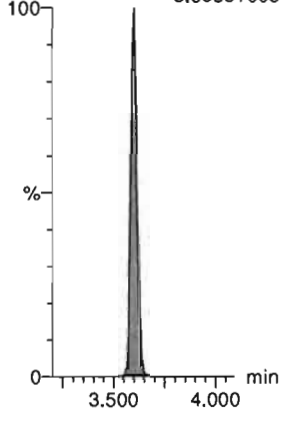

Dataset: D:\PFAS5.PRO\RESULTS\200330P1\200330P1-48.qld

Last Altered: Tuesday, March 31, 2020 10:25:44 Pacific Daylight Time
Printed: Tuesday, March 31, 2020 10:25:48 Pacific Daylight Time

Name: 200330P1-48, Date: 30-Mar-2020, Time: 23:36:56, ID: ST200330P1-12 PFC CS3 20C2306, Description: PFC CS3 20C2306

L-PFHxS

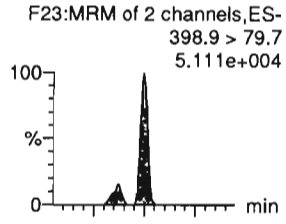

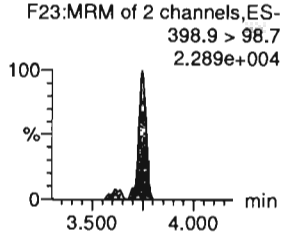

6:2 FTS

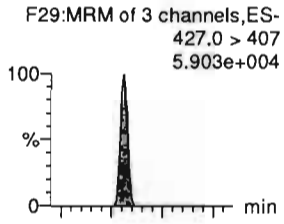

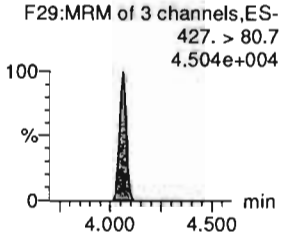

L-PFOA

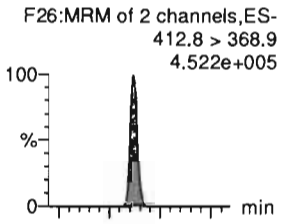

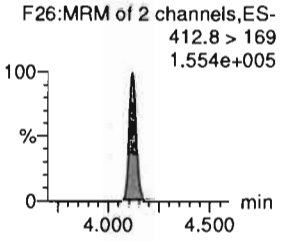

PFEChS

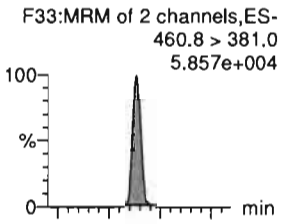

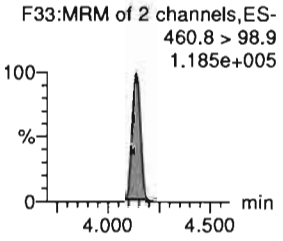

PFHpS

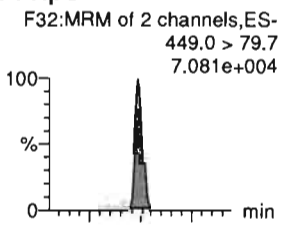

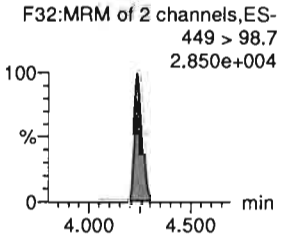

7:3 FTCA

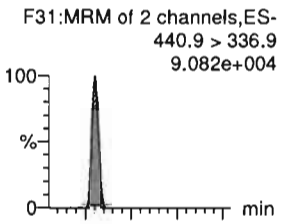

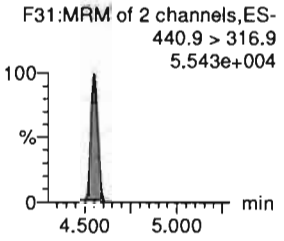

13C3-PFHxS-EIS



13C2-6:2 FTS-EIS

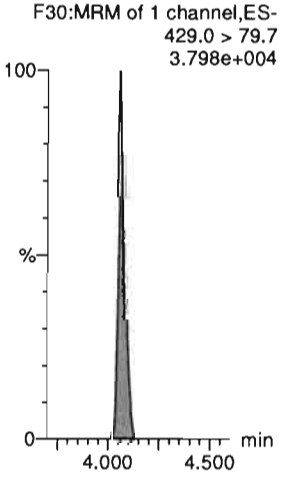

13C2-PFOA-EIS

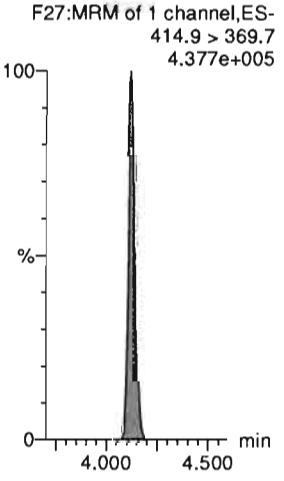

13C2-PFOA-EIS

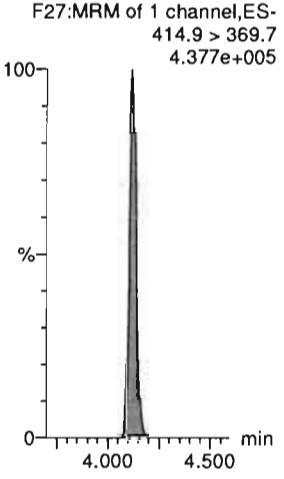

13C8-PFOS-EIS

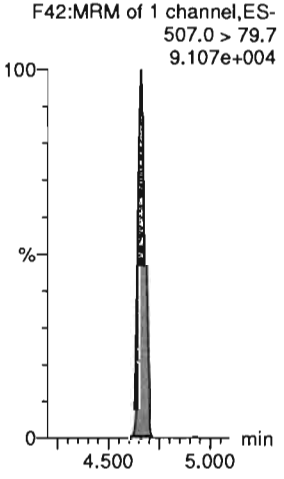

13C5-PFNA-EIS



OPV 3/31/2020

Dataset: D:\PFAS5.PRO\RESULTS\200330P1\200330P1-48.qld

Last Altered: Tuesday, March 31, 2020 10:25:44 Pacific Daylight Time
Printed: Tuesday, March 31, 2020 10:25:48 Pacific Daylight Time

Name: 200330P1-48, Date: 30-Mar-2020, Time: 23:36:56, ID: ST200330P1-12 PFC CS3 20C2306, Description: PFC CS3 20C2306

PFNA

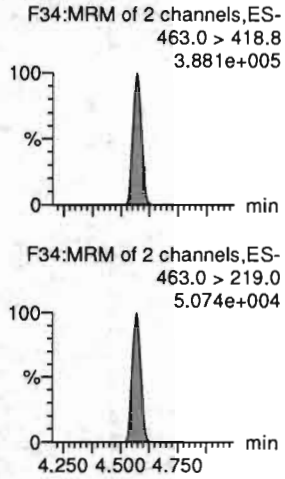

PFOSA

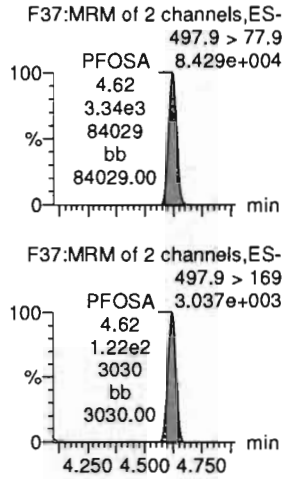

L-PFOS

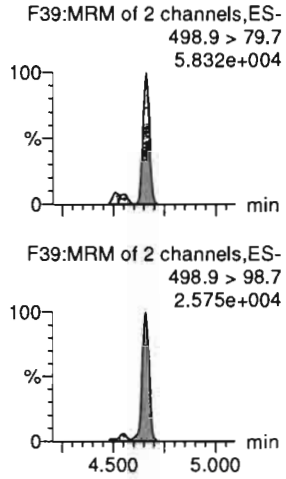

9Cl-PF30NS

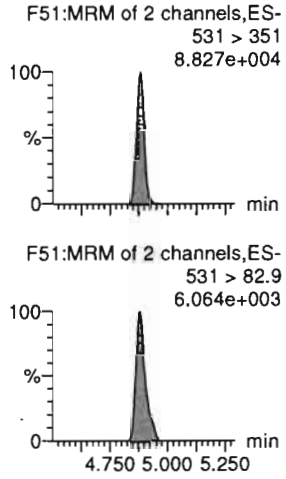

PFDA

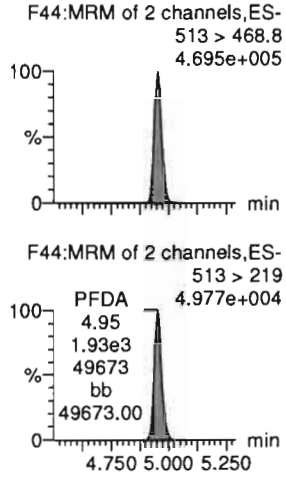

8:2 FTS

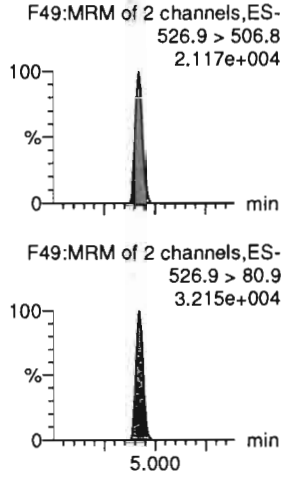

13C5-PFNA-EIS



13C8-PFOSA-EIS



13C8-PFOS-EIS



13C8-PFOS-EIS



13C2-PFDA-EIS

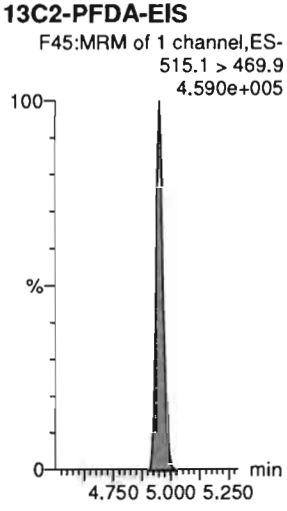

13C2-8:2 FTS-EIS



OPV 3/31/2020

Dataset: D:\PFAS5.PRO\RESULTS\200330P1\200330P1-48.qld

Last Altered: Tuesday, March 31, 2020 10:25:44 Pacific Daylight Time
Printed: Tuesday, March 31, 2020 10:25:48 Pacific Daylight Time

Name: 200330P1-48, Date: 30-Mar-2020, Time: 23:36:56, ID: ST200330P1-12 PFC CS3 20C2306, Description: PFC CS3 20C2306

PFNS

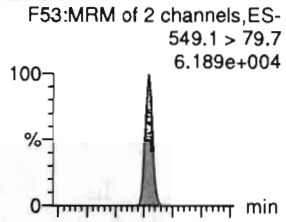

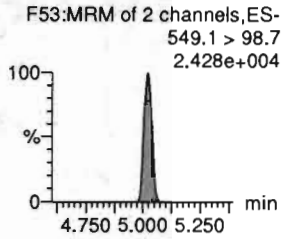

L-MeFOSAA

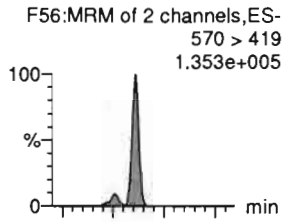

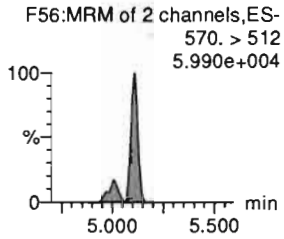

L-EtFOSAA

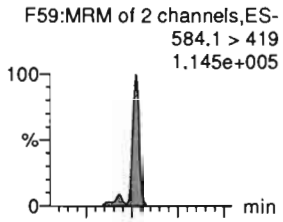

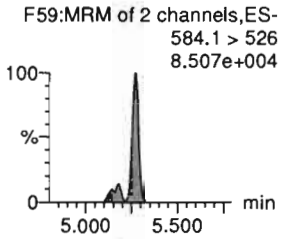

PFUdA

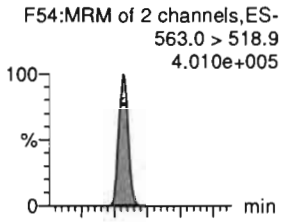

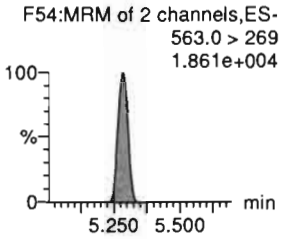

PFDS

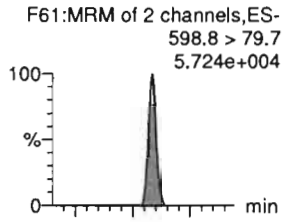

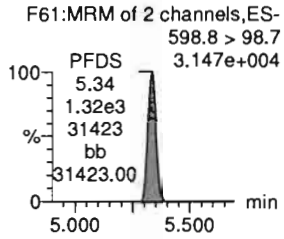

11Cl-PF30UdS

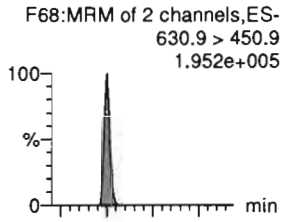

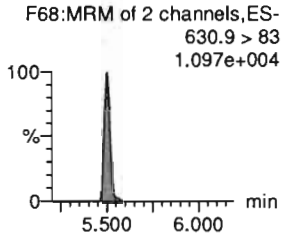

13C8-PFOS-EIS



d3-N-MeFOSAA-EIS

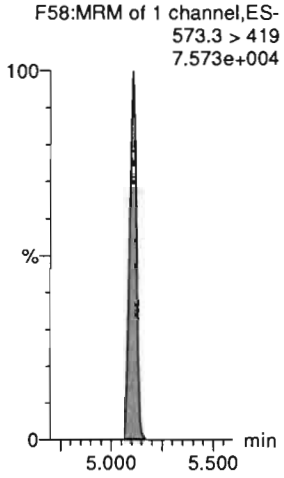

d5-N-EtFOSAA-EIS



13C2-PFUdA-EIS

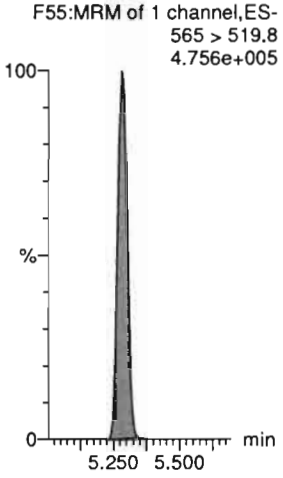

13C8-PFOS-EIS

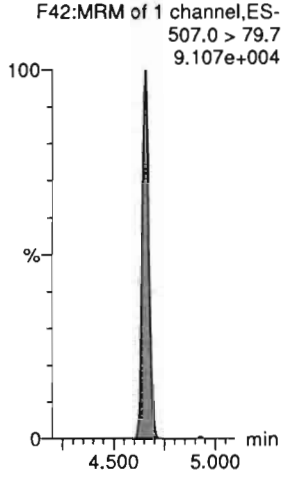

13C2-PFDoA-EIS

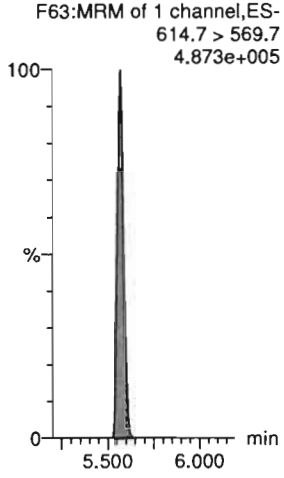

OPV 3/31/2020

Dataset: D:\PFAS5.PRO\RESULTS\200330P1\200330P1-48.qld

Last Altered: Tuesday, March 31, 2020 10:25:44 Pacific Daylight Time
Printed: Tuesday, March 31, 2020 10:25:48 Pacific Daylight Time

Name: 200330P1-48, Date: 30-Mar-2020, Time: 23:36:56, ID: ST200330P1-12 PFC CS3 20C2306, Description: PFC CS3 20C2306

10:2 FTS

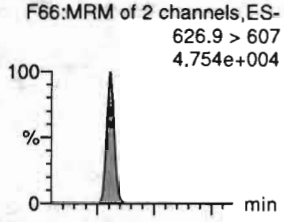

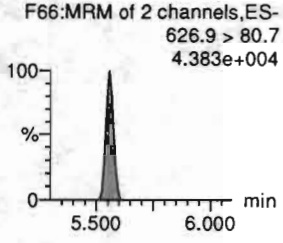

PFDoA

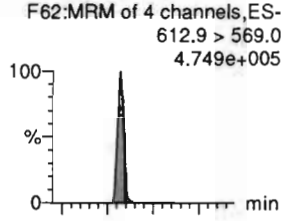

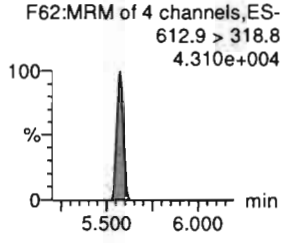

N-MeFOSA

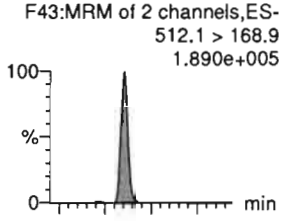

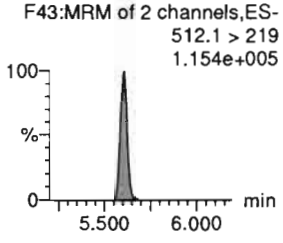

PFTrDA

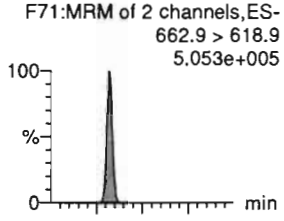

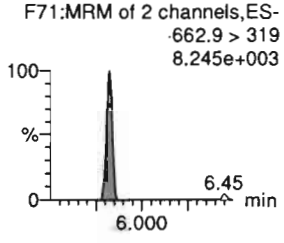

PFDoS

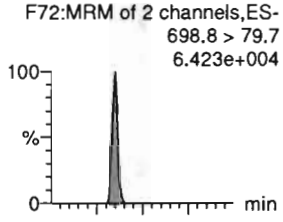

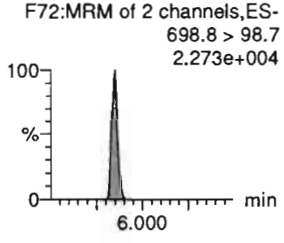

PFTeDA

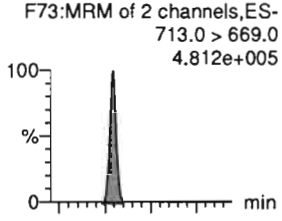

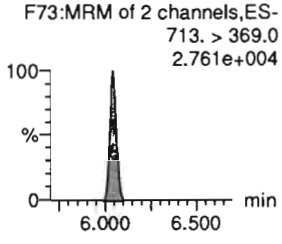

13C2-10:2 FTS-EIS

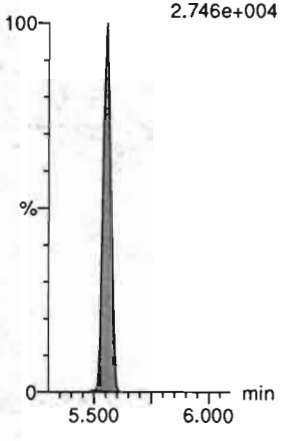

13C2-PFDoA-EIS

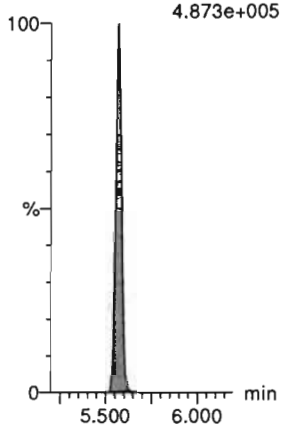

d3-N-MeFOSA-EIS

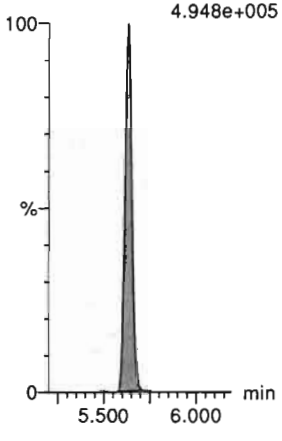

13C2-PFDoA-EIS

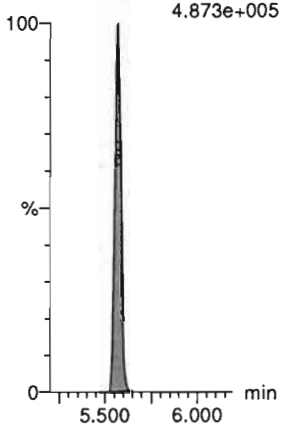

13C2-PFTeDA-EIS

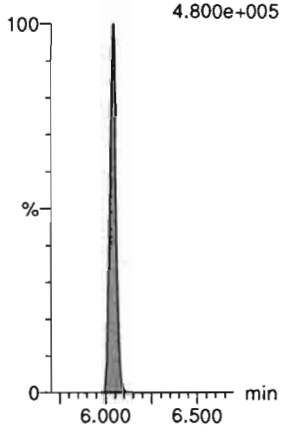

13C2-PFTeDA-EIS



Dataset: D:\PFAS5.PRO\RESULTS\200330P1\200330P1-48.qld

Last Altered: Tuesday, March 31, 2020 10:25:44 Pacific Daylight Time
Printed: Tuesday, March 31, 2020 10:25:48 Pacific Daylight Time

Name: 200330P1-48, Date: 30-Mar-2020, Time: 23:36:56, ID: ST200330P1-12 PFC CS3 20C2306, Description: PFC CS3 20C2306

N-EtFOSA

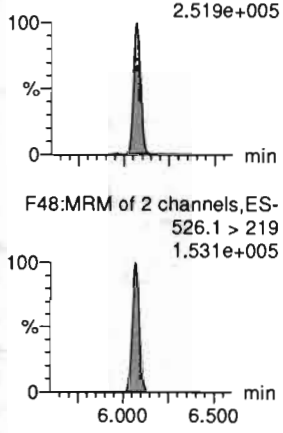

PFHxDA

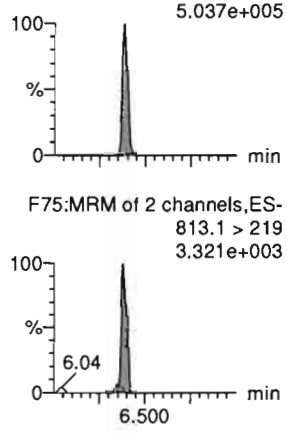

PFODA

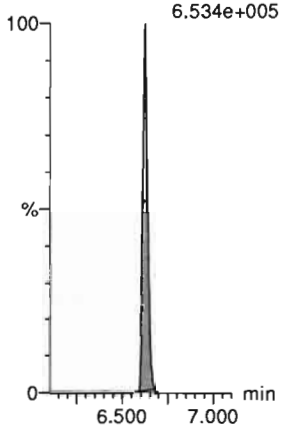

N-MeFOSE



N-EtFOSE



13C3-PFBA-RSD

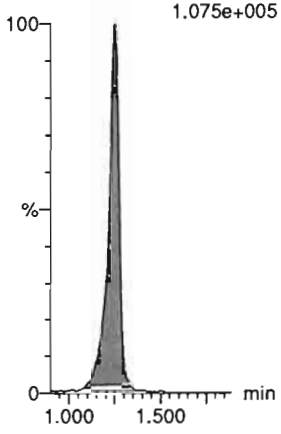

d5-N-ETFOSA-EIS

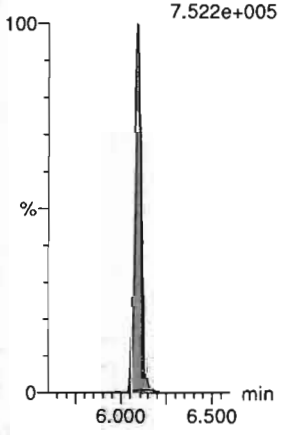

13C2-PFHxDA-EIS

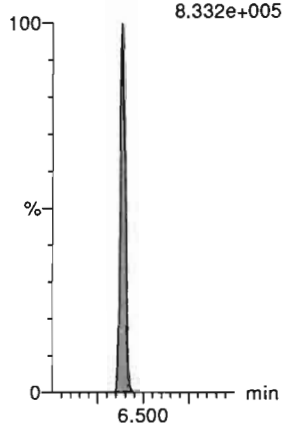

13C2-PFHxDA-EIS

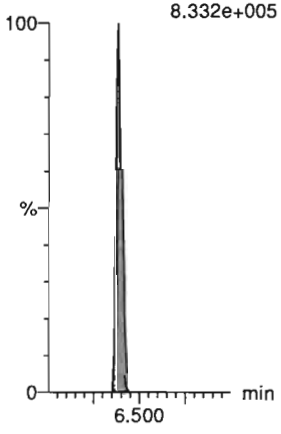

d7-N-MeFOSE-EIS

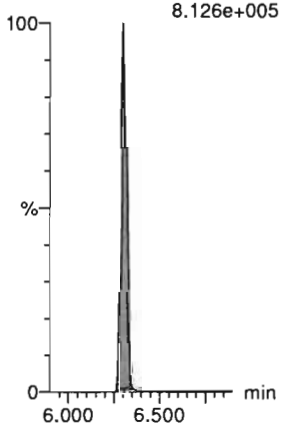

d9-N-EtFOSE-EIS



13C3-PFPeA-RSD

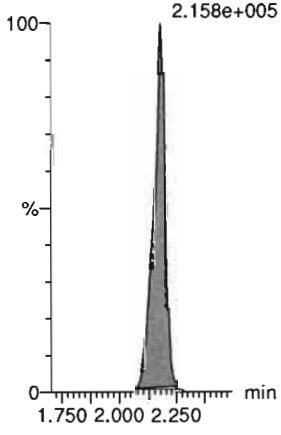

OPV 3/31/2020

Dataset: D:\PFAS5.PRO\RESULTS\200330P1\200330P1-48.qld

Last Altered: Tuesday, March 31, 2020 10:25:44 Pacific Daylight Time
Printed: Tuesday, March 31, 2020 10:25:48 Pacific Daylight Time

Name: 200330P1-48, Date: 30-Mar-2020, Time: 23:36:56, ID: ST200330P1-12 PFC CS3 20C2306, Description: PFC CS3 20C2306

13C3-PFBS-RSD
F12:MRM of 1 channel,ES-
302.0 > 98.8
2.967e+004



13C3-HFPO-DA-RSD
F10:MRM of 2 channels,ES-
287.0 > 168.9
1.184e+005



13C2-4:2 FTS-RSD
F17:MRM of 2 channels,ES-
329.0 > 79.7
4.251e+004



13C2-PFHxA-RSD
F14:MRM of 1 channel,ES-
315.0 > 270.0
5.419e+005

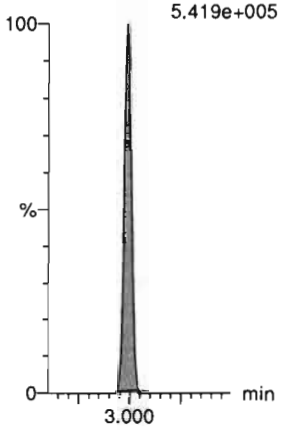

13C4-PFHpA-RSD
F21:MRM of 1 channel,ES-
367.2 > 321.8
3.953e+005

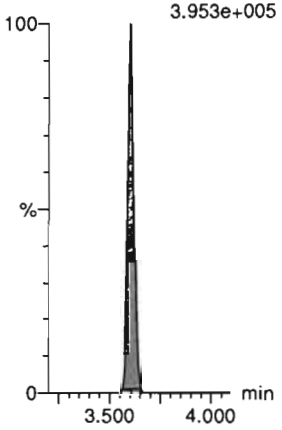

13C3-PFHxS-RSD
F24:MRM of 1 channel,ES-
401.8 > 79.7
8.018e+004

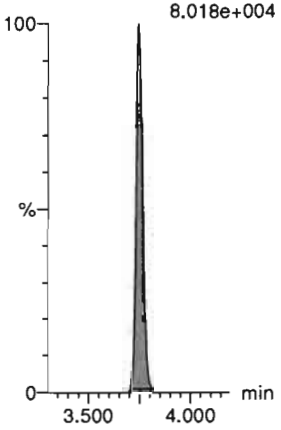

13C2-6:2 FTS-RSD
F30:MRM of 1 channel,ES-
429.0 > 79.7
3.798e+004



13C5-PFNA-RSD
F35:MRM of 1 channel,ES-
468.2 > 422.9
3.871e+005



13C8-PFOSA-RSD
F41:MRM of 1 channel,ES-
506 > 78
1.223e+005

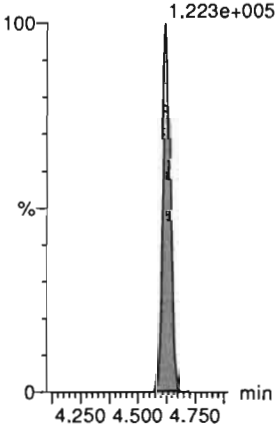

13C2-PFOA-RSD
F27:MRM of 1 channel,ES-
414.9 > 369.7
4.377e+005

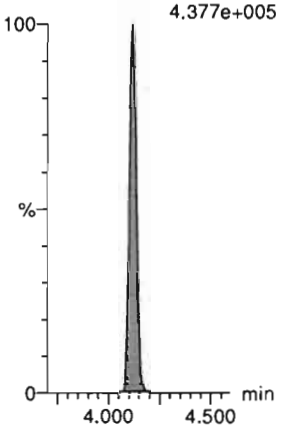

13C8-PFOS-RSD
F42:MRM of 1 channel,ES-
507.0 > 79.7
9.107e+004



13C2-PFDA-RSD
F45:MRM of 1 channel,ES-
515.1 > 469.9
4.590e+005



OPV 3/31/2020

Dataset: D:\PFAS5.PRO\RESULTS\200330P1\200330P1-48.qld

Last Altered: Tuesday, March 31, 2020 10:25:44 Pacific Daylight Time
Printed: Tuesday, March 31, 2020 10:25:48 Pacific Daylight Time

Name: 200330P1-48, Date: 30-Mar-2020, Time: 23:36:56, ID: ST200330P1-12 PFC CS3 20C2306, Description: PFC CS3 20C2306

13C2-8:2 FTS-RSD
F50:MRM of 1 channel,ES-
529 > 79.7
3.300e+004



d3-N-MeFOSAA-RSD
F58:MRM of 1 channel,ES-
573.3 > 419
7.573e+004



13C2-PFUdA-RSD
F55:MRM of 1 channel,ES-
565 > 519.8
4.756e+005



d5-N-EtFOSAA-RSD
F60:MRM of 1 channel,ES-
589.3 > 419
1.213e+005



13C2-PFDoA-RSD
F63:MRM of 1 channel,ES-
614.7 > 569.7
4.873e+005

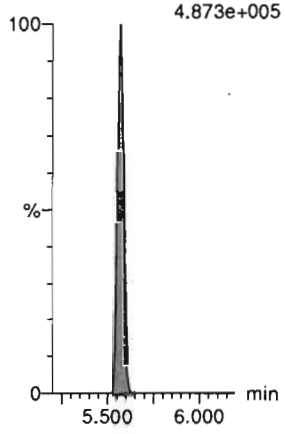

13C2-10:2 FTS-RSD
F69:MRM of 1 channel,ES-
632.9 > 80.0
2.746e+004



d3-N-MeFOSA-RSD
F46:MRM of 1 channel,ES-
515.2 > 168.9
4.948e+005

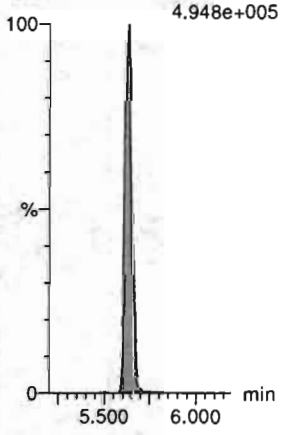

13C2-PFTeDA-RSD
F74:MRM of 2 channels,ES-
715.1 > 669.7
4.800e+005

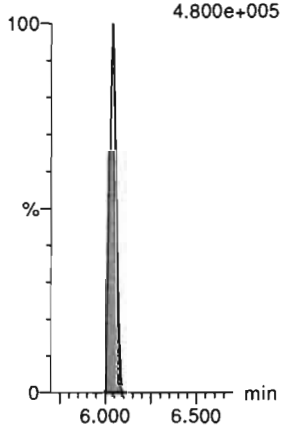

d5-N-ETFOSA-RSD
F52:MRM of 1 channel,ES-
531.1 > 168.9
7.522e+005

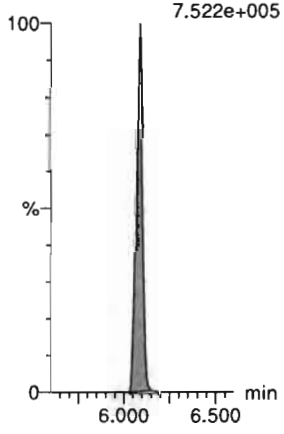

13C2-PFHxDA-RSD
F76:MRM of 1 channel,ES-
815 > 769.7
8.332e+005



d7-N-MeFOSE-RSD
F65:MRM of 1 channel,ES-
623.1 > 58.9
8.126e+005

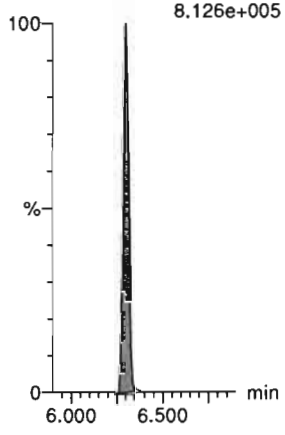

d9-N-EtFOSE-RSD
F70:MRM of 1 channel,ES-
639.2 > 58.8
9.450e+005



OPV 3/31/2020

Dataset: D:\PFAS5.PRO\RESULTS\200330P1\200330P1-48.qld

Last Altered: Tuesday, March 31, 2020 10:25:44 Pacific Daylight Time
Printed: Tuesday, March 31, 2020 10:25:48 Pacific Daylight Time

Name: 200330P1-48, Date: 30-Mar-2020, Time: 23:36:56, ID: ST200330P1-12 PFC CS3 20C2306, Description: PFC CS3 20C2306

13C4-PFBA



13C5-PFHxA



13C8-PFOA



18O2-PFHxS

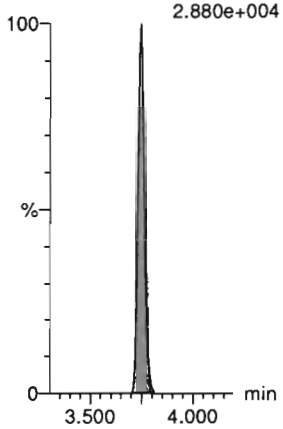

13C9-PFNA



13C4-PFOS

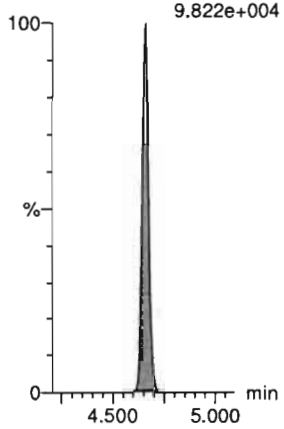

13C6-PFDA

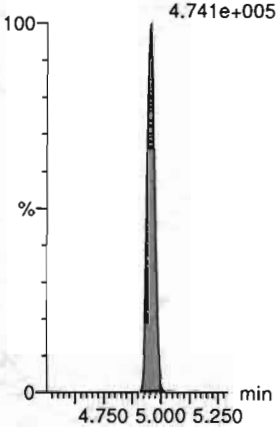

13C7-PFUdA



Vista Analytical Laboratory

Dataset: D:\PFAS5.PRO\RESULTS\200330P1\200330P1-74.qld

Last Altered: Tuesday, March 31, 2020 10:39:47 Pacific Daylight Time
Printed: Tuesday, March 31, 2020 10:44:41 Pacific Daylight Time

B.P. 3/31/2020

Name: 200330P1-74, Date: 31-Mar-2020, Time: 04:10:04, ID: ST200330P1-13 PFC CS0 20C2303, Description: PFC CS0 20C2303

	#	Name	Trace	Area	IS Area	wt/vol	RT	Response	Std. Conc	Conc.	%Rec	Recovery ...	Ion Ratio	Ratio Out?
1	1	PFBA	213.0 > 168.8	590.404	6746.074	0.000	1.26	1.094	1.000	0.976	97.6	NO		
2	2	PFPrS	248.9 > 79.7	96.394	1368.791	0.000	1.58	0.880	1.000	0.910	91.0	NO	2.023	NO
3	3	3:3 FTCA	240.9 > 176.9	138.097	12383.414	0.000	2.04	0.139	1.000	1.10	109.8	NO	3.419	NO
4	4	PFPeA	263.1 > 218.9	971.274	12383.414	0.000	2.18	0.980	1.000	1.01	101.0	NO		
5	5	PFBS	299.0 > 79.7	255.191	1368.791	0.000	2.46	2.330	1.000	1.03	103.2	NO	3.512	NO
6	6	4:2 FTS	327.0 > 307	184.784	1849.403	0.000	2.90	1.249	1.000	0.896	89.6	NO	1.053	NO
7	47	13C3-PFBA-EIS	216.1 > 171.8	6746.074		0.000	1.25	6746.074	12.500	12.9	102.9	NO		
8	51	13C3-PFBS-EIS	302.0 > 98.8	1368.791		0.000	2.47	1368.791	12.500	13.0	103.8	NO		
9	49	13C3-PFPeA-EIS	266.0 > 221.8	12383.414		0.000	2.18	12383.414	12.500	12.8	102.5	NO		
10	49	13C3-PFPeA-EIS	266.0 > 221.8	12383.414		0.000	2.18	12383.414	12.500	12.8	102.5	NO		
11	51	13C3-PFBS-EIS	302.0 > 98.8	1368.791		0.000	2.47	1368.791	12.500	13.0	103.8	NO		
12	55	13C2-4:2 FTS-EIS	329.0 >79.7	1849.403		0.000	2.91	1849.403	12.500	13.6	108.5	NO		
13	-1													
14	7	PFHxA	313.0 > 269.0	1650.948	20687.914	0.000	2.99	0.998	1.000	1.11	110.6	NO	16.121	NO
15	8	PFPeS	349.>79.7	256.976	1368.791	0.000	3.21	2.347	1.000	1.05	105.0	NO	3.680	YES
16	9	HFPO-DA	285.1 > 168.9	381.064	4559.008	0.000	3.22	1.045	1.000	1.04	104.1	NO	2.616	NO
17	10	5:3 FTCA	340.9 > 236.9	339.374	13769.036	0.000	3.54	0.308	1.000	1.09	108.6	NO	1.803	NO
18	11	PFHpA	363.0 > 318.9	1209.680	13769.036	0.000	3.61	1.098	1.000	0.905	90.5	NO	29.302	YES
19	12	ADONA	376.8 > 250.9	3028.879	13769.036	0.000	3.71	2.750	1.000	0.994	99.4	NO	3.904	NO
20	57	13C2-PFHxA-EIS	315.0 > 270.0	20687.914		0.000	2.99	20687.914	12.500	11.9	95.0	NO		
21	51	13C3-PFBS-EIS	302.0 > 98.8	1368.791		0.000	2.47	1368.791	12.500	13.0	103.8	NO		
22	53	13C3-HFPO-DA-EIS	287.0 > 168.9	4559.008		0.000	3.21	4559.008	12.500	12.7	101.9	NO		
23	59	13C4-PFHpA-EIS	367.2 > 321.8	13769.036		0.000	3.61	13769.036	12.500	12.8	102.1	NO		
24	59	13C4-PFHpA-EIS	367.2 > 321.8	13769.036		0.000	3.61	13769.036	12.500	12.8	102.1	NO		
25	59	13C4-PFHpA-EIS	367.2 > 321.8	13769.036		0.000	3.61	13769.036	12.500	12.8	102.1	NO		
26	-1													
27	13	L-PFHxS	398.9 > 79.7	195.956	2860.540	0.000	3.75	0.856	1.000	0.873	87.3	NO	1.471	NO
28	15	6:2 FTS	427.0 > 407	173.287	1632.239	0.000	4.06	1.327	1.000	0.703	70.3	NO	1.115	NO
29	16	L-PFOA	412.8 > 368.9	1685.446	17600.041	0.000	4.12	1.197	1.000	1.00	100.2	NO	2.795	NO
30	18	PFecHS	460.8 > 381.0	177.763	17600.041	0.000	4.14	0.126	1.000	0.864	86.4	NO	0.418	NO
31	19	PFHpS	449.0 > 79.7	285.090	3638.427	0.000	4.24	0.979	1.000	1.16	115.6	NO	3.570	YES
32	20	7:3 FTCA	440.9 > 336.9	386.093	16485.512	0.000	4.56	0.293	1.000	1.02	102.1	NO	1.899	NO
33	61	13C3-PFHxS-EIS	401.8 > 79.7	2860.540		0.000	3.75	2860.540	12.500	14.2	113.9	NO		
34	63	13C2-6:2 FTS-EIS	429.0 >79.7	1632.239		0.000	4.06	1632.239	12.500	13.2	105.4	NO		
35	69	13C2-PFOA-EIS	414.9 > 369.7	17600.041		0.000	4.12	17600.041	12.500	12.3	98.4	NO		
36	69	13C2-PFOA-EIS	414.9 > 369.7	17600.041		0.000	4.12	17600.041	12.500	12.3	98.4	NO		

OPV 3/31/2020

Dataset: D:\PFAS5.PRO\RESULTS\200330P1\200330P1-74.qld

Last Altered: Tuesday, March 31, 2020 10:39:47 Pacific Daylight Time
Printed: Tuesday, March 31, 2020 10:44:41 Pacific Daylight Time

Name: 200330P1-74, Date: 31-Mar-2020, Time: 04:10:04, ID: ST200330P1-13 PFC CS0 20C2303, Description: PFC CS0 20C2303

	#	Name	Trace	Area	IS Area	wt/vol	RT	Response	Std. Conc	Conc.	%Rec	Recovery ...	Ion Ratio	Ratio Out?
37	71	13C8-PFOS-EIS	507.0 > 79.7	3638.427		0.000	4.66	3638.427	12.500	12.7	101.6	NO		
38	65	13C5-PFNA-EIS	468.2 > 422.9	16485.512		0.000	4.57	16485.512	12.500	12.7	101.4	NO		
39	-1													
40	21	PFNA	463.0 > 418.8	1579.815	16485.512	0.000	4.57	1.198	1.000	1.00	100.2	NO	9.959	NO
41	22	PFOSA	497.9 > 77.9	285.945	4549.328	0.000	4.63	0.786	1.000	1.00	100.1	NO	18.529	NO
42	23	L-PFOS	498.9 > 79.7	239.809	3638.427	0.000	4.65	0.824	1.000	0.998	99.8	NO	3.306	NO
43	25	9Cl-PF30NS	531 > 351	342.776	3638.427	0.000	4.88	1.178	1.000	0.922	92.2	NO	11.214	NO
44	26	PFDA	513 > 468.8	1751.220	17453.479	0.000	4.96	1.254	1.000	1.05	104.5	NO	9.681	NO
45	27	8:2 FTS	526.9 > 506.8	97.522	1240.097	0.000	4.93	0.983	1.000	1.26	126.3	NO	0.618	NO
46	65	13C5-PFNA-EIS	468.2 > 422.9	16485.512		0.000	4.57	16485.512	12.500	12.7	101.4	NO		
47	67	13C8-PFOSA-EIS	506 > 78	4549.328		0.000	4.62	4549.328	12.500	12.8	102.3	NO		
48	71	13C8-PFOS-EIS	507.0 > 79.7	3638.427		0.000	4.66	3638.427	12.500	12.7	101.6	NO		
49	71	13C8-PFOS-EIS	507.0 > 79.7	3638.427		0.000	4.66	3638.427	12.500	12.7	101.6	NO		
50	73	13C2-PFDA-EIS	515.1 > 469.9	17453.479		0.000	4.96	17453.479	12.500	12.3	98.7	NO		
51	75	13C2-8:2 FTS-EIS	529 > 79.7	1240.097		0.000	4.93	1240.097	12.500	11.6	93.0	NO		
52	-1													
53	28	PFNS	549.1 > 79.7	222.858	3638.427	0.000	5.02	0.766	1.000	0.959	95.9	NO	1.882	NO
54	29	L-MeFOSAA	570 > 419	485.691	3022.605	0.000	5.11	2.009	1.000	0.766	76.6	NO	2.383	NO
55	31	L-EtFOSAA	584.1 > 419	475.279	4389.904	0.000	5.27	1.353	1.000	0.949	94.9	NO	1.302	NO
56	33	PFUdA	563.0 > 518.9	1422.638	18948.295	0.000	5.29	0.939	1.000	0.911	91.1	NO	27.332	NO
57	34	PFDS	598.8 > 79.7	199.487	3638.427	0.000	5.34	0.685	1.000	0.979	97.9	NO	2.442	NO
58	35	11Cl-PF30UdS	630.9 > 450.9	681.394	17821.363	0.000	5.50	0.478	1.000	1.03	103.4	NO	22.669	NO
59	71	13C8-PFOS-EIS	507.0 > 79.7	3638.427		0.000	4.66	3638.427	12.500	12.7	101.6	NO		
60	77	d3-N-MeFOSAA-EIS	573.3 > 419	3022.605		0.000	5.11	3022.605	12.500	15.7	125.6	NO		
61	81	d5-N-EtFOSAA-EIS	589.3 > 419	4389.904		0.000	5.27	4389.904	12.500	12.2	98.0	NO		
62	79	13C2-PFUdA-EIS	565 > 519.8	18948.295		0.000	5.29	18948.295	12.500	11.4	91.4	NO		
63	71	13C8-PFOS-EIS	507.0 > 79.7	3638.427		0.000	4.66	3638.427	12.500	12.7	101.6	NO		
64	83	13C2-PFDoA-EIS	614.7 > 569.7	17821.363		0.000	5.57	17821.363	12.500	12.3	98.0	NO		
65	-1													
66	36	10:2 FTS	626.9 > 607	115.830	1094.712	0.000	5.55	1.323	1.000	0.603	60.3	YES	1.018	NO
67	37	PFDoA	612.9 > 569.0	1721.487	17821.363	0.000	5.58	1.207	1.000	1.16	115.5	NO	14.090	NO
68	38	N-MeFOSA	512.1 > 168.9	753.197	20792.828	0.000	5.61	5.405	5.000	4.86	97.2	NO	1.807	NO
69	39	PFTrDA	662.9 > 618.9	1714.096	17821.363	0.000	5.82	1.202	1.000	1.07	107.0	NO	125.117	YES
70	40	PFDoS	698.8 > 79.7	270.469	18264.947	0.000	5.85	0.185	1.000	1.30	129.7	NO	5.043	NO
71	41	PFTeDA	713.0 > 669.0	1630.797	18264.947	0.000	6.04	1.116	1.000	0.999	99.9	NO	19.496	NO
72	85	13C2-10:2 FTS-EIS	632.9 > 80.0	1094.712		0.000	5.56	1094.712	12.500	11.8	94.6	NO		

OPV 3/31/2020

Dataset: D:\PFAS5.PRO\RESULTS\200330P1\200330P1-74.qld

Last Altered: Tuesday, March 31, 2020 10:39:47 Pacific Daylight Time
Printed: Tuesday, March 31, 2020 10:39:53 Pacific Daylight Time

Name: 200330P1-74, Date: 31-Mar-2020, Time: 04:10:04, ID: ST200330P1-13 PFC CS0 20C2303, Description: PFC CS0 20C2303

	#	Name	Trace	Area	IS Area	wt/vol	RT	Response	Std. Conc	Conc.	%Rec	Recovery ...	Ion Ratio	Ratio Out?
73	83	13C2-PFDoA-EIS	614.7 > 569.7	17821.363		0.000	5.57	17821.363	12.500	12.3	98.0	NO		
74	87	d3-N-MeFOSA-EIS	515.2 > 168.9	20792.828		0.000	5.64	20792.828	149.200	162	108.5	NO		
75	83	13C2-PFDoA-EIS	614.7 > 569.7	17821.363		0.000	5.57	17821.363	12.500	12.3	98.0	NO		
76	89	13C2-PFTeDA-EIS	715.1 > 669.7	18264.947		0.000	6.04	18264.947	12.500	11.8	94.5	NO		
77	89	13C2-PFTeDA-EIS	715.1 > 669.7	18264.947		0.000	6.04	18264.947	12.500	11.8	94.5	NO		
78	-1													
79	42	N-EtFOSA	526.1 > 168.9	1029.939	31786.684	0.000	6.07	4.834	5.000	5.19	103.9	NO	1.863	NO
80	43	PFHxDA	813.1 > 768.6	1717.540	27367.596	0.000	6.38	0.784	1.000	1.04	103.5	NO	209.456	NO
81	44	PFODA	913.1 > 868.8	1788.911	27367.596	0.000	6.62	0.817	1.000	1.03	102.8	NO		
82	45	N-MeFOSE	616.1 > 58.9	1054.317	27641.053	0.000	6.31	5.691	5.000	5.45	108.9	NO		
83	46	N-EtFOSE	630.1 > 58.9	986.833	29569.420	0.000	6.46	4.979	5.000	4.68	93.6	NO		
84	48	13C3-PFBA-RSD	216.1 > 171.8	6746.074	8729.725	0.000	1.25	9.660	12.500	12.6	100.9	NO		
85	91	d5-N-ETFOSA-EIS	531.1 > 168.9	31786.684		0.000	6.09	31786.684	149.200	156	104.7	NO		
86	93	13C2-PFHxDA-EIS	815 > 769.7	27367.596		0.000	6.38	27367.596	12.500	12.0	96.0	NO		
87	93	13C2-PFHxDA-EIS	815 > 769.7	27367.596		0.000	6.38	27367.596	12.500	12.0	96.0	NO		
88	95	d7-N-MeFOSE-EIS	623.1 > 58.9	27641.053		0.000	6.30	27641.053	149.200	158	105.9	NO		
89	97	d9-N-EtFOSE-EIS	639.2 > 58.8	29569.420		0.000	6.45	29569.420	149.200	155	104.0	NO		
90	50	13C3-PFPeA-RSD	266.0 > 221.8	12356.689	21238.002	0.000	2.18	7.273	12.500	12.5	100.2	NO		
91	-1													
92	52	13C3-PFBS-RSD	302.0 > 98.8	1368.791	1081.921	0.000	2.47	15.814	12.500	13.2	105.6	NO		
93	54	13C3-HFPO-DA-RSD	287.0 > 168.9	4559.008	21238.002	0.000	3.21	2.683	12.500	12.8	102.4	NO		
94	56	13C2-4:2 FTS-RSD	329.0 >79.7	1849.403	1081.921	0.000	2.91	21.367	12.500	13.1	104.7	NO		
95	58	13C2-PFHxA-RSD	315.0 > 270.0	20687.914	21238.002	0.000	2.99	12.176	12.500	12.0	95.8	NO		
96	60	13C4-PFHpA-RSD	367.2 > 321.8	13769.036	21238.002	0.000	3.61	8.104	12.500	12.5	100.2	NO		
97	62	13C3-PFHxS-RSD	401.8 > 79.7	2860.540	1081.921	0.000	3.75	33.049	12.500	12.9	103.4	NO		
98	64	13C2-6:2 FTS-RSD	429.0 >79.7	1632.239	3346.257	0.000	4.06	6.097	12.500	13.2	105.2	NO		
99	66	13C5-PFNA-RSD	468.2 > 422.9	16485.512	18262.438	0.000	4.57	11.284	12.500	12.0	96.2	NO		
100	68	13C8-PFOSA-RSD	506 > 78	4549.328	20073.932	0.000	4.62	2.833	12.500	13.0	103.9	NO		
101	70	13C2-PFOA-RSD	414.9 > 369.7	17600.041	19883.271	0.000	4.12	11.065	12.500	12.3	98.1	NO		
102	72	13C8-PFOS-RSD	507.0 > 79.7	3638.427	3346.257	0.000	4.66	13.591	12.500	13.3	106.8	NO		
103	74	13C2-PFDA-RSD	515.1 > 469.9	17453.479	18086.453	0.000	4.96	12.063	12.500	12.7	101.4	NO		
104	-1													
105	76	13C2-8:2 FTS-RSD	529 > 79.7	1240.097	3346.257	0.000	4.93	4.632	12.500	11.7	93.4	NO		
106	78	d3-N-MeFOSAA-RSD	573.3 > 419	3022.605	20073.932	0.000	5.11	1.882	12.500	15.1	121.0	NO		
107	80	13C2-PFUdA-RSD	565 > 519.8	18948.295	20073.932	0.000	5.29	11.799	12.500	11.6	92.7	NO		
108	82	d5-N-EtFOSAA-RSD	589.3 > 419	4389.904	20073.932	0.000	5.27	2.734	12.500	13.5	107.8	NO		

OPV 3/31/2020

Dataset: D:\PFAS5.PRO\RESULTS\200330P1\200330P1-74.qld

Last Altered: Tuesday, March 31, 2020 10:39:47 Pacific Daylight Time
Printed: Tuesday, March 31, 2020 10:39:53 Pacific Daylight Time

Name: 200330P1-74, Date: 31-Mar-2020, Time: 04:10:04, ID: ST200330P1-13 PFC CS0 20C2303, Description: PFC CS0 20C2303

	#	Name	Trace	Area	IS Area	wt/vol	RT	Response	Std. Conc	Conc.	%Rec	Recovery ...	Ion Ratio	Ratio Out?
109	84	13C2-PFDoA-RSD	614.7 > 569.7	17821.363	18086.453	0.000	5.57	12.317	12.500	12.4	98.8	NO		
110	86	13C2-10:2 FTS-RSD	632.9 > 80.0	1093.748	3346.257	0.000	5.56	4.086	12.500	12.1	96.9	NO		
111	88	d3-N-MeFOSA-RSD	515.2 > 168.9	20792.828	20073.932	0.000	5.64	12.948	149.200	157	105.3	NO		
112	90	13C2-PFTeDA-RSD	715.1 > 669.7	18115.732	20073.932	0.000	6.04	11.281	12.500	11.4	90.8	NO		
113	92	d5-N-ETFOSA-RSD	531.1 > 168.9	31786.684	20073.932	0.000	6.09	19.794	149.200	155	103.8	NO		
114	94	13C2-PFHxDA-RSD	815 > 769.7	27367.596	20073.932	0.000	6.38	17.042	12.500	11.4	90.9	NO		
115	96	d7-N-MeFOSE-RSD	623.1 > 58.9	27641.053	20073.932	0.000	6.30	17.212	149.200	153	102.9	NO		
116	98	d9-N-EtFOSE-RSD	639.2 > 58.8	29569.420	20073.932	0.000	6.45	18.413	149.200	150	100.5	NO		
117	-1													
118	99	13C4-PFBA	217.0 > 172.0	8729.725	8729.725	0.000	1.25	12.500	12.500	12.5	100.0	NO		
119	1...	13C5-PFHxA	318.0 > 272.9	21238.002	21238.002	0.000	2.99	12.500	12.500	12.5	100.0	NO		
120	1...	13C8-PFOA	420.9 > 376.0	19883.271	19883.271	0.000	4.12	12.500	12.500	12.5	100.0	NO		
121	1...	18O2-PFHxS	403.0 > 102.6	1081.921	1081.921	0.000	3.75	12.500	12.500	12.5	100.0	NO		
122	1...	13C9-PFNA	472.2 > 426.9	18262.438	18262.438	0.000	4.58	12.500	12.500	12.5	100.0	NO		
123	1...	13C4-PFOS	503 > 79.7	3346.257	3346.257	0.000	4.66	12.500	12.500	12.5	100.0	NO		
124	1...	13C6-PFDA	519.1 > 473.7	18086.453	18086.453	0.000	4.96	12.500	12.500	12.5	100.0	NO		
125	1...	13C7-PFUdA	570.1 > 524.8	20073.932	20073.932	0.000	5.29	12.500	12.500	12.5	100.0	NO		

OPV 3/31/2020

Vista Analytical Laboratory

Dataset: Untitled

Last Altered: Tuesday, March 31, 2020 10:18:52 Pacific Daylight Time
Printed: Tuesday, March 31, 2020 10:18:56 Pacific Daylight Time

Method: D:\PFAS5.PRO\MethDB\NEW_PFAS_80C_033020.mdb 31 Mar 2020 07:57:04
Calibration: D:\PFAS5.PRO\CurveDB\C18_VAL-PFAS_Q5_03-30-20.cdb 31 Mar 2020 10:07:05

Compound name: PFBA

	#	Name	ID	Acq.Date	Acq.Time
1	1	200330P1-1	IPA	30-Mar-20	15:20:16
2	2	200330P1-2	IPA	30-Mar-20	15:30:51
3	3	200330P1-3	TESTER	30-Mar-20	15:41:22
4	4	200330P1-4	IPA	30-Mar-20	15:51:51
5	5	200330P1-5	ST200330P1-1 PFC CS-2 20C2301	30-Mar-20	16:02:22
6	6	200330P1-6	ST200330P1-2 PFC CS-1 20C2302	30-Mar-20	16:12:53
7	7	200330P1-7	ST200330P1-3 PFC CS0 20C2303	30-Mar-20	16:23:24
8	8	200330P1-8	ST200330P1-4 PFC CS1 20C2304	30-Mar-20	16:35:01
9	9	200330P1-9	ST200330P1-5 PFC CS2 20C2305	30-Mar-20	16:47:09
10	10	200330P1-10	ST200330P1-6 PFC CS3 20C2306	30-Mar-20	16:57:43
11	11	200330P1-11	ST200330P1-7 PFC CS4 20C2307	30-Mar-20	17:08:14
12	12	200330P1-12	ST200330P1-8 PFC CS5 20C2308	30-Mar-20	17:18:44
13	13	200330P1-13	ST200330P1-9 PFC CS6 20C2309	30-Mar-20	17:29:15
14	14	200330P1-14	ST200330P1-10 PFC CS7 20C2310	30-Mar-20	17:39:43
15	15	200330P1-15	IB	30-Mar-20	17:50:14
16	16	200330P1-16	ICV200330P1-1 PFC ICV 20C2311	30-Mar-20	18:00:45
17	17	200330P1-17	IB	30-Mar-20	18:11:16
18	18	200330P1-18	B0C0246-BS1 OPR 0.25	30-Mar-20	18:21:47
19	19	200330P1-19	2000521-06@5X B3 (1-2) 2.3	30-Mar-20	18:32:15
20	20	200330P1-20	2000623-06@5X DUP-AOI2-GW-01-200318 0.25421	30-Mar-20	18:42:47
21	21	200330P1-21	2000623-06 DUP-AOI2-GW-01-200318 0.25421	30-Mar-20	18:53:16
22	22	200330P1-22	IB	30-Mar-20	19:03:48
23	23	200330P1-23	2000576-02@5X CLM2A1CC 0.19	30-Mar-20	19:14:16
24	24	200330P1-24	2000576-03@5X CLM2A2CC 0.3	30-Mar-20	19:24:48
25	25	200330P1-25	2000576-04@10X CLM3A2CC 0.53	30-Mar-20	19:35:19
26	26	200330P1-26	2000576-05@5X ASR1A1CC 0.58	30-Mar-20	19:45:48
27	27	200330P1-27	2000576-07@5X CM_AS3 0.43	30-Mar-20	19:56:19
28	28	200330P1-28	2000576-06 ASR2A2CC 0.27	30-Mar-20	20:06:49
29	29	200330P1-29	2000576-08 AU_AS3 0.4	30-Mar-20	20:17:19
30	30	200330P1-30	IB	30-Mar-20	20:27:50
31	31	200330P1-31	ST200330P1-11 PFC CS3 20C2306	30-Mar-20	20:38:19
32	32	200330P1-32	IB	30-Mar-20	20:48:51

Vista Analytical Laboratory

Dataset: Untitled

Last Altered: Tuesday, March 31, 2020 10:18:52 Pacific Daylight Time
Printed: Tuesday, March 31, 2020 10:18:56 Pacific Daylight Time

Compound name: PFBA

	# Name	ID	Acq.Date	Acq.Time
33	33 200330P1-33	B0C0289-BS1 OPR 0.25	30-Mar-20	20:59:20
34	34 200330P1-34	B0C0242-BLK1 Method Blank 0.125	30-Mar-20	21:09:51
35	35 200330P1-35	B0C0242-BS1 OPR 0.125	30-Mar-20	21:20:20
36	36 200330P1-36	2000512-01 EB- well screen 0.125	30-Mar-20	21:30:52
37	37 200330P1-37	2000512-02 EB- drill rod 0.125	30-Mar-20	21:41:21
38	38 200330P1-38	2000512-03 Field Blank 0.125	30-Mar-20	21:51:53
39	39 200330P1-39	2000512-04 EB- peristaltic 0.125	30-Mar-20	22:02:23
40	40 200330P1-40	2000512-05 SP-116 0.125	30-Mar-20	22:12:53
41	41 200330P1-41	2000512-06 SP-111 0.125	30-Mar-20	22:23:22
42	42 200330P1-42	2000512-07 SP-109 0.125	30-Mar-20	22:33:54
43	43 200330P1-43	2000512-08 SP-114 0.125	30-Mar-20	22:44:24
44	44 200330P1-44	2000512-09 SP-113 0.125	30-Mar-20	22:54:55
45	45 200330P1-45	2000512-10 SP-107 0.125	30-Mar-20	23:05:23
46	46 200330P1-46	2000512-11 SP-107 Dup 0.125	30-Mar-20	23:15:54
47	47 200330P1-47	IB	30-Mar-20	23:26:25
48	48 200330P1-48	ST200330P1-12 PFC CS3 20C2306	30-Mar-20	23:36:56
49	49 200330P1-49	IB	30-Mar-20	23:47:25
50	50 200330P1-50	2000512-12 SP-104 0.125	30-Mar-20	23:57:56
51	51 200330P1-51	2000512-13 SP-102 0.125	31-Mar-20	00:08:27
52	52 200330P1-52	B0C0336-BLK1 Method Blank 0.001	31-Mar-20	00:18:55
53	53 200330P1-53	B0C0336-BS1 LCS 0.001	31-Mar-20	00:29:27
54	54 200330P1-54	B0C0336-BSD1 LCSD 0.001	31-Mar-20	00:39:58
55	55 200330P1-55	2000649-01 AOI1-DG 0.00101	31-Mar-20	00:50:27
56	56 200330P1-56	B0C0340-BLK1 Method Blank 0.001	31-Mar-20	01:00:57
57	57 200330P1-57	B0C0340-BS1 OPR 0.001	31-Mar-20	01:11:28
58	58 200330P1-58	2000679-01 SET. Tank 0.00102	31-Mar-20	01:21:59
59	59 200330P1-59	2000679-02 SET. Discharge 0.00101	31-Mar-20	01:32:27
60	60 200330P1-60	B0C0235-BLK1 Method Blank 2	31-Mar-20	01:42:59
61	61 200330P1-61	B0C0235-BS1 OPR 2	31-Mar-20	01:53:30
62	62 200330P1-62	B0C0235-MS1 Matrix Spike 2.75	31-Mar-20	02:03:58
63	63 200330P1-63	B0C0235-MSD1 Matrix Spike Dup 2.75	31-Mar-20	02:14:28
64	64 200330P1-64	2000572-01 B3 (11-11.5) 2.74	31-Mar-20	02:25:00
65	65 200330P1-65	2000572-03 B2 (12-13) 2.76	31-Mar-20	02:35:31
66	66 200330P1-66	2000572-05 B1 (10-10.5) 2.82	31-Mar-20	02:46:00
67	67 200330P1-67	B0C0284-BLK1 Method Blank 2	31-Mar-20	02:56:31
68	68 200330P1-68	B0C0284-BS1 OPR 2	31-Mar-20	03:07:02

Dataset: Untitled

Last Altered: Tuesday, March 31, 2020 10:18:52 Pacific Daylight Time
Printed: Tuesday, March 31, 2020 10:18:56 Pacific Daylight Time

Compound name: PFBA

	#	Name	ID	Acq.Date	Acq.Time
69	69	200330P1-69	B0C0284-MS1 Matrix Spike 4.43	31-Mar-20	03:17:30
70	70	200330P1-70	B0C0284-MSD1 Matrix Spike Dup 4.43	31-Mar-20	03:28:02
71	71	200330P1-71	2000588-02 BA1 SS-1 4.42	31-Mar-20	03:38:33
72	72	200330P1-72	2000588-03 BA1 SS-2 4.65	31-Mar-20	03:49:01
73	73	200330P1-73	IB	31-Mar-20	03:59:34
74	74	200330P1-74	ST200330P1-13 PFC CS0 20C2303	31-Mar-20	04:10:04
75	75	200330P1-75	IB	31-Mar-20	04:20:33
76	76	200330P1-76	2000588-04 BA1 SS-3 4.47	31-Mar-20	04:31:04
77	77	200330P1-77	2000588-05 BA1 SS-3- DUP 4.23	31-Mar-20	04:41:33
78	78	200330P1-78	2000588-06 BA1 SS-4 3.68	31-Mar-20	04:52:05
79	79	200330P1-79	2000588-07 BA1 SS-5 4.45	31-Mar-20	05:02:36
80	80	200330P1-80	B0C0311-BLK1 Method Blank 0.25	31-Mar-20	05:13:04
81	81	200330P1-81	B0C0311-BS1 OPR 0.25	31-Mar-20	05:23:35
82	82	200330P1-82	2000643-01 VAS-2-17032020-16-20' 0.25866	31-Mar-20	05:34:06
83	83	200330P1-83	2000643-02 VAS-1-17032020-21-25' 0.25808	31-Mar-20	05:44:37
84	84	200330P1-84	2000643-03 VAS-2-17032020-21-25' 0.25486	31-Mar-20	05:55:06
85	85	200330P1-85	2000643-04 VAS-1-17032020-26-30' 0.25866	31-Mar-20	06:05:37
86	86	200330P1-86	2000643-05 VAS-2-17032020-26-30' 0.25751	31-Mar-20	06:16:08
87	87	200330P1-87	2000643-06 VAS-1-17032020-31-35' 0.25853	31-Mar-20	06:26:36
88	88	200330P1-88	IB	31-Mar-20	06:37:06
89	89	200330P1-89	ST200330P1-14 PFC CS3 20C2306	31-Mar-20	06:47:39
90	90	200330P1-90	IB	31-Mar-20	06:58:07
91	91	200330P1-91	2000643-07 VAS-2-17032020-31-35' 0.25342	31-Mar-20	07:08:38
92	92	200330P1-92	2000643-08 VAS-1-17032020-36-40' 0.25963	31-Mar-20	07:19:09
93	93	200330P1-93	2000643-09 VAS-2-17032020-36-40' 0.25043	31-Mar-20	07:29:40
94	94	200330P1-94	2000643-10 VAS-2-17032020-GW-DUP 0.25889	31-Mar-20	07:40:09
95	95	200330P1-95	2000674-01 WMP2003231005JSJ 0.24938	31-Mar-20	07:50:40
96	96	200330P1-96	2000674-02 WMP2003231007JSJ 0.25571	31-Mar-20	08:01:11
97	97	200330P1-97	2000674-03 WEF2003231015JSJ 0.25247	31-Mar-20	08:11:40
98	98	200330P1-98	2000674-04 WMP2003231010JSJ 0.25483	31-Mar-20	08:22:11
99	99	200330P1-99	2000674-05 WEF2003231025JSJ 0.25179	31-Mar-20	08:32:40
100	100	200330P1-100	2000674-06 WMP2003231020JSJ 0.2561	31-Mar-20	08:43:12
101	101	200330P1-101	IB	31-Mar-20	08:53:41
102	102	200330P1-102	ST200330P1-15 PFC CS3 20C2306	31-Mar-20	09:04:12
103	103	200330P1-103	IB	31-Mar-20	09:14:43
104	104	200330P1-104	B0C0330-BLK1 Method Blank 0.25	31-Mar-20	09:25:13

Vista Analytical Laboratory

Dataset: Untitled

Last Altered: Tuesday, March 31, 2020 10:18:52 Pacific Daylight Time
Printed: Tuesday, March 31, 2020 10:18:56 Pacific Daylight Time

Compound name: PFBA

	# Name	ID	Acq.Date	Acq.Time
105	105 200330P1-105	B0C0330-BS1 OPR 0.25	31-Mar-20	09:35:42
106	106 200330P1-106	2000701-01 001 BASEMENT SOURCE TAP 0.25781	31-Mar-20	09:46:13
107	107 200330P1-107	2000702-01 501 DEP TAP AFTER TREATMENT/001 0.25125	31-Mar-20	09:56:44
108	108 200330P1-108	2000565-01@10X 1268SBR-1 0.25678	31-Mar-20	10:07:13
109	109 200330P1-109	IB		
110	110 200330P1-110	ST200330P1-16 PFC CS3 20C2306		
111	111 200330P1-111	IB		

Vista Analytical Laboratory

Dataset: D:\PFAS5.PRO\RESULTS\200330P1\200330P1-74.qld

Last Altered: Tuesday, March 31, 2020 10:39:47 Pacific Daylight Time
Printed: Tuesday, March 31, 2020 10:39:53 Pacific Daylight Time

Method: D:\PFAS5.PRO\MethDB\NEW_PFAS_80C_033020.mdb 31 Mar 2020 07:57:04
Calibration: D:\PFAS5.PRO\CurveDB\C18_VAL-PFAS_Q5_03-30-20.cdb 31 Mar 2020 10:07:05

Name: 200330P1-74, Date: 31-Mar-2020, Time: 04:10:04, ID: ST200330P1-13 PFC CS0 20C2303, Description: PFC CS0 20C2303

PFBA

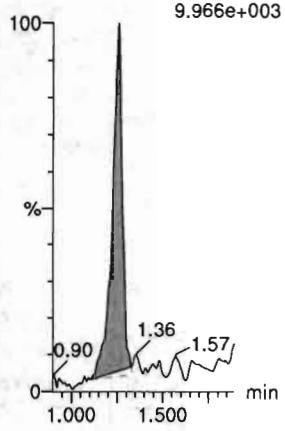

PFPrS

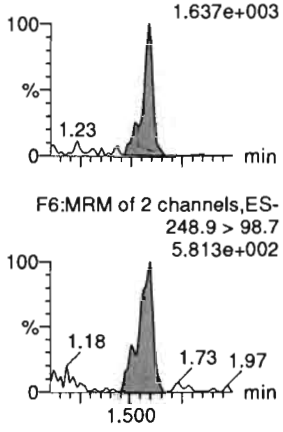

3:3 FTCA

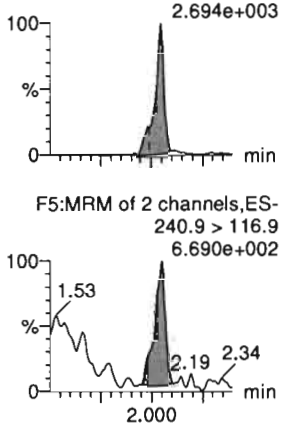

PFPeA

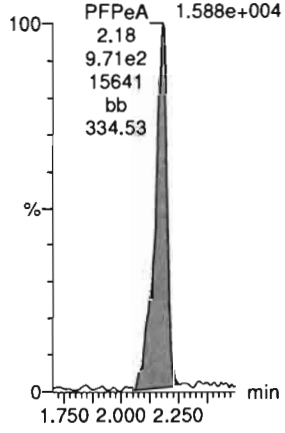

PFBS

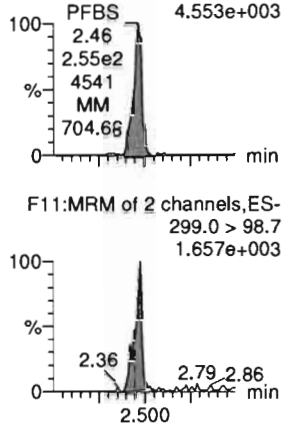

4:2 FTS

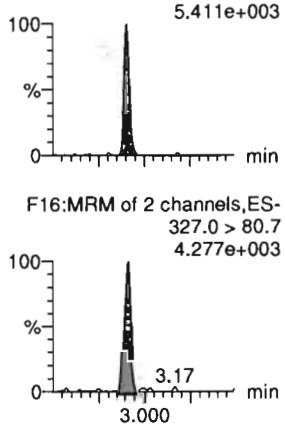

13C3-PFBA-EIS



13C3-PFBS-EIS



13C3-PFPeA-EIS

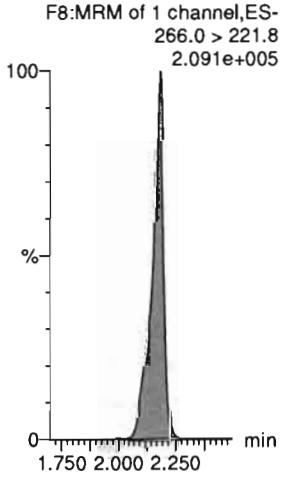

13C3-PFPeA-EIS

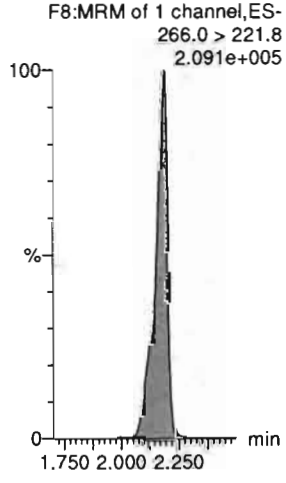

13C3-PFBS-EIS

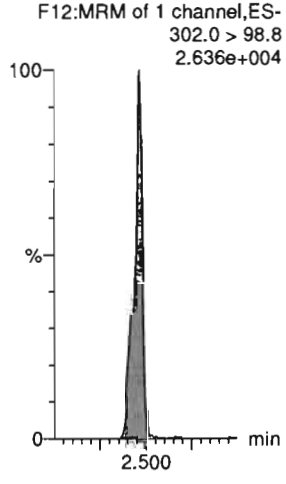

13C2-4:2 FTS-EIS

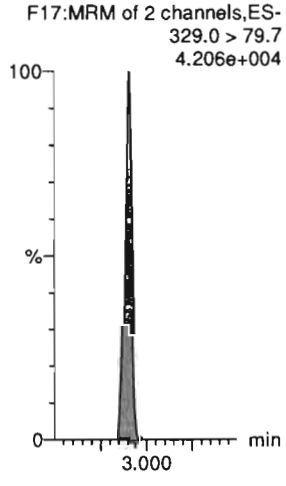

OPV 3/31/2020

Dataset: D:\PFAS5.PRO\RESULTS\200330P1\200330P1-74.qld

Last Altered: Tuesday, March 31, 2020 10:39:47 Pacific Daylight Time
Printed: Tuesday, March 31, 2020 10:39:53 Pacific Daylight Time

Name: 200330P1-74, Date: 31-Mar-2020, Time: 04:10:04, ID: ST200330P1-13 PFC CS0 20C2303, Description: PFC CS0 20C2303

PFHxA

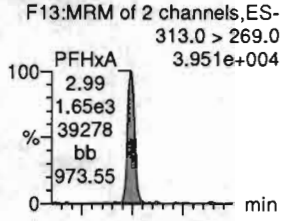

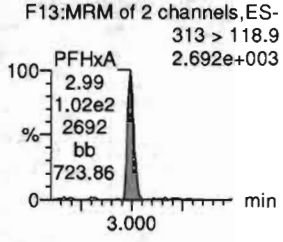

PFPeS

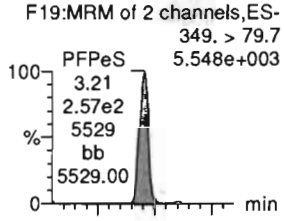

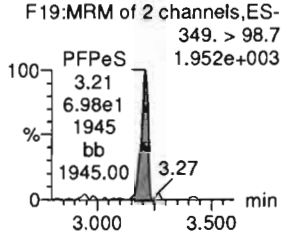

HFPO-DA

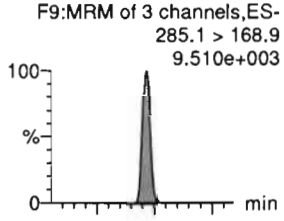

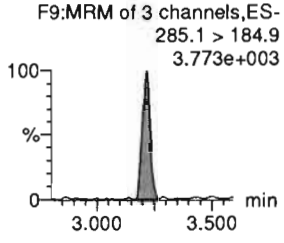

5:3 FTCA

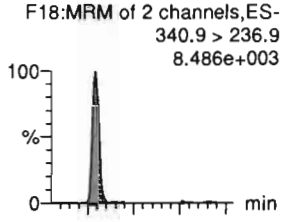

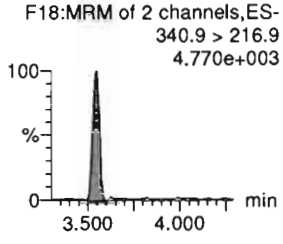

PFHpA

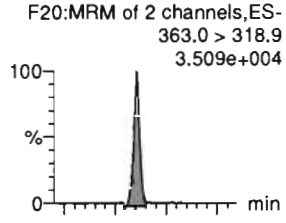

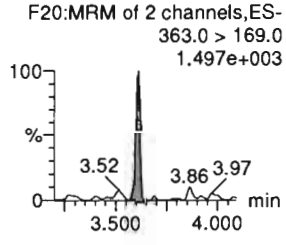

ADONA

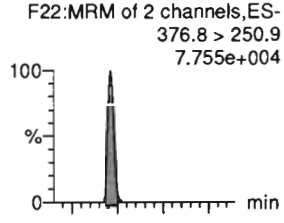

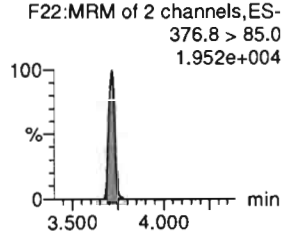

13C2-PFHxA-EIS

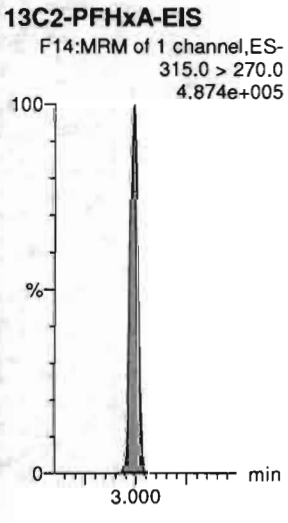

13C3-PFBS-EIS



13C3-HFPO-DA-EIS

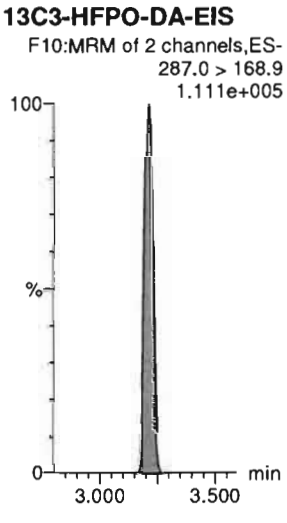

13C4-PFHpA-EIS

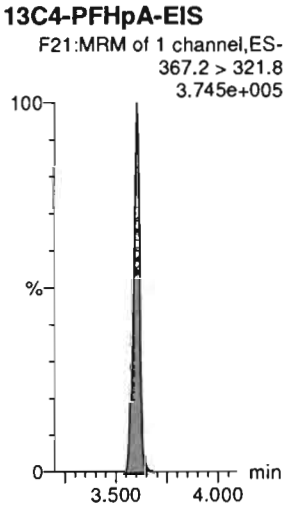

13C4-PFHpA-EIS



13C4-PFHpA-EIS



OPV 3/31/2020

Dataset: D:\PFAS5.PRO\RESULTS\200330P1\200330P1-74.qld

Last Altered: Tuesday, March 31, 2020 10:39:47 Pacific Daylight Time
Printed: Tuesday, March 31, 2020 10:39:53 Pacific Daylight Time

Name: 200330P1-74, Date: 31-Mar-2020, Time: 04:10:04, ID: ST200330P1-13 PFC CS0 20C2303, Description: PFC CS0 20C2303

L-PFHxS

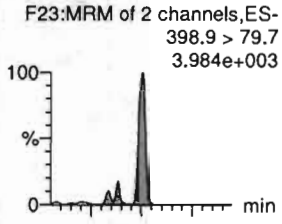

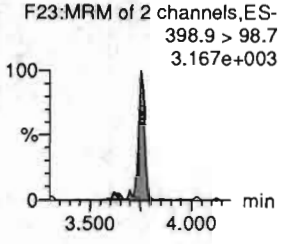

6:2 FTS

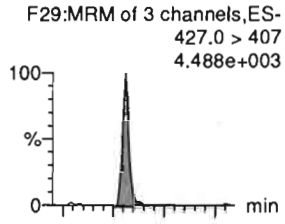

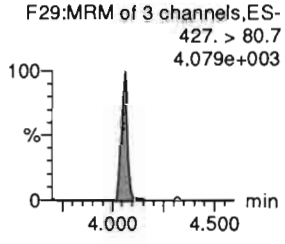

L-PFOA

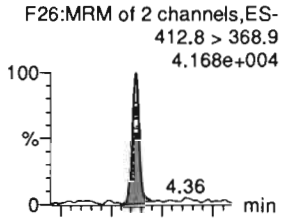

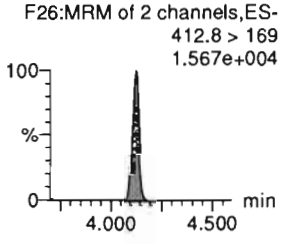

PFEChS

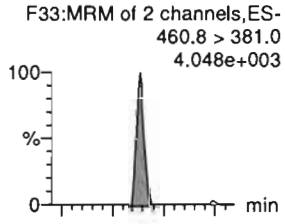

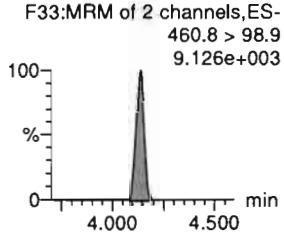

PFHpS

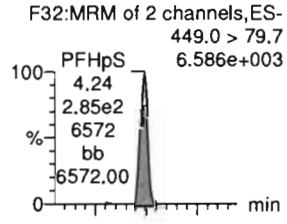

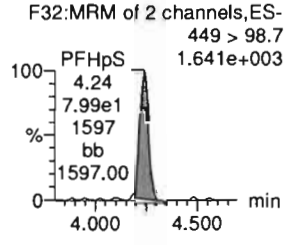

7:3 FTCA

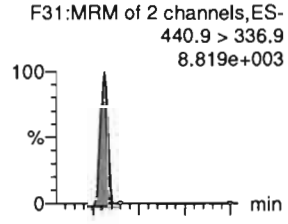

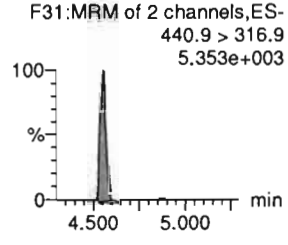

13C3-PFHxS-EIS

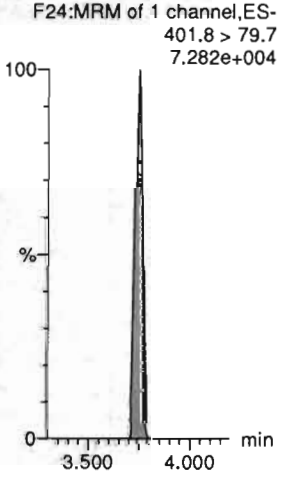

13C2-6:2 FTS-EIS

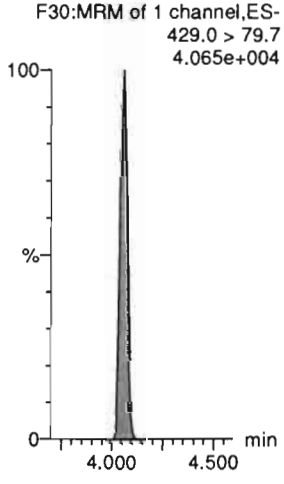

13C2-PFOA-EIS



13C2-PFOA-EIS



13C8-PFOS-EIS

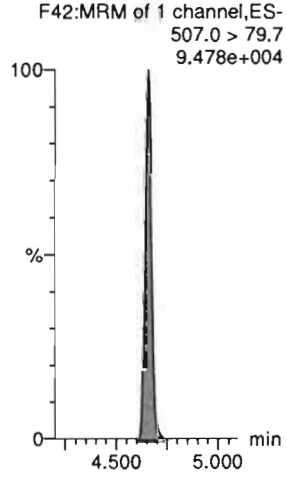

13C5-PFNA-EIS



OPV 3/31/2020

Dataset: D:\PFAS5.PRO\RESULTS\200330P1\200330P1-74.qld

Last Altered: Tuesday, March 31, 2020 10:39:47 Pacific Daylight Time
Printed: Tuesday, March 31, 2020 10:39:53 Pacific Daylight Time

Name: 200330P1-74, Date: 31-Mar-2020, Time: 04:10:04, ID: ST200330P1-13 PFC CS0 20C2303, Description: PFC CS0 20C2303

PFNA

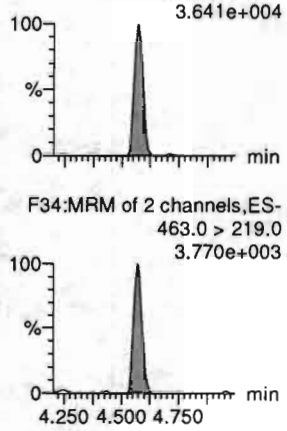

PFOSA

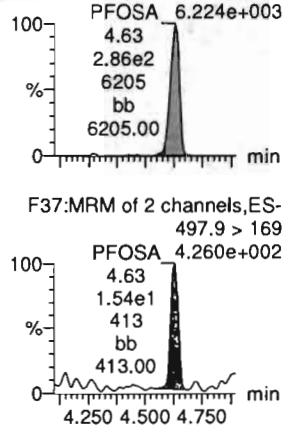

L-PFOS

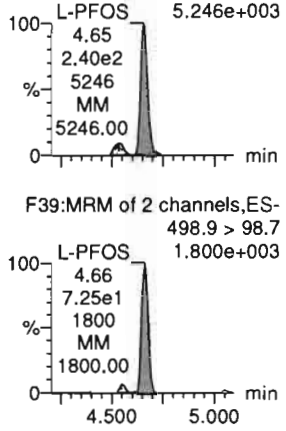

9Cl-PF30NS

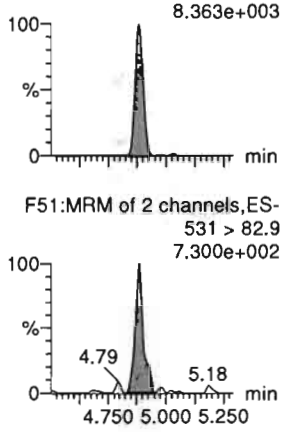

PFDA

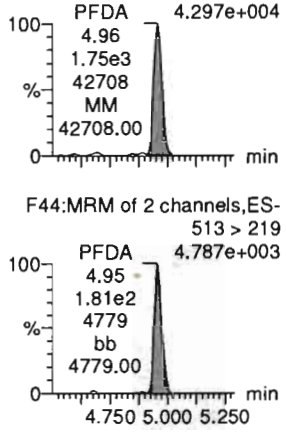

8:2 FTS

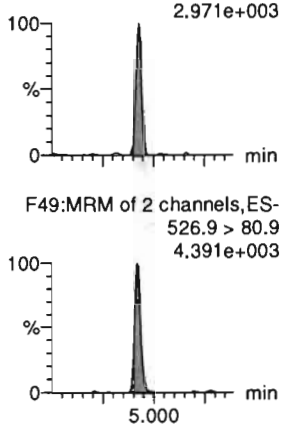

13C5-PFNA-EIS

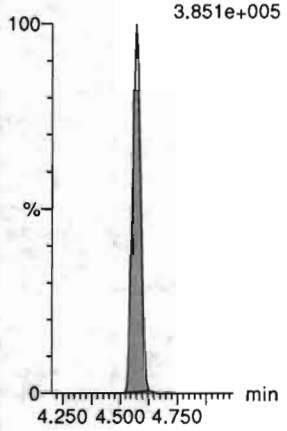

13C8-PFOSA-EIS



13C8-PFOS-EIS

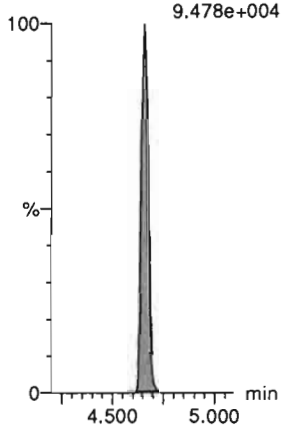

13C8-PFOS-EIS

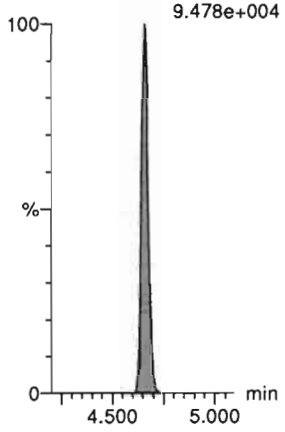

13C2-PFDA-EIS

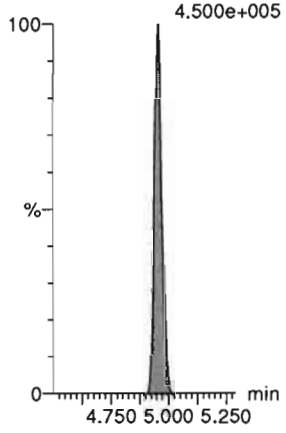

13C2-8:2 FTS-EIS



OPV 3/31/2020

Dataset: D:\PFAS5.PRO\RESULTS\200330P1\200330P1-74.qld

Last Altered: Tuesday, March 31, 2020 10:39:47 Pacific Daylight Time
Printed: Tuesday, March 31, 2020 10:39:53 Pacific Daylight Time

Name: 200330P1-74, Date: 31-Mar-2020, Time: 04:10:04, ID: ST200330P1-13 PFC CS0 20C2303, Description: PFC CS0 20C2303

PFNS

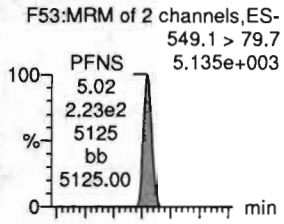

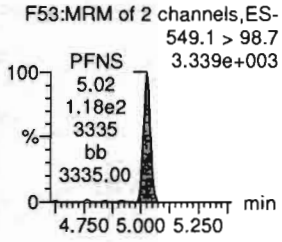

L-MeFOSAA

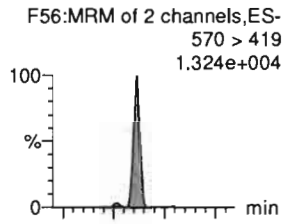

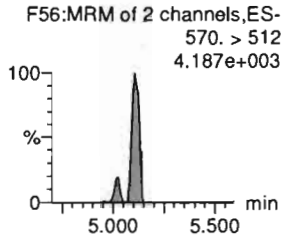

L-EtFOSAA

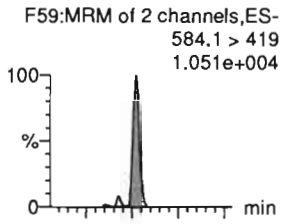

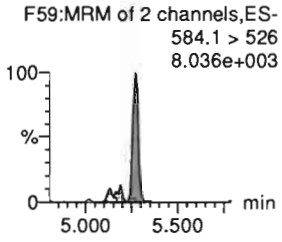

PFUdA

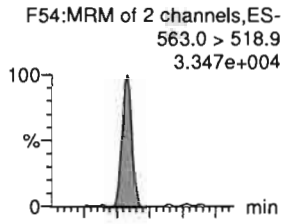

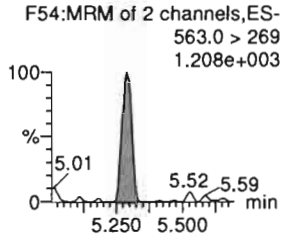

PFDS

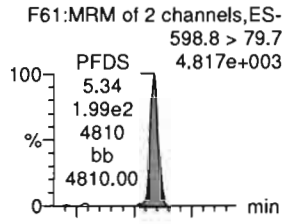

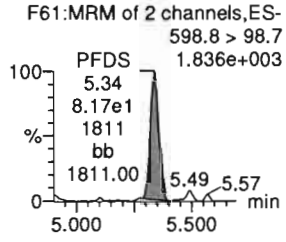

11Cl-PF30UdS

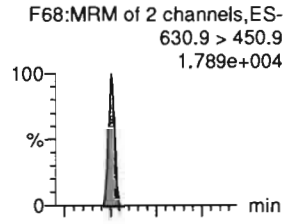

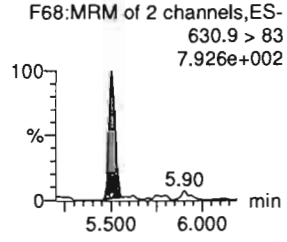

13C8-PFOS-EIS

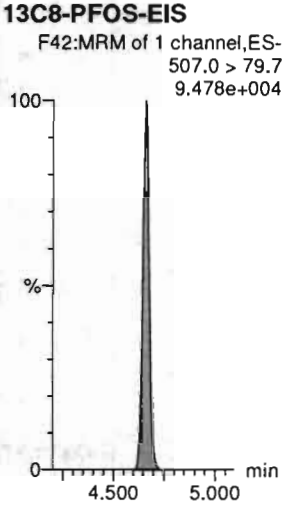

d3-N-MeFOSAA-EIS

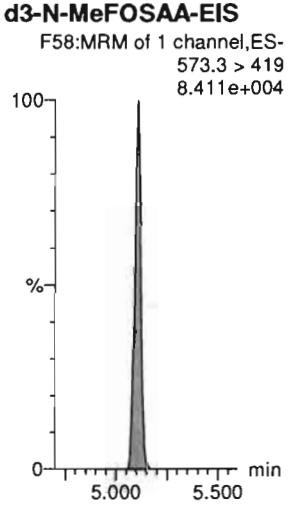

d5-N-EtFOSAA-EIS

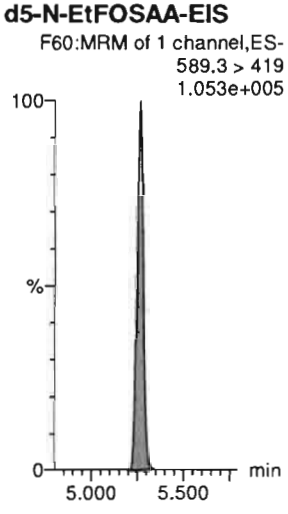

13C2-PFUdA-EIS

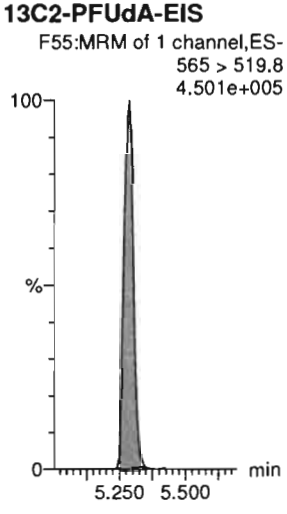

13C8-PFOS-EIS

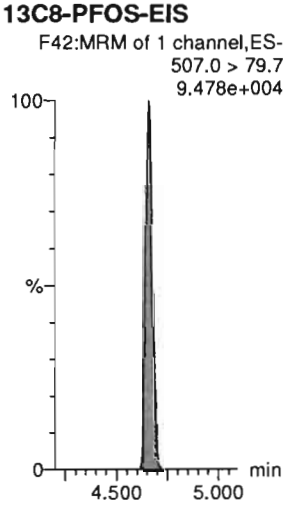

13C2-PFDoA-EIS

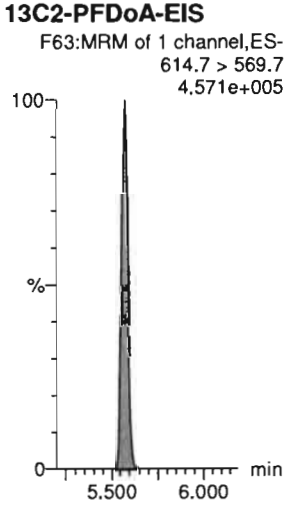

OPV 3/31/2020

Dataset: D:\PFAS5.PRO\RESULTS\200330P1\200330P1-74.qld

Last Altered: Tuesday, March 31, 2020 10:39:47 Pacific Daylight Time
Printed: Tuesday, March 31, 2020 10:39:53 Pacific Daylight Time

Name: 200330P1-74, Date: 31-Mar-2020, Time: 04:10:04, ID: ST200330P1-13 PFC CS0 20C2303, Description: PFC CS0 20C2303

10:2 FTS

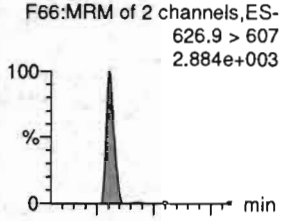

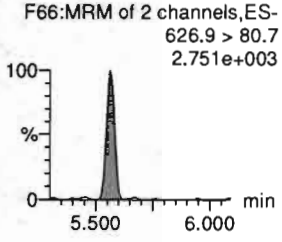

PFDoA

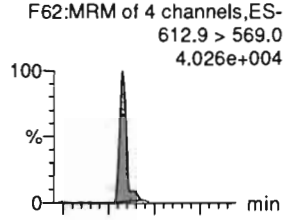

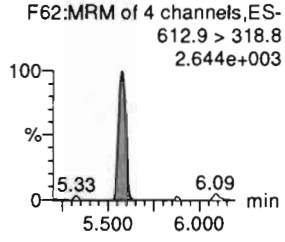

N-MeFOSA

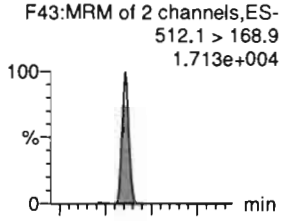

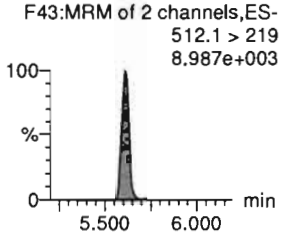

PFTrDA

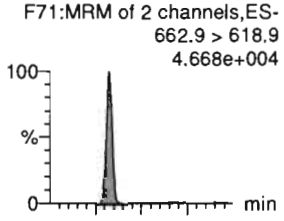

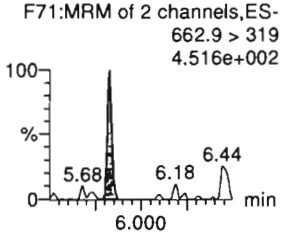

PFDoS

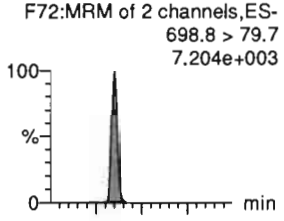

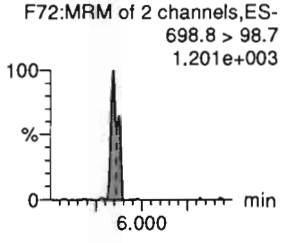

PFTeDA

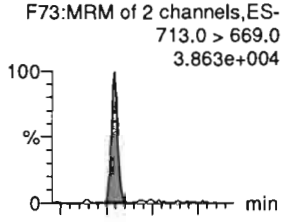

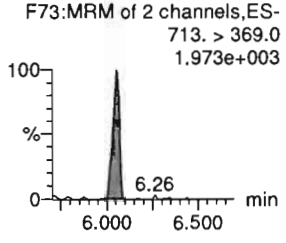

13C2-10:2 FTS-EIS

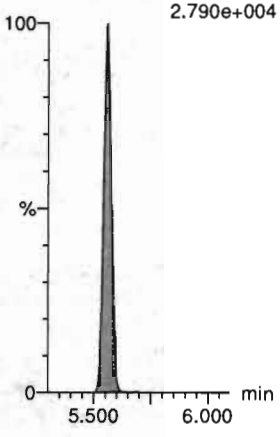

13C2-PFDoA-EIS

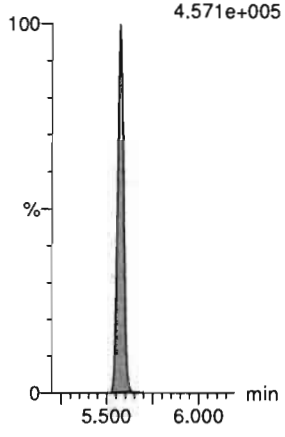

d3-N-MeFOSA-EIS

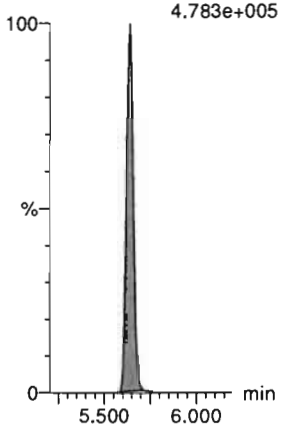

13C2-PFDoA-EIS

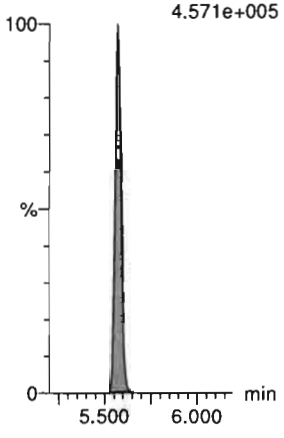

13C2-PFTeDA-EIS

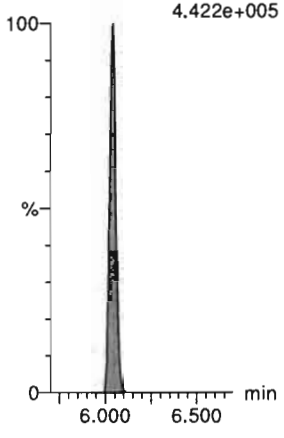

13C2-PFTeDA-EIS

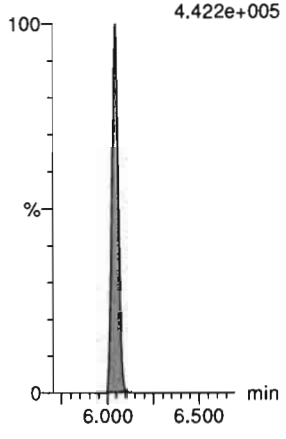

OPV 3/31/2020

Dataset: D:\PFAS5.PRO\RESULTS\200330P1\200330P1-74.qld

Last Altered: Tuesday, March 31, 2020 10:39:47 Pacific Daylight Time
Printed: Tuesday, March 31, 2020 10:39:53 Pacific Daylight Time

Name: 200330P1-74, Date: 31-Mar-2020, Time: 04:10:04, ID: ST200330P1-13 PFC CS0 20C2303, Description: PFC CS0 20C2303

N-EtFOSA

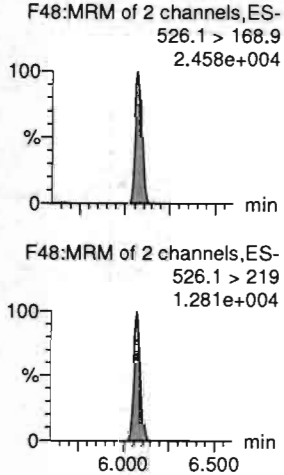

PFHxDA

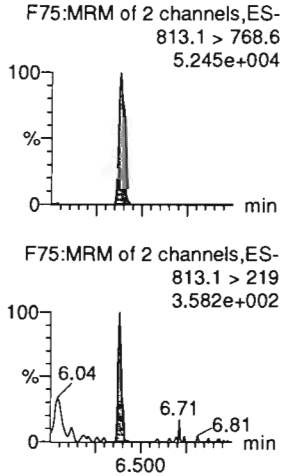

PFODA

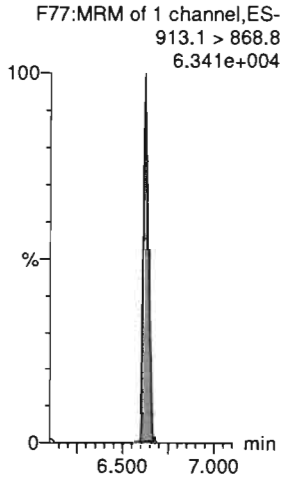

N-MeFOSE

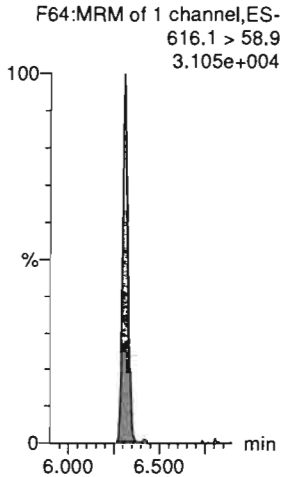

N-EtFOSE

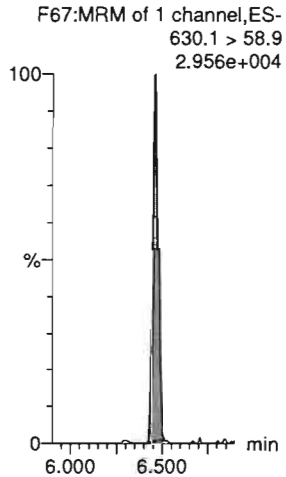

13C3-PFBA-RSD

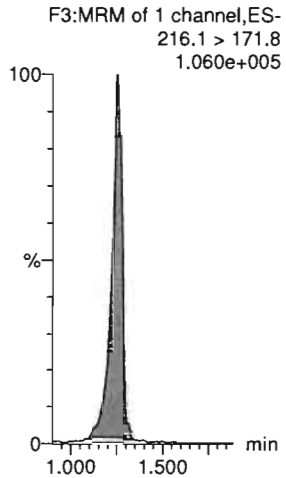

d5-N-ETFOSA-EIS



13C2-PFHxDA-EIS

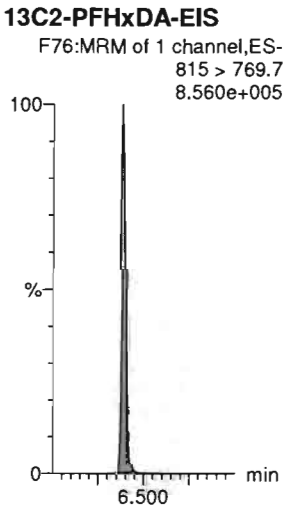

13C2-PFHxDA-EIS

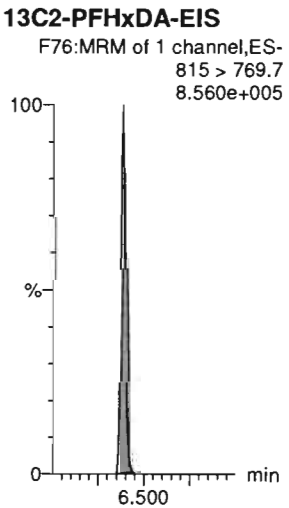

d7-N-MeFOSE-EIS

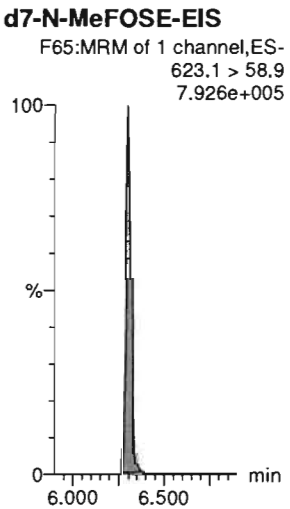

d9-N-EtFOSE-EIS

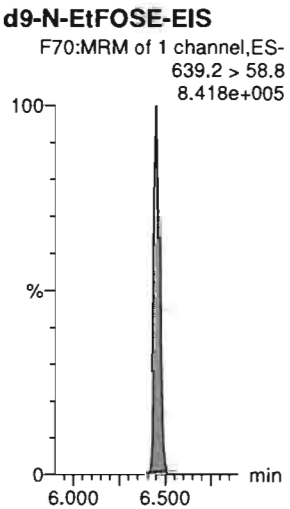

13C3-PFPeA-RSD

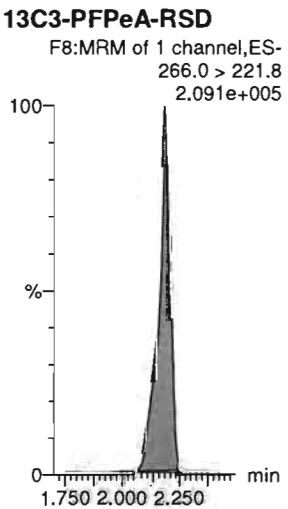

OPV 3/31/2020

Dataset: D:\PFAS5.PRO\RESULTS\200330P1\200330P1-74.qld

Last Altered: Tuesday, March 31, 2020 10:39:47 Pacific Daylight Time
Printed: Tuesday, March 31, 2020 10:39:53 Pacific Daylight Time

Name: 200330P1-74, Date: 31-Mar-2020, Time: 04:10:04, ID: ST200330P1-13 PFC CS0 20C2303, Description: PFC CS0 20C2303

13C3-PFBS-RSD
F12:MRM of 1 channel,ES-
302.0 > 98.8
2.636e+004

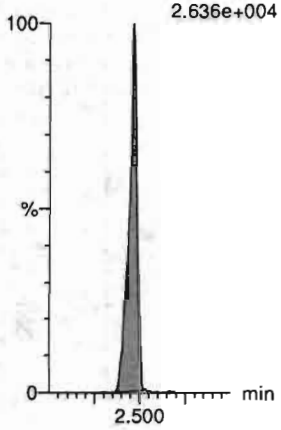

13C3-HFPO-DA-RSD
F10:MRM of 2 channels,ES-
287.0 > 168.9
1.111e+005



13C2-4:2 FTS-RSD
F17:MRM of 2 channels,ES-
329.0 > 79.7
4.206e+004



13C2-PFHxA-RSD
F14:MRM of 1 channel,ES-
315.0 > 270.0
4.874e+005

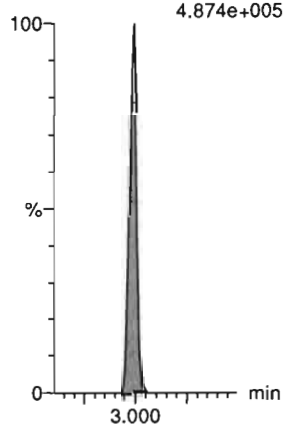

13C4-PFHpA-RSD
F21:MRM of 1 channel,ES-
367.2 > 321.8
3.745e+005



13C3-PFHxS-RSD
F24:MRM of 1 channel,ES-
401.8 > 79.7
7.282e+004



13C2-6:2 FTS-RSD
F30:MRM of 1 channel,ES-
429.0 > 79.7
4.065e+004



13C5-PFNA-RSD
F35:MRM of 1 channel,ES-
468.2 > 422.9
3.851e+005



13C8-PFOSA-RSD
F41:MRM of 1 channel,ES-
506 > 78
1.157e+005



13C2-PFOA-RSD
F27:MRM of 1 channel,ES-
414.9 > 369.7
4.320e+005



13C8-PFOS-RSD
F42:MRM of 1 channel,ES-
507.0 > 79.7
9.478e+004



13C2-PFDA-RSD
F45:MRM of 1 channel,ES-
515.1 > 469.9
4.500e+005



OPV 3/31/2020

Dataset: D:\PFAS5.PRO\RESULTS\200330P1\200330P1-74.qld

Last Altered: Tuesday, March 31, 2020 10:39:47 Pacific Daylight Time
Printed: Tuesday, March 31, 2020 10:39:53 Pacific Daylight Time

Name: 200330P1-74, Date: 31-Mar-2020, Time: 04:10:04, ID: ST200330P1-13 PFC CS0 20C2303, Description: PFC CS0 20C2303

13C2-8:2 FTS-RSD
F50:MRM of 1 channel,ES-
529 > 79.7
3.119e+004

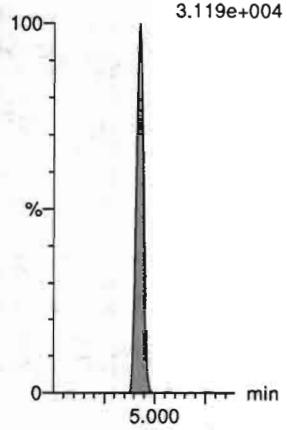

d3-N-MeFOSAA-RSD
F58:MRM of 1 channel,ES-
573.3 > 419
8.411e+004



13C2-PFUdA-RSD
F55:MRM of 1 channel,ES-
565 > 519.8
4.501e+005

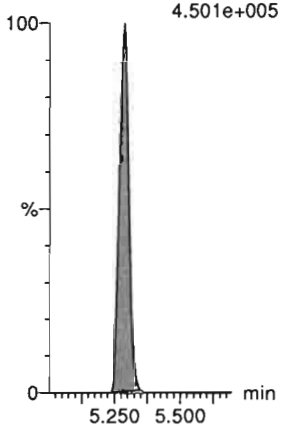

d5-N-EtFOSAA-RSD
F60:MRM of 1 channel,ES-
589.3 > 419
1.053e+005



13C2-PFDoA-RSD
F63:MRM of 1 channel,ES-
614.7 > 569.7
4.571e+005



13C2-10:2 FTS-RSD
F69:MRM of 1 channel,ES-
632.9 > 80.0
2.790e+004

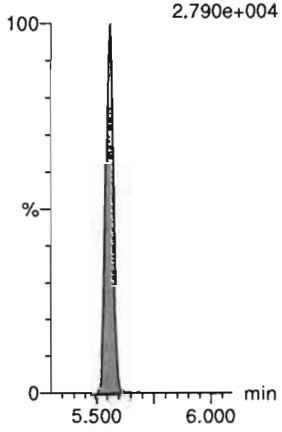

d3-N-MeFOSA-RSD
F46:MRM of 1 channel,ES-
515.2 > 168.9
4.783e+005

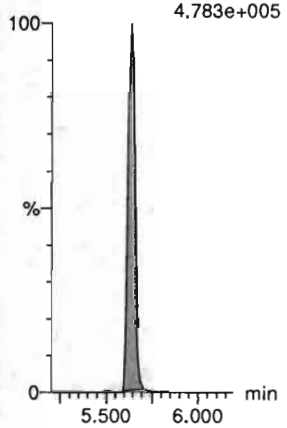

13C2-PFTeDA-RSD
F74:MRM of 2 channels,ES-
715.1 > 669.7
4.422e+005

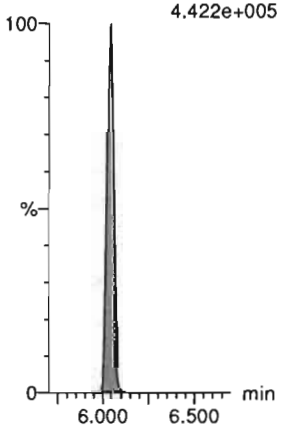

d5-N-ETFOSA-RSD
F52:MRM of 1 channel,ES-
531.1 > 168.9
7.191e+005



13C2-PFHxDA-RSD
F76:MRM of 1 channel,ES-
815 > 769.7
8.560e+005



d7-N-MeFOSE-RSD
F65:MRM of 1 channel,ES-
623.1 > 58.9
7.926e+005

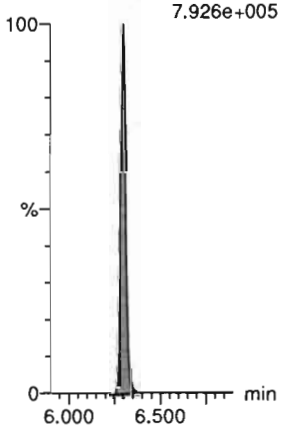

d9-N-EtFOSE-RSD
F70:MRM of 1 channel,ES-
639.2 > 58.8
8.418e+005



OPV 3/31/2020

Dataset: D:\PFAS5.PRO\RESULTS\200330P1\200330P1-74.qld

Last Altered: Tuesday, March 31, 2020 10:39:47 Pacific Daylight Time
Printed: Tuesday, March 31, 2020 10:39:53 Pacific Daylight Time

Name: 200330P1-74, Date: 31-Mar-2020, Time: 04:10:04, ID: ST200330P1-13 PFC CS0 20C2303, Description: PFC CS0 20C2303

13C4-PFBA



13C5-PFHxA

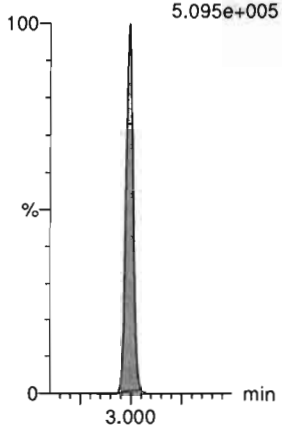

13C8-PFOA

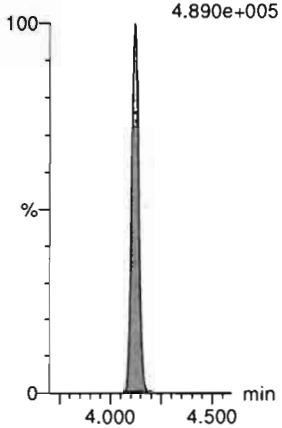

18O2-PFHxS

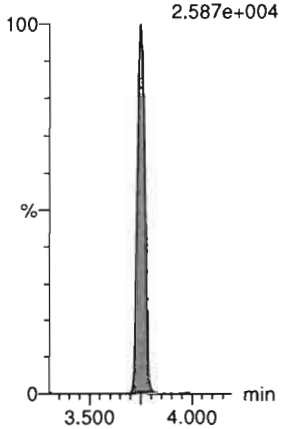

13C9-PFNA

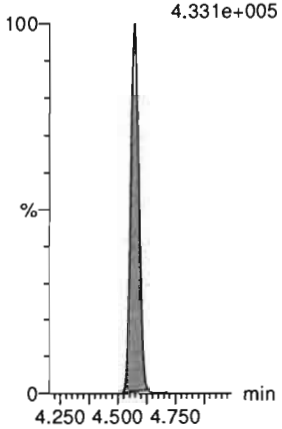

13C4-PFOS

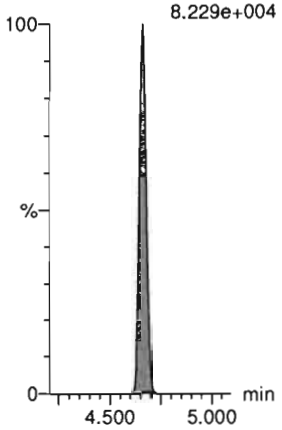

13C6-PFDA

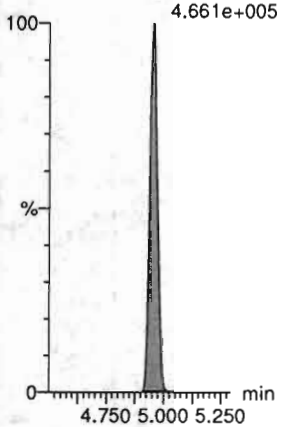

13C7-PFUdA

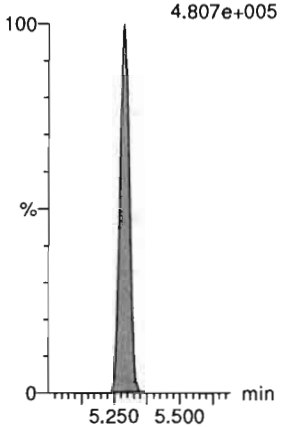

OPV 3/31/2020

INITIAL CALIBRATION (ICAL)

INCLUDING ASSOCIATED

INITIAL CALIBRATION VERIFICATION (ICV) AND INSTRUMENT BLANK (IB)

Quantify Compound Summary Report **MassLynx V4.2 SCN977**
Vista Analytical Laboratory

Low points
PFPrS: 0.5
7:3 FTCA: 0.5

High points
3:3 FTCA: 100.0
5:3 FTCA:
7:3 FTCA:
PFHpS: 250.0

Dataset: D:\PFAS5.PRO\RESULTS\200330P1\200330P1-CRV.qld

Last Altered: Tuesday, March 31, 2020 09:34:34 Pacific Daylight Time
Printed: Tuesday, March 31, 2020 09:35:01 Pacific Daylight Time

B.P 03/31/2020

Method: D:\PFAS5.PRO\MethDB\NEW_PFAS_80C_033020.mdb 31 Mar 2020 07:57:04
Calibration: D:\PFAS5.PRO\CurveDB\C18_VAL-PFAS_Q5_03-30-20.cdb 31 Mar 2020 09:34:34

Compound name: PFBA
Correlation coefficient: r = 0.999925, r^2 = 0.999850
Calibration curve: 1.14753 * x + -0.0254549
Response type: Internal Std (Ref 47), Area * (IS Conc. / IS Area)
Curve type: Linear, Origin: Exclude, Weighting: 1/x, Axis trans: None

	# Name	Type	Std. Conc	RT	Area	IS Area	Response	Conc.	%Dev	Conc. Flag	CoD	CoD Flag	x=excluded
1	1 200330P1-5	Standard	0.250	1.27	151.098	6300.080	0.300	0.3	13.4	NO	1.000	NO	MM
2	2 200330P1-6	Standard	0.500	1.27	264.925	6740.174	0.491	0.5	-9.9	NO	1.000	NO	bb
3	3 200330P1-7	Standard	1.000	1.28	598.659	6457.287	1.159	1.0	3.2	NO	1.000	NO	MM
4	4 200330P1-8	Standard	2.000	1.27	1115.952	6657.655	2.095	1.8	-7.6	NO	1.000	NO	bb
5	5 200330P1-9	Standard	5.000	1.29	2932.336	6760.360	5.422	4.7	-5.1	NO	1.000	NO	bb
6	6 200330P1-10	Standard	10.000	1.27	6204.797	6555.560	11.831	10.3	3.3	NO	1.000	NO	MM
7	7 200330P1-11	Standard	50.000	1.27	30545.070	6540.486	58.377	50.9	1.8	NO	1.000	NO	bb
8	8 200330P1-12	Standard	100.000	1.27	60011.316	6407.662	117.069	102.0	2.0	NO	1.000	NO	bb
9	9 200330P1-13	Standard	250.000	1.27	152597.375	6725.997	283.596	247.2	-1.1	NO	1.000	NO	bb
10	10 200330P1-14	Standard	500.000	1.27	291114.438	6342.948	573.697	500.0	-0.0	NO	1.000	NO	bb

Compound name: PFPrS
Coefficient of Determination: R^2 = 0.999113
Calibration curve: 0.000115227 * x^2 + 1.08575 * x + -0.10761
Response type: Internal Std (Ref 51), Area * (IS Conc. / IS Area)
Curve type: 2nd Order, Origin: Include, Weighting: 1/x, Axis trans: None

	# Name	Type	Std. Conc	RT	Area	IS Area	Response	Conc.	%Dev	Conc. Flag	CoD	CoD Flag	x=excluded
1	1 200330P1-5	Standard	0.250	1.58	6.225	1253.885	0.062	0.2	-37.5	YES	0.999	NO	MMX
2	2 200330P1-6	Standard	0.500	1.60	40.548	1295.063	0.391	0.5	-8.1	NO	0.999	NO	MM
3	3 200330P1-7	Standard	1.000	1.60	103.338	1268.973	1.018	1.0	3.7	NO	0.999	NO	MM
4	4 200330P1-8	Standard	2.000	1.60	219.992	1309.557	2.100	2.0	1.6	NO	0.999	NO	MM
5	5 200330P1-9	Standard	5.000	1.62	518.197	1320.208	4.906	4.6	-7.7	NO	0.999	NO	MM
6	6 200330P1-10	Standard	10.000	1.60	1092.682	1319.211	10.354	9.6	-3.7	NO	0.999	NO	MM
7	7 200330P1-11	Standard	50.000	1.60	5401.812	1334.135	50.612	46.5	-7.0	NO	0.999	NO	MM
8	8 200330P1-12	Standard	100.000	1.60	11148.726	1295.131	107.602	98.2	-1.8	NO	0.999	NO	MM
9	9 200330P1-13	Standard	250.000	1.60	27580.059	1187.710	290.265	260.3	4.1	NO	0.999	NO	MM
10	10 200330P1-14	Standard	500.000	1.60	53407.813	1178.442	566.509	495.8	-0.8	NO	0.999	NO	MM

OPV 03/31/20

Dataset: D:\PFAS5.PRO\RESULTS\200330P1\200330P1-CRV.qld

Last Altered: Tuesday, March 31, 2020 09:34:34 Pacific Daylight Time
Printed: Tuesday, March 31, 2020 09:35:01 Pacific Daylight Time

Compound name: 3:3 FTCA
Coefficient of Determination: R^2 = 0.999625
Calibration curve: 2.11474e-005 * x^2 + 0.132274 * x + -0.00587321
Response type: Internal Std (Ref 49), Area * (IS Conc. / IS Area)
Curve type: 2nd Order, Origin: Include, Weighting: 1/x, Axis trans: None

	#	Name	Type	Std. Conc	RT	Area	IS Area	Response	Conc.	%Dev	Conc. Flag	CoD	CoD Flag	x=excluded
1	1	200330P1-5	Standard	0.250	2.06	25.905	11983.876	0.027	0.2	-0.5	NO	1.000	NO	MM
2	2	200330P1-6	Standard	0.500	2.05	51.345	11964.323	0.054	0.4	-10.0	NO	1.000	NO	MM
3	3	200330P1-7	Standard	1.000	2.06	121.203	12002.100	0.126	1.0	-0.1	NO	1.000	NO	bb
4	4	200330P1-8	Standard	2.000	2.06	248.834	12228.102	0.254	2.0	-1.7	NO	1.000	NO	MM
5	5	200330P1-9	Standard	5.000	2.07	575.269	11997.782	0.599	4.6	-8.6	NO	1.000	NO	MM
6	6	200330P1-10	Standard	10.000	2.06	1303.930	12077.760	1.350	10.2	2.3	NO	1.000	NO	MM
7	7	200330P1-11	Standard	50.000	2.06	6465.966	11999.072	6.736	50.6	1.1	NO	1.000	NO	bb
8	8	200330P1-12	Standard	100.000	2.06	12751.100	11898.907	13.395	99.7	-0.3	NO	1.000	NO	bb
9	9	200330P1-13	Standard	250.000	2.06	6565.827	11841.679	6.931	52.0	-79.2	YES	1.000	NO	bbX
10	10	200330P1-14	Standard	500.000	2.06	12848.318	11447.512	14.030	104.4	-79.1	YES	1.000	NO	bbX

Compound name: PFPeA
Coefficient of Determination: R^2 = 0.999944
Calibration curve: -5.31469e-005 * x^2 + 0.980054 * x + -0.00946837
Response type: Internal Std (Ref 49), Area * (IS Conc. / IS Area)
Curve type: 2nd Order, Origin: Include, Weighting: 1/x, Axis trans: None

	#	Name	Type	Std. Conc	RT	Area	IS Area	Response	Conc.	%Dev	Conc. Flag	CoD	CoD Flag	x=excluded
1	1	200330P1-5	Standard	0.250	2.20	234.728	11983.876	0.245	0.3	3.8	NO	1.000	NO	bb
2	2	200330P1-6	Standard	0.500	2.20	441.358	11964.323	0.461	0.5	-4.0	NO	1.000	NO	bb
3	3	200330P1-7	Standard	1.000	2.20	895.455	12002.100	0.933	1.0	-3.9	NO	1.000	NO	bb
4	4	200330P1-8	Standard	2.000	2.21	1836.391	12228.102	1.877	1.9	-3.7	NO	1.000	NO	bb
5	5	200330P1-9	Standard	5.000	2.22	4604.473	11997.782	4.797	4.9	-1.9	NO	1.000	NO	bb
6	6	200330P1-10	Standard	10.000	2.20	10031.867	12077.760	10.383	10.6	6.1	NO	1.000	NO	bb
7	7	200330P1-11	Standard	50.000	2.20	47043.063	11999.072	49.007	50.2	0.3	NO	1.000	NO	bb
8	8	200330P1-12	Standard	100.000	2.20	92231.500	11898.907	96.891	99.4	-0.6	NO	1.000	NO	bb
9	9	200330P1-13	Standard	250.000	2.20	228867.625	11841.679	241.591	249.9	-0.0	NO	1.000	NO	bb
10	10	200330P1-14	Standard	500.000	2.20	436714.313	11447.512	476.866	500.1	0.0	NO	1.000	NO	bb

Dataset: D:\PFAS5.PRO\RESULTS\200330P1\200330P1-CRV.qld

Last Altered: Tuesday, March 31, 2020 09:34:34 Pacific Daylight Time
Printed: Tuesday, March 31, 2020 09:35:01 Pacific Daylight Time

Compound name: PFBS
Correlation coefficient: r = 0.999628, r^2 = 0.999256
Calibration curve: 2.32442 * x + -0.0677338
Response type: Internal Std (Ref 51), Area * (IS Conc. / IS Area)
Curve type: Linear, Origin: Include, Weighting: 1/x, Axis trans: None

	#	Name	Type	Std. Conc	RT	Area	IS Area	Response	Conc.	%Dev	Conc. Flag	CoD	CoD Flag	x=excluded
1	1	200330P1-5	Standard	0.250	2.48	48.792	1253.885	0.486	0.2	-4.6	NO	0.999	NO	MM
2	2	200330P1-6	Standard	0.500	2.49	110.868	1295.063	1.070	0.5	-2.1	NO	0.999	NO	MM
3	3	200330P1-7	Standard	1.000	2.48	222.275	1268.973	2.190	1.0	-2.9	NO	0.999	NO	MM
4	4	200330P1-8	Standard	2.000	2.50	469.101	1309.557	4.478	2.0	-2.2	NO	0.999	NO	bb
5	5	200330P1-9	Standard	5.000	2.51	1204.020	1320.208	11.400	4.9	-1.3	NO	0.999	NO	bb
6	6	200330P1-10	Standard	10.000	2.49	2532.438	1319.211	23.996	10.4	3.5	NO	0.999	NO	bb
7	7	200330P1-11	Standard	50.000	2.49	11898.843	1334.135	111.485	48.0	-4.0	NO	0.999	NO	bb
8	8	200330P1-12	Standard	100.000	2.49	23940.602	1295.131	231.064	99.4	-0.6	NO	0.999	NO	bb
9	9	200330P1-13	Standard	250.000	2.49	57531.422	1187.710	605.487	260.5	4.2	NO	0.999	NO	bb
10	10	200330P1-14	Standard	500.000	2.49	107778.102	1178.442	1143.227	491.9	-1.6	NO	0.999	NO	bb

Compound name: 4:2 FTS
Coefficient of Determination: R^2 = 0.999038
Calibration curve: -0.00011767 * x^2 + 1.44517 * x + -0.046011
Response type: Internal Std (Ref 55), Area * (IS Conc. / IS Area)
Curve type: 2nd Order, Origin: Include, Weighting: 1/x, Axis trans: None

	#	Name	Type	Std. Conc	RT	Area	IS Area	Response	Conc.	%Dev	Conc. Flag	CoD	CoD Flag	x=excluded
1	1	200330P1-5	Standard	0.250	2.92	49.212	1860.236	0.331	0.3	4.3	NO	0.999	NO	bb
2	2	200330P1-6	Standard	0.500	2.92	85.867	1816.370	0.591	0.4	-11.9	NO	0.999	NO	bb
3	3	200330P1-7	Standard	1.000	2.92	178.909	1802.510	1.241	0.9	-11.0	NO	0.999	NO	bb
4	4	200330P1-8	Standard	2.000	2.93	390.695	1886.971	2.588	1.8	-8.9	NO	0.999	NO	bb
5	5	200330P1-9	Standard	5.000	2.92	1105.457	1896.354	7.287	5.1	1.5	NO	0.999	NO	bb
6	6	200330P1-10	Standard	10.000	2.92	2291.284	1704.640	16.802	11.7	16.7	NO	0.999	NO	bb
7	7	200330P1-11	Standard	50.000	2.92	10526.569	1827.438	72.004	50.1	0.1	NO	0.999	NO	bb
8	8	200330P1-12	Standard	100.000	2.92	18903.588	1751.277	134.927	94.1	-5.9	NO	0.999	NO	bb
9	9	200330P1-13	Standard	250.000	2.92	43122.695	1484.298	363.157	256.7	2.7	NO	0.999	NO	bb
10	10	200330P1-14	Standard	500.000	2.92	76877.039	1392.480	690.109	497.7	-0.5	NO	0.999	NO	bb

Dataset: D:\PFAS5.PRO\RESULTS\200330P1\200330P1-CRV.qld

Last Altered: Tuesday, March 31, 2020 09:34:34 Pacific Daylight Time
Printed: Tuesday, March 31, 2020 09:35:01 Pacific Daylight Time

Compound name: PFHxA
Correlation coefficient: r = 0.999519, r^2 = 0.999039
Calibration curve: 0.862466 * x + 0.0433626
Response type: Internal Std (Ref 57), Area * (IS Conc. / IS Area)
Curve type: Linear, Origin: Include, Weighting: 1/x, Axis trans: None

	# Name	Type	Std. Conc	RT	Area	IS Area	Response	Conc.	%Dev	Conc. Flag	CoD	CoD Flag	x=excluded
1	1 200330P1-5	Standard	0.250	3.01	402.126	20541.654	0.245	0.2	-6.6	NO	0.999	NO	bb
2	2 200330P1-6	Standard	0.500	3.00	737.778	20172.439	0.457	0.5	-4.0	NO	0.999	NO	bb
3	3 200330P1-7	Standard	1.000	3.01	1570.764	20954.559	0.937	1.0	3.6	NO	0.999	NO	bb
4	4 200330P1-8	Standard	2.000	3.01	3081.213	21318.547	1.807	2.0	2.2	NO	0.999	NO	MM
5	5 200330P1-9	Standard	5.000	3.00	7756.599	21326.379	4.546	5.2	4.4	NO	0.999	NO	bb
6	6 200330P1-10	Standard	10.000	3.01	16973.566	21783.223	9.740	11.2	12.4	NO	0.999	NO	bb
7	7 200330P1-11	Standard	50.000	3.01	75690.195	21200.225	44.628	51.7	3.4	NO	0.999	NO	bb
8	8 200330P1-12	Standard	100.000	3.01	151525.844	20578.102	92.043	106.7	6.7	NO	0.999	NO	bb
9	9 200330P1-13	Standard	250.000	3.01	361312.750	20942.742	215.655	250.0	-0.0	NO	0.999	NO	bb
10	10 200330P1-14	Standard	500.000	3.01	685238.875	20260.582	422.766	490.1	-2.0	NO	0.999	NO	bb

Compound name: PFPeS
Coefficient of Determination: R^2 = 0.999625
Calibration curve: -0.000882045 * x^2 + 2.34156 * x + -0.111421
Response type: Internal Std (Ref 51), Area * (IS Conc. / IS Area)
Curve type: 2nd Order, Origin: Exclude, Weighting: 1/x, Axis trans: None

	# Name	Type	Std. Conc	RT	Area	IS Area	Response	Conc.	%Dev	Conc. Flag	CoD	CoD Flag	x=excluded
1	1 200330P1-5	Standard	0.250	3.21	43.621	1253.885	0.435	0.2	-6.7	NO	1.000	NO	bb
2	2 200330P1-6	Standard	0.500	3.22	99.917	1295.063	0.964	0.5	-8.1	NO	1.000	NO	bb
3	3 200330P1-7	Standard	1.000	3.21	236.838	1268.973	2.333	1.0	4.4	NO	1.000	NO	bb
4	4 200330P1-8	Standard	2.000	3.20	525.686	1309.557	5.018	2.2	9.6	NO	1.000	NO	bb
5	5 200330P1-9	Standard	5.000	3.19	1233.704	1320.208	11.681	5.0	0.9	NO	1.000	NO	bb
6	6 200330P1-10	Standard	10.000	3.22	2551.288	1319.211	24.174	10.4	4.1	NO	1.000	NO	bb
7	7 200330P1-11	Standard	50.000	3.22	11652.795	1334.135	109.179	47.5	-4.9	NO	1.000	NO	bb
8	8 200330P1-12	Standard	100.000	3.21	23102.004	1295.131	222.970	99.0	-1.0	NO	1.000	NO	bb
9	9 200330P1-13	Standard	250.000	3.22	51392.547	1187.710	540.879	255.7	2.3	NO	1.000	NO	bb
10	10 200330P1-14	Standard	500.000	3.21	89163.539	1178.442	945.778	497.0	-0.6	NO	1.000	NO	bb

Dataset: D:\PFAS5.PRO\RESULTS\200330P1\200330P1-CRV.qld

Last Altered: Tuesday, March 31, 2020 09:34:34 Pacific Daylight Time
Printed: Tuesday, March 31, 2020 09:35:01 Pacific Daylight Time

Compound name: HFPO-DA
Coefficient of Determination: R^2 = 0.999835
Calibration curve: -2.57146e-005 * x^2 + 0.991897 * x + 0.012221
Response type: Internal Std (Ref 53), Area * (IS Conc. / IS Area)
Curve type: 2nd Order, Origin: Include, Weighting: 1/x, Axis trans: None

	#	Name	Type	Std. Conc	RT	Area	IS Area	Response	Conc.	%Dev	Conc. Flag	CoD	CoD Flag	x=excluded
1	1	200330P1-5	Standard	0.250	3.22	77.469	4334.305	0.223	0.2	-14.8	NO	1.000	NO	bb
2	2	200330P1-6	Standard	0.500	3.22	176.890	4350.488	0.508	0.5	0.0	NO	1.000	NO	bb
3	3	200330P1-7	Standard	1.000	3.23	374.369	4276.948	1.094	1.1	9.1	NO	1.000	NO	bb
4	4	200330P1-8	Standard	2.000	3.21	681.465	4135.271	2.060	2.1	3.2	NO	1.000	NO	bb
5	5	200330P1-9	Standard	5.000	3.21	1758.372	4384.306	5.013	5.0	0.9	NO	1.000	NO	bb
6	6	200330P1-10	Standard	10.000	3.23	3735.345	4473.025	10.439	10.5	5.1	NO	1.000	NO	bb
7	7	200330P1-11	Standard	50.000	3.23	17843.400	4405.099	50.633	51.1	2.2	NO	1.000	NO	bb
8	8	200330P1-12	Standard	100.000	3.23	34711.250	4361.244	99.488	100.6	0.6	NO	1.000	NO	bb
9	9	200330P1-13	Standard	250.000	3.23	84039.734	4336.745	242.232	245.8	-1.7	NO	1.000	NO	bb
10	10	200330P1-14	Standard	500.000	3.23	157809.094	4014.458	491.377	501.9	0.4	NO	1.000	NO	bb

Compound name: 5:3 FTCA
Coefficient of Determination: R^2 = 0.999979
Calibration curve: -6.40686e-005 * x^2 + 0.294204 * x + -0.0112878
Response type: Internal Std (Ref 59), Area * (IS Conc. / IS Area)
Curve type: 2nd Order, Origin: Exclude, Weighting: 1/x, Axis trans: None

	#	Name	Type	Std. Conc	RT	Area	IS Area	Response	Conc.	%Dev	Conc. Flag	CoD	CoD Flag	x=excluded
1	1	200330P1-5	Standard	0.250	3.55	65.345	13174.832	0.062	0.2	-0.4	NO	1.000	NO	bb
2	2	200330P1-6	Standard	0.500	3.55	156.640	13819.090	0.142	0.5	4.0	NO	1.000	NO	bb
3	3	200330P1-7	Standard	1.000	3.55	316.158	14052.398	0.281	1.0	-0.6	NO	1.000	NO	bb
4	4	200330P1-8	Standard	2.000	3.55	616.758	13762.592	0.560	1.9	-2.8	NO	1.000	NO	bb
5	5	200330P1-9	Standard	5.000	3.55	1576.170	13634.675	1.445	5.0	-0.9	NO	1.000	NO	bb
6	6	200330P1-10	Standard	10.000	3.55	3171.186	13484.754	2.940	10.1	0.5	NO	1.000	NO	bb
7	7	200330P1-11	Standard	50.000	3.55	15463.013	13274.428	14.561	50.1	0.2	NO	1.000	NO	bb
8	8	200330P1-12	Standard	100.000	3.55	30859.213	13413.903	28.757	100.0	-0.0	NO	1.000	NO	bb
9	9	200330P1-13	Standard	250.000	3.55	15551.452	12674.625	15.337	52.8	-78.9	YES	1.000	NO	bbX
10	10	200330P1-14	Standard	500.000	3.55	30569.229	11809.268	32.357	112.8	-77.4	YES	1.000	NO	bbX

Dataset: D:\PFAS5.PRO\RESULTS\200330P1\200330P1-CRV.qld

Last Altered: Tuesday, March 31, 2020 09:34:34 Pacific Daylight Time
Printed: Tuesday, March 31, 2020 09:35:01 Pacific Daylight Time

Compound name: PFHpA
Correlation coefficient: r = 0.999687, r^2 = 0.999374
Calibration curve: 1.18421 * x + 0.0269193
Response type: Internal Std (Ref 59), Area * (IS Conc. / IS Area)
Curve type: Linear, Origin: Exclude, Weighting: 1/x, Axis trans: None

	#	Name	Type	Std. Conc	RT	Area	IS Area	Response	Conc.	%Dev	Conc. Flag	CoD	CoD Flag	x=excluded
1	1	200330P1-5	Standard	0.250	3.61	305.876	13174.832	0.290	0.2	-11.1	NO	0.999	NO	bb
2	2	200330P1-6	Standard	0.500	3.61	715.643	13819.090	0.647	0.5	4.8	NO	0.999	NO	bb
3	3	200330P1-7	Standard	1.000	3.62	1411.369	14052.398	1.255	1.0	3.7	NO	0.999	NO	bb
4	4	200330P1-8	Standard	2.000	3.61	2647.914	13762.592	2.405	2.0	0.4	NO	0.999	NO	db
5	5	200330P1-9	Standard	5.000	3.61	6598.029	13634.675	6.049	5.1	1.7	NO	0.999	NO	bb
6	6	200330P1-10	Standard	10.000	3.62	13396.408	13484.754	12.418	10.5	4.6	NO	0.999	NO	bb
7	7	200330P1-11	Standard	50.000	3.62	62983.051	13274.428	59.309	50.1	0.1	NO	0.999	NO	bb
8	8	200330P1-12	Standard	100.000	3.62	122782.664	13413.903	114.417	96.6	-3.4	NO	0.999	NO	bb
9	9	200330P1-13	Standard	250.000	3.62	291359.500	12674.625	287.345	242.6	-3.0	NO	0.999	NO	bb
10	10	200330P1-14	Standard	500.000	3.62	570741.125	11809.268	604.124	510.1	2.0	NO	0.999	NO	bb

Compound name: ADONA
Coefficient of Determination: R^2 = 0.999785
Calibration curve: -0.00016151 * x^2 + 2.71334 * x + 0.0533596
Response type: Internal Std (Ref 59), Area * (IS Conc. / IS Area)
Curve type: 2nd Order, Origin: Exclude, Weighting: 1/x, Axis trans: None

	#	Name	Type	Std. Conc	RT	Area	IS Area	Response	Conc.	%Dev	Conc. Flag	CoD	CoD Flag	x=excluded
1	1	200330P1-5	Standard	0.250	3.72	728.340	13174.832	0.691	0.2	-6.0	NO	1.000	NO	bb
2	2	200330P1-6	Standard	0.500	3.72	1576.950	13819.090	1.426	0.5	1.2	NO	1.000	NO	bb
3	3	200330P1-7	Standard	1.000	3.72	3128.233	14052.398	2.783	1.0	0.6	NO	1.000	NO	bb
4	4	200330P1-8	Standard	2.000	3.72	6107.694	13762.592	5.547	2.0	1.3	NO	1.000	NO	bb
5	5	200330P1-9	Standard	5.000	3.72	14830.386	13634.675	13.596	5.0	-0.1	NO	1.000	NO	bb
6	6	200330P1-10	Standard	10.000	3.73	30427.273	13484.754	28.205	10.4	3.8	NO	1.000	NO	bb
7	7	200330P1-11	Standard	50.000	3.72	145956.750	13274.428	137.442	50.8	1.6	NO	1.000	NO	bb
8	8	200330P1-12	Standard	100.000	3.72	279630.406	13413.903	260.579	96.6	-3.4	NO	1.000	NO	bb
9	9	200330P1-13	Standard	250.000	3.72	686527.063	12674.625	677.068	253.3	1.3	NO	1.000	NO	bb
10	10	200330P1-14	Standard	500.000	3.72	1240976.000	11809.268	1313.562	498.9	-0.2	NO	1.000	NO	bb

Dataset: D:\PFAS5.PRO\RESULTS\200330P1\200330P1-CRV.qld

Last Altered: Tuesday, March 31, 2020 09:34:34 Pacific Daylight Time
Printed: Tuesday, March 31, 2020 09:35:01 Pacific Daylight Time

Compound name: L-PFHxS
Correlation coefficient: r = 0.999245, r^2 = 0.998491
Calibration curve: 1.05788 * x + -0.0669148
Response type: Internal Std (Ref 61), Area * (IS Conc. / IS Area)
Curve type: Linear, Origin: Include, Weighting: 1/x, Axis trans: None

	#	Name	Type	Std. Conc	RT	Area	IS Area	Response	Conc.	%Dev	Conc. Flag	CoD	CoD Flag	x=excluded
1	1	200330P1-5	Standard	0.250	3.76	56.391	2824.307	0.250	0.3	19.7	NO	0.998	NO	MM
2	2	200330P1-6	Standard	0.500	3.75	69.984	2763.376	0.317	0.4	-27.5	NO	0.998	NO	MM
3	3	200330P1-7	Standard	1.000	3.76	182.244	2898.273	0.786	0.8	-19.4	NO	0.998	NO	MM
4	4	200330P1-8	Standard	2.000	3.76	442.321	2772.237	1.994	1.9	-2.6	NO	0.998	NO	MM
5	5	200330P1-9	Standard	5.000	3.75	1290.121	2957.668	5.452	5.2	4.3	NO	0.998	NO	MM
6	6	200330P1-10	Standard	10.000	3.76	2308.507	2512.041	11.487	10.9	9.2	NO	0.998	NO	MM
7	7	200330P1-11	Standard	50.000	3.76	11563.176	2773.339	52.118	49.3	-1.3	NO	0.998	NO	MM
8	8	200330P1-12	Standard	100.000	3.76	22543.768	2908.139	96.899	91.7	-8.3	NO	0.998	NO	MM
9	9	200330P1-13	Standard	250.000	3.76	52791.105	2549.605	258.820	244.7	-2.1	NO	0.998	NO	MM
10	10	200330P1-14	Standard	500.000	3.76	99502.086	2290.006	543.132	513.5	2.7	NO	0.998	NO	MM

Compound name: 6:2 FTS
Coefficient of Determination: R^2 = 0.999565
Calibration curve: -0.000100147 * x^2 + 1.7898 * x + 0.0685256
Response type: Internal Std (Ref 63), Area * (IS Conc. / IS Area)
Curve type: 2nd Order, Origin: Include, Weighting: 1/x, Axis trans: None

	#	Name	Type	Std. Conc	RT	Area	IS Area	Response	Conc.	%Dev	Conc. Flag	CoD	CoD Flag	x=excluded
1	1	200330P1-5	Standard	0.250	4.07	73.182	1602.822	0.571	0.3	12.2	NO	1.000	NO	bb
2	2	200330P1-6	Standard	0.500	4.07	96.884	1576.549	0.768	0.4	-21.8	NO	1.000	NO	bb
3	3	200330P1-7	Standard	1.000	4.07	276.441	1657.115	2.085	1.1	12.7	NO	1.000	NO	bb
4	4	200330P1-8	Standard	2.000	4.07	418.645	1473.404	3.552	1.9	-2.7	NO	1.000	NO	bb
5	5	200330P1-9	Standard	5.000	4.07	1272.297	1634.091	9.732	5.4	8.0	NO	1.000	NO	bb
6	6	200330P1-10	Standard	10.000	4.07	2485.952	1549.289	20.057	11.2	11.8	NO	1.000	NO	bb
7	7	200330P1-11	Standard	50.000	4.07	10879.420	1598.568	85.072	47.6	-4.8	NO	1.000	NO	bb
8	8	200330P1-12	Standard	100.000	4.07	19329.279	1372.017	176.103	98.9	-1.1	NO	1.000	NO	bb
9	9	200330P1-13	Standard	250.000	4.07	49231.242	1378.318	446.479	253.0	1.2	NO	1.000	NO	bb
10	10	200330P1-14	Standard	500.000	4.07	83217.078	1198.281	868.088	498.9	-0.2	NO	1.000	NO	bb

Dataset: D:\PFAS5.PRO\RESULTS\200330P1\200330P1-CRV.qld

Last Altered: Tuesday, March 31, 2020 09:34:34 Pacific Daylight Time
Printed: Tuesday, March 31, 2020 09:35:01 Pacific Daylight Time

Compound name: L-PFOA
Coefficient of Determination: R^2 = 0.999353
Calibration curve: -9.41607e-005 * x^2 + 1.14322 * x + 0.0520644
Response type: Internal Std (Ref 69), Area * (IS Conc. / IS Area)
Curve type: 2nd Order, Origin: Include, Weighting: 1/x, Axis trans: None

	# Name	Type	Std. Conc	RT	Area	IS Area	Response	Conc.	%Dev	Conc. Flag	CoD	CoD Flag	x=excluded
1	1 200330P1-5	Standard	0.250	4.13	468.371	18070.414	0.324	0.2	-4.9	NO	0.999	NO	bb
2	2 200330P1-6	Standard	0.500	4.13	849.091	17391.436	0.610	0.5	-2.3	NO	0.999	NO	bb
3	3 200330P1-7	Standard	1.000	4.13	2042.792	17791.617	1.435	1.2	21.0	NO	0.999	NO	bb
4	4 200330P1-8	Standard	2.000	4.13	3358.370	18123.109	2.316	2.0	-1.0	NO	0.999	NO	bb
5	5 200330P1-9	Standard	5.000	4.13	8346.265	17438.813	5.983	5.2	3.8	NO	0.999	NO	bb
6	6 200330P1-10	Standard	10.000	4.13	17256.279	17894.383	12.054	10.5	5.1	NO	0.999	NO	bb
7	7 200330P1-11	Standard	50.000	4.13	81699.727	18064.906	56.532	49.6	-0.8	NO	0.999	NO	bb
8	8 200330P1-12	Standard	100.000	4.13	148847.234	17280.213	107.672	94.9	-5.1	NO	0.999	NO	bb
9	9 200330P1-13	Standard	250.000	4.13	363589.938	15778.319	288.046	257.4	2.9	NO	0.999	NO	bb
10	10 200330P1-14	Standard	500.000	4.13	670611.625	15373.438	545.268	497.3	-0.5	NO	0.999	NO	bb

Compound name: PFecHS
Coefficient of Determination: R^2 = 0.998201
Calibration curve: -2.3645e-006 * x^2 + 0.167077 * x + -0.0180729
Response type: Internal Std (Ref 69), Area * (IS Conc. / IS Area)
Curve type: 2nd Order, Origin: Include, Weighting: 1/x, Axis trans: None

	# Name	Type	Std. Conc	RT	Area	IS Area	Response	Conc.	%Dev	Conc. Flag	CoD	CoD Flag	x=excluded
1	1 200330P1-5	Standard	0.250	4.15	24.140	18070.414	0.017	0.2	-16.8	NO	0.998	NO	bb
2	2 200330P1-6	Standard	0.500	4.14	66.546	17391.436	0.048	0.4	-21.1	NO	0.998	NO	bb
3	3 200330P1-7	Standard	1.000	4.15	261.315	17791.617	0.184	1.2	20.7	NO	0.998	NO	bb
4	4 200330P1-8	Standard	2.000	4.15	338.486	18123.109	0.233	1.5	-24.7	NO	0.998	NO	bb
5	5 200330P1-9	Standard	5.000	4.15	1256.845	17438.813	0.901	5.5	10.0	NO	0.998	NO	bb
6	6 200330P1-10	Standard	10.000	4.15	2190.770	17894.383	1.530	9.3	-7.3	NO	0.998	NO	bb
7	7 200330P1-11	Standard	50.000	4.15	11830.393	18064.906	8.186	49.1	-1.7	NO	0.998	NO	db
8	8 200330P1-12	Standard	100.000	4.15	21476.662	17280.213	15.536	93.2	-6.8	NO	0.998	NO	bb
9	9 200330P1-13	Standard	250.000	4.15	55399.871	15778.319	43.889	263.8	5.5	NO	0.998	NO	MM
10	10 200330P1-14	Standard	500.000	4.15	100884.867	15373.438	82.029	494.5	-1.1	NO	0.998	NO	MM

Vista Analytical Laboratory

Dataset: D:\PFAS5.PRO\RESULTS\200330P1\200330P1-CRV.qld

Last Altered: Tuesday, March 31, 2020 09:34:34 Pacific Daylight Time
Printed: Tuesday, March 31, 2020 09:35:01 Pacific Daylight Time

Compound name: PFHpS
Coefficient of Determination: R^2 = 0.998744
Calibration curve: 0.000163714 * x^2 + 0.893633 * x + -0.0535938
Response type: Internal Std (Ref 71), Area * (IS Conc. / IS Area)
Curve type: 2nd Order, Origin: Include, Weighting: 1/x, Axis trans: None

	#	Name	Type	Std. Conc	RT	Area	IS Area	Response	Conc.	%Dev	Conc. Flag	CoD	CoD Flag	x=excluded
1	1	200330P1-5	Standard	0.250	4.24	64.886	3548.605	0.229	0.3	26.3	NO	0.999	NO	bb
2	2	200330P1-6	Standard	0.500	4.25	91.980	3287.669	0.350	0.5	-9.7	NO	0.999	NO	bb
3	3	200330P1-7	Standard	1.000	4.25	201.085	3374.116	0.745	0.9	-10.7	NO	0.999	NO	bb
4	4	200330P1-8	Standard	2.000	4.25	354.697	3531.375	1.256	1.5	-26.8	NO	0.999	NO	bb
5	5	200330P1-9	Standard	5.000	4.25	1180.925	3499.006	4.219	4.8	-4.5	NO	0.999	NO	bb
6	6	200330P1-10	Standard	10.000	4.25	2469.679	3579.855	8.624	9.7	-3.1	NO	0.999	NO	bb
7	7	200330P1-11	Standard	50.000	4.25	12548.544	3251.185	48.246	53.5	7.0	NO	0.999	NO	bb
8	8	200330P1-12	Standard	100.000	4.25	23738.973	3358.262	88.360	97.2	-2.8	NO	0.999	NO	bb
9	9	200330P1-13	Standard	250.000	4.25	57294.406	3060.613	233.999	250.4	0.2	NO	0.999	NO	bb
10	10	200330P1-14	Standard	500.000	4.25	102347.656	2556.325	500.463	512.1	2.4	NO	0.999	NO	bbX

Compound name: 7:3 FTCA
Coefficient of Determination: R^2 = 0.999566
Calibration curve: -6.06099e-005 * x^2 + 0.280614 * x + 0.00620688
Response type: Internal Std (Ref 65), Area * (IS Conc. / IS Area)
Curve type: 2nd Order, Origin: Exclude, Weighting: 1/x, Axis trans: None

	#	Name	Type	Std. Conc	RT	Area	IS Area	Response	Conc.	%Dev	Conc. Flag	CoD	CoD Flag	x=excluded
1	1	200330P1-5	Standard	0.250	4.56	28.085	14837.932	0.024	0.1	-75.1	YES	1.000	NO	bbX
2	2	200330P1-6	Standard	0.500	4.56	196.189	15628.612	0.157	0.5	7.4	NO	1.000	NO	bb
3	3	200330P1-7	Standard	1.000	4.56	361.726	17120.559	0.264	0.9	-8.1	NO	1.000	NO	bb
4	4	200330P1-8	Standard	2.000	4.56	731.373	16911.199	0.541	1.9	-4.7	NO	1.000	NO	bb
5	5	200330P1-9	Standard	5.000	4.56	1874.082	16498.240	1.420	5.0	0.9	NO	1.000	NO	bb
6	6	200330P1-10	Standard	10.000	4.56	3866.075	16263.246	2.971	10.6	5.9	NO	1.000	NO	bb
7	7	200330P1-11	Standard	50.000	4.56	17581.295	16110.475	13.641	49.1	-1.8	NO	1.000	NO	bb
8	8	200330P1-12	Standard	100.000	4.56	34196.133	15505.825	27.567	100.4	0.4	NO	1.000	NO	bb
9	9	200330P1-13	Standard	250.000	4.56	16921.213	15179.136	13.935	50.2	-79.9	YES	1.000	NO	bbX
10	10	200330P1-14	Standard	500.000	4.56	34170.824	13789.929	30.974	113.1	-77.4	YES	1.000	NO	bbX

Dataset: D:\PFAS5.PRO\RESULTS\200330P1\200330P1-CRV.qld

Last Altered: Tuesday, March 31, 2020 09:34:34 Pacific Daylight Time
Printed: Tuesday, March 31, 2020 09:35:01 Pacific Daylight Time

Compound name: PFNA
Coefficient of Determination: R^2 = 0.999488
Calibration curve: 0.000153465 * x^2 + 1.13799 * x + 0.0577423
Response type: Internal Std (Ref 65), Area * (IS Conc. / IS Area)
Curve type: 2nd Order, Origin: Exclude, Weighting: 1/x, Axis trans: None

	# Name	Type	Std. Conc	RT	Area	IS Area	Response	Conc.	%Dev	Conc. Flag	CoD	CoD Flag	x=excluded
1	1 200330P1-5	Standard	0.250	4.58	405.925	14837.932	0.342	0.2	-0.1	NO	0.999	NO	bb
2	2 200330P1-6	Standard	0.500	4.58	731.578	15628.612	0.585	0.5	-7.3	NO	0.999	NO	bb
3	3 200330P1-7	Standard	1.000	4.58	1601.322	17120.559	1.169	1.0	-2.3	NO	0.999	NO	bb
4	4 200330P1-8	Standard	2.000	4.58	3078.383	16911.199	2.275	1.9	-2.6	NO	0.999	NO	bb
5	5 200330P1-9	Standard	5.000	4.58	7700.270	16498.240	5.834	5.1	1.5	NO	0.999	NO	bb
6	6 200330P1-10	Standard	10.000	4.59	15948.168	16263.246	12.258	10.7	7.1	NO	0.999	NO	bb
7	7 200330P1-11	Standard	50.000	4.59	77296.266	16110.475	59.974	52.3	4.6	NO	0.999	NO	bb
8	8 200330P1-12	Standard	100.000	4.58	145774.563	15505.825	117.516	101.8	1.8	NO	0.999	NO	bb
9	9 200330P1-13	Standard	250.000	4.58	345503.281	15179.136	284.522	242.1	-3.2	NO	0.999	NO	bb
10	10 200330P1-14	Standard	500.000	4.58	674632.250	13789.929	611.526	503.2	0.6	NO	0.999	NO	bb

Compound name: PFOSA
Coefficient of Determination: R^2 = 0.999795
Calibration curve: -4.07132e-005 * x^2 + 0.803056 * x + -0.0181593
Response type: Internal Std (Ref 67), Area * (IS Conc. / IS Area)
Curve type: 2nd Order, Origin: Exclude, Weighting: 1/x, Axis trans: None

	# Name	Type	Std. Conc	RT	Area	IS Area	Response	Conc.	%Dev	Conc. Flag	CoD	CoD Flag	x=excluded
1	1 200330P1-5	Standard	0.250	4.62	62.145	4392.138	0.177	0.2	-2.9	NO	1.000	NO	bb
2	2 200330P1-6	Standard	0.500	4.63	146.617	4345.169	0.422	0.5	9.6	NO	1.000	NO	bb
3	3 200330P1-7	Standard	1.000	4.63	266.167	4224.569	0.788	1.0	0.3	NO	1.000	NO	bb
4	4 200330P1-8	Standard	2.000	4.63	545.553	4251.980	1.604	2.0	1.0	NO	1.000	NO	bb
5	5 200330P1-9	Standard	5.000	4.63	1322.761	4259.230	3.882	4.9	-2.8	NO	1.000	NO	bb
6	6 200330P1-10	Standard	10.000	4.63	2779.377	4447.728	7.811	9.8	-2.5	NO	1.000	NO	bb
7	7 200330P1-11	Standard	50.000	4.63	12691.003	4139.284	38.325	47.9	-4.3	NO	1.000	NO	bb
8	8 200330P1-12	Standard	100.000	4.63	26003.828	4058.920	80.082	100.3	0.3	NO	1.000	NO	bb
9	9 200330P1-13	Standard	250.000	4.63	64382.887	3994.728	201.462	254.2	1.7	NO	1.000	NO	bb
10	10 200330P1-14	Standard	500.000	4.63	119790.516	3841.048	389.837	498.0	-0.4	NO	1.000	NO	bb

Dataset: D:\PFAS5.PRO\RESULTS\200330P1\200330P1-CRV.qld

Last Altered: Tuesday, March 31, 2020 09:34:34 Pacific Daylight Time
Printed: Tuesday, March 31, 2020 09:35:01 Pacific Daylight Time

Compound name: L-PFOS
Correlation coefficient: r = 0.997403, r^2 = 0.994813
Calibration curve: 0.94272 * x + -0.116702
Response type: Internal Std (Ref 71), Area * (IS Conc. / IS Area)
Curve type: Linear, Origin: Exclude, Weighting: 1/x, Axis trans: None

	# Name	Type	Std. Conc	RT	Area	IS Area	Response	Conc.	%Dev	Conc. Flag	CoD	CoD Flag	x=excluded
1	1 200330P1-5	Standard	0.250	4.67	48.578	3548.605	0.171	0.3	22.1	NO	0.995	NO	MM
2	2 200330P1-6	Standard	0.500	4.66	92.571	3287.669	0.352	0.5	-0.6	NO	0.995	NO	MM
3	3 200330P1-7	Standard	1.000	4.67	275.810	3374.116	1.022	1.2	20.8	NO	0.995	NO	MM
4	4 200330P1-8	Standard	2.000	4.67	410.793	3531.375	1.454	1.7	-16.7	NO	0.995	NO	MM
5	5 200330P1-9	Standard	5.000	4.67	1334.620	3499.006	4.768	5.2	3.6	NO	0.995	NO	MM
6	6 200330P1-10	Standard	10.000	4.67	2282.038	3579.855	7.968	8.6	-14.2	NO	0.995	NO	MM
7	7 200330P1-11	Standard	50.000	4.67	11666.259	3251.185	44.854	47.7	-4.6	NO	0.995	NO	MM
8	8 200330P1-12	Standard	100.000	4.67	22966.488	3358.262	85.485	90.8	-9.2	NO	0.995	NO	MM
9	9 200330P1-13	Standard	250.000	4.67	53304.379	3060.613	217.703	231.1	-7.6	NO	0.995	NO	MM
10	10 200330P1-14	Standard	500.000	4.67	102494.227	2556.325	501.180	531.8	6.4	NO	0.995	NO	MM

Compound name: 9Cl-PF30NS
Coefficient of Determination: R^2 = 0.999564
Calibration curve: 0.000246378 * x^2 + 1.23149 * x + 0.0417521
Response type: Internal Std (Ref 71), Area * (IS Conc. / IS Area)
Curve type: 2nd Order, Origin: Exclude, Weighting: 1/x, Axis trans: None

	# Name	Type	Std. Conc	RT	Area	IS Area	Response	Conc.	%Dev	Conc. Flag	CoD	CoD Flag	x=excluded
1	1 200330P1-5	Standard	0.250	4.89	88.197	3548.605	0.311	0.2	-12.7	NO	1.000	NO	bb
2	2 200330P1-6	Standard	0.500	4.89	205.052	3287.669	0.780	0.6	19.8	NO	1.000	NO	bb
3	3 200330P1-7	Standard	1.000	4.89	299.574	3374.116	1.110	0.9	-13.3	NO	1.000	NO	bb
4	4 200330P1-8	Standard	2.000	4.89	731.033	3531.375	2.588	2.1	3.3	NO	1.000	NO	bb
5	5 200330P1-9	Standard	5.000	4.89	1701.656	3499.006	6.079	4.9	-2.0	NO	1.000	NO	bb
6	6 200330P1-10	Standard	10.000	4.90	3624.582	3579.855	12.656	10.2	2.2	NO	1.000	NO	bb
7	7 200330P1-11	Standard	50.000	4.89	17242.508	3251.185	66.293	53.2	6.5	NO	1.000	NO	bb
8	8 200330P1-12	Standard	100.000	4.89	32338.529	3358.262	120.369	95.9	-4.1	NO	1.000	NO	bb
9	9 200330P1-13	Standard	250.000	4.89	79372.742	3060.613	324.170	250.6	0.3	NO	1.000	NO	bb
10	10 200330P1-14	Standard	500.000	4.89	138573.563	2556.325	677.601	500.1	0.0	NO	1.000	NO	bb

Dataset: D:\PFAS5.PRO\RESULTS\200330P1\200330P1-CRV.qld

Last Altered: Tuesday, March 31, 2020 09:34:34 Pacific Daylight Time
Printed: Tuesday, March 31, 2020 09:35:01 Pacific Daylight Time

Compound name: PFDA
Coefficient of Determination: R^2 = 0.999752
Calibration curve: -0.000222807 * x^2 + 1.20032 * x + -7.75701e-006
Response type: Internal Std (Ref 73), Area * (IS Conc. / IS Area)
Curve type: 2nd Order, Origin: Include, Weighting: 1/x, Axis trans: None

	# Name	Type	Std. Conc	RT	Area	IS Area	Response	Conc.	%Dev	Conc. Flag	CoD	CoD Flag	x=excluded
1	1 200330P1-5	Standard	0.250	4.96	414.914	17346.818	0.299	0.2	-0.4	NO	1.000	NO	bb
2	2 200330P1-6	Standard	0.500	4.96	832.057	17181.959	0.605	0.5	0.9	NO	1.000	NO	MM
3	3 200330P1-7	Standard	1.000	4.96	1688.760	19088.227	1.106	0.9	-7.9	NO	1.000	NO	bb
4	4 200330P1-8	Standard	2.000	4.96	3550.784	18438.564	2.407	2.0	0.3	NO	1.000	NO	bb
5	5 200330P1-9	Standard	5.000	4.96	8638.534	18136.002	5.954	5.0	-0.7	NO	1.000	NO	bb
6	6 200330P1-10	Standard	10.000	4.97	18422.574	17681.611	13.024	10.9	8.7	NO	1.000	NO	bb
7	7 200330P1-11	Standard	50.000	4.96	81635.242	17552.902	58.135	48.9	-2.2	NO	1.000	NO	bb
8	8 200330P1-12	Standard	100.000	4.96	170981.172	17738.303	120.489	102.3	2.3	NO	1.000	NO	bb
9	9 200330P1-13	Standard	250.000	4.97	388822.781	17207.871	282.445	246.6	-1.4	NO	1.000	NO	bb
10	10 200330P1-14	Standard	500.000	4.96	698864.625	16002.949	545.887	501.5	0.3	NO	1.000	NO	bb

Compound name: 8:2 FTS
Coefficient of Determination: R^2 = 0.999633
Calibration curve: -0.00013501 * x^2 + 0.865635 * x + -0.109851
Response type: Internal Std (Ref 75), Area * (IS Conc. / IS Area)
Curve type: 2nd Order, Origin: Exclude, Weighting: 1/x, Axis trans: None

	# Name	Type	Std. Conc	RT	Area	IS Area	Response	Conc.	%Dev	Conc. Flag	CoD	CoD Flag	x=excluded
1	1 200330P1-5	Standard	0.250	4.93	9.945	1307.435	0.095	0.2	-5.3	NO	1.000	NO	bb
2	2 200330P1-6	Standard	0.500	4.92	27.454	1349.054	0.254	0.4	-15.8	NO	1.000	NO	bb
3	3 200330P1-7	Standard	1.000	4.94	94.145	1388.741	0.847	1.1	10.6	NO	1.000	NO	bb
4	4 200330P1-8	Standard	2.000	4.93	166.303	1336.846	1.555	1.9	-3.8	NO	1.000	NO	bb
5	5 200330P1-9	Standard	5.000	4.93	457.111	1337.736	4.271	5.1	1.3	NO	1.000	NO	bb
6	6 200330P1-10	Standard	10.000	4.93	1033.565	1333.323	9.690	11.3	13.4	NO	1.000	NO	bb
7	7 200330P1-11	Standard	50.000	4.93	4793.650	1399.388	42.819	50.0	-0.0	NO	1.000	NO	bb
8	8 200330P1-12	Standard	100.000	4.93	8106.719	1178.305	86.000	101.1	1.1	NO	1.000	NO	bb
9	9 200330P1-13	Standard	250.000	4.93	18965.529	1161.059	204.184	245.4	-1.8	NO	1.000	NO	bb
10	10 200330P1-14	Standard	500.000	4.93	34807.531	1086.126	400.593	502.2	0.4	NO	1.000	NO	bb

Dataset: D:\PFAS5.PRO\RESULTS\200330P1\200330P1-CRV.qld

Last Altered: Tuesday, March 31, 2020 09:34:34 Pacific Daylight Time
Printed: Tuesday, March 31, 2020 09:35:01 Pacific Daylight Time

Compound name: PFNS
Correlation coefficient: r = 0.998017, r^2 = 0.996038
Calibration curve: 0.864184 * x + -0.0627421
Response type: Internal Std (Ref 71), Area * (IS Conc. / IS Area)
Curve type: Linear, Origin: Include, Weighting: 1/x, Axis trans: None

	# Name	Type	Std. Conc	RT	Area	IS Area	Response	Conc.	%Dev	Conc. Flag	CoD	CoD Flag	x=excluded
1	1 200330P1-5	Standard	0.250	5.02	61.837	3548.605	0.218	0.3	29.9	NO	0.996	NO	bb
2	2 200330P1-6	Standard	0.500	5.03	77.517	3287.669	0.295	0.4	-17.3	NO	0.996	NO	bb
3	3 200330P1-7	Standard	1.000	5.03	205.298	3374.116	0.761	1.0	-4.7	NO	0.996	NO	bb
4	4 200330P1-8	Standard	2.000	5.02	420.996	3531.375	1.490	1.8	-10.1	NO	0.996	NO	bb
5	5 200330P1-9	Standard	5.000	5.02	1074.021	3499.006	3.837	4.5	-9.8	NO	0.996	NO	bb
6	6 200330P1-10	Standard	10.000	5.03	2335.263	3579.855	8.154	9.5	-4.9	NO	0.996	NO	MM
7	7 200330P1-11	Standard	50.000	5.03	10888.662	3251.185	41.864	48.5	-3.0	NO	0.996	NO	MM
8	8 200330P1-12	Standard	100.000	5.03	21425.809	3358.262	79.750	92.4	-7.6	NO	0.996	NO	MM
9	9 200330P1-13	Standard	250.000	5.03	49128.789	3060.613	200.649	232.3	-7.1	NO	0.996	NO	MM
10	10 200330P1-14	Standard	500.000	5.03	93320.906	2556.325	456.324	528.1	5.6	NO	0.996	NO	bb

Compound name: L-MeFOSAA
Correlation coefficient: r = 0.998593, r^2 = 0.997188
Calibration curve: 2.46649 * x + 0.120349
Response type: Internal Std (Ref 77), Area * (IS Conc. / IS Area)
Curve type: Linear, Origin: Exclude, Weighting: 1/x, Axis trans: None

	# Name	Type	Std. Conc	RT	Area	IS Area	Response	Conc.	%Dev	Conc. Flag	CoD	CoD Flag	x=excluded
1	1 200330P1-5	Standard	0.250	5.11	100.495	1960.697	0.641	0.2	-15.6	NO	0.997	NO	MM
2	2 200330P1-6	Standard	0.500	5.11	208.264	2459.740	1.058	0.4	-23.9	NO	0.997	NO	bb
3	3 200330P1-7	Standard	1.000	5.12	495.654	2423.517	2.556	1.0	-1.2	NO	0.997	NO	MM
4	4 200330P1-8	Standard	2.000	5.11	917.413	2399.503	4.779	1.9	-5.6	NO	0.997	NO	MM
5	5 200330P1-9	Standard	5.000	5.11	2704.748	2445.638	13.824	5.6	11.1	NO	0.997	NO	MM
6	6 200330P1-10	Standard	10.000	5.12	5669.352	2405.696	29.458	11.9	18.9	NO	0.997	NO	MM
7	7 200330P1-11	Standard	50.000	5.12	25732.305	2180.172	147.536	59.8	19.5	NO	0.997	NO	MM
8	8 200330P1-12	Standard	100.000	5.12	51895.105	2633.895	246.285	99.8	-0.2	NO	0.997	NO	MM
9	9 200330P1-13	Standard	250.000	5.12	123314.969	2535.464	607.951	246.4	-1.4	NO	0.997	NO	MM
10	10 200330P1-14	Standard	500.000	5.12	235455.469	2425.965	1213.205	491.8	-1.6	NO	0.997	NO	MM

Dataset: D:\PFAS5.PRO\RESULTS\200330P1\200330P1-CRV.qld

Last Altered: Tuesday, March 31, 2020 09:38:04 Pacific Daylight Time
Printed: Tuesday, March 31, 2020 09:38:18 Pacific Daylight Time

Method: D:\PFAS5.PRO\MethDB\NEW_PFAS_80C_033020.mdb 31 Mar 2020 07:57:04
Calibration: D:\PFAS5.PRO\CurveDB\C18_VAL-PFAS_Q5_03-30-20.cdb 31 Mar 2020 09:38:04

Compound name: L-EtFOSAA
Correlation coefficient: r = 0.999005, r^2 = 0.998012
Calibration curve: 1.45597 * x + -0.0281096
Response type: Internal Std (Ref 81), Area * (IS Conc. / IS Area)
Curve type: Linear, Origin: Exclude, Weighting: 1/x, Axis trans: None

	# Name	Type	Std. Conc	RT	Area	IS Area	Response	Conc.	%Dev	Conc. Flag	CoD	CoD Flag	x=excluded
1	1 200330P1-5	Standard	0.250	5.28	128.143	3761.900	0.426	0.3	24.7	NO	0.998	NO	bb
2	2 200330P1-6	Standard	0.500	5.28	162.014	4168.960	0.486	0.4	-29.4	NO	0.998	NO	MM
3	3 200330P1-7	Standard	1.000	5.28	413.528	4005.700	1.290	0.9	-9.4	NO	0.998	NO	MM
4	4 200330P1-8	Standard	2.000	5.28	977.421	4382.356	2.788	1.9	-3.3	NO	0.998	NO	MM
5	5 200330P1-9	Standard	5.000	5.27	2464.903	4177.357	7.376	5.1	1.7	NO	0.998	NO	MM
6	6 200330P1-10	Standard	10.000	5.28	5142.278	4480.065	14.348	9.9	-1.3	NO	0.998	NO	MM
7	7 200330P1-11	Standard	50.000	5.27	23904.258	3670.956	81.397	55.9	11.8	NO	0.998	NO	MM
8	8 200330P1-12	Standard	100.000	5.28	47822.289	3780.678	158.114	108.6	8.6	NO	0.998	NO	MM
9	9 200330P1-13	Standard	250.000	5.28	98665.234	3430.949	359.468	246.9	-1.2	NO	0.998	NO	MM
10	10 200330P1-14	Standard	500.000	5.27	185847.406	3264.169	711.695	488.8	-2.2	NO	0.998	NO	MM

Compound name: PFUdA
Coefficient of Determination: R^2 = 0.999923
Calibration curve: -3.11178e-005 * x^2 + 0.972623 * x + 0.0521037
Response type: Internal Std (Ref 79), Area * (IS Conc. / IS Area)
Curve type: 2nd Order, Origin: Exclude, Weighting: 1/x, Axis trans: None

	# Name	Type	Std. Conc	RT	Area	IS Area	Response	Conc.	%Dev	Conc. Flag	CoD	CoD Flag	x=excluded
1	1 200330P1-5	Standard	0.250	5.29	469.646	19293.094	0.304	0.3	3.7	NO	1.000	NO	MM
2	2 200330P1-6	Standard	0.500	5.29	844.360	19636.568	0.537	0.5	-0.2	NO	1.000	NO	MM
3	3 200330P1-7	Standard	1.000	5.29	1650.461	20593.855	1.002	1.0	-2.4	NO	1.000	NO	bb
4	4 200330P1-8	Standard	2.000	5.29	2983.984	20051.076	1.860	1.9	-7.0	NO	1.000	NO	bb
5	5 200330P1-9	Standard	5.000	5.29	7560.315	18864.711	5.010	5.1	2.0	NO	1.000	NO	bb
6	6 200330P1-10	Standard	10.000	5.29	16706.617	20731.389	10.073	10.3	3.1	NO	1.000	NO	bb
7	7 200330P1-11	Standard	50.000	5.29	79904.898	20085.287	49.729	51.2	2.3	NO	1.000	NO	bb
8	8 200330P1-12	Standard	100.000	5.29	150516.313	19668.568	95.658	98.6	-1.4	NO	1.000	NO	bb
9	9 200330P1-13	Standard	250.000	5.29	362050.094	18784.480	240.924	249.6	-0.1	NO	1.000	NO	bb
10	10 200330P1-14	Standard	500.000	5.29	691484.563	18048.623	478.904	500.3	0.1	NO	1.000	NO	bb

Dataset: D:\PFAS5.PRO\RESULTS\200330P1\200330P1-CRV.qld

Last Altered: Tuesday, March 31, 2020 09:38:04 Pacific Daylight Time
Printed: Tuesday, March 31, 2020 09:38:18 Pacific Daylight Time

Compound name: PFDS
Correlation coefficient: r = 0.997529, r^2 = 0.995064
Calibration curve: 0.786015 * x + -0.0845435
Response type: Internal Std (Ref 71), Area * (IS Conc. / IS Area)
Curve type: Linear, Origin: Exclude, Weighting: 1/x, Axis trans: None

	#	Name	Type	Std. Conc	RT	Area	IS Area	Response	Conc.	%Dev	Conc. Flag	CoD	CoD Flag	x=excluded
1	1	200330P1-5	Standard	0.250	5.35	30.155	3548.605	0.106	0.2	-2.9	NO	0.995	NO	bb
2	2	200330P1-6	Standard	0.500	5.34	107.887	3287.669	0.410	0.6	25.9	NO	0.995	NO	bb
3	3	200330P1-7	Standard	1.000	5.34	194.162	3374.116	0.719	1.0	2.3	NO	0.995	NO	bb
4	4	200330P1-8	Standard	2.000	5.34	364.640	3531.375	1.291	1.7	-12.5	NO	0.995	NO	bb
5	5	200330P1-9	Standard	5.000	5.34	1057.596	3499.006	3.778	4.9	-1.7	NO	0.995	NO	bb
6	6	200330P1-10	Standard	10.000	5.34	2324.729	3579.855	8.117	10.4	4.3	NO	0.995	NO	bb
7	7	200330P1-11	Standard	50.000	5.34	9880.971	3251.185	37.990	48.4	-3.1	NO	0.995	NO	bb
8	8	200330P1-12	Standard	100.000	5.34	18738.979	3358.262	69.750	88.8	-11.2	NO	0.995	NO	bb
9	9	200330P1-13	Standard	250.000	5.34	44655.941	3060.613	182.382	232.1	-7.1	NO	0.995	NO	bb
10	10	200330P1-14	Standard	500.000	5.34	85230.477	2556.325	416.763	530.3	6.1	NO	0.995	NO	bb

Compound name: 11Cl-PF30UdS
Correlation coefficient: r = 0.997700, r^2 = 0.995404
Calibration curve: 0.424919 * x + 0.0383624
Response type: Internal Std (Ref 83), Area * (IS Conc. / IS Area)
Curve type: Linear, Origin: Exclude, Weighting: 1/x, Axis trans: None

	#	Name	Type	Std. Conc	RT	Area	IS Area	Response	Conc.	%Dev	Conc. Flag	CoD	CoD Flag	x=excluded
1	1	200330P1-5	Standard	0.250	5.51	177.217	18650.170	0.119	0.2	-24.3	NO	0.995	NO	bb
2	2	200330P1-6	Standard	0.500	5.51	319.498	18071.049	0.221	0.4	-14.0	NO	0.995	NO	bb
3	3	200330P1-7	Standard	1.000	5.51	732.442	18936.449	0.483	1.0	4.8	NO	0.995	NO	bb
4	4	200330P1-8	Standard	2.000	5.51	1364.145	19401.520	0.879	2.0	-1.1	NO	0.995	NO	bb
5	5	200330P1-9	Standard	5.000	5.51	3549.291	19912.914	2.228	5.2	3.1	NO	0.995	NO	bb
6	6	200330P1-10	Standard	10.000	5.51	7164.989	18178.051	4.927	11.5	15.0	NO	0.995	NO	bb
7	7	200330P1-11	Standard	50.000	5.51	32731.186	17574.094	23.281	54.7	9.4	NO	0.995	NO	bb
8	8	200330P1-12	Standard	100.000	5.51	67868.000	18812.158	45.096	106.0	6.0	NO	0.995	NO	bb
9	9	200330P1-13	Standard	250.000	5.51	158881.500	17437.012	113.897	268.0	7.2	NO	0.995	NO	bb
10	10	200330P1-14	Standard	500.000	5.51	279922.313	17526.049	199.647	469.8	-6.0	NO	0.995	NO	bb

Dataset: D:\PFAS5.PRO\RESULTS\200330P1\200330P1-CRV.qld

Last Altered: Tuesday, March 31, 2020 09:38:04 Pacific Daylight Time
Printed: Tuesday, March 31, 2020 09:38:18 Pacific Daylight Time

Compound name: 10:2 FTS
Coefficient of Determination: R^2 = 0.999153
Calibration curve: -0.0010839 * x^2 + 2.19929 * x + -0.00379025
Response type: Internal Std (Ref 85), Area * (IS Conc. / IS Area)
Curve type: 2nd Order, Origin: Include, Weighting: 1/x, Axis trans: None

	# Name	Type	Std. Conc	RT	Area	IS Area	Response	Conc.	%Dev	Conc. Flag	CoD	CoD Flag	x=excluded
1	1 200330P1-5	Standard	0.250	5.57	61.095	1186.745	0.644	0.3	17.7	NO	0.999	NO	bb
2	2 200330P1-6	Standard	0.500	5.57	98.866	1144.497	1.080	0.5	-1.4	NO	0.999	NO	bb
3	3 200330P1-7	Standard	1.000	5.56	199.150	1169.914	2.128	1.0	-3.0	NO	0.999	NO	bb
4	4 200330P1-8	Standard	2.000	5.56	374.911	1152.098	4.068	1.9	-7.4	NO	0.999	NO	bb
5	5 200330P1-9	Standard	5.000	5.56	1181.043	1367.424	10.796	4.9	-1.5	NO	0.999	NO	bb
6	6 200330P1-10	Standard	10.000	5.56	1947.900	1156.853	21.047	9.6	-3.8	NO	0.999	NO	bb
7	7 200330P1-11	Standard	50.000	5.56	8506.673	1055.728	100.720	46.9	-6.2	NO	0.999	NO	bb
8	8 200330P1-12	Standard	100.000	5.56	16516.697	933.794	221.097	106.1	6.1	NO	0.999	NO	bb
9	9 200330P1-13	Standard	250.000	5.56	34550.273	905.034	477.196	247.1	-1.2	NO	0.999	NO	bb
10	10 200330P1-14	Standard	500.000	5.56	58920.688	888.024	829.379	500.6	0.1	NO	0.999	NO	bb

Compound name: PFDoA
Coefficient of Determination: R^2 = 0.999525
Calibration curve: -0.000208154 * x^2 + 1.09058 * x + -0.0519975
Response type: Internal Std (Ref 83), Area * (IS Conc. / IS Area)
Curve type: 2nd Order, Origin: Include, Weighting: 1/x, Axis trans: None

	# Name	Type	Std. Conc	RT	Area	IS Area	Response	Conc.	%Dev	Conc. Flag	CoD	CoD Flag	x=excluded
1	1 200330P1-5	Standard	0.250	5.58	326.002	18650.170	0.218	0.2	-0.8	NO	1.000	NO	MM
2	2 200330P1-6	Standard	0.500	5.58	704.565	18071.049	0.487	0.5	-1.1	NO	1.000	NO	MM
3	3 200330P1-7	Standard	1.000	5.58	1419.056	18936.449	0.937	0.9	-9.3	NO	1.000	NO	MM
4	4 200330P1-8	Standard	2.000	5.58	3051.519	19401.520	1.966	1.9	-7.4	NO	1.000	NO	MM
5	5 200330P1-9	Standard	5.000	5.58	7798.670	19912.914	4.895	4.5	-9.2	NO	1.000	NO	MM
6	6 200330P1-10	Standard	10.000	5.58	17204.658	18178.051	11.831	10.9	9.2	NO	1.000	NO	MM
7	7 200330P1-11	Standard	50.000	5.58	77454.398	17574.094	55.091	51.1	2.1	NO	1.000	NO	bb
8	8 200330P1-12	Standard	100.000	5.58	154758.219	18812.158	102.831	96.1	-3.9	NO	1.000	NO	bb
9	9 200330P1-13	Standard	250.000	5.58	367805.219	17437.012	263.667	254.1	1.7	NO	1.000	NO	bb
10	10 200330P1-14	Standard	500.000	5.58	689612.750	17526.049	491.848	498.5	-0.3	NO	1.000	NO	bb

Dataset: D:\PFAS5.PRO\RESULTS\200330P1\200330P1-CRV.qld

Last Altered: Tuesday, March 31, 2020 09:38:04 Pacific Daylight Time
Printed: Tuesday, March 31, 2020 09:38:18 Pacific Daylight Time

Compound name: N-MeFOSA
Coefficient of Determination: R^2 = 0.999779
Calibration curve: -7.23566e-005 * x^2 + 1.10191 * x + 0.0490609
Response type: Internal Std (Ref 87), Area * (IS Conc. / IS Area)
Curve type: 2nd Order, Origin: Include, Weighting: 1/x, Axis trans: None

	# Name	Type	Std. Conc	RT	Area	IS Area	Response	Conc.	%Dev	Conc. Flag	CoD	CoD Flag	x=excluded
1	1 200330P1-5	Standard	1.250	5.63	137.913	18689.691	1.101	1.0	-23.6	NO	1.000	NO	bb
2	2 200330P1-6	Standard	2.500	5.63	442.308	19187.602	3.439	3.1	23.1	NO	1.000	NO	bb
3	3 200330P1-7	Standard	5.000	5.62	700.213	18914.156	5.523	5.0	-0.6	NO	1.000	NO	bb
4	4 200330P1-8	Standard	10.000	5.62	1477.555	19124.926	11.527	10.4	4.2	NO	1.000	NO	bb
5	5 200330P1-9	Standard	25.000	5.62	3548.561	19209.598	27.561	25.0	0.0	NO	1.000	NO	bb
6	6 200330P1-10	Standard	50.000	5.63	7294.021	19162.086	56.793	51.7	3.3	NO	1.000	NO	bb
7	7 200330P1-11	Standard	250.000	5.63	33458.656	19226.070	259.649	239.4	-4.3	NO	1.000	NO	bb
8	8 200330P1-12	Standard	500.000	5.63	65405.465	18169.385	537.085	504.1	0.8	NO	1.000	NO	bb
9	9 200330P1-13	Standard	1250.000	5.63	157472.500	18455.605	1273.049	1259.4	0.8	NO	1.000	NO	bb
10	10 200330P1-14	Standard	2500.000	5.63	287359.594	18652.982	2298.509	2494.5	-0.2	NO	1.000	NO	bb

Compound name: PFTrDA
Coefficient of Determination: R^2 = 0.999295
Calibration curve: -0.000427389 * x^2 + 1.16866 * x + -0.0478371
Response type: Internal Std (Ref 83), Area * (IS Conc. / IS Area)
Curve type: 2nd Order, Origin: Exclude, Weighting: 1/x, Axis trans: None

	# Name	Type	Std. Conc	RT	Area	IS Area	Response	Conc.	%Dev	Conc. Flag	CoD	CoD Flag	x=excluded
1	1 200330P1-5	Standard	0.250	5.83	395.105	18650.170	0.265	0.3	7.0	NO	0.999	NO	bb
2	2 200330P1-6	Standard	0.500	5.82	818.885	18071.049	0.566	0.5	5.1	NO	0.999	NO	bb
3	3 200330P1-7	Standard	1.000	5.83	1573.077	18936.449	1.038	0.9	-7.0	NO	0.999	NO	bb
4	4 200330P1-8	Standard	2.000	5.82	3763.555	19401.520	2.425	2.1	5.9	NO	0.999	NO	bb
5	5 200330P1-9	Standard	5.000	5.82	8978.538	19912.914	5.636	4.9	-2.6	NO	0.999	NO	bb
6	6 200330P1-10	Standard	10.000	5.83	15758.929	18178.051	10.837	9.3	-6.5	NO	0.999	NO	bb
7	7 200330P1-11	Standard	50.000	5.83	79933.242	17574.094	56.854	49.6	-0.8	NO	0.999	NO	bb
8	8 200330P1-12	Standard	100.000	5.83	162770.813	18812.158	108.155	96.0	-4.0	NO	0.999	NO	bb
9	9 200330P1-13	Standard	250.000	5.83	383379.438	17437.012	274.832	259.9	4.0	NO	0.999	NO	bb
10	10 200330P1-14	Standard	500.000	5.83	664112.563	17526.049	473.661	494.9	-1.0	NO	0.999	NO	bb

Dataset: D:\PFAS5.PRO\RESULTS\200330P1\200330P1-CRV.qld

Last Altered: Tuesday, March 31, 2020 09:38:04 Pacific Daylight Time
Printed: Tuesday, March 31, 2020 09:38:18 Pacific Daylight Time

Compound name: PFDoS
Coefficient of Determination: R^2 = 0.998796
Calibration curve: -5.91953e-005 * x^2 + 0.15244 * x + -0.0125347
Response type: Internal Std (Ref 89), Area * (IS Conc. / IS Area)
Curve type: 2nd Order, Origin: Exclude, Weighting: 1/x, Axis trans: None

	#	Name	Type	Std. Conc	RT	Area	IS Area	Response	Conc.	%Dev	Conc. Flag	CoD	CoD Flag	x=excluded
1	1	200330P1-5	Standard	0.250	5.85	36.437	19260.859	0.024	0.2	-5.1	NO	0.999	NO	bb
2	2	200330P1-6	Standard	0.500	5.85	104.049	19038.014	0.068	0.5	6.1	NO	0.999	NO	bb
3	3	200330P1-7	Standard	1.000	5.85	247.177	19860.836	0.156	1.1	10.3	NO	0.999	NO	bb
4	4	200330P1-8	Standard	2.000	5.85	421.568	20063.809	0.263	1.8	-9.7	NO	0.999	NO	bb
5	5	200330P1-9	Standard	5.000	5.85	1253.625	20682.324	0.758	5.1	1.2	NO	0.999	NO	bb
6	6	200330P1-10	Standard	10.000	5.85	2359.407	19331.963	1.526	10.1	1.3	NO	0.999	NO	bb
7	7	200330P1-11	Standard	50.000	5.85	11064.218	18954.248	7.297	48.9	-2.2	NO	0.999	NO	bb
8	8	200330P1-12	Standard	100.000	5.85	20870.816	18886.338	13.813	94.1	-5.9	NO	0.999	NO	bb
9	9	200330P1-13	Standard	250.000	5.85	50643.867	17594.160	35.981	263.0	5.2	NO	0.999	NO	bb
10	10	200330P1-14	Standard	500.000	5.85	85001.063	17476.033	60.798	493.5	-1.3	NO	0.999	NO	bb

Compound name: PFTeDA
Correlation coefficient: r = 0.999261, r^2 = 0.998522
Calibration curve: 1.02231 * x + 0.0950167
Response type: Internal Std (Ref 89), Area * (IS Conc. / IS Area)
Curve type: Linear, Origin: Exclude, Weighting: 1/x, Axis trans: None

	#	Name	Type	Std. Conc	RT	Area	IS Area	Response	Conc.	%Dev	Conc. Flag	CoD	CoD Flag	x=excluded
1	1	200330P1-5	Standard	0.250	6.04	475.014	19260.859	0.308	0.2	-16.6	NO	0.999	NO	bb
2	2	200330P1-6	Standard	0.500	6.04	881.173	19038.014	0.579	0.5	-5.4	NO	0.999	NO	MM
3	3	200330P1-7	Standard	1.000	6.04	1728.670	19860.836	1.088	1.0	-2.9	NO	0.999	NO	bb
4	4	200330P1-8	Standard	2.000	6.04	3635.121	20063.809	2.265	2.1	6.1	NO	0.999	NO	bb
5	5	200330P1-9	Standard	5.000	6.04	8517.625	20682.324	5.148	4.9	-1.1	NO	0.999	NO	bb
6	6	200330P1-10	Standard	10.000	6.04	17280.438	19331.963	11.173	10.8	8.4	NO	0.999	NO	bb
7	7	200330P1-11	Standard	50.000	6.04	82390.938	18954.248	54.335	53.1	6.1	NO	0.999	NO	bb
8	8	200330P1-12	Standard	100.000	6.04	164030.641	18886.338	108.564	106.1	6.1	NO	0.999	NO	bb
9	9	200330P1-13	Standard	250.000	6.04	369013.938	17594.160	262.171	256.4	2.5	NO	0.999	NO	bb
10	10	200330P1-14	Standard	500.000	6.04	691448.000	17476.033	494.569	483.7	-3.3	NO	0.999	NO	db

Dataset: D:\PFAS5.PRO\RESULTS\200330P1\200330P1-CRV.qld

Last Altered: Tuesday, March 31, 2020 09:38:04 Pacific Daylight Time
Printed: Tuesday, March 31, 2020 09:38:18 Pacific Daylight Time

Compound name: N-EtFOSA
Coefficient of Determination: R^2 = 0.999902
Calibration curve: -3.24367e-005 * x^2 + 0.939007 * x + -0.0420928
Response type: Internal Std (Ref 91), Area * (IS Conc. / IS Area)
Curve type: 2nd Order, Origin: Exclude, Weighting: 1/x, Axis trans: None

	#	Name	Type	Std. Conc	RT	Area	IS Area	Response	Conc.	%Dev	Conc. Flag	CoD	CoD Flag	x=excluded
1	1	200330P1-5	Standard	1.250	6.08	208.121	30189.715	1.029	1.1	-8.8	NO	1.000	NO	bb
2	2	200330P1-6	Standard	2.500	6.08	452.497	29765.545	2.268	2.5	-1.6	NO	1.000	NO	bb
3	3	200330P1-7	Standard	5.000	6.08	1016.812	30717.605	4.939	5.3	6.1	NO	1.000	NO	bb
4	4	200330P1-8	Standard	10.000	6.08	1825.548	30678.793	8.878	9.5	-5.0	NO	1.000	NO	bb
5	5	200330P1-9	Standard	25.000	6.08	4943.683	30739.555	23.995	25.6	2.5	NO	1.000	NO	MM
6	6	200330P1-10	Standard	50.000	6.08	10203.752	30347.260	50.166	53.6	7.1	NO	1.000	NO	bb
7	7	200330P1-11	Standard	250.000	6.08	46528.992	29823.441	232.774	250.1	0.0	NO	1.000	NO	bb
8	8	200330P1-12	Standard	500.000	6.08	88719.781	28656.791	461.915	500.6	0.1	NO	1.000	NO	bb
9	9	200330P1-13	Standard	1250.000	6.08	206332.438	27611.893	1114.911	1240.5	-0.8	NO	1.000	NO	bb
10	10	200330P1-14	Standard	2500.000	6.08	361415.094	25096.676	2148.616	2505.0	0.2	NO	1.000	NO	bb

Compound name: PFHxDA
Coefficient of Determination: R^2 = 0.999890
Calibration curve: -7.75924e-005 * x^2 + 0.690937 * x + 0.0692143
Response type: Internal Std (Ref 93), Area * (IS Conc. / IS Area)
Curve type: 2nd Order, Origin: Exclude, Weighting: 1/x, Axis trans: None

	#	Name	Type	Std. Conc	RT	Area	IS Area	Response	Conc.	%Dev	Conc. Flag	CoD	CoD Flag	x=excluded
1	1	200330P1-5	Standard	0.250	6.38	580.631	29480.596	0.246	0.3	2.5	NO	1.000	NO	bb
2	2	200330P1-6	Standard	0.500	6.38	908.005	28667.547	0.396	0.5	-5.4	NO	1.000	NO	bb
3	3	200330P1-7	Standard	1.000	6.38	1878.415	30855.797	0.761	1.0	0.1	NO	1.000	NO	bb
4	4	200330P1-8	Standard	2.000	6.38	3452.283	30634.059	1.409	1.9	-3.0	NO	1.000	NO	bb
5	5	200330P1-9	Standard	5.000	6.38	8543.896	30384.814	3.515	5.0	-0.2	NO	1.000	NO	bb
6	6	200330P1-10	Standard	10.000	6.38	16767.938	28497.100	7.355	10.6	5.6	NO	1.000	NO	bb
7	7	200330P1-11	Standard	50.000	6.38	81464.086	29490.865	34.529	50.2	0.3	NO	1.000	NO	bb
8	8	200330P1-12	Standard	100.000	6.38	158669.625	28653.344	69.220	101.2	1.2	NO	1.000	NO	bb
9	9	200330P1-13	Standard	250.000	6.38	358796.906	27050.309	165.801	246.7	-1.3	NO	1.000	NO	bb
10	10	200330P1-14	Standard	500.000	6.38	651783.688	24912.869	327.032	501.5	0.3	NO	1.000	NO	bb

Dataset: D:\PFAS5.PRO\RESULTS\200330P1\200330P1-CRV.qld

Last Altered: Tuesday, March 31, 2020 09:38:04 Pacific Daylight Time
Printed: Tuesday, March 31, 2020 09:38:18 Pacific Daylight Time

Compound name: PFODA
Coefficient of Determination: R^2 = 0.999877
Calibration curve: 4.70992e-005 * x^2 + 0.828527 * x + -0.0344222
Response type: Internal Std (Ref 93), Area * (IS Conc. / IS Area)
Curve type: 2nd Order, Origin: Include, Weighting: 1/x, Axis trans: None

	# Name	Type	Std. Conc	RT	Area	IS Area	Response	Conc.	%Dev	Conc. Flag	CoD	CoD Flag	x=excluded
1	1 200330P1-5	Standard	0.250	6.62	361.993	29480.596	0.153	0.2	-9.3	NO	1.000	NO	bb
2	2 200330P1-6	Standard	0.500	6.62	934.881	28667.547	0.408	0.5	6.7	NO	1.000	NO	MM
3	3 200330P1-7	Standard	1.000	6.62	1854.967	30855.797	0.751	0.9	-5.2	NO	1.000	NO	MM
4	4 200330P1-8	Standard	2.000	6.62	3555.492	30634.059	1.451	1.8	-10.4	NO	1.000	NO	bb
5	5 200330P1-9	Standard	5.000	6.61	9602.785	30384.814	3.950	4.8	-3.8	NO	1.000	NO	bb
6	6 200330P1-10	Standard	10.000	6.62	20003.248	28497.100	8.774	10.6	6.3	NO	1.000	NO	bb
7	7 200330P1-11	Standard	50.000	6.62	97662.641	29490.865	41.395	49.9	-0.3	NO	1.000	NO	bb
8	8 200330P1-12	Standard	100.000	6.62	188431.609	28653.344	82.203	98.7	-1.3	NO	1.000	NO	bb
9	9 200330P1-13	Standard	250.000	6.62	458110.031	27050.309	211.694	251.9	0.8	NO	1.000	NO	bb
10	10 200330P1-14	Standard	500.000	6.62	847831.375	24912.869	425.398	499.3	-0.1	NO	1.000	NO	bb

Compound name: N-MeFOSE
Correlation coefficient: r = 0.999944, r^2 = 0.999889
Calibration curve: 1.03921 * x + 0.0312052
Response type: Internal Std (Ref 95), Area * (IS Conc. / IS Area)
Curve type: Linear, Origin: Exclude, Weighting: 1/x, Axis trans: None

	# Name	Type	Std. Conc	RT	Area	IS Area	Response	Conc.	%Dev	Conc. Flag	CoD	CoD Flag	x=excluded
1	1 200330P1-5	Standard	1.250	6.31	233.175	25653.848	1.356	1.3	2.0	NO	1.000	NO	bb
2	2 200330P1-6	Standard	2.500	6.31	423.257	25513.984	2.475	2.4	-5.9	NO	1.000	NO	MM
3	3 200330P1-7	Standard	5.000	6.31	887.763	26017.064	5.091	4.9	-2.6	NO	1.000	NO	bb
4	4 200330P1-8	Standard	10.000	6.31	1741.256	26363.795	9.854	9.5	-5.5	NO	1.000	NO	bb
5	5 200330P1-9	Standard	25.000	6.31	4723.284	26031.938	27.071	26.0	4.1	NO	1.000	NO	bb
6	6 200330P1-10	Standard	50.000	6.31	9761.450	26089.084	55.824	53.7	7.4	NO	1.000	NO	bb
7	7 200330P1-11	Standard	250.000	6.31	46022.277	26478.410	259.325	249.5	-0.2	NO	1.000	NO	bb
8	8 200330P1-12	Standard	500.000	6.31	90593.688	25636.492	527.240	507.3	1.5	NO	1.000	NO	bb
9	9 200330P1-13	Standard	1250.000	6.31	221573.328	25580.697	1292.332	1243.5	-0.5	NO	1.000	NO	bb
10	10 200330P1-14	Standard	2500.000	6.31	415354.938	23893.682	2593.613	2495.7	-0.2	NO	1.000	NO	bb

Vista Analytical Laboratory

Dataset: D:\PFAS5.PRO\RESULTS\200330P1\200330P1-CRV.qld

Last Altered: Tuesday, March 31, 2020 10:07:05 Pacific Daylight Time
Printed: Tuesday, March 31, 2020 10:08:02 Pacific Daylight Time

Compound name: N-EtFOSE
Correlation coefficient: r = 0.999821, r^2 = 0.999641
Calibration curve: 1.03789 * x + 0.120138
Response type: Internal Std (Ref 97), Area * (IS Conc. / IS Area)
Curve type: Linear, Origin: Exclude, Weighting: 1/x, Axis trans: None

	#	Name	Type	Std. Conc	RT	Area	IS Area	Response	Conc.	%Dev	Conc. Flag	CoD	CoD Flag	x=excluded
1	1	200330P1-5	Standard	1.250	6.46	229.034	28569.334	1.196	1.0	-17.1	NO	1.000	NO	bb
2	2	200330P1-6	Standard	2.500	6.46	527.615	27623.424	2.850	2.6	5.2	NO	1.000	NO	bb
3	3	200330P1-7	Standard	5.000	6.46	1021.321	27788.885	5.484	5.2	3.4	NO	1.000	NO	bb
4	4	200330P1-8	Standard	10.000	6.46	1971.310	28663.305	10.261	9.8	-2.3	NO	1.000	NO	MM
5	5	200330P1-9	Standard	25.000	6.45	5110.431	29311.289	26.013	24.9	-0.2	NO	1.000	NO	MM
6	6	200330P1-10	Standard	50.000	6.46	10547.755	28421.395	55.371	53.2	6.5	NO	1.000	NO	bb
7	7	200330P1-11	Standard	250.000	6.45	50690.930	28522.613	265.161	255.4	2.1	NO	1.000	NO	bb
8	8	200330P1-12	Standard	500.000	6.46	99936.156	28040.707	531.744	512.2	2.4	NO	1.000	NO	bb
9	9	200330P1-13	Standard	1250.000	6.46	242506.188	27457.980	1317.720	1269.5	1.6	NO	1.000	NO	bb
10	10	200330P1-14	Standard	2500.000	6.46	464948.063	27170.021	2553.191	2459.9	-1.6	NO	1.000	NO	bb

Compound name: 13C3-PFBA-EIS
Response Factor: 524.445
RRF SD: 0, Relative SD: 0
Response type: External Std, Area
Curve type: RF

	#	Name	Type	Std. Conc	RT	Area	IS Area	Response	Conc.	%Dev	Conc. Flag	CoD	CoD Flag	x=excluded
1	1	200330P1-5	Standard	12.500	1.27	6300.080		6300.080	12.0	-3.9	NO		NO	bbX
2	2	200330P1-6	Standard	12.500	1.27	6740.174		6740.174	12.9	2.8	NO		NO	MMX
3	3	200330P1-7	Standard	12.500	1.27	6457.287		6457.287	12.3	-1.5	NO		NO	bbX
4	4	200330P1-8	Standard	12.500	1.28	6657.655		6657.655	12.7	1.6	NO		NO	bbX
5	5	200330P1-9	Standard	12.500	1.29	6760.360		6760.360	12.9	3.1	NO		NO	MMX
6	6	200330P1-10	Standard	12.500	1.28	6555.560		6555.560	12.5	0.0	NO		NO	bb
7	7	200330P1-11	Standard	12.500	1.27	6540.486		6540.486	12.5	-0.2	NO		NO	bbX
8	8	200330P1-12	Standard	12.500	1.27	6407.662		6407.662	12.2	-2.3	NO		NO	bbX
9	9	200330P1-13	Standard	12.500	1.27	6725.997		6725.997	12.8	2.6	NO		NO	MMX
10	10	200330P1-14	Standard	12.500	1.27	6342.948		6342.948	12.1	-3.2	NO		NO	bbX

Dataset: D:\PFAS5.PRO\RESULTS\200330P1\200330P1-CRV.qld

Last Altered: Tuesday, March 31, 2020 09:38:04 Pacific Daylight Time
Printed: Tuesday, March 31, 2020 09:38:18 Pacific Daylight Time

Compound name: 13C3-PFBA-RSD
Response Factor: 0.765822
RRF SD: 0.0107494, Relative SD: 1.40364
Response type: Internal Std (Ref 99), Area * (IS Conc. / IS Area)
Curve type: RF

	# Name	Type	Std. Conc	RT	Area	IS Area	Response	Conc.	%Dev	Conc. Flag	CoD	CoD Flag	x=excluded
1	1 200330P1-5	Standard	12.500	1.27	6300.080	8391.803	9.384	12.3	-2.0	NO		NO	bb
2	2 200330P1-6	Standard	12.500	1.27	6670.999	8613.122	9.681	12.6	1.1	NO		NO	bb
3	3 200330P1-7	Standard	12.500	1.27	6457.287	8506.433	9.489	12.4	-0.9	NO		NO	bb
4	4 200330P1-8	Standard	12.500	1.28	6657.655	8588.487	9.690	12.7	1.2	NO		NO	bb
5	5 200330P1-9	Standard	12.500	1.29	6669.796	8532.312	9.771	12.8	2.1	NO		NO	MM
6	6 200330P1-10	Standard	12.500	1.28	6555.560	8479.995	9.663	12.6	0.9	NO		NO	bb
7	7 200330P1-11	Standard	12.500	1.27	6540.486	8682.944	9.416	12.3	-1.6	NO		NO	bb
8	8 200330P1-12	Standard	12.500	1.27	6407.662	8447.598	9.481	12.4	-1.0	NO		NO	bb
9	9 200330P1-13	Standard	12.500	1.27	6733.292	8714.019	9.659	12.6	0.9	NO		NO	MM
10	10 200330P1-14	Standard	12.500	1.27	6342.948	8352.271	9.493	12.4	-0.8	NO		NO	bb

Compound name: 13C3-PFPeA-EIS
Response Factor: 966.221
RRF SD: 0, Relative SD: 0
Response type: External Std, Area
Curve type: RF

	# Name	Type	Std. Conc	RT	Area	IS Area	Response	Conc.	%Dev	Conc. Flag	CoD	CoD Flag	x=excluded
1	1 200330P1-5	Standard	12.500	2.20	11983.876		11983.876	12.4	-0.8	NO		NO	bbX
2	2 200330P1-6	Standard	12.500	2.20	11964.323		11964.323	12.4	-0.9	NO		NO	bbX
3	3 200330P1-7	Standard	12.500	2.20	12002.100		12002.100	12.4	-0.6	NO		NO	bbX
4	4 200330P1-8	Standard	12.500	2.21	12228.102		12228.102	12.7	1.2	NO		NO	bbX
5	5 200330P1-9	Standard	12.500	2.22	11997.782		11997.782	12.4	-0.7	NO		NO	bbX
6	6 200330P1-10	Standard	12.500	2.20	12077.760		12077.760	12.5	0.0	NO		NO	MM
7	7 200330P1-11	Standard	12.500	2.20	11999.072		11999.072	12.4	-0.7	NO		NO	bbX
8	8 200330P1-12	Standard	12.500	2.20	11898.907		11898.907	12.3	-1.5	NO		NO	bbX
9	9 200330P1-13	Standard	12.500	2.20	11841.679		11841.679	12.3	-2.0	NO		NO	bbX
10	10 200330P1-14	Standard	12.500	2.20	11447.512		11447.512	11.8	-5.2	NO		NO	bbX

Vista Analytical Laboratory

Dataset: D:\PFAS5.PRO\RESULTS\200330P1\200330P1-CRV.qld

Last Altered: Tuesday, March 31, 2020 09:38:04 Pacific Daylight Time
Printed: Tuesday, March 31, 2020 09:38:18 Pacific Daylight Time

Compound name: 13C3-PFPeA-RSD
Response Factor: 0.580523
RRF SD: 0.0144016, Relative SD: 2.4808
Response type: Internal Std (Ref 100), Area * (IS Conc. / IS Area)
Curve type: RF

	# Name	Type	Std. Conc	RT	Area	IS Area	Response	Conc.	%Dev	Conc. Flag	CoD	CoD Flag	x=excluded
1	1 200330P1-5	Standard	12.500	2.20	11983.876	20114.783	7.447	12.8	2.6	NO		NO	bb
2	2 200330P1-6	Standard	12.500	2.20	11964.323	20602.641	7.259	12.5	0.0	NO		NO	bb
3	3 200330P1-7	Standard	12.500	2.20	12002.100	20708.557	7.245	12.5	-0.2	NO		NO	bb
4	4 200330P1-8	Standard	12.500	2.21	12228.102	21610.773	7.073	12.2	-2.5	NO		NO	bb
5	5 200330P1-9	Standard	12.500	2.22	11997.782	21793.416	6.882	11.9	-5.2	NO		NO	bb
6	6 200330P1-10	Standard	12.500	2.20	12008.724	20980.988	7.155	12.3	-1.4	NO		NO	bb
7	7 200330P1-11	Standard	12.500	2.20	11999.072	20163.295	7.439	12.8	2.5	NO		NO	bb
8	8 200330P1-12	Standard	12.500	2.20	11834.970	20254.156	7.304	12.6	0.7	NO		NO	bb
9	9 200330P1-13	Standard	12.500	2.20	11841.679	19935.598	7.425	12.8	2.3	NO		NO	bb
10	10 200330P1-14	Standard	12.500	2.20	11447.512	19500.520	7.338	12.6	1.1	NO		NO	bb

Compound name: 13C3-PFBS-EIS
Response Factor: 105.537
RRF SD: 0, Relative SD: 0
Response type: External Std, Area
Curve type: RF

	# Name	Type	Std. Conc	RT	Area	IS Area	Response	Conc.	%Dev	Conc. Flag	CoD	CoD Flag	x=excluded
1	1 200330P1-5	Standard	12.500	2.48	1253.885		1253.885	11.9	-5.0	NO		NO	bbX
2	2 200330P1-6	Standard	12.500	2.48	1295.063		1295.063	12.3	-1.8	NO		NO	MMX
3	3 200330P1-7	Standard	12.500	2.48	1268.973		1268.973	12.0	-3.8	NO		NO	MMX
4	4 200330P1-8	Standard	12.500	2.50	1309.557		1309.557	12.4	-0.7	NO		NO	MMX
5	5 200330P1-9	Standard	12.500	2.51	1320.208		1320.208	12.5	0.1	NO		NO	bbX
6	6 200330P1-10	Standard	12.500	2.49	1319.211		1319.211	12.5	0.0	NO		NO	MM
7	7 200330P1-11	Standard	12.500	2.49	1334.135		1334.135	12.6	1.1	NO		NO	bbX
8	8 200330P1-12	Standard	12.500	2.49	1295.131		1295.131	12.3	-1.8	NO		NO	bbX
9	9 200330P1-13	Standard	12.500	2.48	1187.710		1187.710	11.3	-10.0	NO		NO	bbX
10	10 200330P1-14	Standard	12.500	2.48	1178.442		1178.442	11.2	-10.7	NO		NO	bbX

Dataset: D:\PFAS5.PRO\RESULTS\200330P1\200330P1-CRV.qld

Last Altered: Tuesday, March 31, 2020 09:38:04 Pacific Daylight Time
Printed: Tuesday, March 31, 2020 09:38:18 Pacific Daylight Time

Compound name: 13C3-PFBS-RSD
Response Factor: 1.19858
RRF SD: 0.0948147, Relative SD: 7.91061
Response type: Internal Std (Ref 101), Area * (IS Conc. / IS Area)
Curve type: RF

	# Name	Type	Std. Conc	RT	Area	IS Area	Response	Conc.	%Dev	Conc. Flag	CoD	CoD Flag	x=excluded
1	1 200330P1-5	Standard	12.500	2.48	1253.885	1140.192	13.746	11.5	-8.2	NO		NO	bb
2	2 200330P1-6	Standard	12.500	2.48	1296.919	1147.671	14.126	11.8	-5.7	NO		NO	MM
3	3 200330P1-7	Standard	12.500	2.48	1268.952	1072.293	14.793	12.3	-1.3	NO		NO	MM
4	4 200330P1-8	Standard	12.500	2.50	1309.615	928.799	17.625	14.7	17.6	NO		NO	MM
5	5 200330P1-9	Standard	12.500	2.51	1320.208	1197.001	13.787	11.5	-8.0	NO		NO	bb
6	6 200330P1-10	Standard	12.500	2.49	1319.983	1167.777	14.129	11.8	-5.7	NO		NO	bb
7	7 200330P1-11	Standard	12.500	2.49	1334.135	1062.206	15.700	13.1	4.8	NO		NO	bb
8	8 200330P1-12	Standard	12.500	2.49	1295.131	1030.764	15.706	13.1	4.8	NO		NO	bb
9	9 200330P1-13	Standard	12.500	2.48	1187.710	999.964	14.847	12.4	-0.9	NO		NO	bb
10	10 200330P1-14	Standard	12.500	2.48	1178.442	958.785	15.364	12.8	2.5	NO		NO	bb

Compound name: 13C3-HFPO-DA-EIS
Response Factor: 357.842
RRF SD: 0, Relative SD: 0
Response type: External Std, Area
Curve type: RF

	# Name	Type	Std. Conc	RT	Area	IS Area	Response	Conc.	%Dev	Conc. Flag	CoD	CoD Flag	x=excluded
1	1 200330P1-5	Standard	12.500	3.22	4334.305		4334.305	12.1	-3.1	NO		NO	bbX
2	2 200330P1-6	Standard	12.500	3.22	4350.488		4350.488	12.2	-2.7	NO		NO	bbX
3	3 200330P1-7	Standard	12.500	3.23	4276.948		4276.948	12.0	-4.4	NO		NO	bbX
4	4 200330P1-8	Standard	12.500	3.21	4135.271		4135.271	11.6	-7.6	NO		NO	MMX
5	5 200330P1-9	Standard	12.500	3.21	4384.306		4384.306	12.3	-2.0	NO		NO	bbX
6	6 200330P1-10	Standard	12.500	3.23	4473.025		4473.025	12.5	0.0	NO		NO	bb
7	7 200330P1-11	Standard	12.500	3.23	4405.099		4405.099	12.3	-1.5	NO		NO	bbX
8	8 200330P1-12	Standard	12.500	3.23	4361.244		4361.244	12.2	-2.5	NO		NO	bbX
9	9 200330P1-13	Standard	12.500	3.23	4336.745		4336.745	12.1	-3.0	NO		NO	bbX
10	10 200330P1-14	Standard	12.500	3.23	4014.458		4014.458	11.2	-10.3	NO		NO	bbX

Dataset: D:\PFAS5.PRO\RESULTS\200330P1\200330P1-CRV.qld

Last Altered: Tuesday, March 31, 2020 09:38:04 Pacific Daylight Time
Printed: Tuesday, March 31, 2020 09:38:18 Pacific Daylight Time

Compound name: 13C3-HFPO-DA-RSD
Response Factor: 0.209604
RRF SD: 0.00852151, Relative SD: 4.06552
Response type: Internal Std (Ref 100), Area * (IS Conc. / IS Area)
Curve type: RF

	#	Name	Type	Std. Conc	RT	Area	IS Area	Response	Conc.	%Dev	Conc. Flag	CoD	CoD Flag	x=excluded
1	1	200330P1-5	Standard	12.500	3.22	4334.305	20114.783	2.693	12.9	2.8	NO		NO	bb
2	2	200330P1-6	Standard	12.500	3.22	4350.488	20602.641	2.640	12.6	0.7	NO		NO	bb
3	3	200330P1-7	Standard	12.500	3.23	4276.948	20708.557	2.582	12.3	-1.5	NO		NO	bb
4	4	200330P1-8	Standard	12.500	3.21	4134.199	21610.773	2.391	11.4	-8.7	NO		NO	MM
5	5	200330P1-9	Standard	12.500	3.21	4384.306	21793.416	2.515	12.0	-4.0	NO		NO	bb
6	6	200330P1-10	Standard	12.500	3.23	4473.025	20980.988	2.665	12.7	1.7	NO		NO	bb
7	7	200330P1-11	Standard	12.500	3.23	4405.099	20163.295	2.731	13.0	4.2	NO		NO	bb
8	8	200330P1-12	Standard	12.500	3.23	4361.244	20254.156	2.692	12.8	2.7	NO		NO	bb
9	9	200330P1-13	Standard	12.500	3.23	4336.745	19935.598	2.719	13.0	3.8	NO		NO	bb
10	10	200330P1-14	Standard	12.500	3.23	4014.458	19500.520	2.573	12.3	-1.8	NO		NO	bb

Compound name: 13C2-4:2 FTS-EIS
Response Factor: 136.371
RRF SD: 0, Relative SD: 0
Response type: External Std, Area
Curve type: RF

	#	Name	Type	Std. Conc	RT	Area	IS Area	Response	Conc.	%Dev	Conc. Flag	CoD	CoD Flag	x=excluded
1	1	200330P1-5	Standard	12.500	2.91	1860.236		1860.236	13.6	9.1	NO		NO	bbX
2	2	200330P1-6	Standard	12.500	2.92	1816.370		1816.370	13.3	6.6	NO		NO	bbX
3	3	200330P1-7	Standard	12.500	2.92	1802.510		1802.510	13.2	5.7	NO		NO	bbX
4	4	200330P1-8	Standard	12.500	2.93	1886.971		1886.971	13.8	10.7	NO		NO	bbX
5	5	200330P1-9	Standard	12.500	2.92	1896.354		1896.354	13.9	11.2	NO		NO	bbX
6	6	200330P1-10	Standard	12.500	2.92	1704.640		1704.640	12.5	0.0	NO		NO	bb
7	7	200330P1-11	Standard	12.500	2.92	1827.438		1827.438	13.4	7.2	NO		NO	bbX
8	8	200330P1-12	Standard	12.500	2.92	1751.277		1751.277	12.8	2.7	NO		NO	bbX
9	9	200330P1-13	Standard	12.500	2.92	1484.298		1484.298	10.9	-12.9	NO		NO	bbX
10	10	200330P1-14	Standard	12.500	2.92	1392.480		1392.480	10.2	-18.3	NO		NO	bbX

Vista Analytical Laboratory

Dataset: D:\PFAS5.PRO\RESULTS\200330P1\200330P1-CRV.qld

Last Altered: Tuesday, March 31, 2020 09:38:04 Pacific Daylight Time
Printed: Tuesday, March 31, 2020 09:38:18 Pacific Daylight Time

Compound name: 13C2-4:2 FTS-RSD
Response Factor: 1.63269
RRF SD: 0.170904, Relative SD: 10.4676
Response type: Internal Std (Ref 101), Area * (IS Conc. / IS Area)
Curve type: RF

	# Name	Type	Std. Conc	RT	Area	IS Area	Response	Conc.	%Dev	Conc. Flag	CoD	CoD Flag	x=excluded
1	1 200330P1-5	Standard	12.500	2.91	1860.236	1140.192	20.394	12.5	-0.1	NO		NO	bb
2	2 200330P1-6	Standard	12.500	2.92	1816.370	1147.671	19.783	12.1	-3.1	NO		NO	bb
3	3 200330P1-7	Standard	12.500	2.92	1802.510	1072.293	21.012	12.9	3.0	NO		NO	bb
4	4 200330P1-8	Standard	12.500	2.93	1886.971	928.799	25.395	15.6	24.4	NO		NO	bb
5	5 200330P1-9	Standard	12.500	2.92	1896.354	1197.001	19.803	12.1	-3.0	NO		NO	bb
6	6 200330P1-10	Standard	12.500	2.92	1704.640	1167.777	18.247	11.2	-10.6	NO		NO	bb
7	7 200330P1-11	Standard	12.500	2.92	1827.438	1062.206	21.505	13.2	5.4	NO		NO	bb
8	8 200330P1-12	Standard	12.500	2.92	1751.277	1030.764	21.238	13.0	4.1	NO		NO	bb
9	9 200330P1-13	Standard	12.500	2.92	1484.298	999.964	18.554	11.4	-9.1	NO		NO	bb
10	10 200330P1-14	Standard	12.500	2.92	1392.480	958.785	18.154	11.1	-11.0	NO		NO	bb

Compound name: 13C2-PFHxA-EIS
Response Factor: 1742.66
RRF SD: 0, Relative SD: 0
Response type: External Std, Area
Curve type: RF

	# Name	Type	Std. Conc	RT	Area	IS Area	Response	Conc.	%Dev	Conc. Flag	CoD	CoD Flag	x=excluded
1	1 200330P1-5	Standard	12.500	3.00	20541.654		20541.654	11.8	-5.7	NO		NO	bbX
2	2 200330P1-6	Standard	12.500	3.01	20172.439		20172.439	11.6	-7.4	NO		NO	bbX
3	3 200330P1-7	Standard	12.500	3.01	20954.559		20954.559	12.0	-3.8	NO		NO	bbX
4	4 200330P1-8	Standard	12.500	3.01	21318.547		21318.547	12.2	-2.1	NO		NO	bbX
5	5 200330P1-9	Standard	12.500	3.00	21326.379		21326.379	12.2	-2.1	NO		NO	bbX
6	6 200330P1-10	Standard	12.500	3.01	21783.223		21783.223	12.5	0.0	NO		NO	bb
7	7 200330P1-11	Standard	12.500	3.01	21200.225		21200.225	12.2	-2.7	NO		NO	bbX
8	8 200330P1-12	Standard	12.500	3.01	20578.102		20578.102	11.8	-5.5	NO		NO	bbX
9	9 200330P1-13	Standard	12.500	3.01	20942.742		20942.742	12.0	-3.9	NO		NO	bbX
10	10 200330P1-14	Standard	12.500	3.01	20260.582		20260.582	11.6	-7.0	NO		NO	bbX

Dataset: D:\PFAS5.PRO\RESULTS\200330P1\200330P1-CRV.qld

Last Altered: Tuesday, March 31, 2020 09:38:04 Pacific Daylight Time
Printed: Tuesday, March 31, 2020 09:38:18 Pacific Daylight Time

Compound name: 13C2-PFHxA-RSD
Response Factor: 1.01724
RRF SD: 0.0281477, Relative SD: 2.76706
Response type: Internal Std (Ref 100), Area * (IS Conc. / IS Area)
Curve type: RF

	# Name	Type	Std. Conc	RT	Area	IS Area	Response	Conc.	%Dev	Conc. Flag	CoD	CoD Flag	x=excluded
1	1 200330P1-5	Standard	12.500	3.00	20541.654	20114.783	12.765	12.5	0.4	NO		NO	bb
2	2 200330P1-6	Standard	12.500	3.01	20172.439	20602.641	12.239	12.0	-3.7	NO		NO	bb
3	3 200330P1-7	Standard	12.500	3.01	20954.559	20708.557	12.648	12.4	-0.5	NO		NO	bb
4	4 200330P1-8	Standard	12.500	3.01	21318.547	21610.773	12.331	12.1	-3.0	NO		NO	bb
5	5 200330P1-9	Standard	12.500	3.00	21326.379	21793.416	12.232	12.0	-3.8	NO		NO	bb
6	6 200330P1-10	Standard	12.500	3.01	21783.223	20980.988	12.978	12.8	2.1	NO		NO	bb
7	7 200330P1-11	Standard	12.500	3.01	21200.225	20163.295	13.143	12.9	3.4	NO		NO	bb
8	8 200330P1-12	Standard	12.500	3.01	20578.102	20254.156	12.700	12.5	-0.1	NO		NO	bb
9	9 200330P1-13	Standard	12.500	3.01	20942.742	19935.598	13.131	12.9	3.3	NO		NO	bb
10	10 200330P1-14	Standard	12.500	3.01	20260.582	19500.520	12.987	12.8	2.1	NO		NO	bb

Compound name: 13C4-PFHpA-EIS
Response Factor: 1078.78
RRF SD: 0, Relative SD: 0
Response type: External Std, Area
Curve type: RF

	# Name	Type	Std. Conc	RT	Area	IS Area	Response	Conc.	%Dev	Conc. Flag	CoD	CoD Flag	x=excluded
1	1 200330P1-5	Standard	12.500	3.61	13174.832		13174.832	12.2	-2.3	NO		NO	bbX
2	2 200330P1-6	Standard	12.500	3.61	13819.090		13819.090	12.8	2.5	NO		NO	bbX
3	3 200330P1-7	Standard	12.500	3.62	14052.398		14052.398	13.0	4.2	NO		NO	bbX
4	4 200330P1-8	Standard	12.500	3.61	13762.592		13762.592	12.8	2.1	NO		NO	bbX
5	5 200330P1-9	Standard	12.500	3.61	13634.675		13634.675	12.6	1.1	NO		NO	bbX
6	6 200330P1-10	Standard	12.500	3.62	13484.754		13484.754	12.5	0.0	NO		NO	bb
7	7 200330P1-11	Standard	12.500	3.62	13274.428		13274.428	12.3	-1.6	NO		NO	bbX
8	8 200330P1-12	Standard	12.500	3.62	13413.903		13413.903	12.4	-0.5	NO		NO	bbX
9	9 200330P1-13	Standard	12.500	3.62	12674.625		12674.625	11.7	-6.0	NO		NO	bbX
10	10 200330P1-14	Standard	12.500	3.62	11809.268		11809.268	10.9	-12.4	NO		NO	bbX

Dataset: D:\PFAS5.PRO\RESULTS\200330P1\200330P1-CRV.qld

Last Altered: Tuesday, March 31, 2020 09:38:04 Pacific Daylight Time
Printed: Tuesday, March 31, 2020 09:38:18 Pacific Daylight Time

Compound name: 13C4-PFHpA-RSD
Response Factor: 0.647148
RRF SD: 0.0221254, Relative SD: 3.41891
Response type: Internal Std (Ref 100), Area * (IS Conc. / IS Area)
Curve type: RF

	#	Name	Type	Std. Conc	RT	Area	IS Area	Response	Conc.	%Dev	Conc. Flag	CoD	CoD Flag	x=excluded
1	1	200330P1-5	Standard	12.500	3.61	13174.832	20114.783	8.187	12.7	1.2	NO		NO	bb
2	2	200330P1-6	Standard	12.500	3.61	13819.090	20602.641	8.384	13.0	3.6	NO		NO	bb
3	3	200330P1-7	Standard	12.500	3.62	14052.398	20708.557	8.482	13.1	4.9	NO		NO	bb
4	4	200330P1-8	Standard	12.500	3.61	13762.592	21610.773	7.960	12.3	-1.6	NO		NO	bb
5	5	200330P1-9	Standard	12.500	3.61	13634.675	21793.416	7.820	12.1	-3.3	NO		NO	bb
6	6	200330P1-10	Standard	12.500	3.62	13484.754	20980.988	8.034	12.4	-0.7	NO		NO	bb
7	7	200330P1-11	Standard	12.500	3.62	13274.428	20163.295	8.229	12.7	1.7	NO		NO	bb
8	8	200330P1-12	Standard	12.500	3.62	13413.903	20254.156	8.278	12.8	2.3	NO		NO	bb
9	9	200330P1-13	Standard	12.500	3.62	12674.625	19935.598	7.947	12.3	-1.8	NO		NO	bb
10	10	200330P1-14	Standard	12.500	3.62	11809.268	19500.520	7.570	11.7	-6.4	NO		NO	bb

Compound name: 13C3-PFHxS-EIS
Response Factor: 200.963
RRF SD: 0, Relative SD: 0
Response type: External Std, Area
Curve type: RF

	#	Name	Type	Std. Conc	RT	Area	IS Area	Response	Conc.	%Dev	Conc. Flag	CoD	CoD Flag	x=excluded
1	1	200330P1-5	Standard	12.500	3.75	2824.307		2824.307	14.1	12.4	NO		NO	bbX
2	2	200330P1-6	Standard	12.500	3.76	2763.376		2763.376	13.8	10.0	NO		NO	bbX
3	3	200330P1-7	Standard	12.500	3.76	2898.273		2898.273	14.4	15.4	NO		NO	bbX
4	4	200330P1-8	Standard	12.500	3.76	2772.237		2772.237	13.8	10.4	NO		NO	bbX
5	5	200330P1-9	Standard	12.500	3.76	2957.668		2957.668	14.7	17.7	NO		NO	bbX
6	6	200330P1-10	Standard	12.500	3.76	2512.041		2512.041	12.5	0.0	NO		NO	bb
7	7	200330P1-11	Standard	12.500	3.76	2773.339		2773.339	13.8	10.4	NO		NO	bbX
8	8	200330P1-12	Standard	12.500	3.76	2908.139		2908.139	14.5	15.8	NO		NO	bbX
9	9	200330P1-13	Standard	12.500	3.76	2549.605		2549.605	12.7	1.5	NO		NO	bbX
10	10	200330P1-14	Standard	12.500	3.76	2290.006		2290.006	11.4	-8.8	NO		NO	bbX

Dataset: D:\PFAS5.PRO\RESULTS\200330P1\200330P1-CRV.qld

Last Altered: Tuesday, March 31, 2020 09:38:04 Pacific Daylight Time
Printed: Tuesday, March 31, 2020 09:38:18 Pacific Daylight Time

Compound name: 13C3-PFHxS-RSD
Response Factor: 2.55649
RRF SD: 0.237181, Relative SD: 9.27759
Response type: Internal Std (Ref 101), Area * (IS Conc. / IS Area)
Curve type: RF

	# Name	Type	Std. Conc	RT	Area	IS Area	Response	Conc.	%Dev	Conc. Flag	CoD	CoD Flag	x=excluded
1	1 200330P1-5	Standard	12.500	3.75	2824.307	1140.192	30.963	12.1	-3.1	NO		NO	bb
2	2 200330P1-6	Standard	12.500	3.76	2763.376	1147.671	30.098	11.8	-5.8	NO		NO	bb
3	3 200330P1-7	Standard	12.500	3.76	2898.273	1072.293	33.786	13.2	5.7	NO		NO	bb
4	4 200330P1-8	Standard	12.500	3.76	2772.237	928.799	37.309	14.6	16.8	NO		NO	bb
5	5 200330P1-9	Standard	12.500	3.76	2957.668	1197.001	30.886	12.1	-3.3	NO		NO	bb
6	6 200330P1-10	Standard	12.500	3.76	2512.041	1167.777	26.889	10.5	-15.9	NO		NO	bb
7	7 200330P1-11	Standard	12.500	3.76	2773.339	1062.206	32.637	12.8	2.1	NO		NO	bb
8	8 200330P1-12	Standard	12.500	3.76	2908.139	1030.764	35.267	13.8	10.4	NO		NO	bb
9	9 200330P1-13	Standard	12.500	3.76	2549.605	999.964	31.871	12.5	-0.3	NO		NO	bb
10	10 200330P1-14	Standard	12.500	3.76	2290.006	958.785	29.856	11.7	-6.6	NO		NO	bb

Compound name: 13C2-6:2 FTS-EIS
Response Factor: 123.943
RRF SD: 0, Relative SD: 0
Response type: External Std, Area
Curve type: RF

	# Name	Type	Std. Conc	RT	Area	IS Area	Response	Conc.	%Dev	Conc. Flag	CoD	CoD Flag	x=excluded
1	1 200330P1-5	Standard	12.500	4.07	1602.822		1602.822	12.9	3.5	NO		NO	bbX
2	2 200330P1-6	Standard	12.500	4.07	1576.549		1576.549	12.7	1.8	NO		NO	bbX
3	3 200330P1-7	Standard	12.500	4.07	1657.115		1657.115	13.4	7.0	NO		NO	bbX
4	4 200330P1-8	Standard	12.500	4.07	1473.404		1473.404	11.9	-4.9	NO		NO	bbX
5	5 200330P1-9	Standard	12.500	4.07	1634.091		1634.091	13.2	5.5	NO		NO	bbX
6	6 200330P1-10	Standard	12.500	4.08	1549.289		1549.289	12.5	0.0	NO		NO	bb
7	7 200330P1-11	Standard	12.500	4.07	1598.568		1598.568	12.9	3.2	NO		NO	bbX
8	8 200330P1-12	Standard	12.500	4.07	1372.017		1372.017	11.1	-11.4	NO		NO	bbX
9	9 200330P1-13	Standard	12.500	4.08	1378.318		1378.318	11.1	-11.0	NO		NO	bbX
10	10 200330P1-14	Standard	12.500	4.07	1198.281		1198.281	9.7	-22.7	NO		NO	MMX

Dataset: D:\PFAS5.PRO\RESULTS\200330P1\200330P1-CRV.qld

Last Altered: Tuesday, March 31, 2020 09:38:04 Pacific Daylight Time
Printed: Tuesday, March 31, 2020 09:38:18 Pacific Daylight Time

Compound name: 13C2-6:2 FTS-RSD
Response Factor: 0.463455
RRF SD: 0.0270681, Relative SD: 5.8405
Response type: Internal Std (Ref 104), Area * (IS Conc. / IS Area)
Curve type: RF

	# Name	Type	Std. Conc	RT	Area	IS Area	Response	Conc.	%Dev	Conc. Flag	CoD	CoD Flag	x=excluded
1	1 200330P1-5	Standard	12.500	4.07	1602.822	3140.643	6.379	13.8	10.1	NO		NO	bb
2	2 200330P1-6	Standard	12.500	4.07	1576.549	3233.649	6.094	13.1	5.2	NO		NO	bb
3	3 200330P1-7	Standard	12.500	4.07	1657.115	3442.118	6.018	13.0	3.9	NO		NO	bb
4	4 200330P1-8	Standard	12.500	4.07	1473.404	3284.428	5.608	12.1	-3.2	NO		NO	bb
5	5 200330P1-9	Standard	12.500	4.07	1634.091	3476.182	5.876	12.7	1.4	NO		NO	bb
6	6 200330P1-10	Standard	12.500	4.08	1549.289	3466.451	5.587	12.1	-3.6	NO		NO	bb
7	7 200330P1-11	Standard	12.500	4.07	1598.568	3422.490	5.838	12.6	0.8	NO		NO	bb
8	8 200330P1-12	Standard	12.500	4.07	1372.017	3092.305	5.546	12.0	-4.3	NO		NO	bb
9	9 200330P1-13	Standard	12.500	4.08	1378.318	2958.806	5.823	12.6	0.5	NO		NO	bb
10	10 200330P1-14	Standard	12.500	4.07	1201.181	2908.387	5.163	11.1	-10.9	NO		NO	MM

Compound name: 13C5-PFNA-EIS
Response Factor: 1301.06
RRF SD: 0, Relative SD: 0
Response type: External Std, Area
Curve type: RF

	# Name	Type	Std. Conc	RT	Area	IS Area	Response	Conc.	%Dev	Conc. Flag	CoD	CoD Flag	x=excluded
1	1 200330P1-5	Standard	12.500	4.58	14837.932		14837.932	11.4	-8.8	NO		NO	bbX
2	2 200330P1-6	Standard	12.500	4.58	15628.612		15628.612	12.0	-3.9	NO		NO	bbX
3	3 200330P1-7	Standard	12.500	4.58	17120.559		17120.559	13.2	5.3	NO		NO	bbX
4	4 200330P1-8	Standard	12.500	4.58	16911.199		16911.199	13.0	4.0	NO		NO	bbX
5	5 200330P1-9	Standard	12.500	4.58	16498.240		16498.240	12.7	1.4	NO		NO	bbX
6	6 200330P1-10	Standard	12.500	4.58	16263.246		16263.246	12.5	0.0	NO		NO	bb
7	7 200330P1-11	Standard	12.500	4.58	16110.475		16110.475	12.4	-0.9	NO		NO	bbX
8	8 200330P1-12	Standard	12.500	4.58	15505.825		15505.825	11.9	-4.7	NO		NO	bbX
9	9 200330P1-13	Standard	12.500	4.58	15179.136		15179.136	11.7	-6.7	NO		NO	bbX
10	10 200330P1-14	Standard	12.500	4.58	13789.929		13789.929	10.6	-15.2	NO		NO	bbX

Dataset: D:\PFAS5.PRO\RESULTS\200330P1\200330P1-CRV.qld

Last Altered: Tuesday, March 31, 2020 09:38:04 Pacific Daylight Time
Printed: Tuesday, March 31, 2020 09:38:18 Pacific Daylight Time

Compound name: 13C5-PFNA-RSD
Response Factor: 0.937871
RRF SD: 0.0409043, Relative SD: 4.3614
Response type: Internal Std (Ref 103), Area * (IS Conc. / IS Area)
Curve type: RF

	# Name	Type	Std. Conc	RT	Area	IS Area	Response	Conc.	%Dev	Conc. Flag	CoD	CoD Flag	x=excluded
1	1 200330P1-5	Standard	12.500	4.58	14837.932	16522.520	11.226	12.0	-4.2	NO		NO	bb
2	2 200330P1-6	Standard	12.500	4.58	15628.612	16564.475	11.794	12.6	0.6	NO		NO	bb
3	3 200330P1-7	Standard	12.500	4.58	17120.559	17397.195	12.301	13.1	4.9	NO		NO	bb
4	4 200330P1-8	Standard	12.500	4.58	16911.199	16798.813	12.584	13.4	7.3	NO		NO	bb
5	5 200330P1-9	Standard	12.500	4.58	16498.240	17870.938	11.540	12.3	-1.6	NO		NO	bb
6	6 200330P1-10	Standard	12.500	4.58	16263.246	17779.764	11.434	12.2	-2.5	NO		NO	bb
7	7 200330P1-11	Standard	12.500	4.58	16110.475	16857.822	11.946	12.7	1.9	NO		NO	bb
8	8 200330P1-12	Standard	12.500	4.58	15505.825	17806.977	10.885	11.6	-7.2	NO		NO	bb
9	9 200330P1-13	Standard	12.500	4.58	15179.136	16518.334	11.487	12.2	-2.0	NO		NO	bb
10	10 200330P1-14	Standard	12.500	4.58	13789.929	14318.021	12.039	12.8	2.7	NO		NO	bb

Compound name: 13C8-PFOSA-EIS
Response Factor: 355.818
RRF SD: 0, Relative SD: 0
Response type: External Std, Area
Curve type: RF

	# Name	Type	Std. Conc	RT	Area	IS Area	Response	Conc.	%Dev	Conc. Flag	CoD	CoD Flag	x=excluded
1	1 200330P1-5	Standard	12.500	4.63	4392.138		4392.138	12.3	-1.2	NO		NO	bbX
2	2 200330P1-6	Standard	12.500	4.63	4345.169		4345.169	12.2	-2.3	NO		NO	bbX
3	3 200330P1-7	Standard	12.500	4.63	4224.569		4224.569	11.9	-5.0	NO		NO	bbX
4	4 200330P1-8	Standard	12.500	4.63	4251.980		4251.980	11.9	-4.4	NO		NO	bbX
5	5 200330P1-9	Standard	12.500	4.63	4259.230		4259.230	12.0	-4.2	NO		NO	bbX
6	6 200330P1-10	Standard	12.500	4.63	4447.728		4447.728	12.5	0.0	NO		NO	bb
7	7 200330P1-11	Standard	12.500	4.63	4139.284		4139.284	11.6	-6.9	NO		NO	bbX
8	8 200330P1-12	Standard	12.500	4.63	4058.920		4058.920	11.4	-8.7	NO		NO	bbX
9	9 200330P1-13	Standard	12.500	4.63	3994.728		3994.728	11.2	-10.2	NO		NO	bbX
10	10 200330P1-14	Standard	12.500	4.63	3841.048		3841.048	10.8	-13.6	NO		NO	bbX

Dataset: D:\PFAS5.PRO\RESULTS\200330P1\200330P1-CRV.qld

Last Altered: Tuesday, March 31, 2020 09:38:04 Pacific Daylight Time
Printed: Tuesday, March 31, 2020 09:38:18 Pacific Daylight Time

Compound name: 13C8-PFOSA-RSD
Response Factor: 0.218212
RRF SD: 0.0092281, Relative SD: 4.22895
Response type: Internal Std (Ref 106), Area * (IS Conc. / IS Area)
Curve type: RF

	#	Name	Type	Std. Conc	RT	Area	IS Area	Response	Conc.	%Dev	Conc. Flag	CoD	CoD Flag	x=excluded
1	1	200330P1-5	Standard	12.500	4.63	4392.138	18798.875	2.920	13.4	7.1	NO		NO	bb
2	2	200330P1-6	Standard	12.500	4.63	4345.169	19370.613	2.804	12.8	2.8	NO		NO	bb
3	3	200330P1-7	Standard	12.500	4.63	4224.569	19859.150	2.659	12.2	-2.5	NO		NO	bb
4	4	200330P1-8	Standard	12.500	4.63	4251.980	20998.895	2.531	11.6	-7.2	NO		NO	bb
5	5	200330P1-9	Standard	12.500	4.63	4259.230	19756.057	2.695	12.3	-1.2	NO		NO	bb
6	6	200330P1-10	Standard	12.500	4.63	4447.728	20277.270	2.742	12.6	0.5	NO		NO	bb
7	7	200330P1-11	Standard	12.500	4.63	4139.284	19389.502	2.669	12.2	-2.2	NO		NO	bb
8	8	200330P1-12	Standard	12.500	4.63	4058.920	19285.691	2.631	12.1	-3.6	NO		NO	bb
9	9	200330P1-13	Standard	12.500	4.63	3994.728	18062.117	2.765	12.7	1.4	NO		NO	bb
10	10	200330P1-14	Standard	12.500	4.63	3841.048	16779.709	2.861	13.1	4.9	NO		NO	bb

Compound name: 13C2-PFOA-EIS
Response Factor: 1431.55
RRF SD: 0, Relative SD: 0
Response type: External Std, Area
Curve type: RF

	#	Name	Type	Std. Conc	RT	Area	IS Area	Response	Conc.	%Dev	Conc. Flag	CoD	CoD Flag	x=excluded
1	1	200330P1-5	Standard	12.500	4.13	18070.414		18070.414	12.6	1.0	NO		NO	bbX
2	2	200330P1-6	Standard	12.500	4.13	17391.436		17391.436	12.1	-2.8	NO		NO	bbX
3	3	200330P1-7	Standard	12.500	4.13	17791.617		17791.617	12.4	-0.6	NO		NO	bbX
4	4	200330P1-8	Standard	12.500	4.13	18123.109		18123.109	12.7	1.3	NO		NO	bbX
5	5	200330P1-9	Standard	12.500	4.13	17438.813		17438.813	12.2	-2.5	NO		NO	bbX
6	6	200330P1-10	Standard	12.500	4.13	17894.383		17894.383	12.5	0.0	NO		NO	bb
7	7	200330P1-11	Standard	12.500	4.13	18064.906		18064.906	12.6	1.0	NO		NO	bbX
8	8	200330P1-12	Standard	12.500	4.13	17280.213		17280.213	12.1	-3.4	NO		NO	bbX
9	9	200330P1-13	Standard	12.500	4.13	15778.319		15778.319	11.0	-11.8	NO		NO	bbX
10	10	200330P1-14	Standard	12.500	4.13	15373.438		15373.438	10.7	-14.1	NO		NO	bbX

Dataset: D:\PFAS5.PRO\RESULTS\200330P1\200330P1-CRV.qld

Last Altered: Tuesday, March 31, 2020 09:38:04 Pacific Daylight Time
Printed: Tuesday, March 31, 2020 09:38:18 Pacific Daylight Time

Compound name: 13C2-PFOA-RSD
Response Factor: 0.902483
RRF SD: 0.0238791, Relative SD: 2.64593
Response type: Internal Std (Ref 102), Area * (IS Conc. / IS Area)
Curve type: RF

	# Name	Type	Std. Conc	RT	Area	IS Area	Response	Conc.	%Dev	Conc. Flag	CoD	CoD Flag	x=excluded
1	1 200330P1-5	Standard	12.500	4.13	18070.414	19628.137	11.508	12.8	2.0	NO		NO	bb
2	2 200330P1-6	Standard	12.500	4.13	17391.436	19189.342	11.329	12.6	0.4	NO		NO	bb
3	3 200330P1-7	Standard	12.500	4.13	17791.617	20058.430	11.087	12.3	-1.7	NO		NO	bb
4	4 200330P1-8	Standard	12.500	4.13	18123.109	20506.313	11.047	12.2	-2.1	NO		NO	bb
5	5 200330P1-9	Standard	12.500	4.13	17438.813	19795.109	11.012	12.2	-2.4	NO		NO	bb
6	6 200330P1-10	Standard	12.500	4.13	17894.383	19204.184	11.647	12.9	3.2	NO		NO	bb
7	7 200330P1-11	Standard	12.500	4.13	18064.906	19134.479	11.801	13.1	4.6	NO		NO	bb
8	8 200330P1-12	Standard	12.500	4.13	17280.213	19524.576	11.063	12.3	-1.9	NO		NO	bb
9	9 200330P1-13	Standard	12.500	4.13	15778.319	18039.520	10.933	12.1	-3.1	NO		NO	bb
10	10 200330P1-14	Standard	12.500	4.13	15373.438	16883.746	11.382	12.6	0.9	NO		NO	bb

Compound name: 13C8-PFOS-EIS
Response Factor: 286.388
RRF SD: 0, Relative SD: 0
Response type: External Std, Area
Curve type: RF

	# Name	Type	Std. Conc	RT	Area	IS Area	Response	Conc.	%Dev	Conc. Flag	CoD	CoD Flag	x=excluded
1	1 200330P1-5	Standard	12.500	4.67	3548.605		3548.605	12.4	-0.9	NO		NO	MMX
2	2 200330P1-6	Standard	12.500	4.67	3287.669		3287.669	11.5	-8.2	NO		NO	bbX
3	3 200330P1-7	Standard	12.500	4.67	3374.116		3374.116	11.8	-5.7	NO		NO	bbX
4	4 200330P1-8	Standard	12.500	4.67	3531.375		3531.375	12.3	-1.4	NO		NO	bbX
5	5 200330P1-9	Standard	12.500	4.67	3499.006		3499.006	12.2	-2.3	NO		NO	bbX
6	6 200330P1-10	Standard	12.500	4.67	3579.855		3579.855	12.5	0.0	NO		NO	bb
7	7 200330P1-11	Standard	12.500	4.67	3251.185		3251.185	11.4	-9.2	NO		NO	bbX
8	8 200330P1-12	Standard	12.500	4.67	3358.262		3358.262	11.7	-6.2	NO		NO	bbX
9	9 200330P1-13	Standard	12.500	4.67	3060.613		3060.613	10.7	-14.5	NO		NO	bbX
10	10 200330P1-14	Standard	12.500	4.67	2556.325		2556.325	8.9	-28.6	NO		NO	bbX

Vista Analytical Laboratory

Dataset: D:\PFAS5.PRO\RESULTS\200330P1\200330P1-CRV.qld

Last Altered: Tuesday, March 31, 2020 09:38:04 Pacific Daylight Time
Printed: Tuesday, March 31, 2020 09:38:18 Pacific Daylight Time

Compound name: 13C8-PFOS-RSD
Response Factor: 1.01815
RRF SD: 0.0702881, Relative SD: 6.90352
Response type: Internal Std (Ref 104), Area * (IS Conc. / IS Area)
Curve type: RF

	# Name	Type	Std. Conc	RT	Area	IS Area	Response	Conc.	%Dev	Conc. Flag	CoD	CoD Flag	x=excluded
1	1 200330P1-5	Standard	12.500	4.67	3519.895	3140.643	14.009	13.8	10.1	NO		NO	bb
2	2 200330P1-6	Standard	12.500	4.67	3287.669	3233.649	12.709	12.5	-0.1	NO		NO	bb
3	3 200330P1-7	Standard	12.500	4.67	3374.116	3442.118	12.253	12.0	-3.7	NO		NO	bb
4	4 200330P1-8	Standard	12.500	4.67	3531.375	3284.428	13.440	13.2	5.6	NO		NO	bb
5	5 200330P1-9	Standard	12.500	4.67	3499.006	3476.182	12.582	12.4	-1.1	NO		NO	bb
6	6 200330P1-10	Standard	12.500	4.67	3579.855	3466.451	12.909	12.7	1.4	NO		NO	bb
7	7 200330P1-11	Standard	12.500	4.67	3251.185	3422.490	11.874	11.7	-6.7	NO		NO	bb
8	8 200330P1-12	Standard	12.500	4.67	3358.262	3092.305	13.575	13.3	6.7	NO		NO	bb
9	9 200330P1-13	Standard	12.500	4.67	3060.613	2958.806	12.930	12.7	1.6	NO		NO	bb
10	10 200330P1-14	Standard	12.500	4.67	2556.325	2908.387	10.987	10.8	-13.7	NO		NO	bb

Compound name: 13C2-PFDA-EIS
Response Factor: 1414.53
RRF SD: 0, Relative SD: 0
Response type: External Std, Area
Curve type: RF

	# Name	Type	Std. Conc	RT	Area	IS Area	Response	Conc.	%Dev	Conc. Flag	CoD	CoD Flag	x=excluded
1	1 200330P1-5	Standard	12.500	4.96	17346.818		17346.818	12.3	-1.9	NO		NO	bbX
2	2 200330P1-6	Standard	12.500	4.96	17181.959		17181.959	12.1	-2.8	NO		NO	bbX
3	3 200330P1-7	Standard	12.500	4.96	19088.227		19088.227	13.5	8.0	NO		NO	bbX
4	4 200330P1-8	Standard	12.500	4.96	18438.564		18438.564	13.0	4.3	NO		NO	bbX
5	5 200330P1-9	Standard	12.500	4.96	18136.002		18136.002	12.8	2.6	NO		NO	bbX
6	6 200330P1-10	Standard	12.500	4.97	17681.611		17681.611	12.5	0.0	NO		NO	bb
7	7 200330P1-11	Standard	12.500	4.96	17552.902		17552.902	12.4	-0.7	NO		NO	bbX
8	8 200330P1-12	Standard	12.500	4.96	17738.303		17738.303	12.5	0.3	NO		NO	bbX
9	9 200330P1-13	Standard	12.500	4.96	17207.871		17207.871	12.2	-2.7	NO		NO	bbX
10	10 200330P1-14	Standard	12.500	4.96	16002.949		16002.949	11.3	-9.5	NO		NO	bdX

Vista Analytical Laboratory

Dataset: D:\PFAS5.PRO\RESULTS\200330P1\200330P1-CRV.qld

Last Altered: Tuesday, March 31, 2020 09:38:04 Pacific Daylight Time
Printed: Tuesday, March 31, 2020 09:38:18 Pacific Daylight Time

Compound name: 13C2-PFDA-RSD
Response Factor: 0.951693
RRF SD: 0.0216385, Relative SD: 2.27368
Response type: Internal Std (Ref 105), Area * (IS Conc. / IS Area)
Curve type: RF

	# Name	Type	Std. Conc	RT	Area	IS Area	Response	Conc.	%Dev	Conc. Flag	CoD	CoD Flag	x=excluded
1	1 200330P1-5	Standard	12.500	4.96	17346.818	18110.221	11.973	12.6	0.6	NO		NO	bb
2	2 200330P1-6	Standard	12.500	4.96	17181.959	18566.574	11.568	12.2	-2.8	NO		NO	bb
3	3 200330P1-7	Standard	12.500	4.96	19088.227	19694.137	12.115	12.7	1.8	NO		NO	bb
4	4 200330P1-8	Standard	12.500	4.96	18438.564	19341.039	11.917	12.5	0.2	NO		NO	bb
5	5 200330P1-9	Standard	12.500	4.96	18136.002	19029.410	11.913	12.5	0.1	NO		NO	bb
6	6 200330P1-10	Standard	12.500	4.97	17681.611	19554.184	11.303	11.9	-5.0	NO		NO	bb
7	7 200330P1-11	Standard	12.500	4.96	17552.902	18207.469	12.051	12.7	1.3	NO		NO	bb
8	8 200330P1-12	Standard	12.500	4.96	17738.303	18636.125	11.898	12.5	0.0	NO		NO	bb
9	9 200330P1-13	Standard	12.500	4.96	17207.871	17930.844	11.996	12.6	0.8	NO		NO	bb
10	10 200330P1-14	Standard	12.500	4.96	15876.644	16229.639	12.228	12.8	2.8	NO		NO	MM

Compound name: 13C2-8:2 FTS-EIS
Response Factor: 106.666
RRF SD: 0, Relative SD: 0
Response type: External Std, Area
Curve type: RF

	# Name	Type	Std. Conc	RT	Area	IS Area	Response	Conc.	%Dev	Conc. Flag	CoD	CoD Flag	x=excluded
1	1 200330P1-5	Standard	12.500	4.93	1307.435		1307.435	12.3	-1.9	NO		NO	bbX
2	2 200330P1-6	Standard	12.500	4.93	1349.054		1349.054	12.6	1.2	NO		NO	bbX
3	3 200330P1-7	Standard	12.500	4.93	1388.741		1388.741	13.0	4.2	NO		NO	bbX
4	4 200330P1-8	Standard	12.500	4.93	1336.846		1336.846	12.5	0.3	NO		NO	bbX
5	5 200330P1-9	Standard	12.500	4.93	1337.736		1337.736	12.5	0.3	NO		NO	bbX
6	6 200330P1-10	Standard	12.500	4.93	1333.323		1333.323	12.5	0.0	NO		NO	bb
7	7 200330P1-11	Standard	12.500	4.93	1399.388		1399.388	13.1	5.0	NO		NO	bbX
8	8 200330P1-12	Standard	12.500	4.93	1178.305		1178.305	11.0	-11.6	NO		NO	bbX
9	9 200330P1-13	Standard	12.500	4.93	1161.059		1161.059	10.9	-12.9	NO		NO	MMX
10	10 200330P1-14	Standard	12.500	4.93	1086.126		1086.126	10.2	-18.5	NO		NO	bbX

Dataset: D:\PFAS5.PRO\RESULTS\200330P1\200330P1-CRV.qld

Last Altered: Tuesday, March 31, 2020 09:38:04 Pacific Daylight Time
Printed: Tuesday, March 31, 2020 09:38:18 Pacific Daylight Time

Compound name: 13C2-8:2 FTS-RSD
Response Factor: 0.396928
RRF SD: 0.015614, Relative SD: 3.93372
Response type: Internal Std (Ref 104), Area * (IS Conc. / IS Area)
Curve type: RF

	# Name	Type	Std. Conc	RT	Area	IS Area	Response	Conc.	%Dev	Conc. Flag	CoD	CoD Flag	x=excluded
1	1 200330P1-5	Standard	12.500	4.93	1307.435	3140.643	5.204	13.1	4.9	NO		NO	bb
2	2 200330P1-6	Standard	12.500	4.93	1349.054	3233.649	5.215	13.1	5.1	NO		NO	bb
3	3 200330P1-7	Standard	12.500	4.93	1388.741	3442.118	5.043	12.7	1.6	NO		NO	bb
4	4 200330P1-8	Standard	12.500	4.93	1336.846	3284.428	5.088	12.8	2.5	NO		NO	bb
5	5 200330P1-9	Standard	12.500	4.93	1337.736	3476.182	4.810	12.1	-3.0	NO		NO	bb
6	6 200330P1-10	Standard	12.500	4.93	1333.323	3466.451	4.808	12.1	-3.1	NO		NO	bb
7	7 200330P1-11	Standard	12.500	4.93	1399.388	3422.490	5.111	12.9	3.0	NO		NO	bb
8	8 200330P1-12	Standard	12.500	4.93	1178.305	3092.305	4.763	12.0	-4.0	NO		NO	bb
9	9 200330P1-13	Standard	12.500	4.93	1161.247	2958.806	4.906	12.4	-1.1	NO		NO	MM
10	10 200330P1-14	Standard	12.500	4.93	1086.126	2908.387	4.668	11.8	-5.9	NO		NO	bb

Compound name: d3-N-MeFOSAA-EIS
Response Factor: 192.456
RRF SD: 0, Relative SD: 0
Response type: External Std, Area
Curve type: RF

	# Name	Type	Std. Conc	RT	Area	IS Area	Response	Conc.	%Dev	Conc. Flag	CoD	CoD Flag	x=excluded
1	1 200330P1-5	Standard	12.500	5.11	1960.697		1960.697	10.2	-18.5	NO		NO	bbX
2	2 200330P1-6	Standard	12.500	5.11	2459.740		2459.740	12.8	2.2	NO		NO	bbX
3	3 200330P1-7	Standard	12.500	5.11	2423.517		2423.517	12.6	0.7	NO		NO	bbX
4	4 200330P1-8	Standard	12.500	5.11	2399.503		2399.503	12.5	-0.3	NO		NO	bbX
5	5 200330P1-9	Standard	12.500	5.11	2445.638		2445.638	12.7	1.7	NO		NO	bbX
6	6 200330P1-10	Standard	12.500	5.11	2405.696		2405.696	12.5	0.0	NO		NO	bb
7	7 200330P1-11	Standard	12.500	5.11	2180.172		2180.172	11.3	-9.4	NO		NO	bbX
8	8 200330P1-12	Standard	12.500	5.11	2633.895		2633.895	13.7	9.5	NO		NO	bbX
9	9 200330P1-13	Standard	12.500	5.11	2535.464		2535.464	13.2	5.4	NO		NO	bbX
10	10 200330P1-14	Standard	12.500	5.11	2425.965		2425.965	12.6	0.8	NO		NO	bbX

Dataset: D:\PFAS5.PRO\RESULTS\200330P1\200330P1-CRV.qld

Last Altered: Tuesday, March 31, 2020 09:38:04 Pacific Daylight Time
Printed: Tuesday, March 31, 2020 09:38:18 Pacific Daylight Time

Compound name: d3-N-MeFOSAA-RSD
Response Factor: 0.124398
RRF SD: 0.0129359, Relative SD: 10.3988
Response type: Internal Std (Ref 106), Area * (IS Conc. / IS Area)
Curve type: RF

	# Name	Type	Std. Conc	RT	Area	IS Area	Response	Conc.	%Dev	Conc. Flag	CoD	CoD Flag	x=excluded
1	1 200330P1-5	Standard	12.500	5.11	1960.697	18798.875	1.304	10.5	-16.2	NO		NO	bb
2	2 200330P1-6	Standard	12.500	5.11	2459.740	19370.613	1.587	12.8	2.1	NO		NO	bb
3	3 200330P1-7	Standard	12.500	5.11	2423.517	19859.150	1.525	12.3	-1.9	NO		NO	bb
4	4 200330P1-8	Standard	12.500	5.11	2399.503	20998.895	1.428	11.5	-8.1	NO		NO	bb
5	5 200330P1-9	Standard	12.500	5.11	2445.638	19756.057	1.547	12.4	-0.5	NO		NO	bb
6	6 200330P1-10	Standard	12.500	5.11	2405.696	20277.270	1.483	11.9	-4.6	NO		NO	bb
7	7 200330P1-11	Standard	12.500	5.11	2180.172	19389.502	1.406	11.3	-9.6	NO		NO	bb
8	8 200330P1-12	Standard	12.500	5.11	2633.895	19285.691	1.707	13.7	9.8	NO		NO	bb
9	9 200330P1-13	Standard	12.500	5.11	2535.464	18062.117	1.755	14.1	12.8	NO		NO	bb
10	10 200330P1-14	Standard	12.500	5.11	2425.965	16779.709	1.807	14.5	16.2	NO		NO	bb

Compound name: 13C2-PFUdA-EIS
Response Factor: 1658.51
RRF SD: 0, Relative SD: 0
Response type: External Std, Area
Curve type: RF

	# Name	Type	Std. Conc	RT	Area	IS Area	Response	Conc.	%Dev	Conc. Flag	CoD	CoD Flag	x=excluded
1	1 200330P1-5	Standard	12.500	5.29	19293.094		19293.094	11.6	-6.9	NO		NO	bbX
2	2 200330P1-6	Standard	12.500	5.29	19636.568		19636.568	11.8	-5.3	NO		NO	bbX
3	3 200330P1-7	Standard	12.500	5.29	20593.855		20593.855	12.4	-0.7	NO		NO	bbX
4	4 200330P1-8	Standard	12.500	5.29	20051.076		20051.076	12.1	-3.3	NO		NO	bbX
5	5 200330P1-9	Standard	12.500	5.29	18864.711		18864.711	11.4	-9.0	NO		NO	bbX
6	6 200330P1-10	Standard	12.500	5.29	20731.389		20731.389	12.5	0.0	NO		NO	bb
7	7 200330P1-11	Standard	12.500	5.29	20085.287		20085.287	12.1	-3.1	NO		NO	bbX
8	8 200330P1-12	Standard	12.500	5.29	19668.568		19668.568	11.9	-5.1	NO		NO	bbX
9	9 200330P1-13	Standard	12.500	5.29	18784.480		18784.480	11.3	-9.4	NO		NO	bbX
10	10 200330P1-14	Standard	12.500	5.29	18048.623		18048.623	10.9	-12.9	NO		NO	bbX

Dataset: D:\PFAS5.PRO\RESULTS\200330P1\200330P1-CRV.qld

Last Altered: Tuesday, March 31, 2020 09:38:04 Pacific Daylight Time
Printed: Tuesday, March 31, 2020 09:38:18 Pacific Daylight Time

Compound name: 13C2-PFUdA-RSD
Response Factor: 1.01805
RRF SD: 0.0373637, Relative SD: 3.67012
Response type: Internal Std (Ref 106), Area * (IS Conc. / IS Area)
Curve type: RF

	# Name	Type	Std. Conc	RT	Area	IS Area	Response	Conc.	%Dev	Conc. Flag	CoD	CoD Flag	x=excluded
1	1 200330P1-5	Standard	12.500	5.29	19293.094	18798.875	12.829	12.6	0.8	NO		NO	bb
2	2 200330P1-6	Standard	12.500	5.29	19636.568	19370.613	12.672	12.4	-0.4	NO		NO	bb
3	3 200330P1-7	Standard	12.500	5.29	20593.855	19859.150	12.962	12.7	1.9	NO		NO	bb
4	4 200330P1-8	Standard	12.500	5.29	20051.076	20998.895	11.936	11.7	-6.2	NO		NO	bb
5	5 200330P1-9	Standard	12.500	5.29	18864.711	19756.057	11.936	11.7	-6.2	NO		NO	bb
6	6 200330P1-10	Standard	12.500	5.29	20731.389	20277.270	12.780	12.6	0.4	NO		NO	bb
7	7 200330P1-11	Standard	12.500	5.29	20085.287	19389.502	12.949	12.7	1.8	NO		NO	bb
8	8 200330P1-12	Standard	12.500	5.29	19668.568	19285.691	12.748	12.5	0.2	NO		NO	bb
9	9 200330P1-13	Standard	12.500	5.29	18784.480	18062.117	13.000	12.8	2.2	NO		NO	bb
10	10 200330P1-14	Standard	12.500	5.29	18048.623	16779.709	13.445	13.2	5.7	NO		NO	bb

Compound name: d5-N-EtFOSAA-EIS
Response Factor: 358.405
RRF SD: 0, Relative SD: 0
Response type: External Std, Area
Curve type: RF

	# Name	Type	Std. Conc	RT	Area	IS Area	Response	Conc.	%Dev	Conc. Flag	CoD	CoD Flag	x=excluded
1	1 200330P1-5	Standard	12.500	5.27	3761.900		3761.900	10.5	-16.0	NO		NO	bbX
2	2 200330P1-6	Standard	12.500	5.27	4168.960		4168.960	11.6	-6.9	NO		NO	bbX
3	3 200330P1-7	Standard	12.500	5.27	4005.700		4005.700	11.2	-10.6	NO		NO	bbX
4	4 200330P1-8	Standard	12.500	5.27	4382.356		4382.356	12.2	-2.2	NO		NO	bbX
5	5 200330P1-9	Standard	12.500	5.27	4177.357		4177.357	11.7	-6.8	NO		NO	bbX
6	6 200330P1-10	Standard	12.500	5.27	4480.065		4480.065	12.5	0.0	NO		NO	bb
7	7 200330P1-11	Standard	12.500	5.27	3670.956		3670.956	10.2	-18.1	NO		NO	bbX
8	8 200330P1-12	Standard	12.500	5.27	3780.678		3780.678	10.5	-15.6	NO		NO	bbX
9	9 200330P1-13	Standard	12.500	5.27	3430.949		3430.949	9.6	-23.4	NO		NO	bbX
10	10 200330P1-14	Standard	12.500	5.27	3264.169		3264.169	9.1	-27.1	NO		NO	bbX

Dataset: D:\PFAS5.PRO\RESULTS\200330P1\200330P1-CRV.qld

Last Altered: Tuesday, March 31, 2020 09:38:04 Pacific Daylight Time
Printed: Tuesday, March 31, 2020 09:38:18 Pacific Daylight Time

Compound name: d5-N-EtFOSAA-RSD
Response Factor: 0.202797
RRF SD: 0.0108627, Relative SD: 5.35647
Response type: Internal Std (Ref 106), Area * (IS Conc. / IS Area)
Curve type: RF

	#	Name	Type	Std. Conc	RT	Area	IS Area	Response	Conc.	%Dev	Conc. Flag	CoD	CoD Flag	x=excluded
1	1	200330P1-5	Standard	12.500	5.27	3761.900	18798.875	2.501	12.3	-1.3	NO		NO	bb
2	2	200330P1-6	Standard	12.500	5.27	4168.960	19370.613	2.690	13.3	6.1	NO		NO	bb
3	3	200330P1-7	Standard	12.500	5.27	4005.700	19859.150	2.521	12.4	-0.5	NO		NO	bb
4	4	200330P1-8	Standard	12.500	5.27	4382.356	20998.895	2.609	12.9	2.9	NO		NO	bb
5	5	200330P1-9	Standard	12.500	5.27	4177.357	19756.057	2.643	13.0	4.3	NO		NO	bb
6	6	200330P1-10	Standard	12.500	5.27	4480.065	20277.270	2.762	13.6	8.9	NO		NO	bb
7	7	200330P1-11	Standard	12.500	5.27	3670.956	19389.502	2.367	11.7	-6.6	NO		NO	bb
8	8	200330P1-12	Standard	12.500	5.27	3780.678	19285.691	2.450	12.1	-3.3	NO		NO	bb
9	9	200330P1-13	Standard	12.500	5.27	3430.949	18062.117	2.374	11.7	-6.3	NO		NO	bb
10	10	200330P1-14	Standard	12.500	5.27	3264.169	16779.709	2.432	12.0	-4.1	NO		NO	bb

Compound name: 13C2-PFDoA-EIS
Response Factor: 1454.24
RRF SD: 0, Relative SD: 0
Response type: External Std, Area
Curve type: RF

	#	Name	Type	Std. Conc	RT	Area	IS Area	Response	Conc.	%Dev	Conc. Flag	CoD	CoD Flag	x=excluded
1	1	200330P1-5	Standard	12.500	5.58	18650.170		18650.170	12.8	2.6	NO		NO	bbX
2	2	200330P1-6	Standard	12.500	5.58	18071.049		18071.049	12.4	-0.6	NO		NO	bbX
3	3	200330P1-7	Standard	12.500	5.58	18936.449		18936.449	13.0	4.2	NO		NO	bbX
4	4	200330P1-8	Standard	12.500	5.58	19401.520		19401.520	13.3	6.7	NO		NO	bbX
5	5	200330P1-9	Standard	12.500	5.58	19912.914		19912.914	13.7	9.5	NO		NO	bbX
6	6	200330P1-10	Standard	12.500	5.58	18178.051		18178.051	12.5	0.0	NO		NO	bb
7	7	200330P1-11	Standard	12.500	5.58	17574.094		17574.094	12.1	-3.3	NO		NO	bbX
8	8	200330P1-12	Standard	12.500	5.58	18812.158		18812.158	12.9	3.5	NO		NO	bbX
9	9	200330P1-13	Standard	12.500	5.58	17437.012		17437.012	12.0	-4.1	NO		NO	bbX
10	10	200330P1-14	Standard	12.500	5.58	17526.049		17526.049	12.1	-3.6	NO		NO	bbX

Dataset: D:\PFAS5.PRO\RESULTS\200330P1\200330P1-CRV.qld

Last Altered: Tuesday, March 31, 2020 09:38:04 Pacific Daylight Time
Printed: Tuesday, March 31, 2020 09:38:18 Pacific Daylight Time

Compound name: 13C2-PFDoA-RSD
Response Factor: 0.997083
RRF SD: 0.045403, Relative SD: 4.55358
Response type: Internal Std (Ref 105), Area * (IS Conc. / IS Area)
Curve type: RF

	#	Name	Type	Std. Conc	RT	Area	IS Area	Response	Conc.	%Dev	Conc. Flag	CoD	CoD Flag	x=excluded
1	1	200330P1-5	Standard	12.500	5.58	18650.170	18110.221	12.873	12.9	3.3	NO		NO	bb
2	2	200330P1-6	Standard	12.500	5.58	18071.049	18566.574	12.166	12.2	-2.4	NO		NO	bb
3	3	200330P1-7	Standard	12.500	5.58	18936.449	19694.137	12.019	12.1	-3.6	NO		NO	bb
4	4	200330P1-8	Standard	12.500	5.58	19401.520	19341.039	12.539	12.6	0.6	NO		NO	bb
5	5	200330P1-9	Standard	12.500	5.58	19912.914	19029.410	13.080	13.1	4.9	NO		NO	bb
6	6	200330P1-10	Standard	12.500	5.58	18178.051	19554.184	11.620	11.7	-6.8	NO		NO	bb
7	7	200330P1-11	Standard	12.500	5.58	17574.094	18207.469	12.065	12.1	-3.2	NO		NO	bb
8	8	200330P1-12	Standard	12.500	5.58	18812.158	18636.125	12.618	12.7	1.2	NO		NO	bb
9	9	200330P1-13	Standard	12.500	5.58	17437.012	17930.844	12.156	12.2	-2.5	NO		NO	bb
10	10	200330P1-14	Standard	12.500	5.58	17526.049	16229.639	13.498	13.5	8.3	NO		NO	bb

Compound name: 13C2-10:2 FTS-EIS
Response Factor: 92.5482
RRF SD: 0, Relative SD: 0
Response type: External Std, Area
Curve type: RF

	#	Name	Type	Std. Conc	RT	Area	IS Area	Response	Conc.	%Dev	Conc. Flag	CoD	CoD Flag	x=excluded
1	1	200330P1-5	Standard	12.500	5.56	1186.745		1186.745	12.8	2.6	NO		NO	bbX
2	2	200330P1-6	Standard	12.500	5.56	1144.497		1144.497	12.4	-1.1	NO		NO	bbX
3	3	200330P1-7	Standard	12.500	5.56	1169.914		1169.914	12.6	1.1	NO		NO	bbX
4	4	200330P1-8	Standard	12.500	5.56	1152.098		1152.098	12.4	-0.4	NO		NO	bbX
5	5	200330P1-9	Standard	12.500	5.56	1367.424		1367.424	14.8	18.2	NO		NO	bbX
6	6	200330P1-10	Standard	12.500	5.56	1156.853		1156.853	12.5	0.0	NO		NO	bb
7	7	200330P1-11	Standard	12.500	5.56	1055.728		1055.728	11.4	-8.7	NO		NO	bbX
8	8	200330P1-12	Standard	12.500	5.56	933.794		933.794	10.1	-19.3	NO		NO	MMX
9	9	200330P1-13	Standard	12.500	5.56	905.034		905.034	9.8	-21.8	NO		NO	bbX
10	10	200330P1-14	Standard	12.500	5.55	888.024		888.024	9.6	-23.2	NO		NO	MMX

Dataset: D:\PFAS5.PRO\RESULTS\200330P1\200330P1-CRV.qld

Last Altered: Tuesday, March 31, 2020 09:38:04 Pacific Daylight Time
Printed: Tuesday, March 31, 2020 09:38:18 Pacific Daylight Time

Compound name: 13C2-10:2 FTS-RSD
Response Factor: 0.337168
RRF SD: 0.0321907, Relative SD: 9.54738
Response type: Internal Std (Ref 104), Area * (IS Conc. / IS Area)
Curve type: RF

	# Name	Type	Std. Conc	RT	Area	IS Area	Response	Conc.	%Dev	Conc. Flag	CoD	CoD Flag	x=excluded
1	1 200330P1-5	Standard	12.500	5.56	1186.745	3140.643	4.723	14.0	12.1	NO		NO	bb
2	2 200330P1-6	Standard	12.500	5.56	1144.497	3233.649	4.424	13.1	5.0	NO		NO	bb
3	3 200330P1-7	Standard	12.500	5.56	1169.914	3442.118	4.249	12.6	0.8	NO		NO	bb
4	4 200330P1-8	Standard	12.500	5.56	1152.098	3284.428	4.385	13.0	4.0	NO		NO	bb
5	5 200330P1-9	Standard	12.500	5.56	1367.424	3476.182	4.917	14.6	16.7	NO		NO	bb
6	6 200330P1-10	Standard	12.500	5.56	1156.853	3466.451	4.172	12.4	-1.0	NO		NO	bb
7	7 200330P1-11	Standard	12.500	5.56	1055.728	3422.490	3.856	11.4	-8.5	NO		NO	bb
8	8 200330P1-12	Standard	12.500	5.56	933.519	3092.305	3.774	11.2	-10.5	NO		NO	MM
9	9 200330P1-13	Standard	12.500	5.56	905.034	2958.806	3.823	11.3	-9.3	NO		NO	bb
10	10 200330P1-14	Standard	12.500	5.55	889.659	2908.387	3.824	11.3	-9.3	NO		NO	MM

Compound name: d3-N-MeFOSA-EIS
Response Factor: 128.432
RRF SD: 0, Relative SD: 0
Response type: External Std, Area
Curve type: RF

	# Name	Type	Std. Conc	RT	Area	IS Area	Response	Conc.	%Dev	Conc. Flag	CoD	CoD Flag	x=excluded
1	1 200330P1-5	Standard	149.200	5.65	18689.691		18689.691	145.5	-2.5	NO		NO	bbX
2	2 200330P1-6	Standard	149.200	5.65	19187.602		19187.602	149.4	0.1	NO		NO	bbX
3	3 200330P1-7	Standard	149.200	5.65	18914.156		18914.156	147.3	-1.3	NO		NO	bbX
4	4 200330P1-8	Standard	149.200	5.65	19124.926		19124.926	148.9	-0.2	NO		NO	bbX
5	5 200330P1-9	Standard	149.200	5.65	19209.598		19209.598	149.6	0.2	NO		NO	bbX
6	6 200330P1-10	Standard	149.200	5.66	19162.086		19162.086	149.2	0.0	NO		NO	bb
7	7 200330P1-11	Standard	149.200	5.66	19226.070		19226.070	149.7	0.3	NO		NO	bbX
8	8 200330P1-12	Standard	149.200	5.66	18169.385		18169.385	141.5	-5.2	NO		NO	bbX
9	9 200330P1-13	Standard	149.200	5.66	18455.605		18455.605	143.7	-3.7	NO		NO	bbX
10	10 200330P1-14	Standard	149.200	5.65	18652.982		18652.982	145.2	-2.7	NO		NO	bbX

Dataset: D:\PFAS5.PRO\RESULTS\200330P1\200330P1-CRV.qld

Last Altered: Tuesday, March 31, 2020 09:38:04 Pacific Daylight Time
Printed: Tuesday, March 31, 2020 09:38:18 Pacific Daylight Time

Compound name: d3-N-MeFOSA-RSD
Response Factor: 0.0823758
RRF SD: 0.00464714, Relative SD: 5.64139
Response type: Internal Std (Ref 106), Area * (IS Conc. / IS Area)
Curve type: RF

	# Name	Type	Std. Conc	RT	Area	IS Area	Response	Conc.	%Dev	Conc. Flag	CoD	CoD Flag	x=excluded
1	1 200330P1-5	Standard	149.200	5.65	18689.691	18798.875	12.427	150.9	1.1	NO		NO	bb
2	2 200330P1-6	Standard	149.200	5.65	19187.602	19370.613	12.382	150.3	0.7	NO		NO	bb
3	3 200330P1-7	Standard	149.200	5.65	18914.156	19859.150	11.905	144.5	-3.1	NO		NO	bb
4	4 200330P1-8	Standard	149.200	5.65	19124.926	20998.895	11.384	138.2	-7.4	NO		NO	bb
5	5 200330P1-9	Standard	149.200	5.65	19209.598	19756.057	12.154	147.5	-1.1	NO		NO	bb
6	6 200330P1-10	Standard	149.200	5.66	19162.086	20277.270	11.813	143.4	-3.9	NO		NO	bb
7	7 200330P1-11	Standard	149.200	5.66	19226.070	19389.502	12.395	150.5	0.8	NO		NO	bb
8	8 200330P1-12	Standard	149.200	5.66	18169.385	19285.691	11.776	143.0	-4.2	NO		NO	bb
9	9 200330P1-13	Standard	149.200	5.66	18455.605	18062.117	12.772	155.0	3.9	NO		NO	bb
10	10 200330P1-14	Standard	149.200	5.65	18652.982	16779.709	13.895	168.7	13.1	NO		NO	bb

Compound name: 13C2-PFTeDA-EIS
Response Factor: 1546.56
RRF SD: 0, Relative SD: 0
Response type: External Std, Area
Curve type: RF

	# Name	Type	Std. Conc	RT	Area	IS Area	Response	Conc.	%Dev	Conc. Flag	CoD	CoD Flag	x=excluded
1	1 200330P1-5	Standard	12.500	6.04	19260.859		19260.859	12.5	-0.4	NO		NO	bbX
2	2 200330P1-6	Standard	12.500	6.04	19038.014		19038.014	12.3	-1.5	NO		NO	bbX
3	3 200330P1-7	Standard	12.500	6.04	19860.836		19860.836	12.8	2.7	NO		NO	bbX
4	4 200330P1-8	Standard	12.500	6.04	20063.809		20063.809	13.0	3.8	NO		NO	bbX
5	5 200330P1-9	Standard	12.500	6.04	20682.324		20682.324	13.4	7.0	NO		NO	bbX
6	6 200330P1-10	Standard	12.500	6.05	19331.963		19331.963	12.5	0.0	NO		NO	bb
7	7 200330P1-11	Standard	12.500	6.04	18954.248		18954.248	12.3	-2.0	NO		NO	bbX
8	8 200330P1-12	Standard	12.500	6.04	18886.338		18886.338	12.2	-2.3	NO		NO	bbX
9	9 200330P1-13	Standard	12.500	6.04	17594.160		17594.160	11.4	-9.0	NO		NO	bbX
10	10 200330P1-14	Standard	12.500	6.04	17476.033		17476.033	11.3	-9.6	NO		NO	bbX

Dataset: D:\PFAS5.PRO\RESULTS\200330P1\200330P1-CRV.qld

Last Altered: Tuesday, March 31, 2020 09:38:04 Pacific Daylight Time
Printed: Tuesday, March 31, 2020 09:38:18 Pacific Daylight Time

Compound name: 13C2-PFTeDA-RSD
Response Factor: 0.993566
RRF SD: 0.0336077, Relative SD: 3.38254
Response type: Internal Std (Ref 106), Area * (IS Conc. / IS Area)
Curve type: RF

	#	Name	Type	Std. Conc	RT	Area	IS Area	Response	Conc.	%Dev	Conc. Flag	CoD	CoD Flag	x=excluded
1	1	200330P1-5	Standard	12.500	6.04	19260.859	18798.875	12.807	12.9	3.1	NO		NO	bb
2	2	200330P1-6	Standard	12.500	6.04	19038.014	19370.613	12.285	12.4	-1.1	NO		NO	bb
3	3	200330P1-7	Standard	12.500	6.04	19860.836	19859.150	12.501	12.6	0.7	NO		NO	bb
4	4	200330P1-8	Standard	12.500	6.04	20063.809	20998.895	11.943	12.0	-3.8	NO		NO	bb
5	5	200330P1-9	Standard	12.500	6.04	20682.324	19756.057	13.086	13.2	5.4	NO		NO	bb
6	6	200330P1-10	Standard	12.500	6.05	19331.963	20277.270	11.917	12.0	-4.0	NO		NO	bb
7	7	200330P1-11	Standard	12.500	6.04	18954.248	19389.502	12.219	12.3	-1.6	NO		NO	bb
8	8	200330P1-12	Standard	12.500	6.04	18886.338	19285.691	12.241	12.3	-1.4	NO		NO	bb
9	9	200330P1-13	Standard	12.500	6.04	17594.160	18062.117	12.176	12.3	-2.0	NO		NO	bb
10	10	200330P1-14	Standard	12.500	6.04	17476.033	16779.709	13.019	13.1	4.8	NO		NO	bb

Compound name: d5-N-ETFOSA-EIS
Response Factor: 203.4
RRF SD: 0, Relative SD: 0
Response type: External Std, Area
Curve type: RF

	#	Name	Type	Std. Conc	RT	Area	IS Area	Response	Conc.	%Dev	Conc. Flag	CoD	CoD Flag	x=excluded
1	1	200330P1-5	Standard	149.200	6.10	30189.715		30189.715	148.4	-0.5	NO		NO	bbX
2	2	200330P1-6	Standard	149.200	6.10	29765.545		29765.545	146.3	-1.9	NO		NO	bbX
3	3	200330P1-7	Standard	149.200	6.10	30717.605		30717.605	151.0	1.2	NO		NO	bbX
4	4	200330P1-8	Standard	149.200	6.10	30678.793		30678.793	150.8	1.1	NO		NO	bbX
5	5	200330P1-9	Standard	149.200	6.10	30739.555		30739.555	151.1	1.3	NO		NO	bbX
6	6	200330P1-10	Standard	149.200	6.10	30347.260		30347.260	149.2	0.0	NO		NO	bb
7	7	200330P1-11	Standard	149.200	6.10	29823.441		29823.441	146.6	-1.7	NO		NO	bbX
8	8	200330P1-12	Standard	149.200	6.10	28656.791		28656.791	140.9	-5.6	NO		NO	bbX
9	9	200330P1-13	Standard	149.200	6.10	27611.893		27611.893	135.8	-9.0	NO		NO	bbX
10	10	200330P1-14	Standard	149.200	6.10	25096.676		25096.676	123.4	-17.3	NO		NO	bbX

Dataset: D:\PFAS5.PRO\RESULTS\200330P1\200330P1-CRV.qld

Last Altered: Tuesday, March 31, 2020 09:38:04 Pacific Daylight Time
Printed: Tuesday, March 31, 2020 09:38:18 Pacific Daylight Time

Compound name: d5-N-ETFOSA-RSD
Response Factor: 0.127776
RRF SD: 0.00348783, Relative SD: 2.72965
Response type: Internal Std (Ref 106), Area * (IS Conc. / IS Area)
Curve type: RF

	#	Name	Type	Std. Conc	RT	Area	IS Area	Response	Conc.	%Dev	Conc. Flag	CoD	CoD Flag	x=excluded
1	1	200330P1-5	Standard	149.200	6.10	30189.715	18798.875	20.074	157.1	5.3	NO		NO	bb
2	2	200330P1-6	Standard	149.200	6.10	29765.545	19370.613	19.208	150.3	0.8	NO		NO	bb
3	3	200330P1-7	Standard	149.200	6.10	30717.605	19859.150	19.335	151.3	1.4	NO		NO	bb
4	4	200330P1-8	Standard	149.200	6.10	30678.793	20998.895	18.262	142.9	-4.2	NO		NO	bb
5	5	200330P1-9	Standard	149.200	6.10	30739.555	19756.057	19.449	152.2	2.0	NO		NO	bb
6	6	200330P1-10	Standard	149.200	6.10	30347.260	20277.270	18.708	146.4	-1.9	NO		NO	bb
7	7	200330P1-11	Standard	149.200	6.10	29823.441	19389.502	19.227	150.5	0.9	NO		NO	bb
8	8	200330P1-12	Standard	149.200	6.10	28656.791	19285.691	18.574	145.4	-2.6	NO		NO	bb
9	9	200330P1-13	Standard	149.200	6.10	27611.893	18062.117	19.109	149.6	0.2	NO		NO	bb
10	10	200330P1-14	Standard	149.200	6.10	25096.676	16779.709	18.696	146.3	-1.9	NO		NO	bb

Compound name: 13C2-PFHxDA-EIS
Response Factor: 2279.77
RRF SD: 0, Relative SD: 0
Response type: External Std, Area
Curve type: RF

	#	Name	Type	Std. Conc	RT	Area	IS Area	Response	Conc.	%Dev	Conc. Flag	CoD	CoD Flag	x=excluded
1	1	200330P1-5	Standard	12.500	6.38	29480.596		29480.596	12.9	3.5	NO		NO	bbX
2	2	200330P1-6	Standard	12.500	6.38	28667.547		28667.547	12.6	0.6	NO		NO	bbX
3	3	200330P1-7	Standard	12.500	6.38	30855.797		30855.797	13.5	8.3	NO		NO	bbX
4	4	200330P1-8	Standard	12.500	6.38	30634.059		30634.059	13.4	7.5	NO		NO	bbX
5	5	200330P1-9	Standard	12.500	6.38	30384.814		30384.814	13.3	6.6	NO		NO	bbX
6	6	200330P1-10	Standard	12.500	6.38	28497.100		28497.100	12.5	0.0	NO		NO	bb
7	7	200330P1-11	Standard	12.500	6.38	29490.865		29490.865	12.9	3.5	NO		NO	bbX
8	8	200330P1-12	Standard	12.500	6.38	28653.344		28653.344	12.6	0.5	NO		NO	bbX
9	9	200330P1-13	Standard	12.500	6.38	27050.309		27050.309	11.9	-5.1	NO		NO	bbX
10	10	200330P1-14	Standard	12.500	6.38	24912.869		24912.869	10.9	-12.6	NO		NO	bbX

Dataset: D:\PFAS5.PRO\RESULTS\200330P1\200330P1-CRV.qld

Last Altered: Tuesday, March 31, 2020 09:38:04 Pacific Daylight Time
Printed: Tuesday, March 31, 2020 09:38:18 Pacific Daylight Time

Compound name: 13C2-PFHxDA-RSD
Response Factor: 1.49931
RRF SD: 0.0482041, Relative SD: 3.21508
Response type: Internal Std (Ref 106), Area * (IS Conc. / IS Area)
Curve type: RF

	# Name	Type	Std. Conc	RT	Area	IS Area	Response	Conc.	%Dev	Conc. Flag	CoD	CoD Flag	x=excluded
1	1 200330P1-5	Standard	12.500	6.38	29480.596	18798.875	19.603	13.1	4.6	NO		NO	bb
2	2 200330P1-6	Standard	12.500	6.38	28667.547	19370.613	18.499	12.3	-1.3	NO		NO	bb
3	3 200330P1-7	Standard	12.500	6.38	30855.797	19859.150	19.422	13.0	3.6	NO		NO	bb
4	4 200330P1-8	Standard	12.500	6.38	30634.059	20998.895	18.236	12.2	-2.7	NO		NO	bb
5	5 200330P1-9	Standard	12.500	6.38	30384.814	19756.057	19.225	12.8	2.6	NO		NO	bb
6	6 200330P1-10	Standard	12.500	6.38	28497.100	20277.270	17.567	11.7	-6.3	NO		NO	bb
7	7 200330P1-11	Standard	12.500	6.38	29490.865	19389.502	19.012	12.7	1.4	NO		NO	bb
8	8 200330P1-12	Standard	12.500	6.38	28653.344	19285.691	18.572	12.4	-0.9	NO		NO	bb
9	9 200330P1-13	Standard	12.500	6.38	27050.309	18062.117	18.720	12.5	-0.1	NO		NO	bb
10	10 200330P1-14	Standard	12.500	6.38	24912.869	16779.709	18.559	12.4	-1.0	NO		NO	bb

Compound name: d7-N-MeFOSE-EIS
Response Factor: 174.86
RRF SD: 0, Relative SD: 0
Response type: External Std, Area
Curve type: RF

	# Name	Type	Std. Conc	RT	Area	IS Area	Response	Conc.	%Dev	Conc. Flag	CoD	CoD Flag	x=excluded
1	1 200330P1-5	Standard	149.200	6.30	25653.848		25653.848	146.7	-1.7	NO		NO	bbX
2	2 200330P1-6	Standard	149.200	6.30	25513.984		25513.984	145.9	-2.2	NO		NO	bbX
3	3 200330P1-7	Standard	149.200	6.30	26017.064		26017.064	148.8	-0.3	NO		NO	bbX
4	4 200330P1-8	Standard	149.200	6.30	26363.795		26363.795	150.8	1.1	NO		NO	bbX
5	5 200330P1-9	Standard	149.200	6.30	26031.938		26031.938	148.9	-0.2	NO		NO	bbX
6	6 200330P1-10	Standard	149.200	6.30	26089.084		26089.084	149.2	0.0	NO		NO	bb
7	7 200330P1-11	Standard	149.200	6.30	26478.410		26478.410	151.4	1.5	NO		NO	bbX
8	8 200330P1-12	Standard	149.200	6.30	25636.492		25636.492	146.6	-1.7	NO		NO	bbX
9	9 200330P1-13	Standard	149.200	6.30	25580.697		25580.697	146.3	-1.9	NO		NO	bbX
10	10 200330P1-14	Standard	149.200	6.30	23893.682		23893.682	136.6	-8.4	NO		NO	bbX

Dataset: D:\PFAS5.PRO\RESULTS\200330P1\200330P1-CRV.qld

Last Altered: Tuesday, March 31, 2020 09:38:04 Pacific Daylight Time
Printed: Tuesday, March 31, 2020 09:38:18 Pacific Daylight Time

Compound name: d7-N-MeFOSE-RSD
Response Factor: 0.112155
RRF SD: 0.00451468, Relative SD: 4.02541
Response type: Internal Std (Ref 106), Area * (IS Conc. / IS Area)
Curve type: RF

	# Name	Type	Std. Conc	RT	Area	IS Area	Response	Conc.	%Dev	Conc. Flag	CoD	CoD Flag	x=excluded
1	1 200330P1-5	Standard	149.200	6.30	25653.848	18798.875	17.058	152.1	1.9	NO		NO	bb
2	2 200330P1-6	Standard	149.200	6.30	25513.984	19370.613	16.464	146.8	-1.6	NO		NO	bb
3	3 200330P1-7	Standard	149.200	6.30	26017.064	19859.150	16.376	146.0	-2.1	NO		NO	bb
4	4 200330P1-8	Standard	149.200	6.30	26363.795	20998.895	15.694	139.9	-6.2	NO		NO	bb
5	5 200330P1-9	Standard	149.200	6.30	26031.938	19756.057	16.471	146.9	-1.6	NO		NO	bb
6	6 200330P1-10	Standard	149.200	6.30	26089.084	20277.270	16.083	143.4	-3.9	NO		NO	bb
7	7 200330P1-11	Standard	149.200	6.30	26478.410	19389.502	17.070	152.2	2.0	NO		NO	bb
8	8 200330P1-12	Standard	149.200	6.30	25636.492	19285.691	16.616	148.2	-0.7	NO		NO	bb
9	9 200330P1-13	Standard	149.200	6.30	25580.697	18062.117	17.703	157.8	5.8	NO		NO	bb
10	10 200330P1-14	Standard	149.200	6.30	23893.682	16779.709	17.800	158.7	6.4	NO		NO	bb

Compound name: d9-N-EtFOSE-EIS
Response Factor: 190.492
RRF SD: 0, Relative SD: 0
Response type: External Std, Area
Curve type: RF

	# Name	Type	Std. Conc	RT	Area	IS Area	Response	Conc.	%Dev	Conc. Flag	CoD	CoD Flag	x=excluded
1	1 200330P1-5	Standard	149.200	6.45	28569.334		28569.334	150.0	0.5	NO		NO	bbX
2	2 200330P1-6	Standard	149.200	6.45	27623.424		27623.424	145.0	-2.8	NO		NO	bbX
3	3 200330P1-7	Standard	149.200	6.45	27788.885		27788.885	145.9	-2.2	NO		NO	bbX
4	4 200330P1-8	Standard	149.200	6.45	28663.305		28663.305	150.5	0.9	NO		NO	bbX
5	5 200330P1-9	Standard	149.200	6.45	29311.289		29311.289	153.9	3.1	NO		NO	bbX
6	6 200330P1-10	Standard	149.200	6.45	28421.395		28421.395	149.2	0.0	NO		NO	bb
7	7 200330P1-11	Standard	149.200	6.45	28522.613		28522.613	149.7	0.4	NO		NO	bbX
8	8 200330P1-12	Standard	149.200	6.45	28040.707		28040.707	147.2	-1.3	NO		NO	bbX
9	9 200330P1-13	Standard	149.200	6.45	27457.980		27457.980	144.1	-3.4	NO		NO	bbX
10	10 200330P1-14	Standard	149.200	6.45	27170.021		27170.021	142.6	-4.4	NO		NO	bbX

Dataset: D:\PFAS5.PRO\RESULTS\200330P1\200330P1-CRV.qld

Last Altered: Tuesday, March 31, 2020 09:38:04 Pacific Daylight Time
Printed: Tuesday, March 31, 2020 09:38:18 Pacific Daylight Time

Compound name: d9-N-EtFOSE-RSD
Response Factor: 0.12282
RRF SD: 0.00625543, Relative SD: 5.09317
Response type: Internal Std (Ref 106), Area * (IS Conc. / IS Area)
Curve type: RF

	# Name	Type	Std. Conc	RT	Area	IS Area	Response	Conc.	%Dev	Conc. Flag	CoD	CoD Flag	x=excluded
1	1 200330P1-5	Standard	149.200	6.45	28569.334	18798.875	18.997	154.7	3.7	NO		NO	bb
2	2 200330P1-6	Standard	149.200	6.45	27623.424	19370.613	17.826	145.1	-2.7	NO		NO	bb
3	3 200330P1-7	Standard	149.200	6.45	27788.885	19859.150	17.491	142.4	-4.5	NO		NO	bb
4	4 200330P1-8	Standard	149.200	6.45	28663.305	20998.895	17.062	138.9	-6.9	NO		NO	bb
5	5 200330P1-9	Standard	149.200	6.45	29311.289	19756.057	18.546	151.0	1.2	NO		NO	bb
6	6 200330P1-10	Standard	149.200	6.45	28421.395	20277.270	17.520	142.7	-4.4	NO		NO	bb
7	7 200330P1-11	Standard	149.200	6.45	28522.613	19389.502	18.388	149.7	0.3	NO		NO	bb
8	8 200330P1-12	Standard	149.200	6.45	28040.707	19285.691	18.175	148.0	-0.8	NO		NO	bb
9	9 200330P1-13	Standard	149.200	6.45	27457.980	18062.117	19.002	154.7	3.7	NO		NO	bb
10	10 200330P1-14	Standard	149.200	6.45	27170.021	16779.709	20.240	164.8	10.5	NO		NO	bb

Compound name: 13C4-PFBA
Response Factor: 1
RRF SD: 7.40149e-017, Relative SD: 7.40149e-015
Response type: Internal Std (Ref 99), Area * (IS Conc. / IS Area)
Curve type: RF

	# Name	Type	Std. Conc	RT	Area	IS Area	Response	Conc.	%Dev	Conc. Flag	CoD	CoD Flag	x=excluded
1	1 200330P1-5	Standard	12.500	1.27	8391.803	8391.803	12.500	12.5	0.0	NO		NO	bb
2	2 200330P1-6	Standard	12.500	1.27	8613.122	8613.122	12.500	12.5	0.0	NO		NO	bb
3	3 200330P1-7	Standard	12.500	1.27	8506.433	8506.433	12.500	12.5	0.0	NO		NO	bb
4	4 200330P1-8	Standard	12.500	1.27	8588.487	8588.487	12.500	12.5	0.0	NO		NO	bb
5	5 200330P1-9	Standard	12.500	1.29	8532.312	8532.312	12.500	12.5	0.0	NO		NO	bb
6	6 200330P1-10	Standard	12.500	1.27	8479.995	8479.995	12.500	12.5	0.0	NO		NO	bb
7	7 200330P1-11	Standard	12.500	1.27	8682.944	8682.944	12.500	12.5	0.0	NO		NO	bb
8	8 200330P1-12	Standard	12.500	1.27	8447.598	8447.598	12.500	12.5	0.0	NO		NO	bb
9	9 200330P1-13	Standard	12.500	1.27	8714.019	8714.019	12.500	12.5	0.0	NO		NO	bb
10	10 200330P1-14	Standard	12.500	1.27	8352.271	8352.271	12.500	12.5	0.0	NO		NO	bb

Vista Analytical Laboratory

Dataset: D:\PFAS5.PRO\RESULTS\200330P1\200330P1-CRV.qld

Last Altered: Tuesday, March 31, 2020 09:38:04 Pacific Daylight Time
Printed: Tuesday, March 31, 2020 09:38:18 Pacific Daylight Time

Compound name: 13C5-PFHxA
Response Factor: 1
RRF SD: 0, Relative SD: 0
Response type: Internal Std (Ref 100), Area * (IS Conc. / IS Area)
Curve type: RF

	# Name	Type	Std. Conc	RT	Area	IS Area	Response	Conc.	%Dev	Conc. Flag	CoD	CoD Flag	x=excluded
1	1 200330P1-5	Standard	12.500	3.00	20114.783	20114.783	12.500	12.5	0.0	NO		NO	bb
2	2 200330P1-6	Standard	12.500	3.00	20602.641	20602.641	12.500	12.5	0.0	NO		NO	bb
3	3 200330P1-7	Standard	12.500	3.01	20708.557	20708.557	12.500	12.5	0.0	NO		NO	bb
4	4 200330P1-8	Standard	12.500	3.01	21610.773	21610.773	12.500	12.5	0.0	NO		NO	bb
5	5 200330P1-9	Standard	12.500	3.00	21793.416	21793.416	12.500	12.5	0.0	NO		NO	bb
6	6 200330P1-10	Standard	12.500	3.01	20980.988	20980.988	12.500	12.5	0.0	NO		NO	bb
7	7 200330P1-11	Standard	12.500	3.01	20163.295	20163.295	12.500	12.5	0.0	NO		NO	bb
8	8 200330P1-12	Standard	12.500	3.00	20254.156	20254.156	12.500	12.5	0.0	NO		NO	bb
9	9 200330P1-13	Standard	12.500	3.01	19935.598	19935.598	12.500	12.5	0.0	NO		NO	bb
10	10 200330P1-14	Standard	12.500	3.01	19500.520	19500.520	12.500	12.5	0.0	NO		NO	bb

Compound name: 18O2-PFHxS
Response Factor: 1
RRF SD: 8.27511e-017, Relative SD: 8.27511e-015
Response type: Internal Std (Ref 101), Area * (IS Conc. / IS Area)
Curve type: RF

	# Name	Type	Std. Conc	RT	Area	IS Area	Response	Conc.	%Dev	Conc. Flag	CoD	CoD Flag	x=excluded
1	1 200330P1-5	Standard	12.500	3.76	1140.192	1140.192	12.500	12.5	0.0	NO		NO	bb
2	2 200330P1-6	Standard	12.500	3.76	1147.671	1147.671	12.500	12.5	0.0	NO		NO	bb
3	3 200330P1-7	Standard	12.500	3.76	1072.293	1072.293	12.500	12.5	0.0	NO		NO	bb
4	4 200330P1-8	Standard	12.500	3.76	928.799	928.799	12.500	12.5	0.0	NO		NO	bb
5	5 200330P1-9	Standard	12.500	3.75	1197.001	1197.001	12.500	12.5	0.0	NO		NO	MM
6	6 200330P1-10	Standard	12.500	3.76	1167.777	1167.777	12.500	12.5	0.0	NO		NO	bb
7	7 200330P1-11	Standard	12.500	3.76	1062.206	1062.206	12.500	12.5	0.0	NO		NO	bb
8	8 200330P1-12	Standard	12.500	3.76	1030.764	1030.764	12.500	12.5	0.0	NO		NO	bb
9	9 200330P1-13	Standard	12.500	3.77	999.964	999.964	12.500	12.5	0.0	NO		NO	bb
10	10 200330P1-14	Standard	12.500	3.76	958.785	958.785	12.500	12.5	0.0	NO		NO	bb

Dataset: D:\PFAS5.PRO\RESULTS\200330P1\200330P1-CRV.qld

Last Altered: Tuesday, March 31, 2020 09:38:04 Pacific Daylight Time
Printed: Tuesday, March 31, 2020 09:38:18 Pacific Daylight Time

Compound name: 13C8-PFOA
Response Factor: 1
RRF SD: 7.40149e-017, Relative SD: 7.40149e-015
Response type: Internal Std (Ref 102), Area * (IS Conc. / IS Area)
Curve type: RF

	# Name	Type	Std. Conc	RT	Area	IS Area	Response	Conc.	%Dev	Conc. Flag	CoD	CoD Flag	x=excluded
1	1 200330P1-5	Standard	12.500	4.13	19628.137	19628.137	12.500	12.5	0.0	NO		NO	bb
2	2 200330P1-6	Standard	12.500	4.13	19189.342	19189.342	12.500	12.5	0.0	NO		NO	bb
3	3 200330P1-7	Standard	12.500	4.13	20058.430	20058.430	12.500	12.5	0.0	NO		NO	bb
4	4 200330P1-8	Standard	12.500	4.13	20506.313	20506.313	12.500	12.5	0.0	NO		NO	bb
5	5 200330P1-9	Standard	12.500	4.13	19795.109	19795.109	12.500	12.5	0.0	NO		NO	bb
6	6 200330P1-10	Standard	12.500	4.13	19204.184	19204.184	12.500	12.5	0.0	NO		NO	bb
7	7 200330P1-11	Standard	12.500	4.13	19134.479	19134.479	12.500	12.5	0.0	NO		NO	bb
8	8 200330P1-12	Standard	12.500	4.13	19524.576	19524.576	12.500	12.5	0.0	NO		NO	bb
9	9 200330P1-13	Standard	12.500	4.13	18039.520	18039.520	12.500	12.5	0.0	NO		NO	bb
10	10 200330P1-14	Standard	12.500	4.13	16883.746	16883.746	12.500	12.5	0.0	NO		NO	bb

Compound name: 13C9-PFNA
Response Factor: 1
RRF SD: 8.27511e-017, Relative SD: 8.27511e-015
Response type: Internal Std (Ref 103), Area * (IS Conc. / IS Area)
Curve type: RF

	# Name	Type	Std. Conc	RT	Area	IS Area	Response	Conc.	%Dev	Conc. Flag	CoD	CoD Flag	x=excluded
1	1 200330P1-5	Standard	12.500	4.58	16522.520	16522.520	12.500	12.5	0.0	NO		NO	bb
2	2 200330P1-6	Standard	12.500	4.58	16564.475	16564.475	12.500	12.5	0.0	NO		NO	bb
3	3 200330P1-7	Standard	12.500	4.58	17397.195	17397.195	12.500	12.5	0.0	NO		NO	bb
4	4 200330P1-8	Standard	12.500	4.58	16798.813	16798.813	12.500	12.5	0.0	NO		NO	bb
5	5 200330P1-9	Standard	12.500	4.58	17870.938	17870.938	12.500	12.5	0.0	NO		NO	bb
6	6 200330P1-10	Standard	12.500	4.58	17779.764	17779.764	12.500	12.5	0.0	NO		NO	bb
7	7 200330P1-11	Standard	12.500	4.58	16857.822	16857.822	12.500	12.5	0.0	NO		NO	bb
8	8 200330P1-12	Standard	12.500	4.58	17806.977	17806.977	12.500	12.5	0.0	NO		NO	bb
9	9 200330P1-13	Standard	12.500	4.58	16518.334	16518.334	12.500	12.5	0.0	NO		NO	bb
10	10 200330P1-14	Standard	12.500	4.58	14318.021	14318.021	12.500	12.5	0.0	NO		NO	bb

Dataset: D:\PFAS5.PRO\RESULTS\200330P1\200330P1-CRV.qld

Last Altered: Tuesday, March 31, 2020 09:38:04 Pacific Daylight Time
Printed: Tuesday, March 31, 2020 09:38:18 Pacific Daylight Time

Compound name: 13C4-PFOS
Response Factor: 1
RRF SD: 0, Relative SD: 0
Response type: Internal Std (Ref 104), Area * (IS Conc. / IS Area)
Curve type: RF

	# Name	Type	Std. Conc	RT	Area	IS Area	Response	Conc.	%Dev	Conc. Flag	CoD	CoD Flag	x=excluded
1	1 200330P1-5	Standard	12.500	4.67	3140.643	3140.643	12.500	12.5	0.0	NO		NO	bb
2	2 200330P1-6	Standard	12.500	4.67	3233.649	3233.649	12.500	12.5	0.0	NO		NO	bb
3	3 200330P1-7	Standard	12.500	4.67	3442.118	3442.118	12.500	12.5	0.0	NO		NO	bb
4	4 200330P1-8	Standard	12.500	4.67	3284.428	3284.428	12.500	12.5	0.0	NO		NO	bb
5	5 200330P1-9	Standard	12.500	4.67	3476.182	3476.182	12.500	12.5	0.0	NO		NO	bb
6	6 200330P1-10	Standard	12.500	4.67	3466.451	3466.451	12.500	12.5	0.0	NO		NO	bb
7	7 200330P1-11	Standard	12.500	4.67	3422.490	3422.490	12.500	12.5	0.0	NO		NO	bb
8	8 200330P1-12	Standard	12.500	4.67	3092.305	3092.305	12.500	12.5	0.0	NO		NO	bb
9	9 200330P1-13	Standard	12.500	4.67	2958.806	2958.806	12.500	12.5	0.0	NO		NO	bb
10	10 200330P1-14	Standard	12.500	4.67	2908.387	2908.387	12.500	12.5	0.0	NO		NO	bb

Compound name: 13C6-PFDA
Response Factor: 1
RRF SD: 0, Relative SD: 0
Response type: Internal Std (Ref 105), Area * (IS Conc. / IS Area)
Curve type: RF

	# Name	Type	Std. Conc	RT	Area	IS Area	Response	Conc.	%Dev	Conc. Flag	CoD	CoD Flag	x=excluded
1	1 200330P1-5	Standard	12.500	4.96	18110.221	18110.221	12.500	12.5	0.0	NO		NO	bb
2	2 200330P1-6	Standard	12.500	4.96	18566.574	18566.574	12.500	12.5	0.0	NO		NO	bb
3	3 200330P1-7	Standard	12.500	4.96	19694.137	19694.137	12.500	12.5	0.0	NO		NO	bb
4	4 200330P1-8	Standard	12.500	4.96	19341.039	19341.039	12.500	12.5	0.0	NO		NO	bb
5	5 200330P1-9	Standard	12.500	4.96	19029.410	19029.410	12.500	12.5	0.0	NO		NO	bb
6	6 200330P1-10	Standard	12.500	4.96	19554.184	19554.184	12.500	12.5	0.0	NO		NO	bb
7	7 200330P1-11	Standard	12.500	4.96	18207.469	18207.469	12.500	12.5	0.0	NO		NO	bb
8	8 200330P1-12	Standard	12.500	4.96	18636.125	18636.125	12.500	12.5	0.0	NO		NO	bb
9	9 200330P1-13	Standard	12.500	4.96	17930.844	17930.844	12.500	12.5	0.0	NO		NO	bb
10	10 200330P1-14	Standard	12.500	4.96	16229.639	16229.639	12.500	12.5	0.0	NO		NO	bb

Vista Analytical Laboratory

Dataset: D:\PFAS5.PRO\RESULTS\200330P1\200330P1-CRV.qld

Last Altered: Tuesday, March 31, 2020 09:38:04 Pacific Daylight Time
Printed: Tuesday, March 31, 2020 09:38:18 Pacific Daylight Time

Compound name: 13C7-PFUdA
Response Factor: 1
RRF SD: 0, Relative SD: 0
Response type: Internal Std (Ref 106), Area * (IS Conc. / IS Area)
Curve type: RF

	# Name	Type	Std. Conc	RT	Area	IS Area	Response	Conc.	%Dev	Conc. Flag	CoD	CoD Flag	x=excluded
1	1 200330P1-5	Standard	12.500	5.29	18798.875	18798.875	12.500	12.5	0.0	NO		NO	bb
2	2 200330P1-6	Standard	12.500	5.29	19370.613	19370.613	12.500	12.5	0.0	NO		NO	bb
3	3 200330P1-7	Standard	12.500	5.29	19859.150	19859.150	12.500	12.5	0.0	NO		NO	bb
4	4 200330P1-8	Standard	12.500	5.29	20998.895	20998.895	12.500	12.5	0.0	NO		NO	bb
5	5 200330P1-9	Standard	12.500	5.29	19756.057	19756.057	12.500	12.5	0.0	NO		NO	bb
6	6 200330P1-10	Standard	12.500	5.29	20277.270	20277.270	12.500	12.5	0.0	NO		NO	bb
7	7 200330P1-11	Standard	12.500	5.29	19389.502	19389.502	12.500	12.5	0.0	NO		NO	bb
8	8 200330P1-12	Standard	12.500	5.29	19285.691	19285.691	12.500	12.5	0.0	NO		NO	bb
9	9 200330P1-13	Standard	12.500	5.29	18062.117	18062.117	12.500	12.5	0.0	NO		NO	bb
10	10 200330P1-14	Standard	12.500	5.29	16779.709	16779.709	12.500	12.5	0.0	NO		NO	bb

Vista Analytical Laboratory

Dataset: D:\PFAS5.PRO\RESULTS\200330P1\200330P1-CRV.qld

Last Altered: Tuesday, March 31, 2020 09:34:34 Pacific Daylight Time
Printed: Tuesday, March 31, 2020 09:35:01 Pacific Daylight Time

Method: D:\PFAS5.PRO\MethDB\NEW_PFAS_80C_033020.mdb 31 Mar 2020 07:57:04
Calibration: D:\PFAS5.PRO\CurveDB\C18_VAL-PFAS_Q5_03-30-20.cdb 31 Mar 2020 09:34:34

Name: 200330P1-5, Date: 30-Mar-2020, Time: 16:02:22, ID: ST200330P1-1 PFC CS-2 20C2301, Description: PFC CS-2 20C2301

	#	Name	IS#	CoD	CoD Flag	%RSD
1	1	PFBA	47	0.9999	NO	
2	2	PFPrS	51	0.9991	NO	
3	3	3:3 FTCA	49	0.9996	NO	
4	4	PFPeA	49	0.9999	NO	
5	5	PFBS	51	0.9993	NO	
6	6	4:2 FTS	55	0.9990	NO	
7	7	PFHxA	57	0.9990	NO	
8	8	PFPeS	51	0.9996	NO	
9	9	HFPO-DA	53	0.9998	NO	
10	10	5:3 FTCA	59	1.0000	NO	
11	11	PFHpA	59	0.9994	NO	
12	12	ADONA	59	0.9998	NO	
13	13	L-PFHxS	61	0.9985	NO	
14	15	6:2 FTS	63	0.9996	NO	
15	16	L-PFOA	69	0.9994	NO	
16	18	PFecHS	69	0.9982	NO	
17	19	PFHpS	71	0.9987	NO	
18	20	7:3 FTCA	65	0.9996	NO	
19	21	PFNA	65	0.9995	NO	
20	22	PFOSA	67	0.9998	NO	
21	23	L-PFOS	71	0.9948	NO	
22	25	9Cl-PF30NS	71	0.9996	NO	
23	26	PFDA	73	0.9998	NO	
24	27	8:2 FTS	75	0.9996	NO	
25	28	PFNS	71	0.9960	NO	
26	29	L-MeFOSAA	77	0.9972	NO	

Vista Analytical Laboratory

Dataset: D:\PFAS5.PRO\RESULTS\200330P1\200330P1-CRV.qld

Last Altered: Tuesday, March 31, 2020 10:07:05 Pacific Daylight Time
Printed: Tuesday, March 31, 2020 10:08:02 Pacific Daylight Time

Method: D:\PFAS5.PRO\MethDB\NEW_PFAS_80C_033020.mdb 31 Mar 2020 07:57:04
Calibration: D:\PFAS5.PRO\CurveDB\C18_VAL-PFAS_Q5_03-30-20.cdb 31 Mar 2020 10:07:05

Name: 200330P1-5, Date: 30-Mar-2020, Time: 16:02:22, ID: ST200330P1-1 PFC CS-2 20C2301, Description: PFC CS-2 20C2301

	#	Name	IS#	CoD	CoD Flag	%RSD
1	31	L-EtFOSAA	81	0.9980	NO	
2	33	PFUdA	79	0.9999	NO	
3	34	PFDS	71	0.9951	NO	
4	35	11Cl-PF30UdS	83	0.9954	NO	
5	36	10:2 FTS	85	0.9992	NO	
6	37	PFDoA	83	0.9995	NO	
7	38	N-MeFOSA	87	0.9998	NO	
8	39	PFTrDA	83	0.9993	NO	
9	40	PFDoS	89	0.9988	NO	
10	41	PFTeDA	89	0.9985	NO	
11	42	N-EtFOSA	91	0.9999	NO	
12	43	PFHxDA	93	0.9999	NO	
13	44	PFODA	93	0.9999	NO	
14	45	N-MeFOSE	95	0.9999	NO	
15	46	N-EtFOSE	97	0.9996	NO	
16	47	13C3-PFBA-EIS			NO	0.000
17	48	13C3-PFBA-RSD	99		NO	1.404
18	49	13C3-PFPeA-EIS			NO	0.000
19	50	13C3-PFPeA-RSD	100		NO	2.481
20	51	13C3-PFBS-EIS			NO	0.000
21	52	13C3-PFBS-RSD	101		NO	7.911
22	53	13C3-HFPO-DA-EIS			NO	0.000
23	54	13C3-HFPO-DA-RSD	100		NO	4.066
24	55	13C2-4:2 FTS-EIS			NO	0.000
25	56	13C2-4:2 FTS-RSD	101		NO	10.468
26	57	13C2-PFHxA-EIS			NO	0.000
27	58	13C2-PFHxA-RSD	100		NO	2.767
28	59	13C4-PFHpA-EIS			NO	0.000
29	60	13C4-PFHpA-RSD	100		NO	3.419
30	61	13C3-PFHxS-EIS			NO	0.000
31	62	13C3-PFHxS-RSD	101		NO	9.278
32	63	13C2-6:2 FTS-EIS			NO	0.000

Dataset: D:\PFAS5.PRO\RESULTS\200330P1\200330P1-CRV.qld

Last Altered: Tuesday, March 31, 2020 09:38:04 Pacific Daylight Time
Printed: Tuesday, March 31, 2020 09:38:18 Pacific Daylight Time

Name: 200330P1-5, Date: 30-Mar-2020, Time: 16:02:22, ID: ST200330P1-1 PFC CS-2 20C2301, Description: PFC CS-2 20C2301

	#	Name	IS#	CoD	CoD Flag	%RSD
33	64	13C2-6:2 FTS-RSD	104		NO	5.841
34	65	13C5-PFNA-EIS			NO	0.000
35	66	13C5-PFNA-RSD	103		NO	4.361
36	67	13C8-PFOSA-EIS			NO	0.000
37	68	13C8-PFOSA-RSD	106		NO	4.229
38	69	13C2-PFOA-EIS			NO	0.000
39	70	13C2-PFOA-RSD	102		NO	2.646
40	71	13C8-PFOS-EIS			NO	0.000
41	72	13C8-PFOS-RSD	104		NO	6.904
42	73	13C2-PFDA-EIS			NO	0.000
43	74	13C2-PFDA-RSD	105		NO	2.274
44	75	13C2-8:2 FTS-EIS			NO	0.000
45	76	13C2-8:2 FTS-RSD	104		NO	3.934
46	77	d3-N-MeFOSAA-EIS			NO	0.000
47	78	d3-N-MeFOSAA-RSD	106		NO	10.399
48	79	13C2-PFUdA-EIS			NO	0.000
49	80	13C2-PFUdA-RSD	106		NO	3.670
50	81	d5-N-EtFOSAA-EIS			NO	0.000
51	82	d5-N-EtFOSAA-RSD	106		NO	5.356
52	83	13C2-PFDoA-EIS			NO	0.000
53	84	13C2-PFDoA-RSD	105		NO	4.554
54	85	13C2-10:2 FTS-EIS			NO	0.000
55	86	13C2-10:2 FTS-RSD	104		NO	9.547
56	87	d3-N-MeFOSA-EIS			NO	0.000
57	88	d3-N-MeFOSA-RSD	106		NO	5.641
58	89	13C2-PFTeDA-EIS			NO	0.000
59	90	13C2-PFTeDA-RSD	106		NO	3.383
60	91	d5-N-ETFOSA-EIS			NO	0.000
61	92	d5-N-ETFOSA-RSD	106		NO	2.730
62	93	13C2-PFHxDA-EIS			NO	0.000
63	94	13C2-PFHxDA-RSD	106		NO	3.215
64	95	d7-N-MeFOSE-EIS			NO	0.000
65	96	d7-N-MeFOSE-RSD	106		NO	4.025
66	97	d9-N-EtFOSE-EIS			NO	0.000
67	98	d9-N-EtFOSE-RSD	106		NO	5.093
68	99	13C4-PFBA	99		NO	0.000

Dataset: D:\PFAS5.PRO\RESULTS\200330P1\200330P1-CRV.qld

Last Altered: Tuesday, March 31, 2020 09:38:04 Pacific Daylight Time
Printed: Tuesday, March 31, 2020 09:38:18 Pacific Daylight Time

Name: 200330P1-5, Date: 30-Mar-2020, Time: 16:02:22, ID: ST200330P1-1 PFC CS-2 20C2301, Description: PFC CS-2 20C2301

	#	Name	IS#	CoD	CoD Flag	%RSD
69	1...	13C5-PFHxA	100		NO	0.000
70	1...	18O2-PFHxS	101		NO	0.000
71	1...	13C8-PFOA	102		NO	0.000
72	1...	13C9-PFNA	103		NO	0.000
73	1...	13C4-PFOS	104		NO	0.000
74	1...	13C6-PFDA	105		NO	0.000
75	1...	13C7-PFUdA	106		NO	0.000

Dataset: Untitled

Last Altered: Tuesday, March 31, 2020 09:44:10 Pacific Daylight Time
Printed: Tuesday, March 31, 2020 09:44:16 Pacific Daylight Time

Method: D:\PFAS5.PRO\MethDB\NEW_PFAS_80C_033020.mdb 31 Mar 2020 09:44:07
Calibration: D:\PFAS5.PRO\CurveDB\C18_VAL-PFAS_Q5_03-30-20.cdb 31 Mar 2020 09:38:04

Name: 200330P1-10, Date: 30-Mar-2020, Time: 16:57:43, ID: ST200330P1-6 PFC CS3 20C2306, Description: PFC CS3 20C2306

	#	Name	Pred.RT	RT	Pred. Ratio	Ion Ratio	Ratio Out?
1	1	PFBA	1.28	1.27			
2	2	PFPrS	1.61	1.60	2.243	2.243	NO
3	3	3:3 FTCA	2.07	2.06	3.953	3.953	NO
4	4	PFPeA	2.20	2.20			
5	5	PFBS	2.49	2.49	3.152	3.152	NO
6	6	4:2 FTS	2.92	2.92	1.054	1.054	NO
7	7	PFHxA	3.01	3.01	17.736	17.736	NO
8	8	PFPeS	3.23	3.22	2.280	2.280	NO
9	9	HFPO-DA	3.23	3.23	2.559	2.559	NO
10	10	5:3 FTCA	3.56	3.55	1.729	1.729	NO
11	11	PFHpA	3.62	3.62	23.883	23.883	NO
12	12	ADONA	3.71	3.73	3.881	3.881	NO
13	13	L-PFHxS	3.76	3.76	2.424	2.424	NO
14	15	6:2 FTS	4.08	4.07	1.413	1.413	NO
15	16	L-PFOA	4.13	4.13	2.954	2.954	NO
16	18	PFecHS	4.15	4.15	0.422	0.422	NO
17	19	PFHpS	4.28	4.25	2.086	2.086	NO
18	20	7:3 FTCA	4.57	4.56	1.564	1.564	NO
19	21	PFNA	4.58	4.59	7.042	7.042	NO
20	22	PFOSA	4.63	4.63	23.191	23.191	NO
21	23	L-PFOS	4.67	4.67	1.896	1.896	NO
22	25	9Cl-PF30NS	4.87	4.90	15.063	15.063	NO
23	26	PFDA	4.97	4.97	10.630	10.630	NO
24	27	8:2 FTS	4.93	4.93	0.718	0.718	NO
25	28	PFNS	5.01	5.03	2.174	2.174	NO
26	29	L-MeFOSAA	5.11	5.12	2.169	2.169	NO

Dataset: Untitled

Last Altered: Tuesday, March 31, 2020 09:45:14 Pacific Daylight Time
Printed: Tuesday, March 31, 2020 09:45:21 Pacific Daylight Time

Method: D:\PFAS5.PRO\MethDB\NEW_PFAS_80C_033020.mdb 31 Mar 2020 09:44:07
Calibration: 31 Mar 2020 09:45:14

Name: 200330P1-10, Date: 30-Mar-2020, Time: 16:57:43, ID: ST200330P1-6 PFC CS3 20C2306, Description: PFC CS3 20C2306

	#	Name	Pred.RT	RT	Pred. Ratio	Ion Ratio	Ratio Out?
1	31	L-EtFOSAA	5.27	5.28	1.462	1.462	NO
2	33	PFUdA	5.29	5.29	20.005	20.005	NO
3	34	PFDS	5.29	5.34	2.145	2.145	NO
4	35	11Cl-PF30UdS	5.51	5.51	19.133	19.133	NO
5	36	10:2 FTS	5.56	5.56	1.055	1.055	NO
6	37	PFDoA	5.58	5.58	11.415	11.415	NO
7	38	N-MeFOSA	5.65	5.63	1.602	1.602	NO
8	39	PFTrDA	5.83	5.83	62.556	62.556	NO
9	40	PFDoS	5.86	5.85	3.057	3.057	NO
10	41	PFTeDA	6.05	6.04	14.547	14.547	NO
11	42	N-EtFOSA	6.08	6.08	1.632	1.632	NO
12	43	PFHxDA	6.38	6.38	0.000	119.963	NO
13	44	PFODA	6.59	6.62			
14	45	N-MeFOSE	6.30	6.31			
15	46	N-EtFOSE	6.45	6.46			

Vista Analytical Laboratory

Dataset: Untitled

Last Altered: Tuesday, March 31, 2020 09:43:06 Pacific Daylight Time
Printed: Tuesday, March 31, 2020 09:43:16 Pacific Daylight Time

Method: D:\PFAS5.PRO\MethDB\NEW_PFAS_80C_033020.mdb 31 Mar 2020 07:57:04
Calibration: D:\PFAS5.PRO\CurveDB\C18_VAL-PFAS_Q5_03-30-20.cdb 31 Mar 2020 09:38:04

Compound name: PFBA

	#	Name	ID	Acq.Date	Acq.Time
1	1	200330P1-1	IPA	30-Mar-20	15:20:16
2	2	200330P1-2	IPA	30-Mar-20	15:30:51
3	3	200330P1-3	TESTER	30-Mar-20	15:41:22
4	4	200330P1-4	IPA	30-Mar-20	15:51:51
5	5	200330P1-5	ST200330P1-1 PFC CS-2 20C2301	30-Mar-20	16:02:22
6	6	200330P1-6	ST200330P1-2 PFC CS-1 20C2302	30-Mar-20	16:12:53
7	7	200330P1-7	ST200330P1-3 PFC CS0 20C2303	30-Mar-20	16:23:24
8	8	200330P1-8	ST200330P1-4 PFC CS1 20C2304	30-Mar-20	16:35:01
9	9	200330P1-9	ST200330P1-5 PFC CS2 20C2305	30-Mar-20	16:47:09
10	10	200330P1-10	ST200330P1-6 PFC CS3 20C2306	30-Mar-20	16:57:43
11	11	200330P1-11	ST200330P1-7 PFC CS4 20C2307	30-Mar-20	17:08:14
12	12	200330P1-12	ST200330P1-8 PFC CS5 20C2308	30-Mar-20	17:18:44
13	13	200330P1-13	ST200330P1-9 PFC CS6 20C2309	30-Mar-20	17:29:15
14	14	200330P1-14	ST200330P1-10 PFC CS7 20C2310	30-Mar-20	17:39:43
15	15	200330P1-15	IB	30-Mar-20	17:50:14
16	16	200330P1-16	ICV200330P1-1 PFC ICV 20C2311	30-Mar-20	18:00:45
17	17	200330P1-17	IB	30-Mar-20	18:11:16

Dataset: D:\PFAS5.PRO\RESULTS\200330P1\200330P1-CRV.qld

Last Altered: Tuesday, March 31, 2020 09:38:04 Pacific Daylight Time
Printed: Tuesday, March 31, 2020 09:40:46 Pacific Daylight Time

Method: D:\PFAS5.PRO\MethDB\NEW_PFAS_80C_033020.mdb 31 Mar 2020 07:57:04
Calibration: D:\PFAS5.PRO\CurveDB\C18_VAL-PFAS_Q5_03-30-20.cdb 31 Mar 2020 09:38:04

Compound name: PFBA
Correlation coefficient: r = 0.999925, r^2 = 0.999850
Calibration curve: 1.14753 * x + -0.0254549
Response type: Internal Std (Ref 47), Area * (IS Conc. / IS Area)
Curve type: Linear, Origin: Exclude, Weighting: 1/x, Axis trans: None

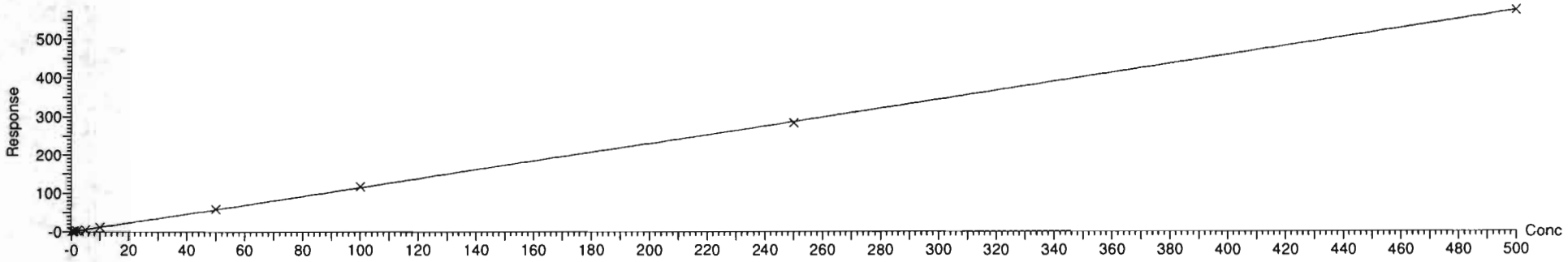

Compound name: PFPrS
Coefficient of Determination: R^2 = 0.999113
Calibration curve: 0.000115227 * x^2 + 1.08575 * x + -0.10761
Response type: Internal Std (Ref 51), Area * (IS Conc. / IS Area)
Curve type: 2nd Order, Origin: Include, Weighting: 1/x, Axis trans: None

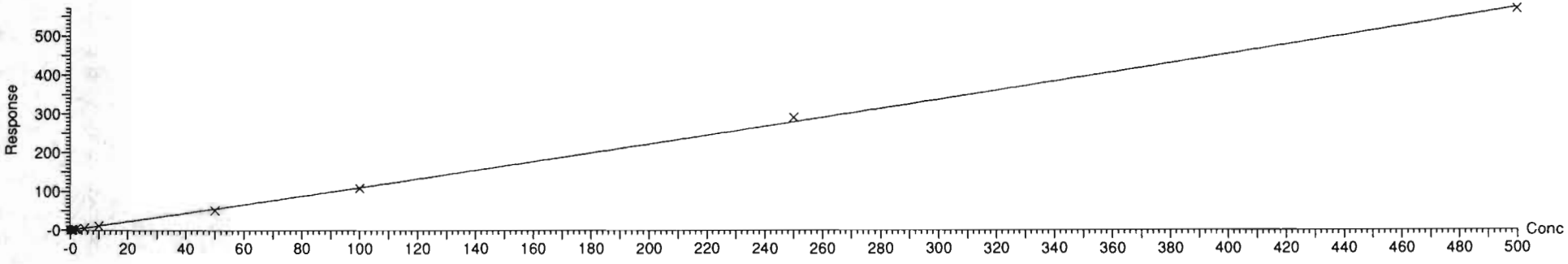

Dataset: D:\PFAS5.PRO\RESULTS\200330P1\200330P1-CRV.qld

Last Altered: Tuesday, March 31, 2020 09:38:04 Pacific Daylight Time
Printed: Tuesday, March 31, 2020 09:40:46 Pacific Daylight Time

Compound name: 3:3 FTCA
Coefficient of Determination: R^2 = 0.999625
Calibration curve: 2.11474e-005 * x^2 + 0.132274 * x + -0.00587321
Response type: Internal Std (Ref 49), Area * (IS Conc. / IS Area)
Curve type: 2nd Order, Origin: Include, Weighting: 1/x, Axis trans: None

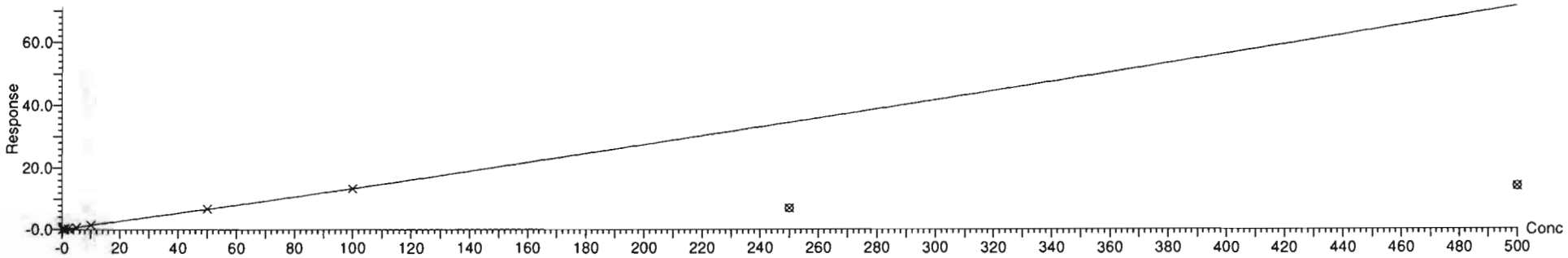

Compound name: PFPeA
Coefficient of Determination: R^2 = 0.999944
Calibration curve: -5.31469e-005 * x^2 + 0.980054 * x + -0.00946837
Response type: Internal Std (Ref 49), Area * (IS Conc. / IS Area)
Curve type: 2nd Order, Origin: Include, Weighting: 1/x, Axis trans: None

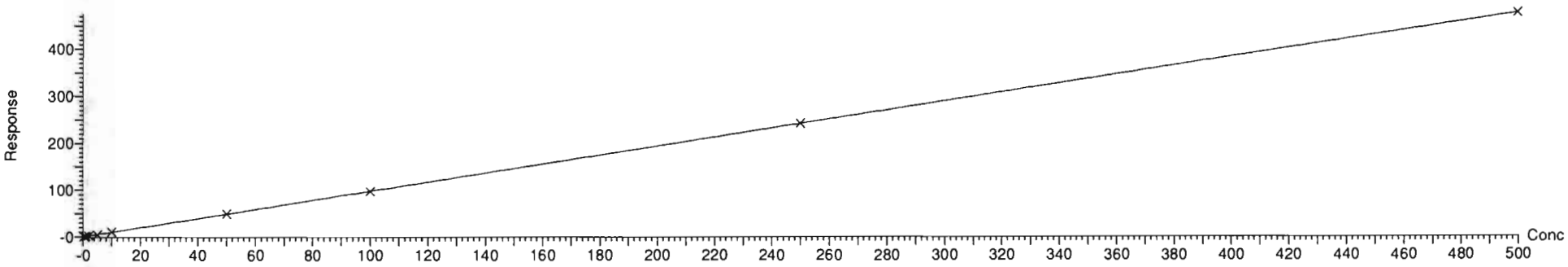

Dataset: D:\PFAS5.PRO\RESULTS\200330P1\200330P1-CRV.qld

Last Altered: Tuesday, March 31, 2020 09:38:04 Pacific Daylight Time
Printed: Tuesday, March 31, 2020 09:40:46 Pacific Daylight Time

Compound name: PFBS
Correlation coefficient: r = 0.999628, r^2 = 0.999256
Calibration curve: 2.32442 * x + -0.0677338
Response type: Internal Std (Ref 51), Area * (IS Conc. / IS Area)
Curve type: Linear, Origin: Include, Weighting: 1/x, Axis trans: None

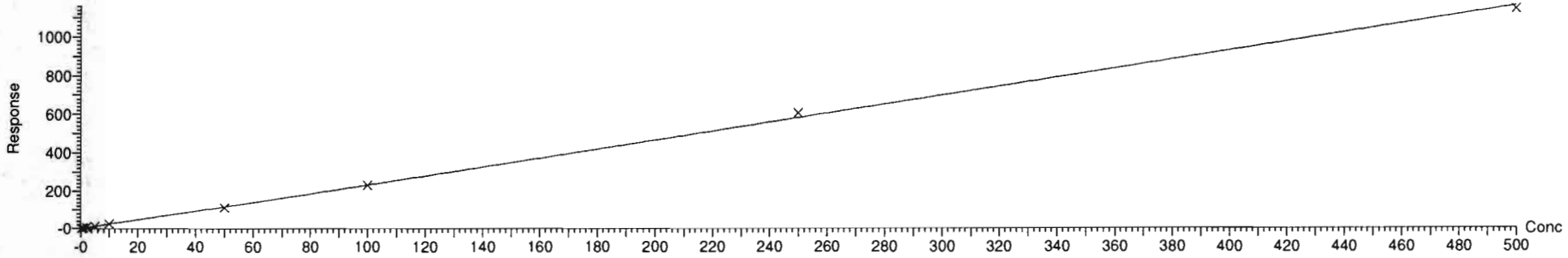

Compound name: 4:2 FTS
Coefficient of Determination: R^2 = 0.999038
Calibration curve: -0.00011767 * x^2 + 1.44517 * x + -0.046011
Response type: Internal Std (Ref 55), Area * (IS Conc. / IS Area)
Curve type: 2nd Order, Origin: Include, Weighting: 1/x, Axis trans: None

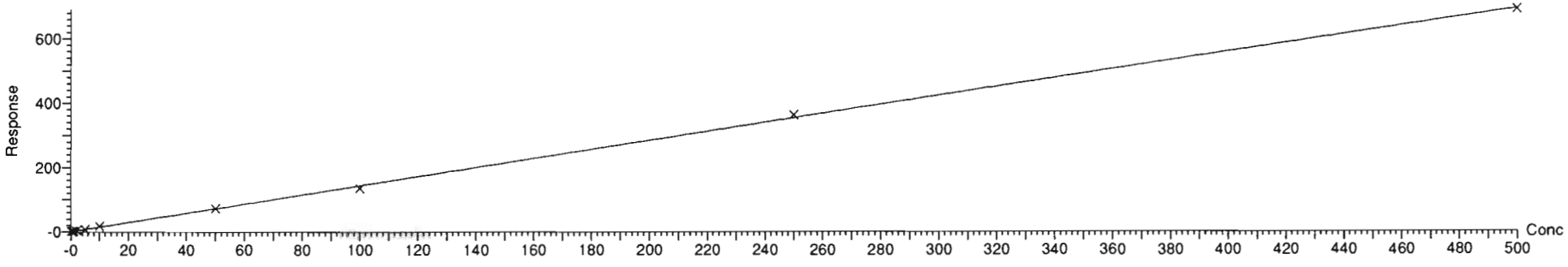

Dataset: D:\PFAS5.PRO\RESULTS\200330P1\200330P1-CRV.qld

Last Altered: Tuesday, March 31, 2020 09:38:04 Pacific Daylight Time
Printed: Tuesday, March 31, 2020 09:40:46 Pacific Daylight Time

Compound name: PFHxA
Correlation coefficient: r = 0.999519, r^2 = 0.999039
Calibration curve: 0.862466 * x + 0.0433626
Response type: Internal Std (Ref 57), Area * (IS Conc. / IS Area)
Curve type: Linear, Origin: Include, Weighting: 1/x, Axis trans: None

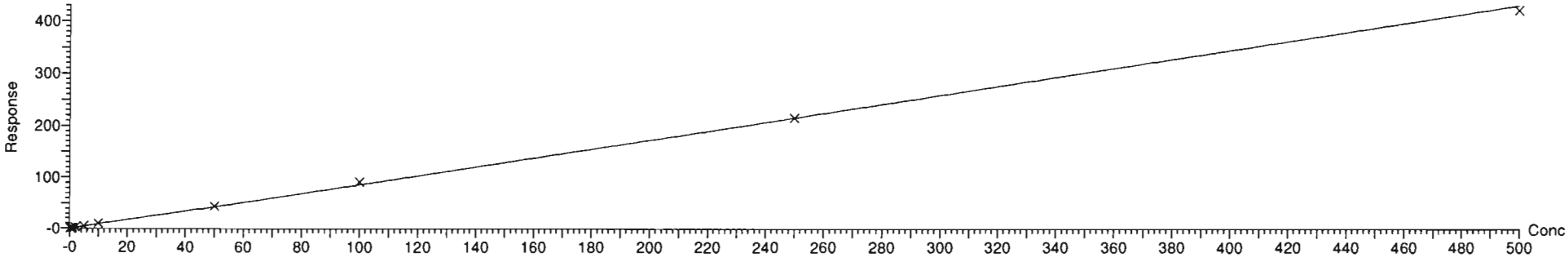

Compound name: PFPeS
Coefficient of Determination: R^2 = 0.999625
Calibration curve: -0.000882045 * x^2 + 2.34156 * x + -0.111421
Response type: Internal Std (Ref 51), Area * (IS Conc. / IS Area)
Curve type: 2nd Order, Origin: Exclude, Weighting: 1/x, Axis trans: None

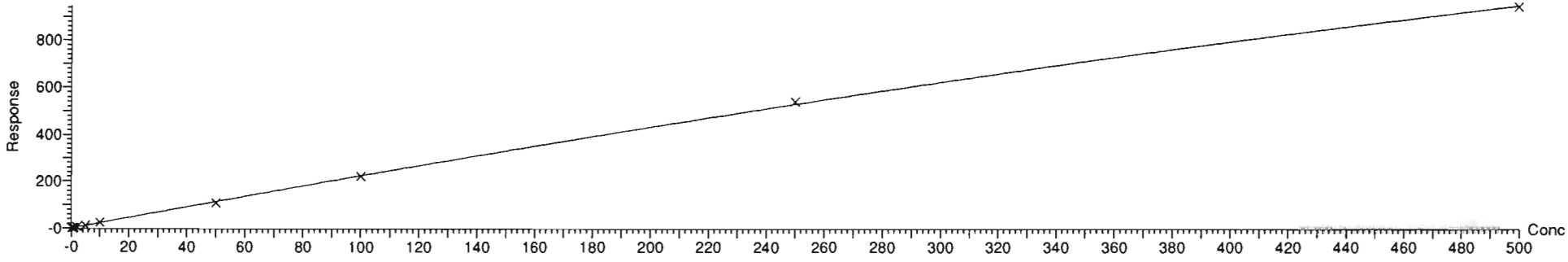

Dataset: D:\PFAS5.PRO\RESULTS\200330P1\200330P1-CRV.qld

Last Altered: Tuesday, March 31, 2020 09:38:04 Pacific Daylight Time
Printed: Tuesday, March 31, 2020 09:40:46 Pacific Daylight Time

Compound name: HFPO-DA
Coefficient of Determination: R^2 = 0.999835
Calibration curve: -2.57146e-005 * x^2 + 0.991897 * x + 0.012221
Response type: Internal Std (Ref 53), Area * (IS Conc. / IS Area)
Curve type: 2nd Order, Origin: Include, Weighting: 1/x, Axis trans: None

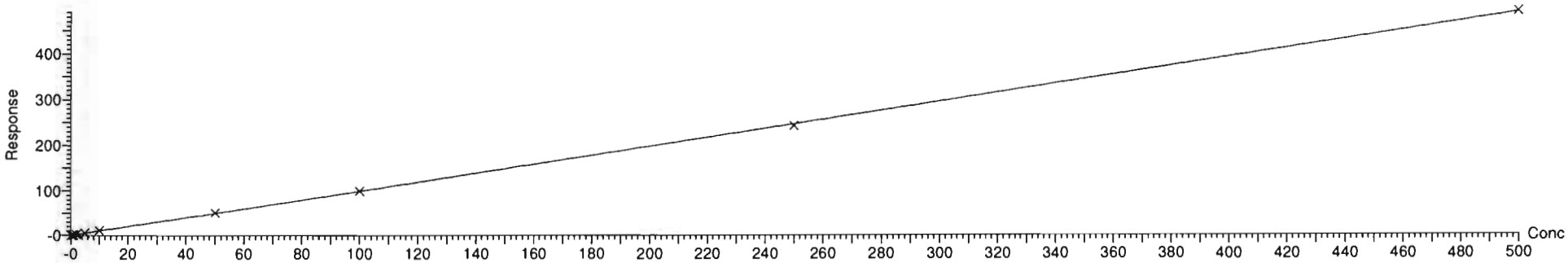

Compound name: 5:3 FTCA
Coefficient of Determination: R^2 = 0.999979
Calibration curve: -6.40686e-005 * x^2 + 0.294204 * x + -0.0112878
Response type: Internal Std (Ref 59), Area * (IS Conc. / IS Area)
Curve type: 2nd Order, Origin: Exclude, Weighting: 1/x, Axis trans: None

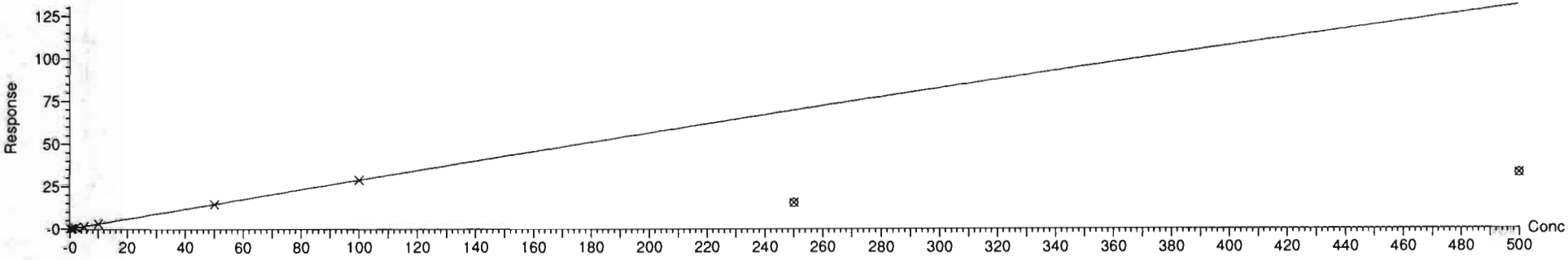

Dataset: D:\PFAS5.PRO\RESULTS\200330P1\200330P1-CRV.qld

Last Altered: Tuesday, March 31, 2020 09:38:04 Pacific Daylight Time
Printed: Tuesday, March 31, 2020 09:40:46 Pacific Daylight Time

Compound name: PFHpA
Correlation coefficient: r = 0.999687, r^2 = 0.999374
Calibration curve: 1.18421 * x + 0.0269193
Response type: Internal Std (Ref 59), Area * (IS Conc. / IS Area)
Curve type: Linear, Origin: Exclude, Weighting: 1/x, Axis trans: None

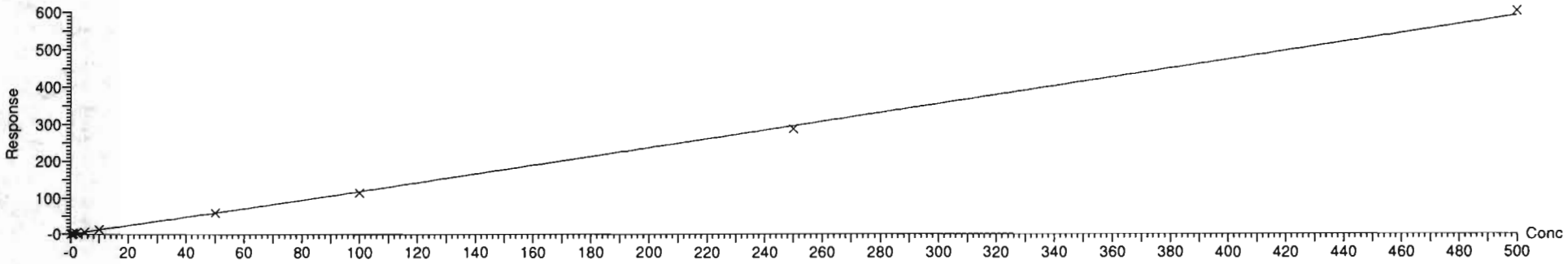

Compound name: ADONA
Coefficient of Determination: R^2 = 0.999785
Calibration curve: -0.00016151 * x^2 + 2.71334 * x + 0.0533596
Response type: Internal Std (Ref 59), Area * (IS Conc. / IS Area)
Curve type: 2nd Order, Origin: Exclude, Weighting: 1/x, Axis trans: None

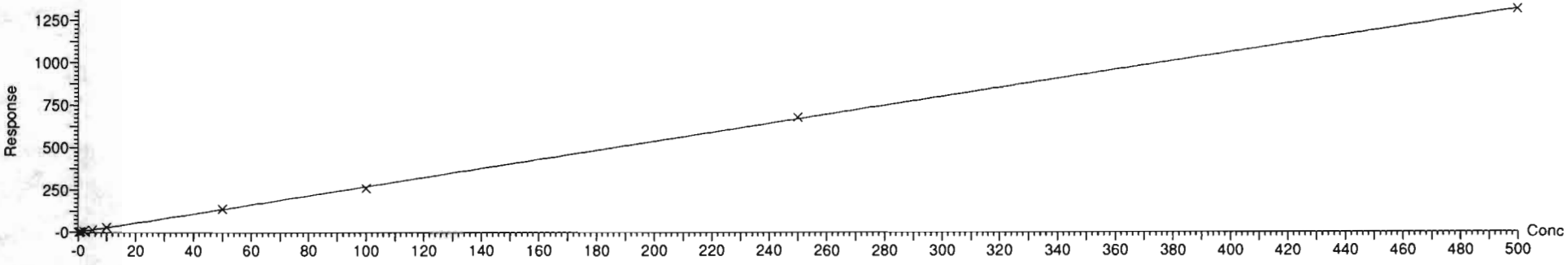

Dataset: D:\PFAS5.PRO\RESULTS\200330P1\200330P1-CRV.qld

Last Altered: Tuesday, March 31, 2020 09:38:04 Pacific Daylight Time
Printed: Tuesday, March 31, 2020 09:40:46 Pacific Daylight Time

Compound name: L-PFHxS
Correlation coefficient: r = 0.999245, r^2 = 0.998491
Calibration curve: 1.05788 * x + -0.0669148
Response type: Internal Std (Ref 61), Area * (IS Conc. / IS Area)
Curve type: Linear, Origin: Include, Weighting: 1/x, Axis trans: None

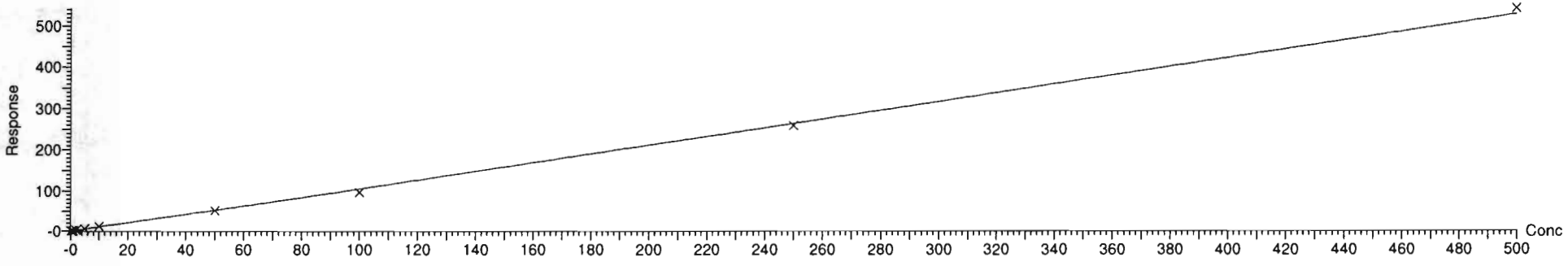

Compound name: 6:2 FTS
Coefficient of Determination: R^2 = 0.999565
Calibration curve: -0.000100147 * x^2 + 1.7898 * x + 0.0685256
Response type: Internal Std (Ref 63), Area * (IS Conc. / IS Area)
Curve type: 2nd Order, Origin: Include, Weighting: 1/x, Axis trans: None

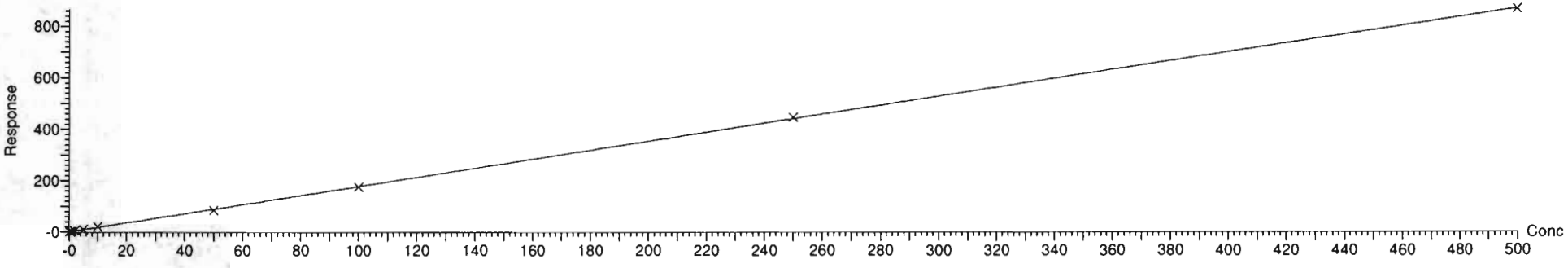

Dataset: D:\PFAS5.PRO\RESULTS\200330P1\200330P1-CRV.qld

Last Altered: Tuesday, March 31, 2020 09:38:04 Pacific Daylight Time
Printed: Tuesday, March 31, 2020 09:40:46 Pacific Daylight Time

Compound name: L-PFOA
Coefficient of Determination: R^2 = 0.999353
Calibration curve: -9.41607e-005 * x^2 + 1.14322 * x + 0.0520644
Response type: Internal Std (Ref 69), Area * (IS Conc. / IS Area)
Curve type: 2nd Order, Origin: Include, Weighting: 1/x, Axis trans: None

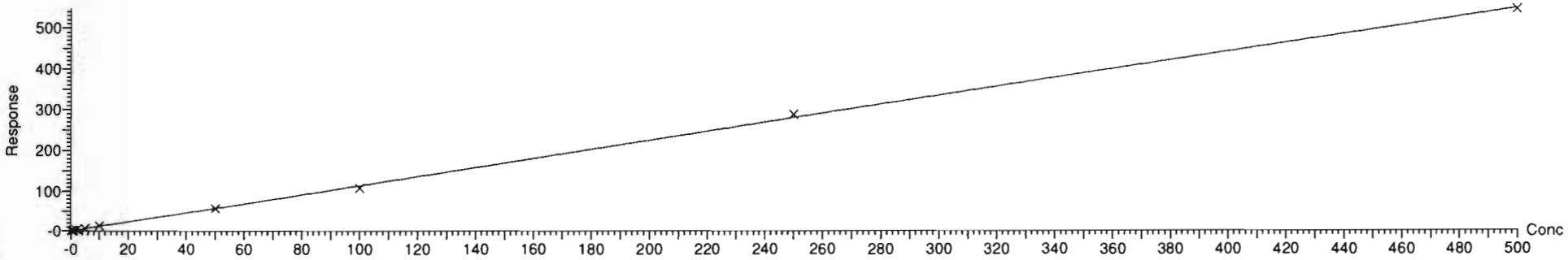

Compound name: PFecHS
Coefficient of Determination: R^2 = 0.998201
Calibration curve: -2.3645e-006 * x^2 + 0.167077 * x + -0.0180729
Response type: Internal Std (Ref 69), Area * (IS Conc. / IS Area)
Curve type: 2nd Order, Origin: Include, Weighting: 1/x, Axis trans: None

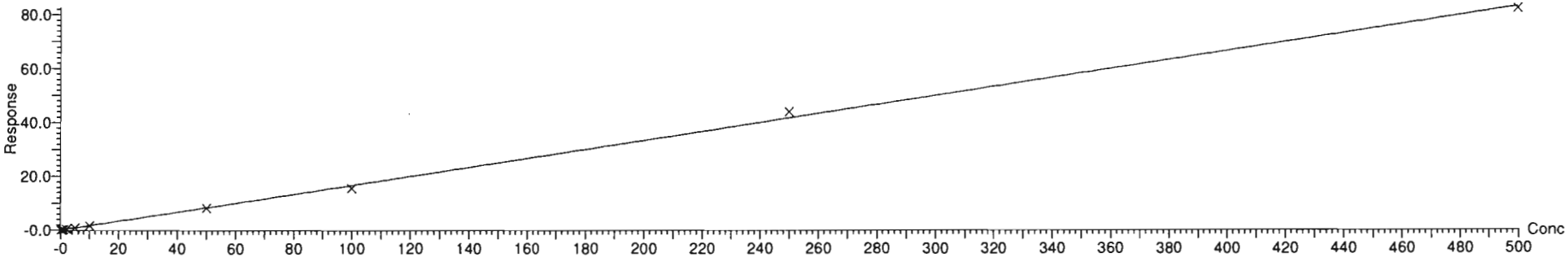

Dataset: D:\PFAS5.PRO\RESULTS\200330P1\200330P1-CRV.qld

Last Altered: Tuesday, March 31, 2020 09:38:04 Pacific Daylight Time
Printed: Tuesday, March 31, 2020 09:40:46 Pacific Daylight Time

Compound name: PFHpS
Coefficient of Determination: R^2 = 0.998744
Calibration curve: 0.000163714 * x^2 + 0.893633 * x + -0.0535938
Response type: Internal Std (Ref 71), Area * (IS Conc. / IS Area)
Curve type: 2nd Order, Origin: Include, Weighting: 1/x, Axis trans: None

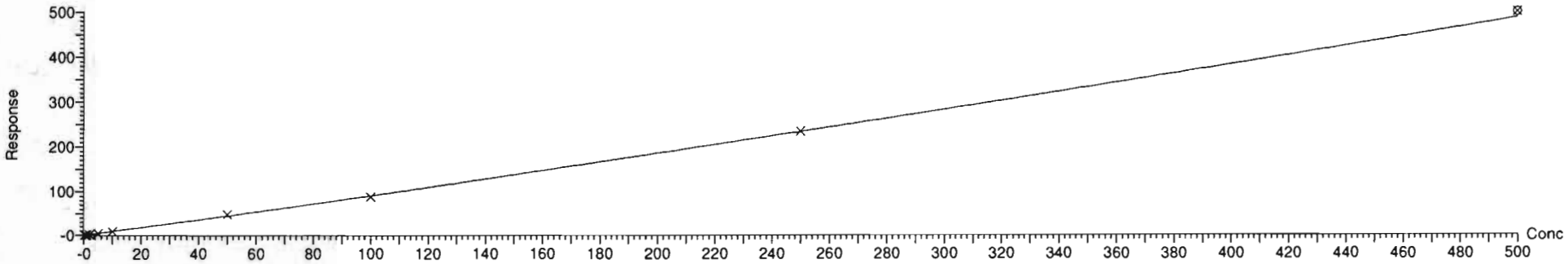

Compound name: 7:3 FTCA
Coefficient of Determination: R^2 = 0.999566
Calibration curve: -6.06099e-005 * x^2 + 0.280614 * x + 0.00620688
Response type: Internal Std (Ref 65), Area * (IS Conc. / IS Area)
Curve type: 2nd Order, Origin: Exclude, Weighting: 1/x, Axis trans: None

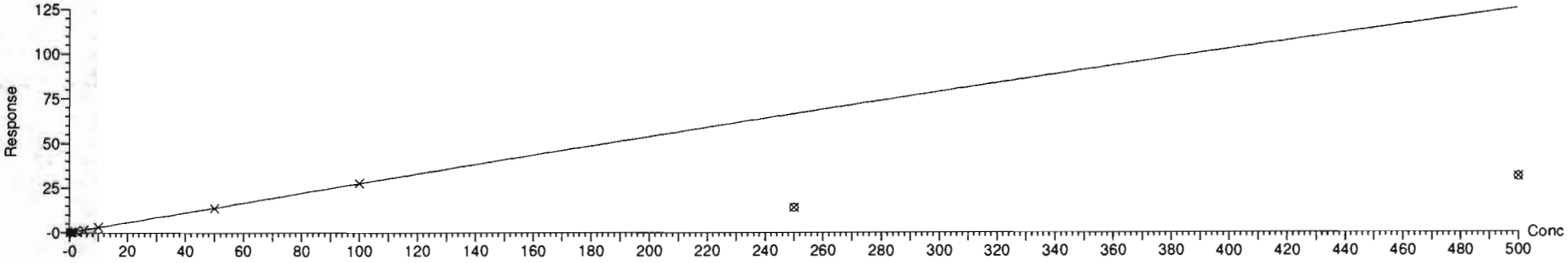

Dataset: D:\PFAS5.PRO\RESULTS\200330P1\200330P1-CRV.qld

Last Altered: Tuesday, March 31, 2020 09:38:04 Pacific Daylight Time
Printed: Tuesday, March 31, 2020 09:40:46 Pacific Daylight Time

Compound name: PFNA
Coefficient of Determination: R^2 = 0.999488
Calibration curve: 0.000153465 * x^2 + 1.13799 * x + 0.0577423
Response type: Internal Std (Ref 65), Area * (IS Conc. / IS Area)
Curve type: 2nd Order, Origin: Exclude, Weighting: 1/x, Axis trans: None

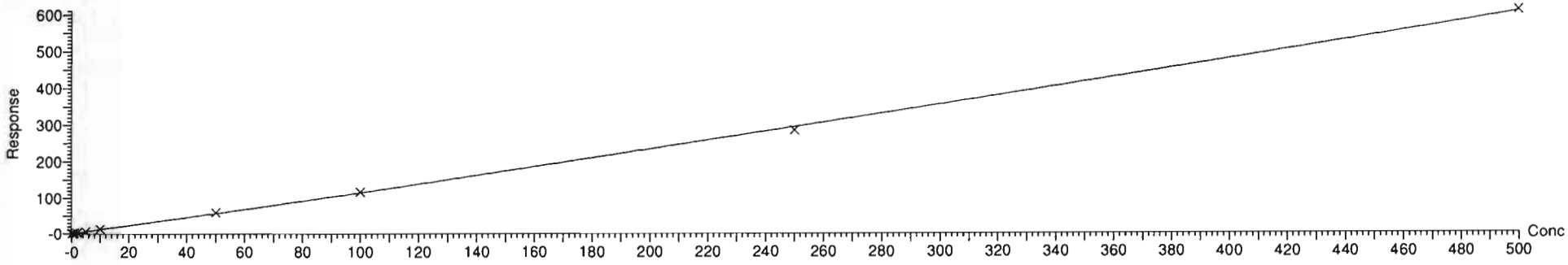

Compound name: PFOSA
Coefficient of Determination: R^2 = 0.999795
Calibration curve: -4.07132e-005 * x^2 + 0.803056 * x + -0.0181593
Response type: Internal Std (Ref 67), Area * (IS Conc. / IS Area)
Curve type: 2nd Order, Origin: Exclude, Weighting: 1/x, Axis trans: None

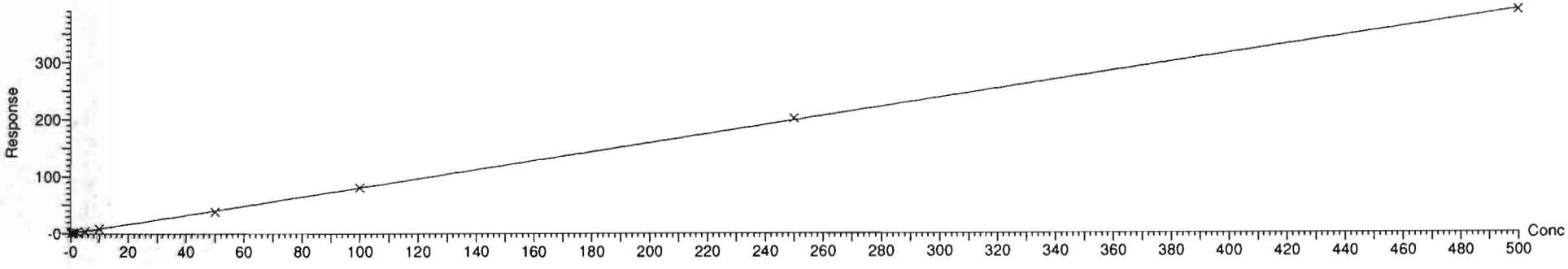

Dataset: D:\PFAS5.PRO\RESULTS\200330P1\200330P1-CRV.qld

Last Altered: Tuesday, March 31, 2020 09:38:04 Pacific Daylight Time
Printed: Tuesday, March 31, 2020 09:40:46 Pacific Daylight Time

Compound name: L-PFOS
Correlation coefficient: r = 0.997403, r^2 = 0.994813
Calibration curve: 0.94272 * x + -0.116702
Response type: Internal Std (Ref 71), Area * (IS Conc. / IS Area)
Curve type: Linear, Origin: Exclude, Weighting: 1/x, Axis trans: None

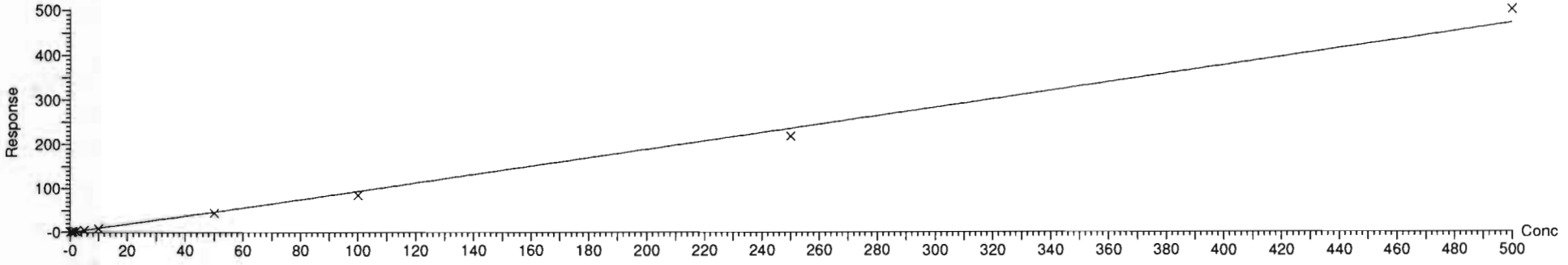

Compound name: 9Cl-PF30NS
Coefficient of Determination: R^2 = 0.999564
Calibration curve: 0.000246378 * x^2 + 1.23149 * x + 0.0417521
Response type: Internal Std (Ref 71), Area * (IS Conc. / IS Area)
Curve type: 2nd Order, Origin: Exclude, Weighting: 1/x, Axis trans: None

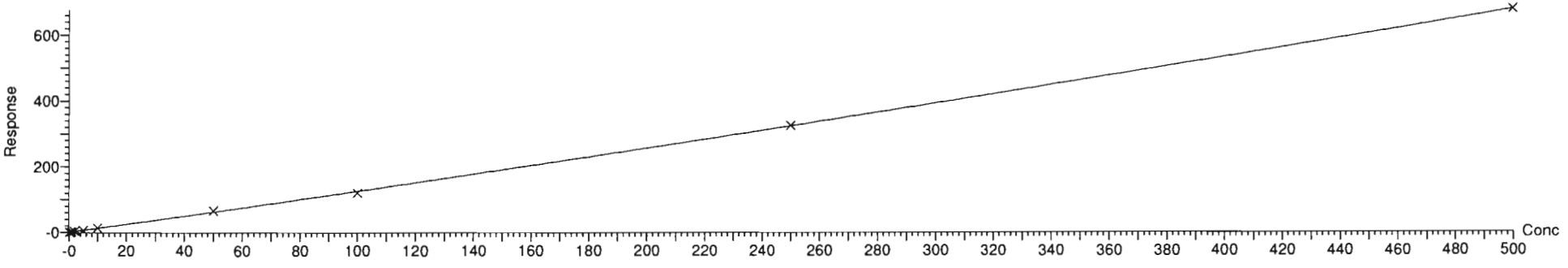

Dataset: D:\PFAS5.PRO\RESULTS\200330P1\200330P1-CRV.qld

Last Altered: Tuesday, March 31, 2020 09:38:04 Pacific Daylight Time
Printed: Tuesday, March 31, 2020 09:40:46 Pacific Daylight Time

Compound name: PFDA
Coefficient of Determination: R^2 = 0.999752
Calibration curve: -0.000222807 * x^2 + 1.20032 * x + -7.75701e-006
Response type: Internal Std (Ref 73), Area * (IS Conc. / IS Area)
Curve type: 2nd Order, Origin: Include, Weighting: 1/x, Axis trans: None

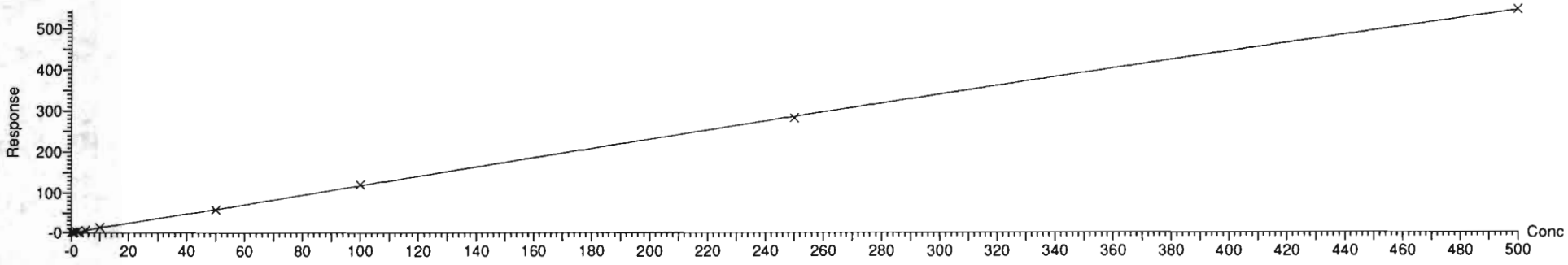

Compound name: 8:2 FTS
Coefficient of Determination: R^2 = 0.999633
Calibration curve: -0.00013501 * x^2 + 0.865635 * x + -0.109851
Response type: Internal Std (Ref 75), Area * (IS Conc. / IS Area)
Curve type: 2nd Order, Origin: Exclude, Weighting: 1/x, Axis trans: None

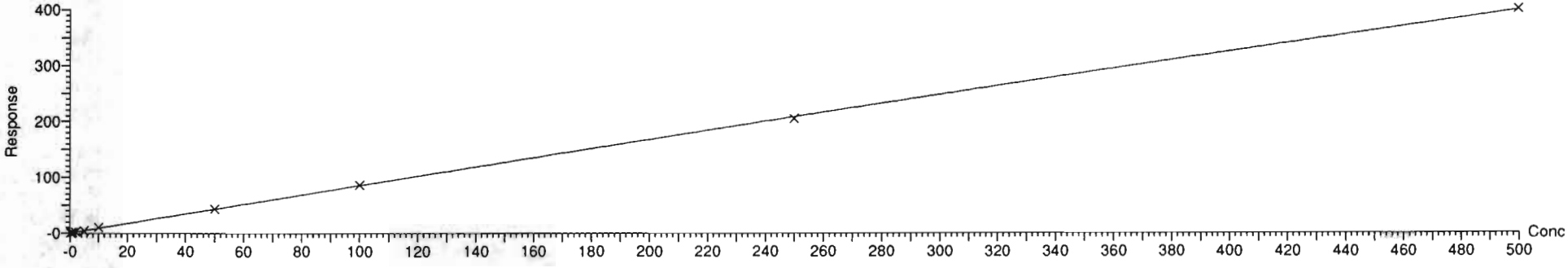

Dataset: D:\PFAS5.PRO\RESULTS\200330P1\200330P1-CRV.qld

Last Altered: Tuesday, March 31, 2020 09:38:04 Pacific Daylight Time
Printed: Tuesday, March 31, 2020 09:40:46 Pacific Daylight Time

Compound name: PFNS
Correlation coefficient: r = 0.998017, r^2 = 0.996038
Calibration curve: 0.864184 * x + -0.0627421
Response type: Internal Std (Ref 71), Area * (IS Conc. / IS Area)
Curve type: Linear, Origin: Include, Weighting: 1/x, Axis trans: None

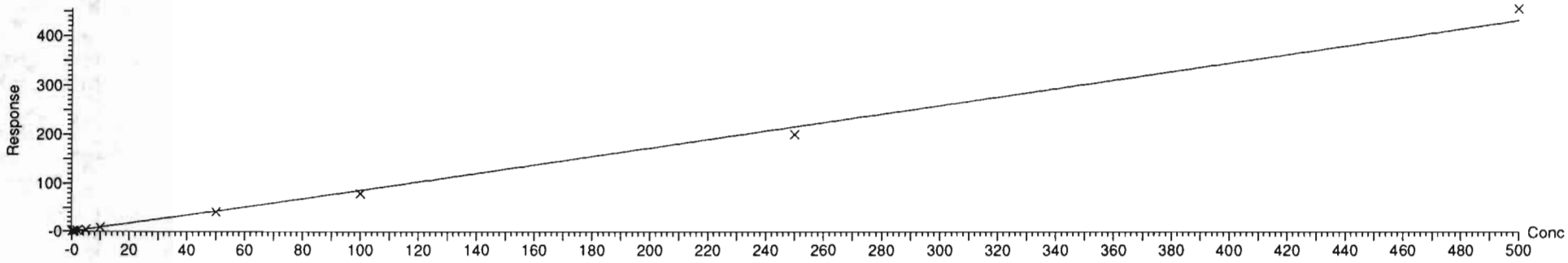

Compound name: L-MeFOSAA
Correlation coefficient: r = 0.998593, r^2 = 0.997188
Calibration curve: 2.46649 * x + 0.120349
Response type: Internal Std (Ref 77), Area * (IS Conc. / IS Area)
Curve type: Linear, Origin: Exclude, Weighting: 1/x, Axis trans: None

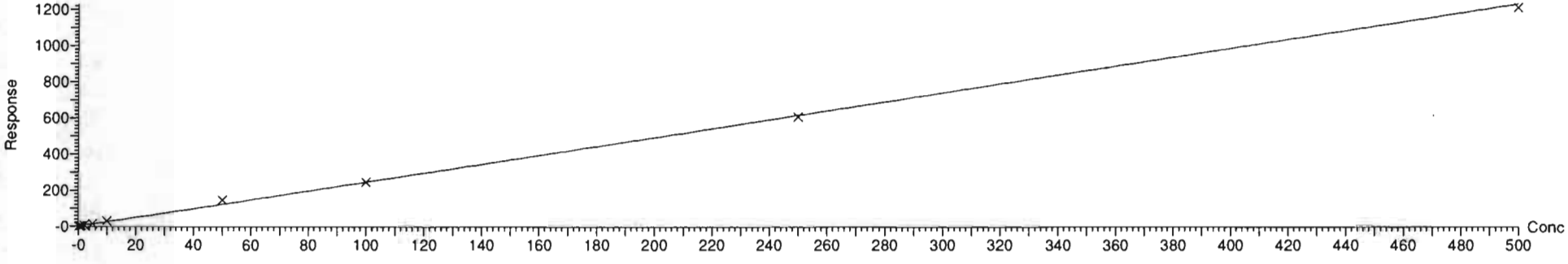

Vista Analytical Laboratory Q1

Dataset: D:\PFAS5.PRO\RESULTS\200330P1\200330P1-CRV.qld

Last Altered: Tuesday, March 31, 2020 09:38:04 Pacific Daylight Time
Printed: Tuesday, March 31, 2020 09:42:02 Pacific Daylight Time

Method: D:\PFAS5.PRO\MethDB\NEW_PFAS_80C_033020.mdb 31 Mar 2020 07:57:04
Calibration: D:\PFAS5.PRO\CurveDB\C18_VAL-PFAS_Q5_03-30-20.cdb 31 Mar 2020 09:38:04

Compound name: L-EtFOSAA
Correlation coefficient: r = 0.999005, r^2 = 0.998012
Calibration curve: 1.45597 * x + -0.0281096
Response type: Internal Std (Ref 81), Area * (IS Conc. / IS Area)
Curve type: Linear, Origin: Exclude, Weighting: 1/x, Axis trans: None

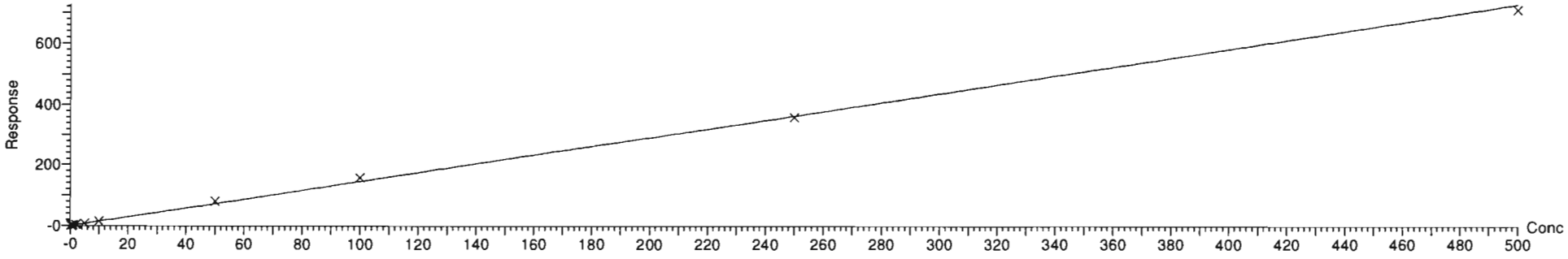

Compound name: PFUdA
Coefficient of Determination: R^2 = 0.999923
Calibration curve: -3.11178e-005 * x^2 + 0.972623 * x + 0.0521037
Response type: Internal Std (Ref 79), Area * (IS Conc. / IS Area)
Curve type: 2nd Order, Origin: Exclude, Weighting: 1/x, Axis trans: None

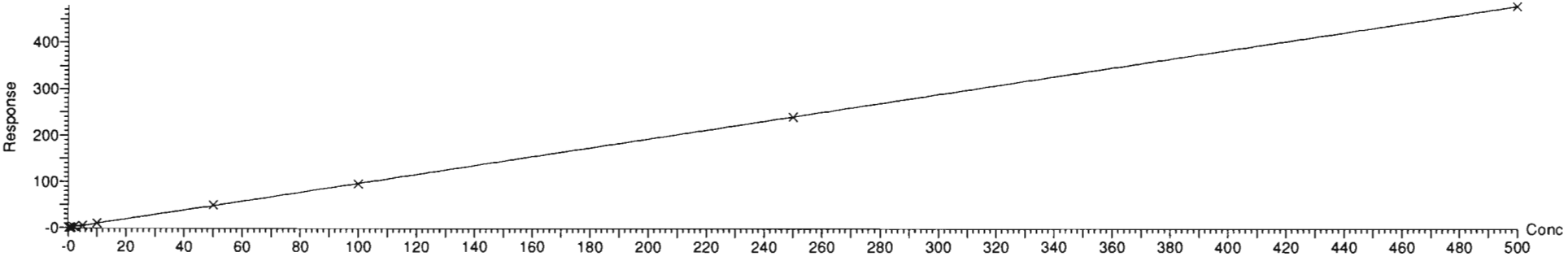

Dataset: D:\PFAS5.PRO\RESULTS\200330P1\200330P1-CRV.qld

Last Altered: Tuesday, March 31, 2020 09:38:04 Pacific Daylight Time
Printed: Tuesday, March 31, 2020 09:42:02 Pacific Daylight Time

Compound name: PFDS
Correlation coefficient: r = 0.997529, r^2 = 0.995064
Calibration curve: 0.786015 * x + -0.0845435
Response type: Internal Std (Ref 71), Area * (IS Conc. / IS Area)
Curve type: Linear, Origin: Exclude, Weighting: 1/x, Axis trans: None

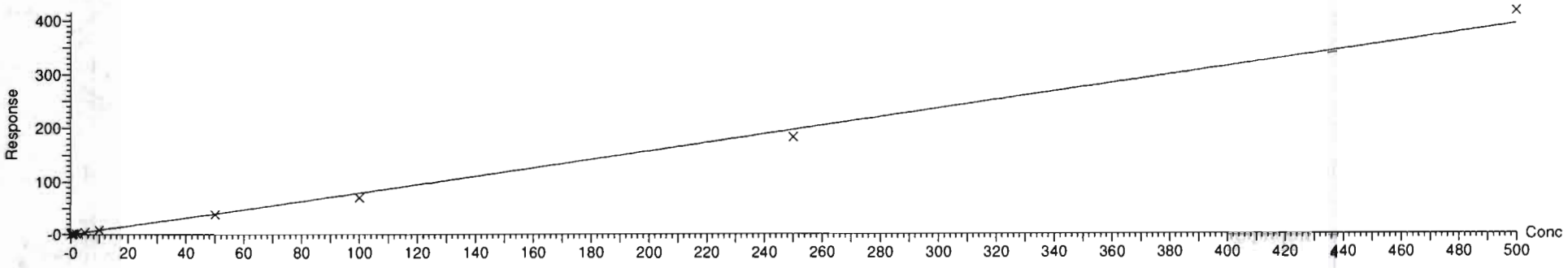

Compound name: 11Cl-PF30UdS
Correlation coefficient: r = 0.997700, r^2 = 0.995404
Calibration curve: 0.424919 * x + 0.0383624
Response type: Internal Std (Ref 83), Area * (IS Conc. / IS Area)
Curve type: Linear, Origin: Exclude, Weighting: 1/x, Axis trans: None

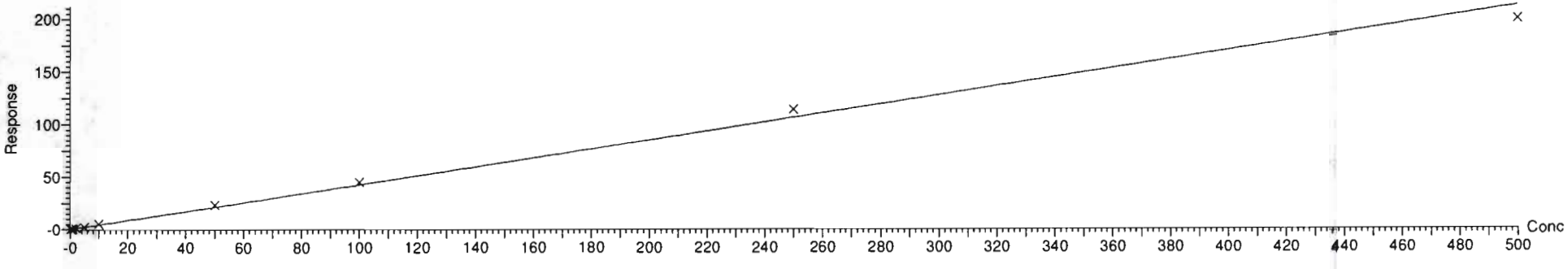

Dataset: D:\PFAS5.PRO\RESULTS\200330P1\200330P1-CRV.qld

Last Altered: Tuesday, March 31, 2020 09:38:04 Pacific Daylight Time
Printed: Tuesday, March 31, 2020 09:42:02 Pacific Daylight Time

Compound name: 10:2 FTS
Coefficient of Determination: R^2 = 0.999153
Calibration curve: -0.0010839 * x^2 + 2.19929 * x + -0.00379025
Response type: Internal Std (Ref 85), Area * (IS Conc. / IS Area)
Curve type: 2nd Order, Origin: Include, Weighting: 1/x, Axis trans: None

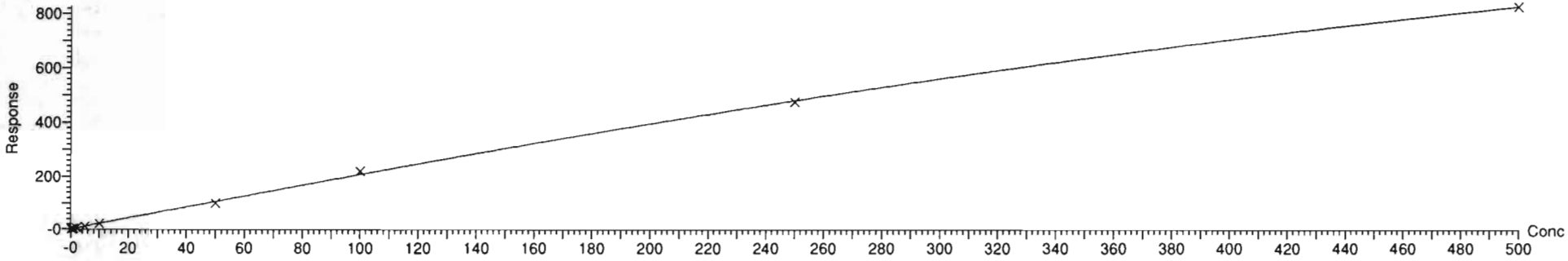

Compound name: PFDoA
Coefficient of Determination: R^2 = 0.999525
Calibration curve: -0.000208154 * x^2 + 1.09058 * x + -0.0519975
Response type: Internal Std (Ref 83), Area * (IS Conc. / IS Area)
Curve type: 2nd Order, Origin: Include, Weighting: 1/x, Axis trans: None

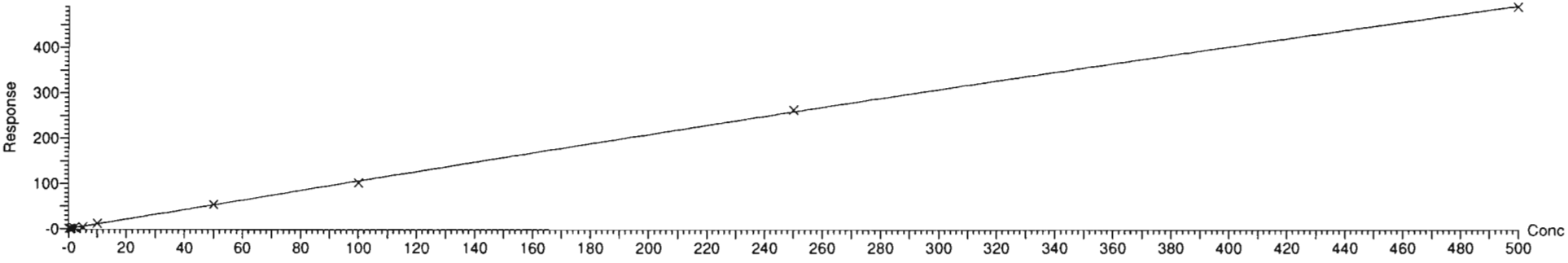

Dataset: D:\PFAS5.PRO\RESULTS\200330P1\200330P1-CRV.qld

Last Altered: Tuesday, March 31, 2020 09:38:04 Pacific Daylight Time
Printed: Tuesday, March 31, 2020 09:42:02 Pacific Daylight Time

Compound name: N-MeFOSA
Coefficient of Determination: R^2 = 0.999779
Calibration curve: -7.23566e-005 * x^2 + 1.10191 * x + 0.0490609
Response type: Internal Std (Ref 87), Area * (IS Conc. / IS Area)
Curve type: 2nd Order, Origin: Include, Weighting: 1/x, Axis trans: None

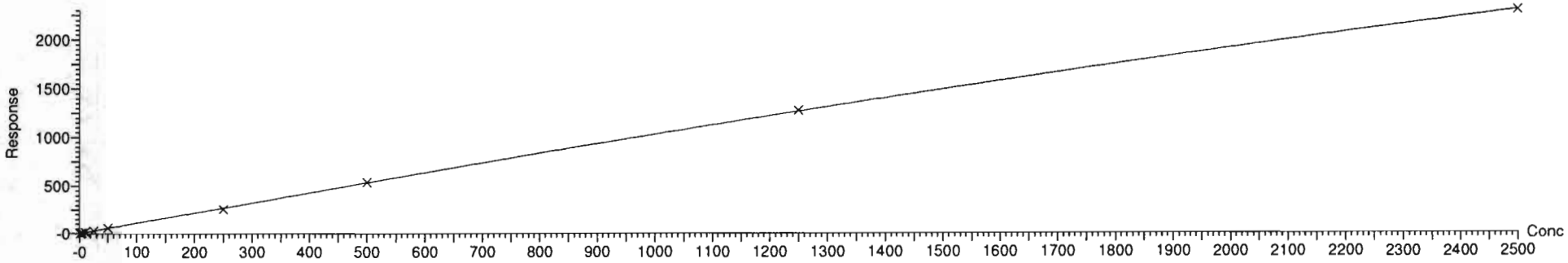

Compound name: PFTrDA
Coefficient of Determination: R^2 = 0.999295
Calibration curve: -0.000427389 * x^2 + 1.16866 * x + -0.0478371
Response type: Internal Std (Ref 83), Area * (IS Conc. / IS Area)
Curve type: 2nd Order, Origin: Exclude, Weighting: 1/x, Axis trans: None

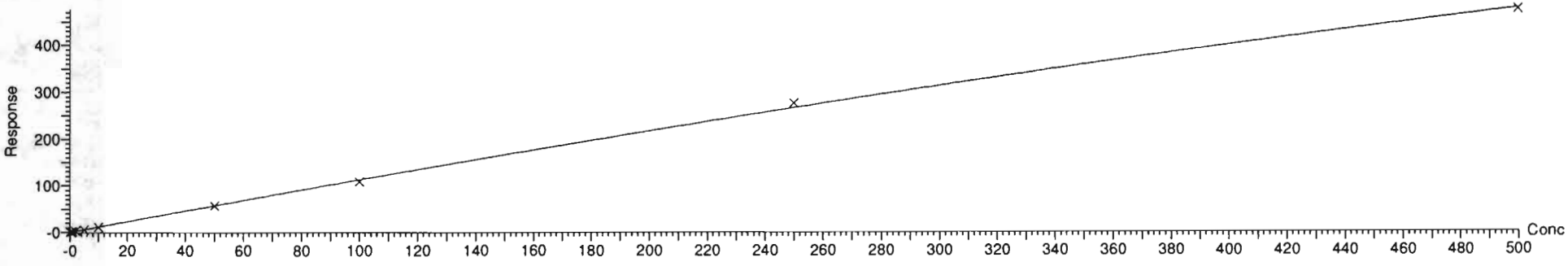

Dataset: D:\PFAS5.PRO\RESULTS\200330P1\200330P1-CRV.qld

Last Altered: Tuesday, March 31, 2020 09:38:04 Pacific Daylight Time
Printed: Tuesday, March 31, 2020 09:42:02 Pacific Daylight Time

Compound name: PFDoS
Coefficient of Determination: R^2 = 0.998796
Calibration curve: -5.91953e-005 * x^2 + 0.15244 * x + -0.0125347
Response type: Internal Std (Ref 89), Area * (IS Conc. / IS Area)
Curve type: 2nd Order, Origin: Exclude, Weighting: 1/x, Axis trans: None

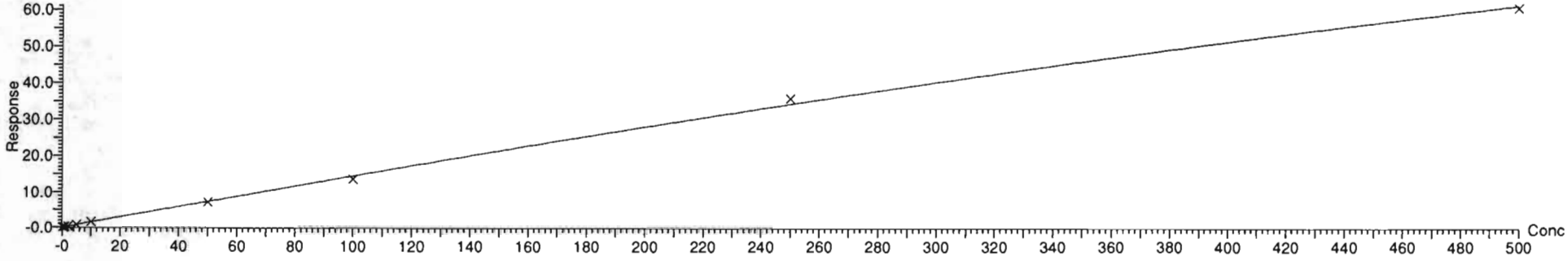

Compound name: PFTeDA
Correlation coefficient: r = 0.999261, r^2 = 0.998522
Calibration curve: 1.02231 * x + 0.0950167
Response type: Internal Std (Ref 89), Area * (IS Conc. / IS Area)
Curve type: Linear, Origin: Exclude, Weighting: 1/x, Axis trans: None

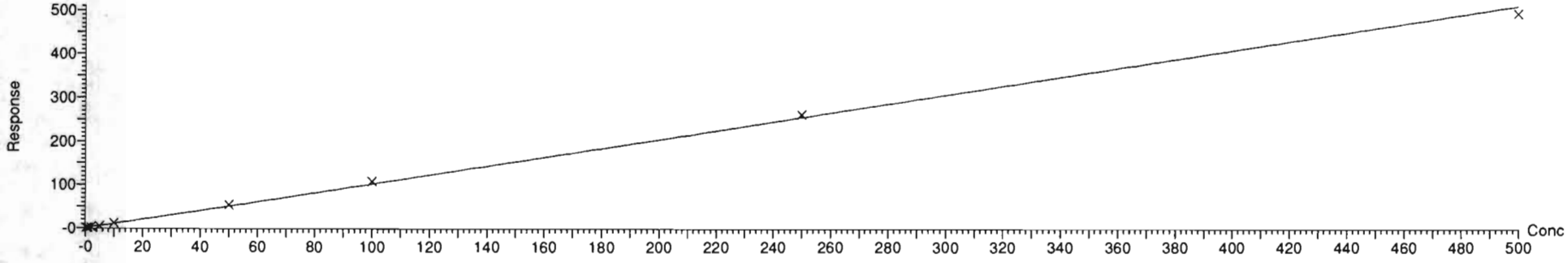

Dataset: D:\PFAS5.PRO\RESULTS\200330P1\200330P1-CRV.qld

Last Altered: Tuesday, March 31, 2020 09:38:04 Pacific Daylight Time
Printed: Tuesday, March 31, 2020 09:42:02 Pacific Daylight Time

Compound name: N-EtFOSA
Coefficient of Determination: R^2 = 0.999902
Calibration curve: -3.24367e-005 * x^2 + 0.939007 * x + -0.0420928
Response type: Internal Std (Ref 91), Area * (IS Conc. / IS Area)
Curve type: 2nd Order, Origin: Exclude, Weighting: 1/x, Axis trans: None

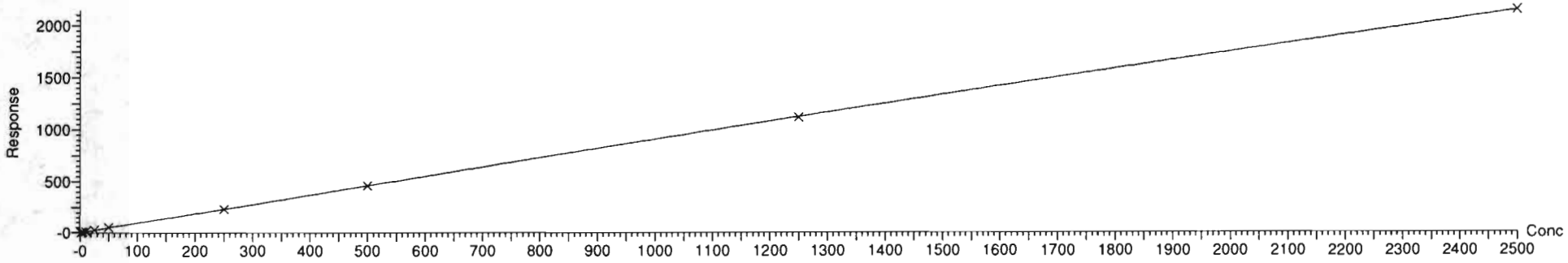

Compound name: PFHxDA
Coefficient of Determination: R^2 = 0.999890
Calibration curve: -7.75924e-005 * x^2 + 0.690937 * x + 0.0692143
Response type: Internal Std (Ref 93), Area * (IS Conc. / IS Area)
Curve type: 2nd Order, Origin: Exclude, Weighting: 1/x, Axis trans: None

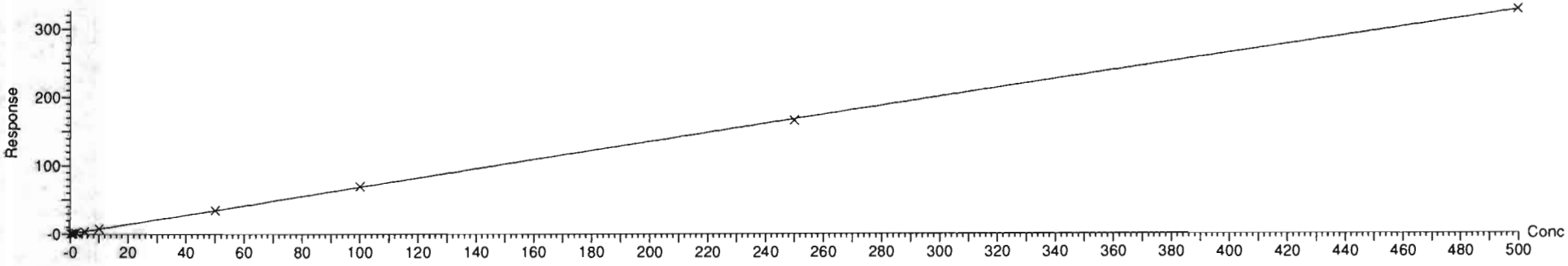

Dataset: D:\PFAS5.PRO\RESULTS\200330P1\200330P1-CRV.qld

Last Altered: Tuesday, March 31, 2020 09:38:04 Pacific Daylight Time
Printed: Tuesday, March 31, 2020 09:42:02 Pacific Daylight Time

Compound name: PFODA
Coefficient of Determination: R^2 = 0.999877
Calibration curve: 4.70992e-005 * x^2 + 0.828527 * x + -0.0344222
Response type: Internal Std (Ref 93), Area * (IS Conc. / IS Area)
Curve type: 2nd Order, Origin: Include, Weighting: 1/x, Axis trans: None

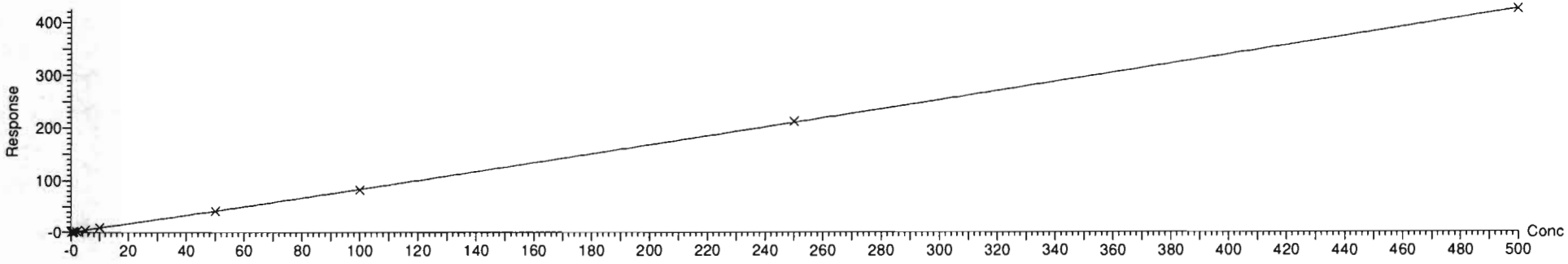

Compound name: N-MeFOSE
Correlation coefficient: r = 0.999944, r^2 = 0.999889
Calibration curve: 1.03921 * x + 0.0312052
Response type: Internal Std (Ref 95), Area * (IS Conc. / IS Area)
Curve type: Linear, Origin: Exclude, Weighting: 1/x, Axis trans: None

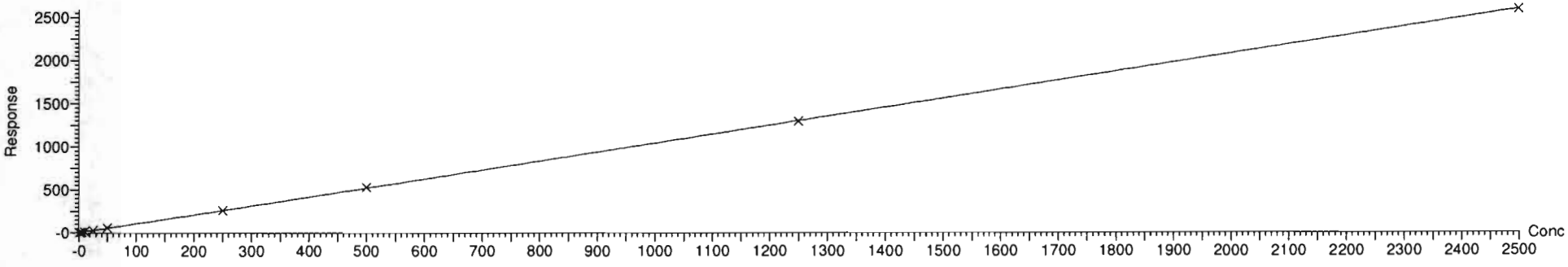

Dataset: D:\PFAS5.PRO\RESULTS\200330P1\200330P1-CRV.qld

Last Altered: Tuesday, March 31, 2020 09:38:04 Pacific Daylight Time
Printed: Tuesday, March 31, 2020 09:42:02 Pacific Daylight Time

Compound name: N-EtFOSE
Correlation coefficient: r = 0.999821, r^2 = 0.999641
Calibration curve: 1.03789 * x + 0.120138
Response type: Internal Std (Ref 97), Area * (IS Conc. / IS Area)
Curve type: Linear, Origin: Exclude, Weighting: 1/x, Axis trans: None

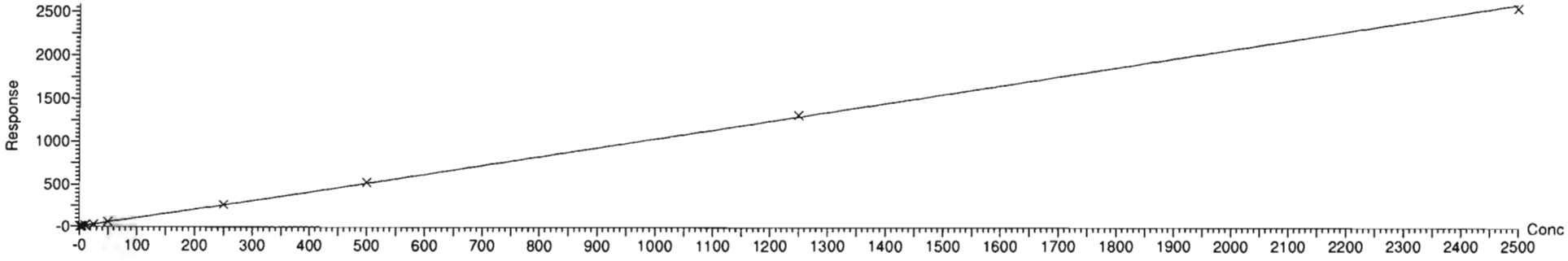

Dataset: D:\PFAS5.PRO\RESULTS\200330P1\200330P1-CRV.qld

Last Altered: Tuesday, March 31, 2020 09:25:36 Pacific Daylight Time
Printed: Tuesday, March 31, 2020 09:25:52 Pacific Daylight Time

Method: D:\PFAS5.PRO\MethDB\NEW_PFAS_80C_033020.mdb 31 Mar 2020 07:57:04
Calibration: 31 Mar 2020 09:25:36

Name: 200330P1-5, Date: 30-Mar-2020, Time: 16:02:22, ID: ST200330P1-1 PFC CS-2 20C2301, Description: PFC CS-2 20C2301

PFBA

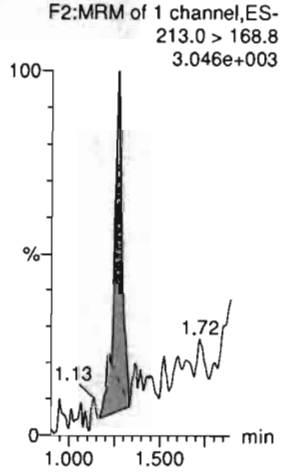

PFPrS

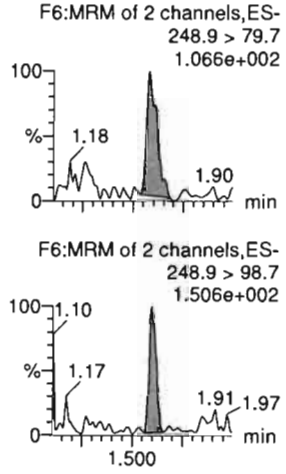

3:3 FTCA

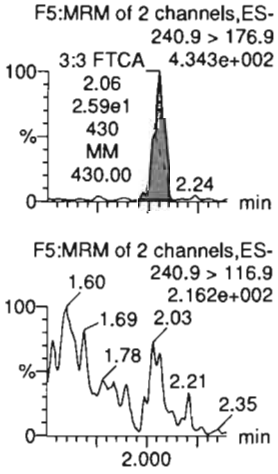

PFPeA

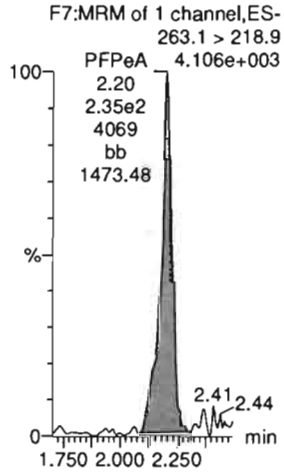

PFBS

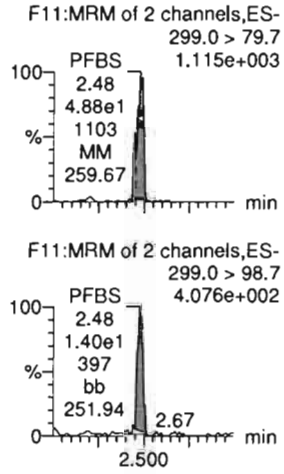

4:2 FTS

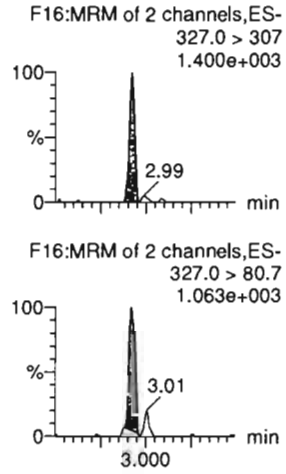

13C3-PFBA-EIS



13C3-PFBS-EIS

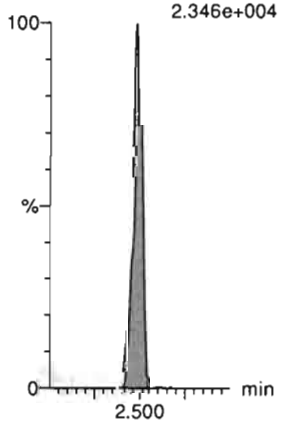

13C3-PFPeA-EIS

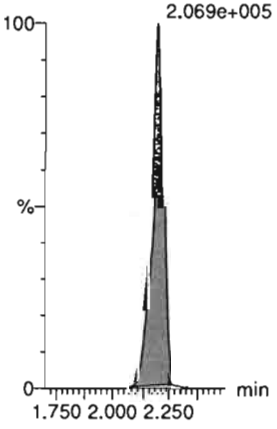

13C3-PFPeA-EIS

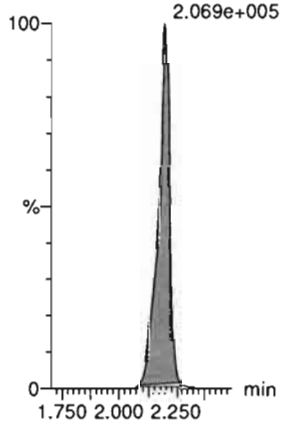

13C3-PFBS-EIS



13C2-4:2 FTS-EIS



Dataset: D:\PFAS5.PRO\RESULTS\200330P1\200330P1-CRV.qld

Last Altered: Tuesday, March 31, 2020 08:55:02 Pacific Daylight Time
Printed: Tuesday, March 31, 2020 08:56:15 Pacific Daylight Time

Name: 200330P1-5, Date: 30-Mar-2020, Time: 16:02:22, ID: ST200330P1-1 PFC CS-2 20C2301, Description: PFC CS-2 20C2301

PFHxA

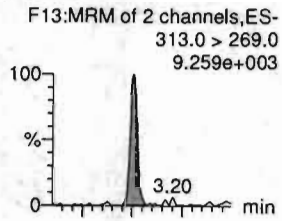

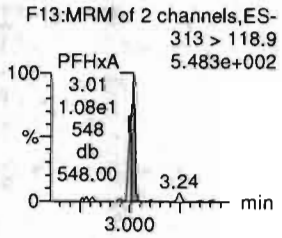

PFPeS

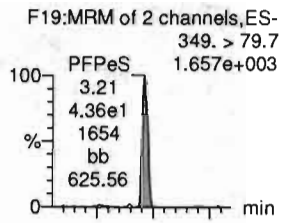

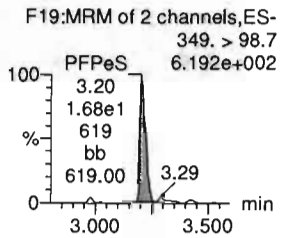

HFPO-DA

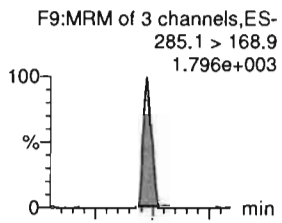

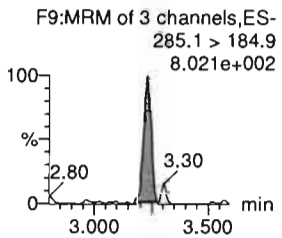

5:3 FTCA

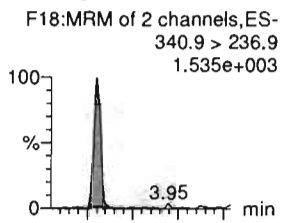

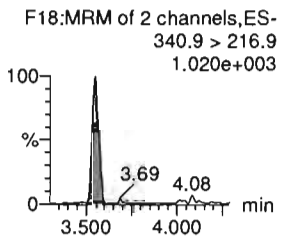

PFHpA

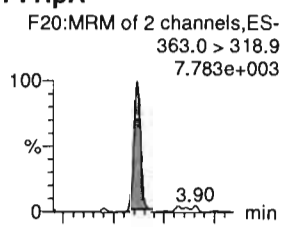

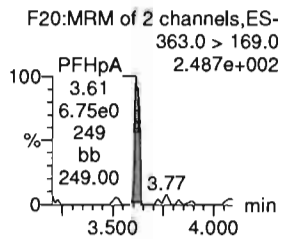

ADONA

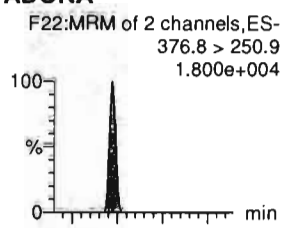

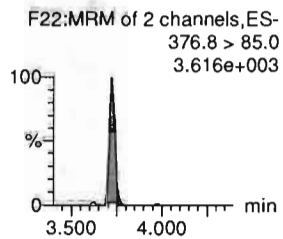

13C2-PFHxA-EIS

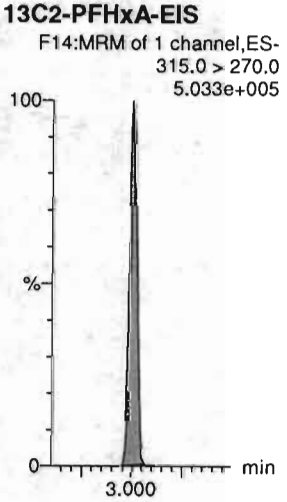

13C3-PFBS-EIS



13C3-HFPO-DA-EIS

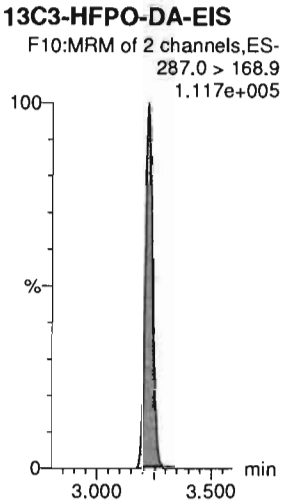

13C4-PFHpA-EIS

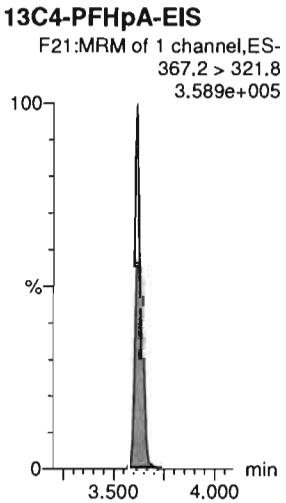

13C4-PFHpA-EIS



13C4-PFHpA-EIS



Dataset: D:\PFAS5.PRO\RESULTS\200330P1\200330P1-CRV.qld

Last Altered: Tuesday, March 31, 2020 08:55:02 Pacific Daylight Time
Printed: Tuesday, March 31, 2020 08:56:15 Pacific Daylight Time

Name: 200330P1-5, Date: 30-Mar-2020, Time: 16:02:22, ID: ST200330P1-1 PFC CS-2 20C2301, Description: PFC CS-2 20C2301

L-PFHxS

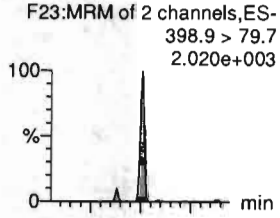

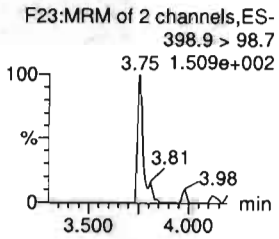

6:2 FTS

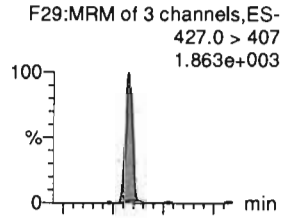

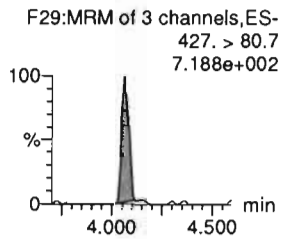

L-PFOA

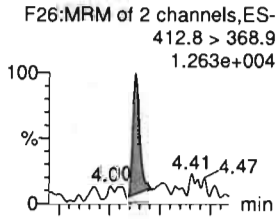

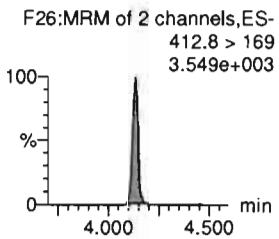

PFEChS

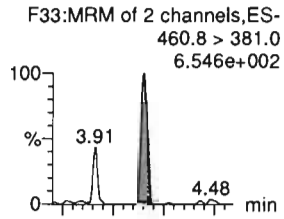

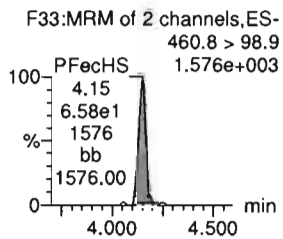

PFHpS

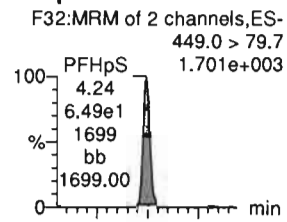

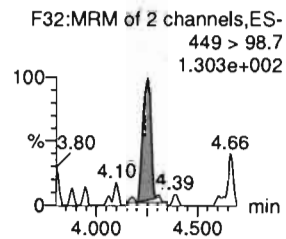

7:3 FTCA

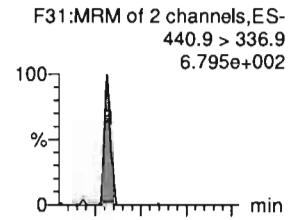

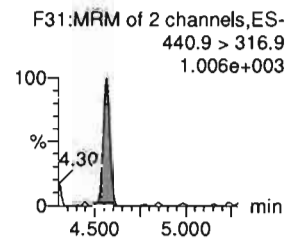

13C3-PFHxS-EIS



13C2-6:2 FTS-EIS

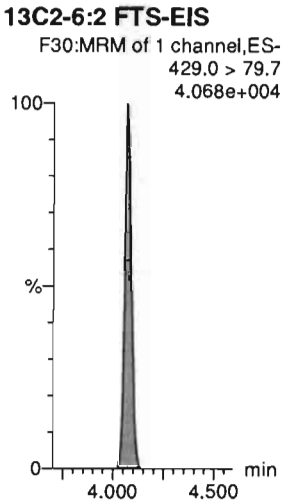

13C2-PFOA-EIS

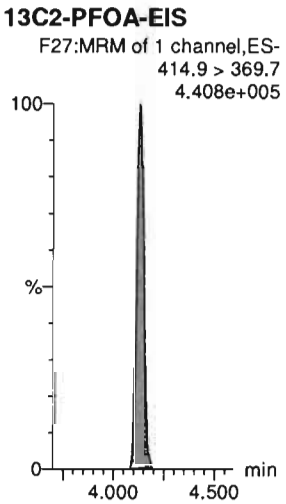

13C2-PFOA-EIS

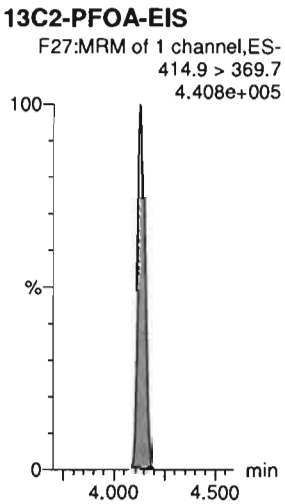

13C8-PFOS-EIS

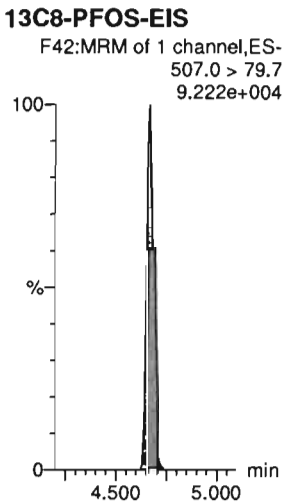

13C5-PFNA-EIS



Dataset: D:\PFAS5.PRO\RESULTS\200330P1\200330P1-CRV.qld

Last Altered: Tuesday, March 31, 2020 08:55:02 Pacific Daylight Time
Printed: Tuesday, March 31, 2020 08:56:15 Pacific Daylight Time

Name: 200330P1-5, Date: 30-Mar-2020, Time: 16:02:22, ID: ST200330P1-1 PFC CS-2 20C2301, Description: PFC CS-2 20C2301

PFNA

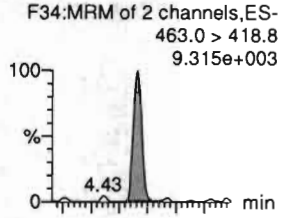

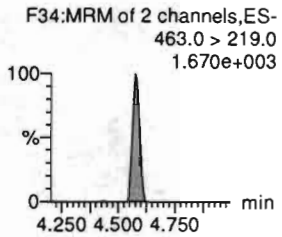

PFOSA

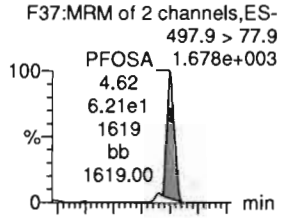

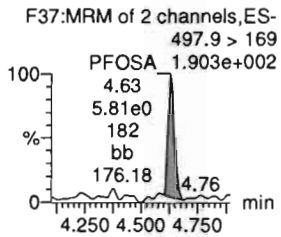

L-PFOS

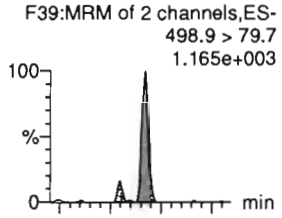

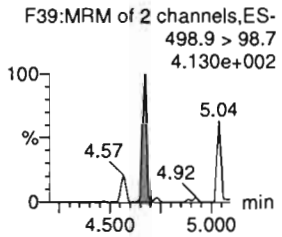

9Cl-PF30NS

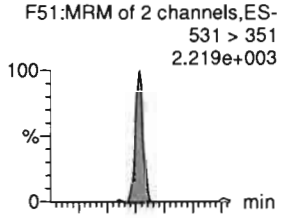

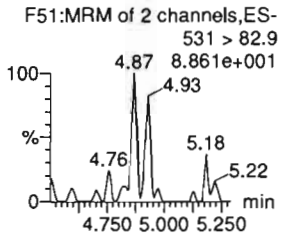

PFDA

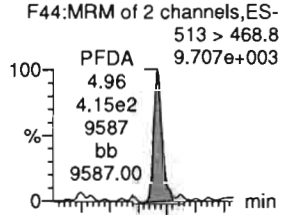

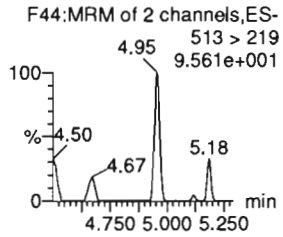

8:2 FTS

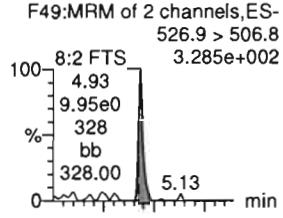

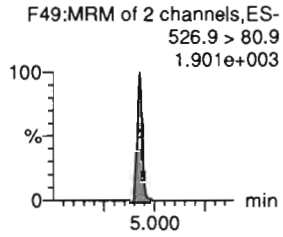

13C5-PFNA-EIS

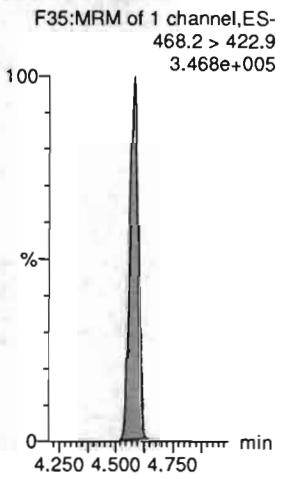

13C8-PFOSA-EIS

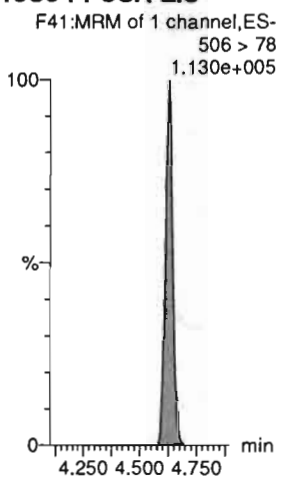

13C8-PFOS-EIS

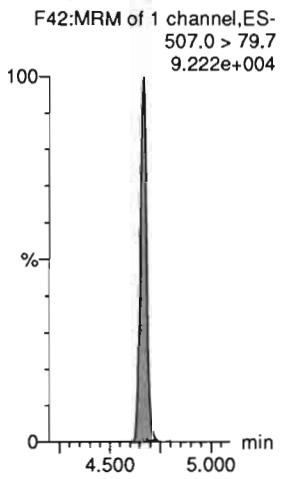

13C8-PFOS-EIS



13C2-PFDA-EIS

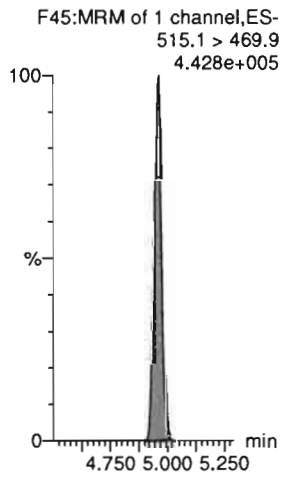

13C2-8:2 FTS-EIS



Dataset: D:\PFAS5.PRO\RESULTS\200330P1\200330P1-CRV.qld

Last Altered: Tuesday, March 31, 2020 08:55:02 Pacific Daylight Time
Printed: Tuesday, March 31, 2020 08:56:15 Pacific Daylight Time

Name: 200330P1-5, Date: 30-Mar-2020, Time: 16:02:22, ID: ST200330P1-1 PFC CS-2 20C2301, Description: PFC CS-2 20C2301

PFNS

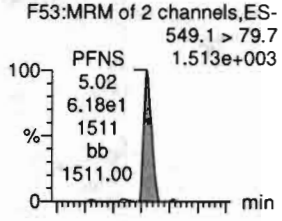

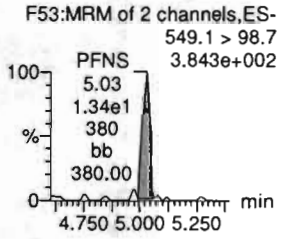

L-MeFOSAA

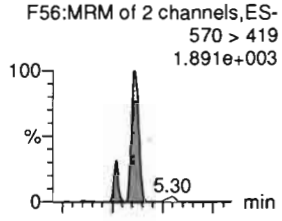

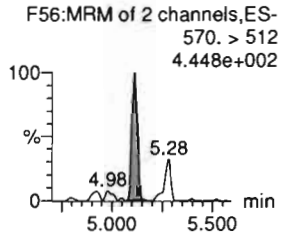

L-EtFOSAA

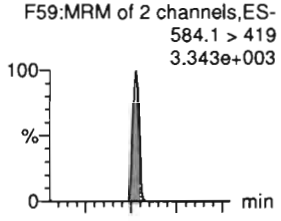

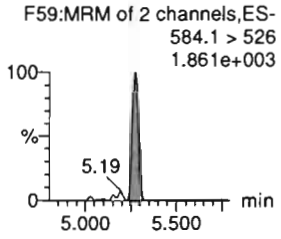

PFUdA

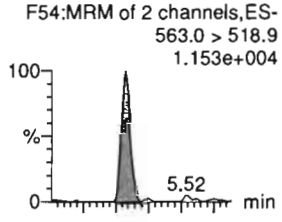

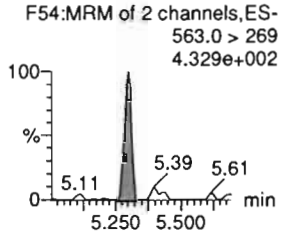

PFDS

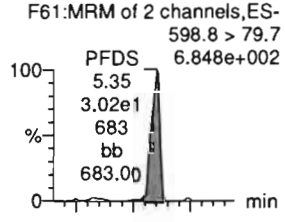

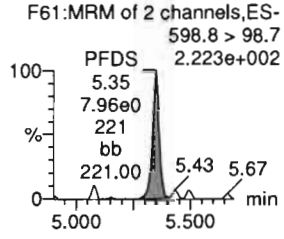

11Cl-PF30UdS

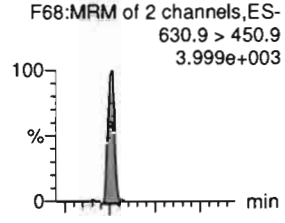

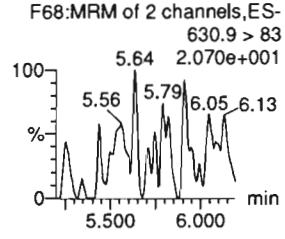

13C8-PFOS-EIS

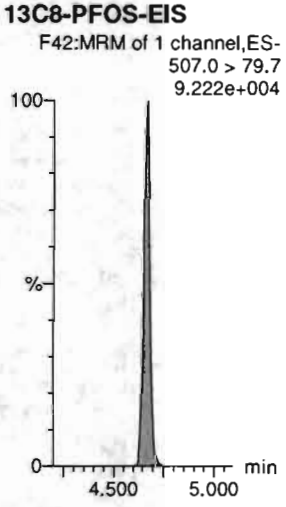

d3-N-MeFOSAA-EIS



d5-N-EtFOSAA-EIS



13C2-PFUdA-EIS

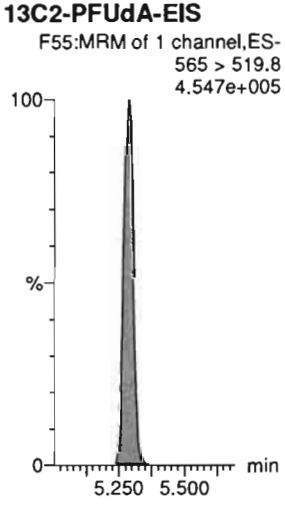

13C8-PFOS-EIS

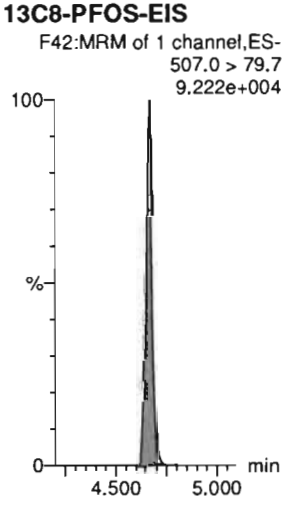

13C2-PFDoA-EIS

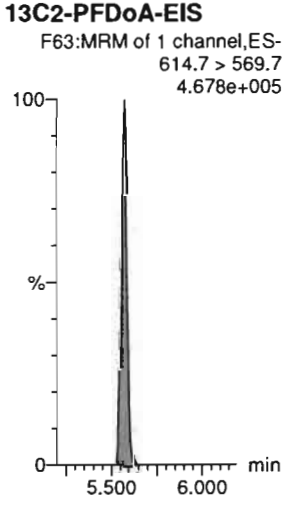

Dataset: D:\PFAS5.PRO\RESULTS\200330P1\200330P1-CRV.qld

Last Altered: Tuesday, March 31, 2020 08:55:02 Pacific Daylight Time
Printed: Tuesday, March 31, 2020 08:56:15 Pacific Daylight Time

Name: 200330P1-5, Date: 30-Mar-2020, Time: 16:02:22, ID: ST200330P1-1 PFC CS-2 20C2301, Description: PFC CS-2 20C2301

10:2 FTS
F66:MRM of 2 channels,ES-
626.9 > 607
1.716e+003

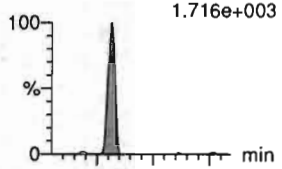

F66:MRM of 2 channels,ES-
626.9 > 80.7
1.312e+003

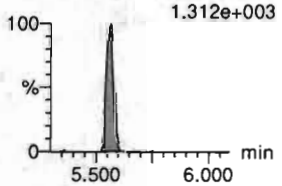

PFDoA
F62:MRM of 4 channels,ES-
612.9 > 569.0
1.012e+004

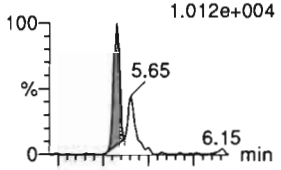

F62:MRM of 4 channels,ES-
612.9 > 318.8
1.588e+003

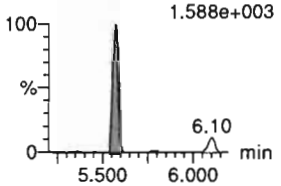

N-MeFOSA
F43:MRM of 2 channels,ES-
512.1 > 168.9
2.920e+003

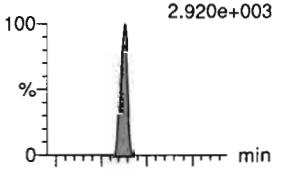

F43:MRM of 2 channels,ES-
512.1 > 219
2.222e+003

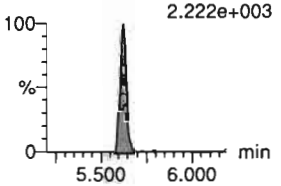

PFTrDA
F71:MRM of 2 channels,ES-
662.9 > 618.9
1.038e+004

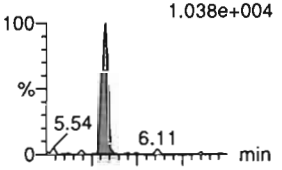

F71:MRM of 2 channels,ES-
662.9 > 319
2.586e+002

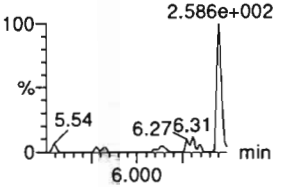

PFDoS
F72:MRM of 2 channels,ES-
698.8 > 79.7
1.209e+003

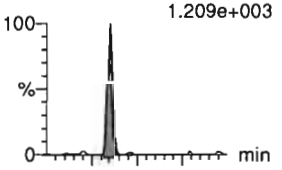

F72:MRM of 2 channels,ES-
698.8 > 98.7
3.434e+002

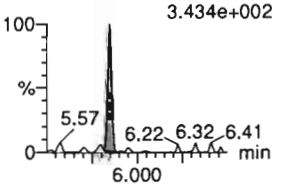

PFTeDA
F73:MRM of 2 channels,ES-
713.0 > 669.0
1.187e+004

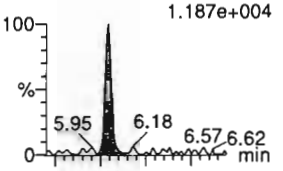

F73:MRM of 2 channels,ES-
713. > 369.0
1.573e+002

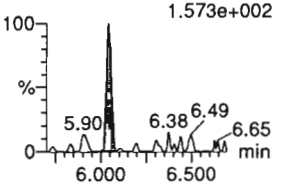

13C2-10:2 FTS-EIS
F69:MRM of 1 channel,ES-
632.9 > 80.0
2.870e+004



13C2-PFDoA-EIS
F63:MRM of 1 channel,ES-
614.7 > 569.7
4.678e+005

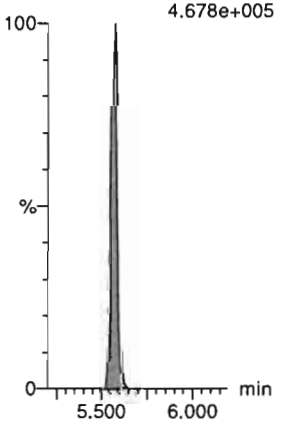

d3-N-MeFOSA-EIS
F46:MRM of 1 channel,ES-
515.2 > 168.9
4.339e+005

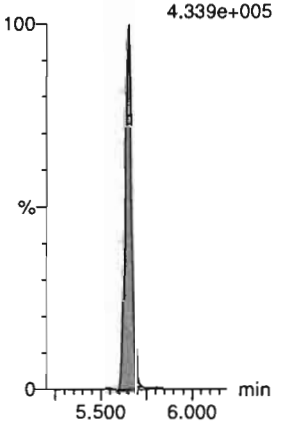

13C2-PFDoA-EIS
F63:MRM of 1 channel,ES-
614.7 > 569.7
4.678e+005

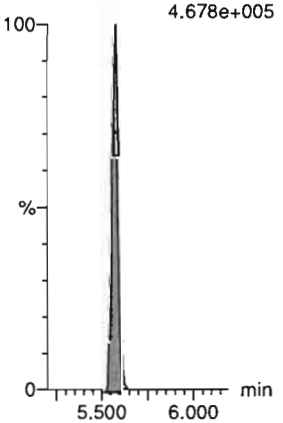

13C2-PFTeDA-EIS
F74:MRM of 2 channels,ES-
715.1 > 669.7
4.674e+005



13C2-PFTeDA-EIS
F74:MRM of 2 channels,ES-
715.1 > 669.7
4.674e+005



Dataset: D:\PFAS5.PRO\RESULTS\200330P1\200330P1-CRV.qld

Last Altered: Tuesday, March 31, 2020 08:55:02 Pacific Daylight Time
Printed: Tuesday, March 31, 2020 08:56:15 Pacific Daylight Time

Name: 200330P1-5, Date: 30-Mar-2020, Time: 16:02:22, ID: ST200330P1-1 PFC CS-2 20C2301, Description: PFC CS-2 20C2301

N-EtFOSA

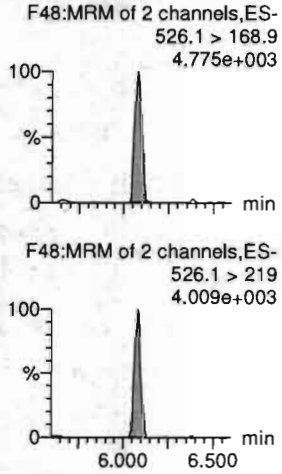

PFHxDA

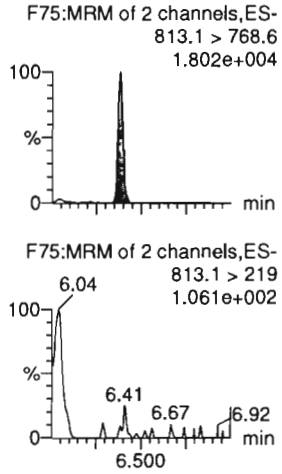

PFODA

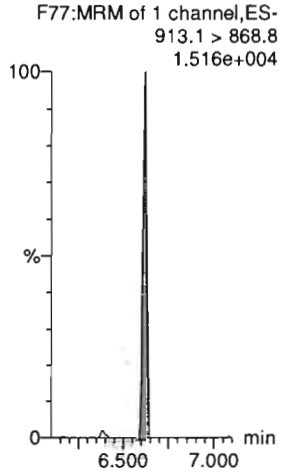

N-MeFOSE

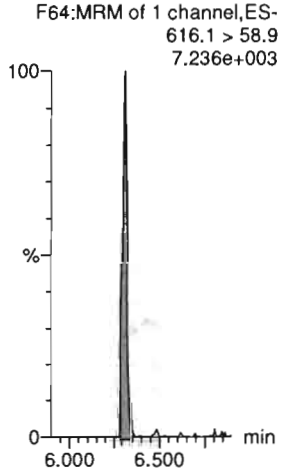

N-EtFOSE

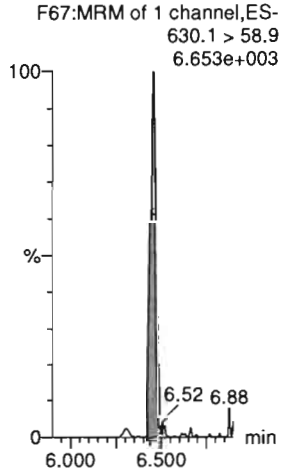

13C3-PFBA-RSD



d5-N-ETFOSA-EIS

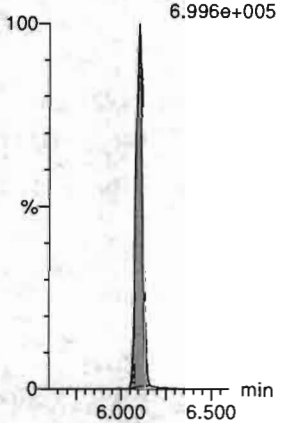

13C2-PFHxDA-EIS

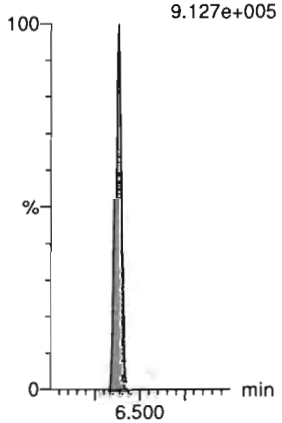

13C2-PFHxDA-EIS

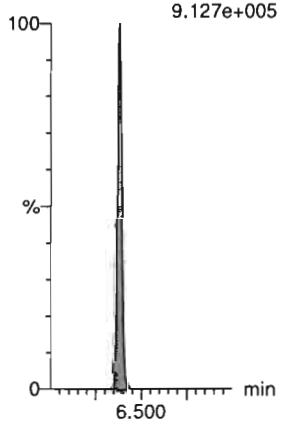

d7-N-MeFOSE-EIS



d9-N-EtFOSE-EIS



13C3-PFPeA-RSD

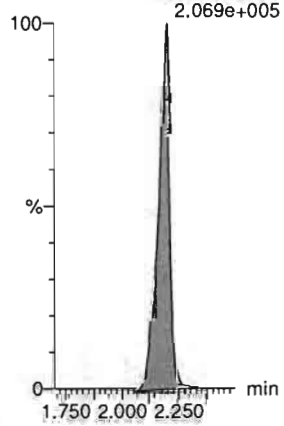

Dataset: D:\PFAS5.PRO\RESULTS\200330P1\200330P1-CRV.qld

Last Altered: Tuesday, March 31, 2020 08:55:02 Pacific Daylight Time
Printed: Tuesday, March 31, 2020 08:56:15 Pacific Daylight Time

Name: 200330P1-5, Date: 30-Mar-2020, Time: 16:02:22, ID: ST200330P1-1 PFC CS-2 20C2301, Description: PFC CS-2 20C2301

13C3-PFBS-RSD
F12:MRM of 1 channel,ES-
302.0 > 98.8
2.346e+004



13C3-HFPO-DA-RSD
F10:MRM of 2 channels,ES-
287.0 > 168.9
1.117e+005

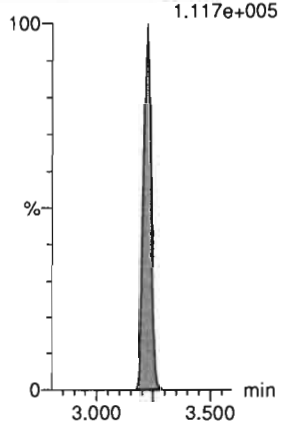

13C2-4:2 FTS-RSD
F17:MRM of 2 channels,ES-
329.0 > 79.7
4.428e+004



13C2-PFHxA-RSD
F14:MRM of 1 channel,ES-
315.0 > 270.0
5.033e+005



13C4-PFHpA-RSD
F21:MRM of 1 channel,ES-
367.2 > 321.8
3.589e+005



13C3-PFHxS-RSD
F24:MRM of 1 channel,ES-
401.8 > 79.7
7.068e+004

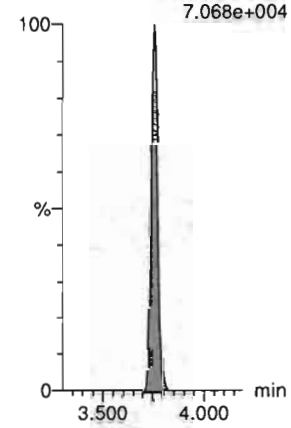

13C2-6:2 FTS-RSD
F30:MRM of 1 channel,ES-
429.0 > 79.7
4.068e+004

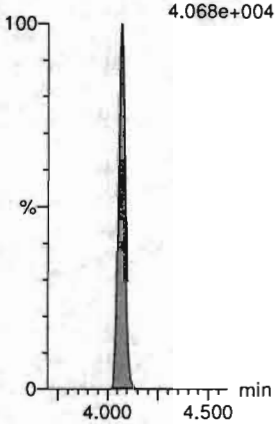

13C5-PFNA-RSD
F35:MRM of 1 channel,ES-
468.2 > 422.9
3.468e+005



13C8-PFOSA-RSD
F41:MRM of 1 channel,ES-
506 > 78
1.130e+005



13C2-PFOA-RSD
F27:MRM of 1 channel,ES-
414.9 > 369.7
4.408e+005



13C8-PFOS-RSD
F42:MRM of 1 channel,ES-
507.0 > 79.7
9.222e+004



13C2-PFDA-RSD
F45:MRM of 1 channel,ES-
515.1 > 469.9
4.428e+005

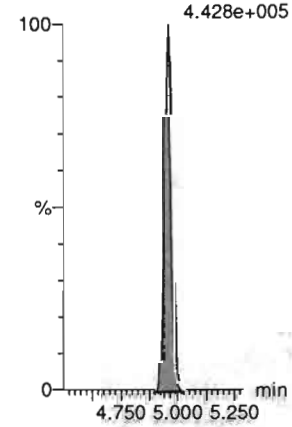

Dataset: D:\PFAS5.PRO\RESULTS\200330P1\200330P1-CRV.qld

Last Altered: Tuesday, March 31, 2020 08:55:02 Pacific Daylight Time
Printed: Tuesday, March 31, 2020 08:56:15 Pacific Daylight Time

Name: 200330P1-5, Date: 30-Mar-2020, Time: 16:02:22, ID: ST200330P1-1 PFC CS-2 20C2301, Description: PFC CS-2 20C2301

13C2-8:2 FTS-RSD
F50:MRM of 1 channel,ES-
529 > 79.7
3.406e+004

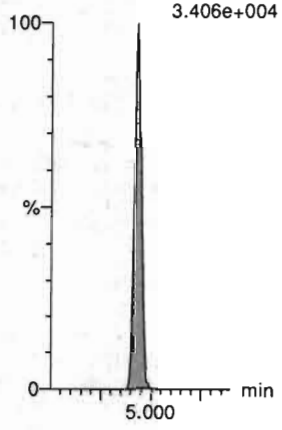

d3-N-MeFOSAA-RSD
F58:MRM of 1 channel,ES-
573.3 > 419
4.770e+004

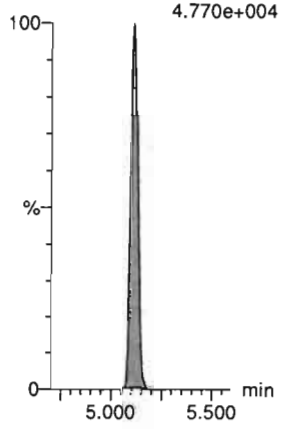

13C2-PFUdA-RSD
F55:MRM of 1 channel,ES-
565 > 519.8
4.547e+005



d5-N-EtFOSAA-RSD
F60:MRM of 1 channel,ES-
589.3 > 419
8.684e+004

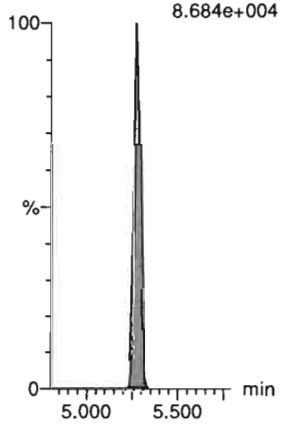

13C2-PFDoA-RSD
F63:MRM of 1 channel,ES-
614.7 > 569.7
4.678e+005

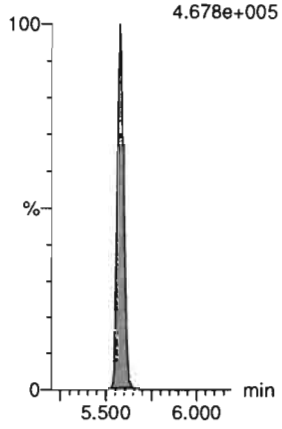

13C2-10:2 FTS-RSD
F69:MRM of 1 channel,ES-
632.9 > 80.0
2.870e+004



d3-N-MeFOSA-RSD
F46:MRM of 1 channel,ES-
515.2 > 168.9
4.339e+005

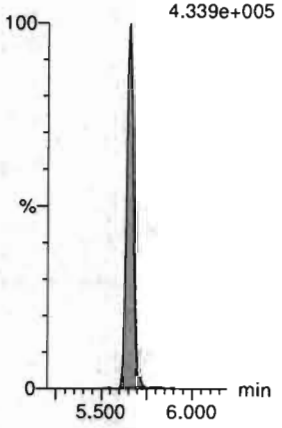

13C2-PFTeDA-RSD
F74:MRM of 2 channels,ES-
715.1 > 669.7
4.674e+005



d5-N-ETFOSA-RSD
F52:MRM of 1 channel,ES-
531.1 > 168.9
6.996e+005

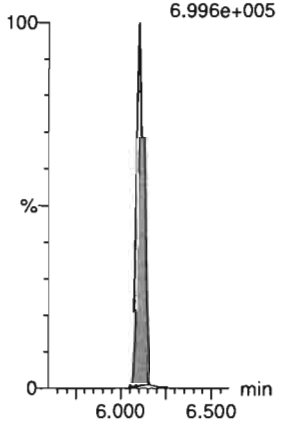

13C2-PFHxDA-RSD
F76:MRM of 1 channel,ES-
815 > 769.7
9.127e+005

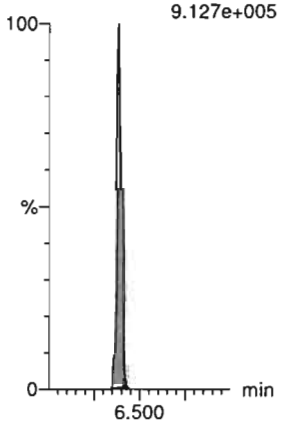

d9-N-EtFOSE-RSD
F70:MRM of 1 channel,ES-
639.2 > 58.8
8.587e+005



d7-N-MeFOSE-RSD
F65:MRM of 1 channel,ES-
623.1 > 58.9
7.372e+005

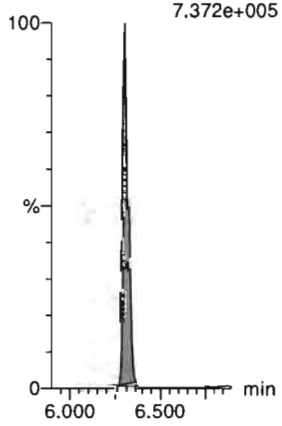

Dataset: D:\PFAS5.PRO\RESULTS\200330P1\200330P1-CRV.qld

Last Altered: Tuesday, March 31, 2020 08:55:02 Pacific Daylight Time
Printed: Tuesday, March 31, 2020 08:56:15 Pacific Daylight Time

Name: 200330P1-5, Date: 30-Mar-2020, Time: 16:02:22, ID: ST200330P1-1 PFC CS-2 20C2301, Description: PFC CS-2 20C2301

13C4-PFBA



13C5-PFHxA



13C8-PFOA



18O2-PFHxS



13C9-PFNA



13C4-PFOS



13C6-PFDA

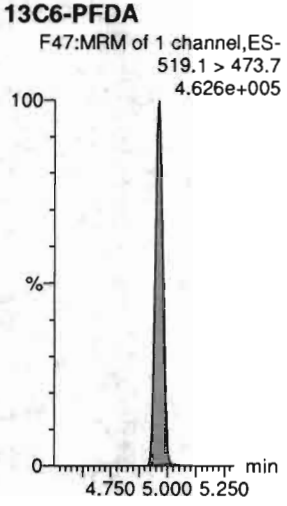

13C7-PFUdA

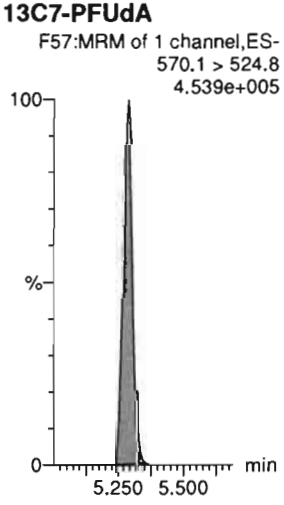

Dataset: D:\PFAS5.PRO\RESULTS\200330P1\200330P1-CRV.qld

Last Altered: Tuesday, March 31, 2020 08:55:02 Pacific Daylight Time
Printed: Tuesday, March 31, 2020 08:56:15 Pacific Daylight Time

Name: 200330P1-6, Date: 30-Mar-2020, Time: 16:12:53, ID: ST200330P1-2 PFC CS-1 20C2302, Description: PFC CS-1 20C2302

PFBA

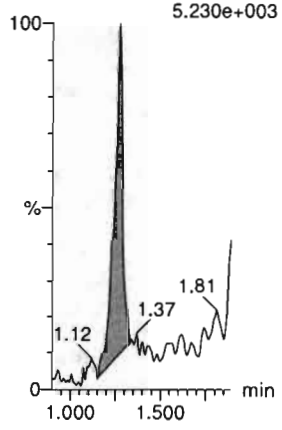

PFPrS

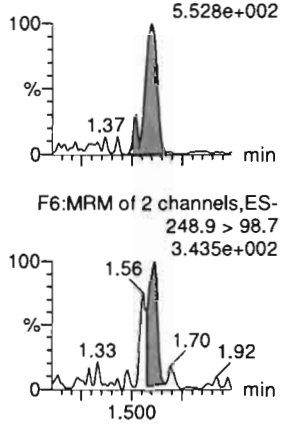

3:3 FTCA

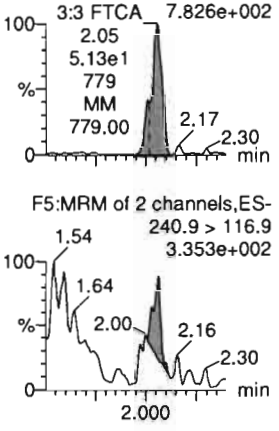

PFPeA

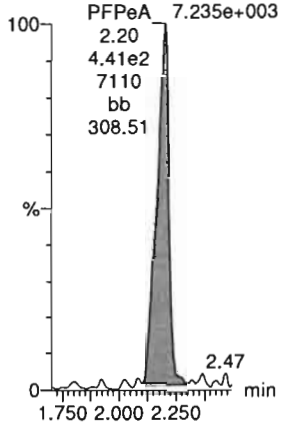

PFBS

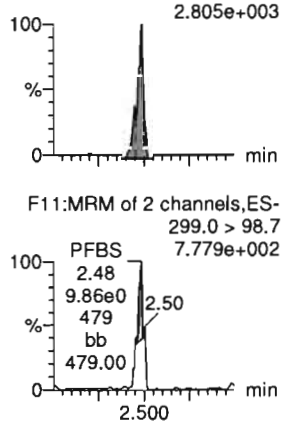

4:2 FTS

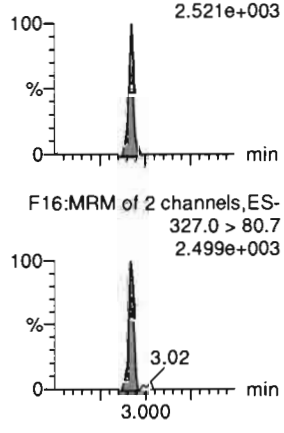

13C3-PFBA-EIS

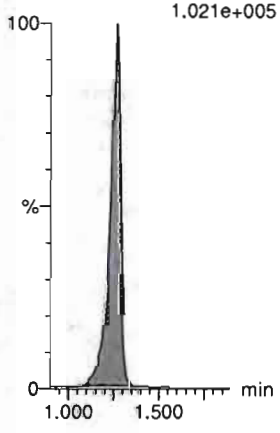

13C3-PFBS-EIS

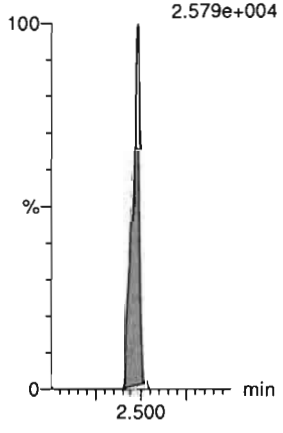

13C3-PFPeA-EIS

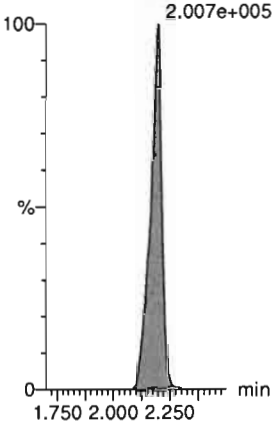

13C3-PFPeA-EIS

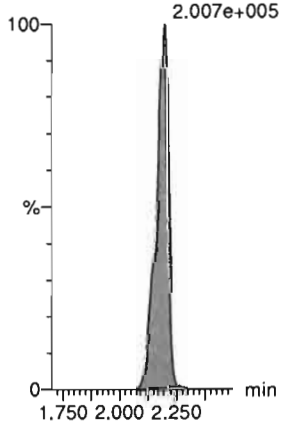

13C3-PFBS-EIS



13C2-4:2 FTS-EIS



Dataset: D:\PFAS5.PRO\RESULTS\200330P1\200330P1-CRV.qld

Last Altered: Tuesday, March 31, 2020 09:25:36 Pacific Daylight Time
Printed: Tuesday, March 31, 2020 09:25:52 Pacific Daylight Time

Name: 200330P1-6, Date: 30-Mar-2020, Time: 16:12:53, ID: ST200330P1-2 PFC CS-1 20C2302, Description: PFC CS-1 20C2302

PFHxA

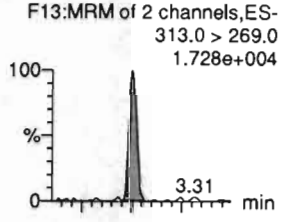

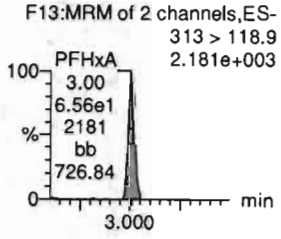

PFPeS

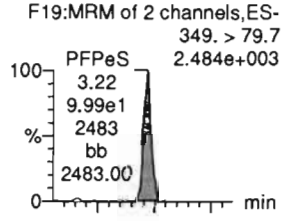

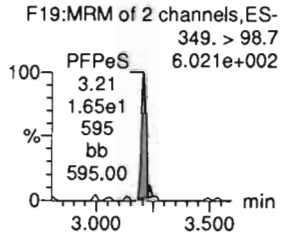

HFPO-DA

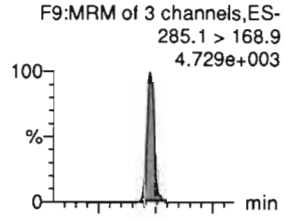

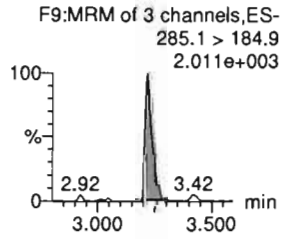

5:3 FTCA

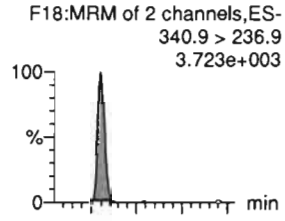

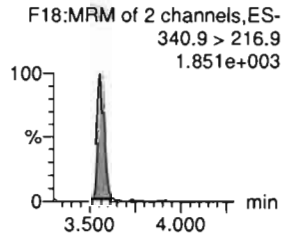

PFHpA

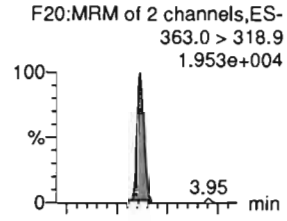

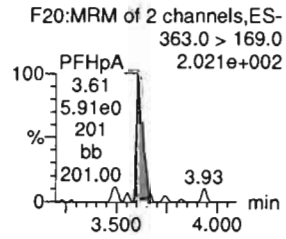

ADONA

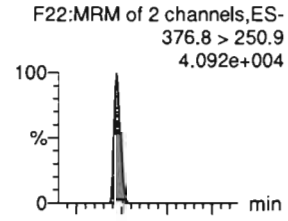

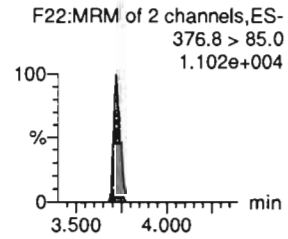

13C2-PFHxA-EIS



13C3-PFBS-EIS

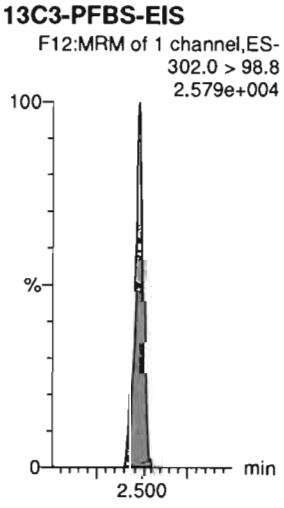

13C3-HFPO-DA-EIS



13C4-PFHpA-EIS

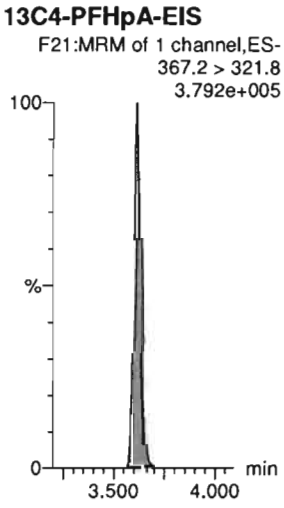

13C4-PFHpA-EIS



13C4-PFHpA-EIS



Dataset: D:\PFAS5.PRO\RESULTS\200330P1\200330P1-CRV.qld

Last Altered: Tuesday, March 31, 2020 08:55:02 Pacific Daylight Time
Printed: Tuesday, March 31, 2020 08:56:15 Pacific Daylight Time

Name: 200330P1-6, Date: 30-Mar-2020, Time: 16:12:53, ID: ST200330P1-2 PFC CS-1 20C2302, Description: PFC CS-1 20C2302

L-PFHxS

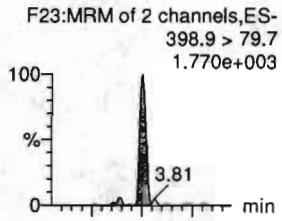

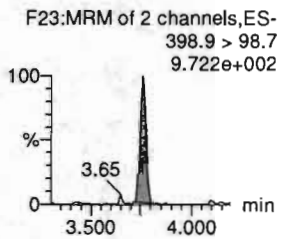

6:2 FTS

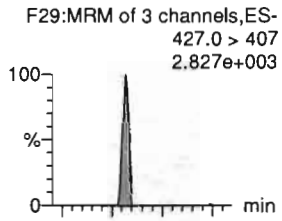

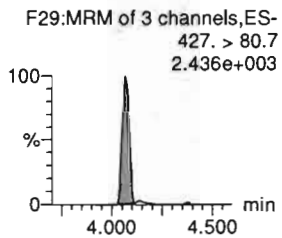

L-PFOA

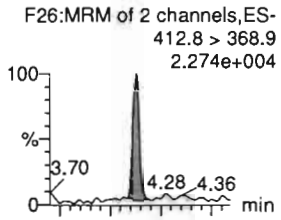

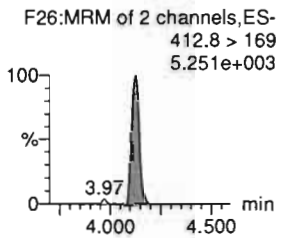

PFEChS

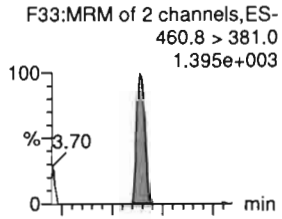

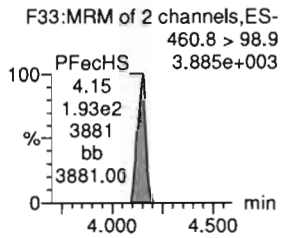

PFHpS

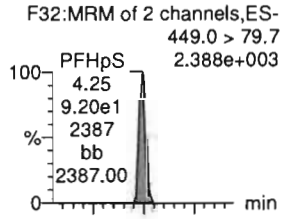

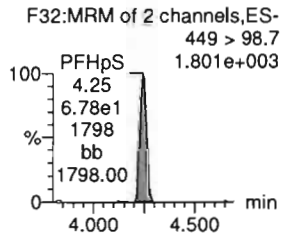

7:3 FTCA

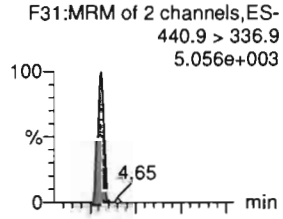

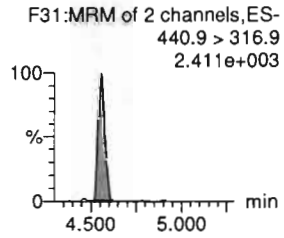

13C3-PFHxS-EIS

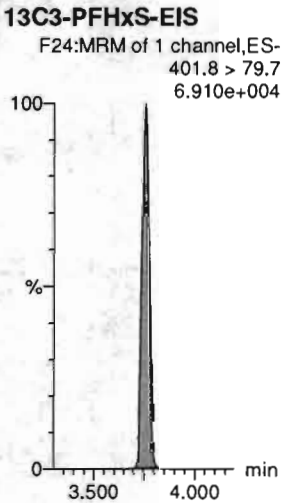

13C2-6:2 FTS-EIS

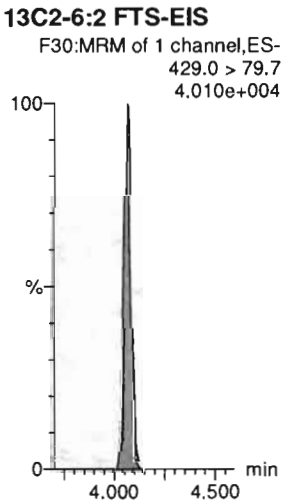

13C2-PFOA-EIS



13C2-PFOA-EIS



13C8-PFOS-EIS



13C5-PFNA-EIS



Dataset: D:\PFAS5.PRO\RESULTS\200330P1\200330P1-CRV.qld

Last Altered: Tuesday, March 31, 2020 08:55:02 Pacific Daylight Time
Printed: Tuesday, March 31, 2020 08:56:15 Pacific Daylight Time

Name: 200330P1-6, Date: 30-Mar-2020, Time: 16:12:53, ID: ST200330P1-2 PFC CS-1 20C2302, Description: PFC CS-1 20C2302

PFNA

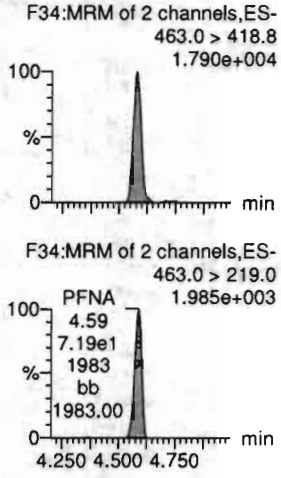

PFOSA

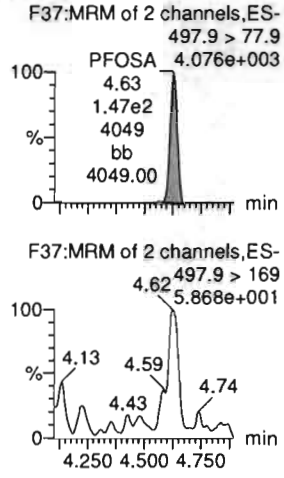

L-PFOS

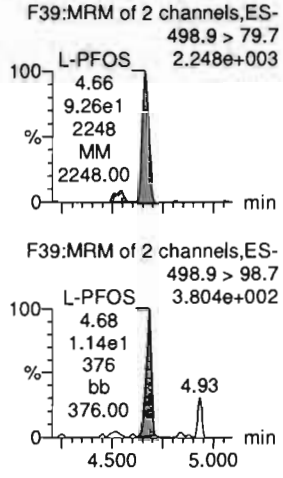

9CI-PF30NS

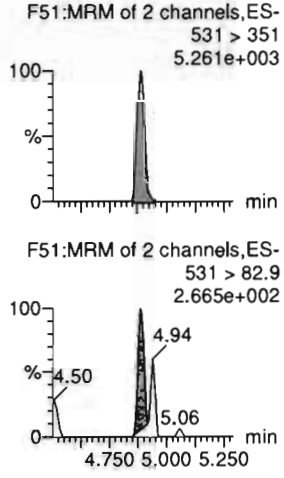

PFDA

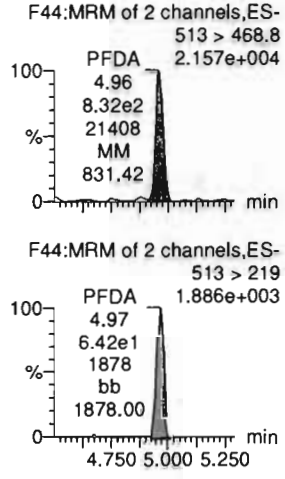

8:2 FTS

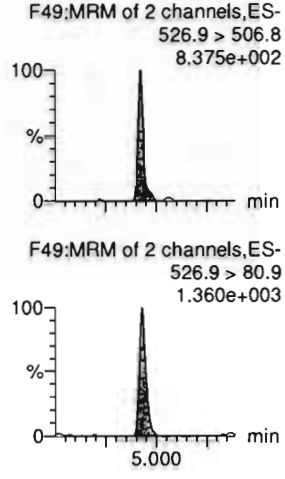

13C5-PFNA-EIS



13C8-PFOSA-EIS

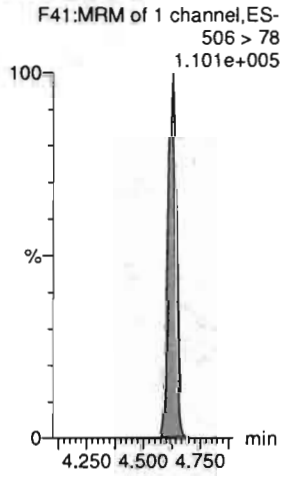

13C8-PFOS-EIS



13C8-PFOS-EIS



13C2-PFDA-EIS



13C2-8:2 FTS-EIS



Dataset: D:\PFAS5.PRO\RESULTS\200330P1\200330P1-CRV.qld

Last Altered: Tuesday, March 31, 2020 08:55:02 Pacific Daylight Time
Printed: Tuesday, March 31, 2020 08:56:15 Pacific Daylight Time

Name: 200330P1-6, Date: 30-Mar-2020, Time: 16:12:53, ID: ST200330P1-2 PFC CS-1 20C2302, Description: PFC CS-1 20C2302

PFNS

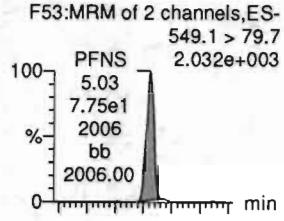

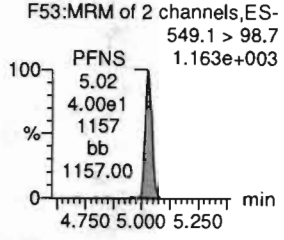

L-MeFOSAA

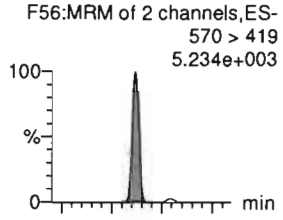

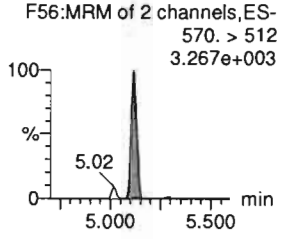

L-EtFOSAA

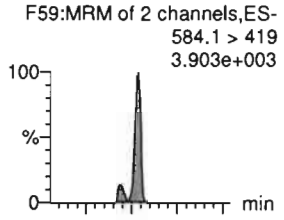

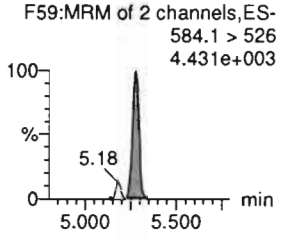

PFUdA

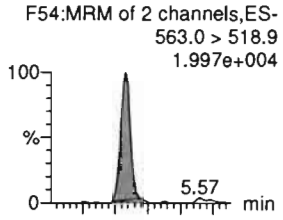

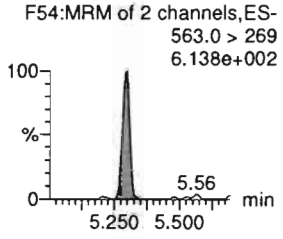

PFDS

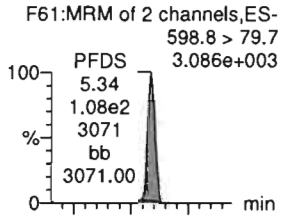

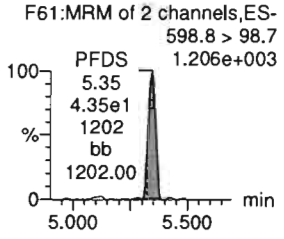

11Cl-PF30UdS

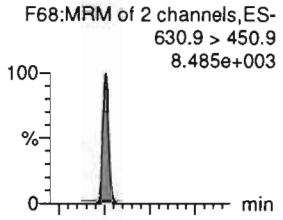

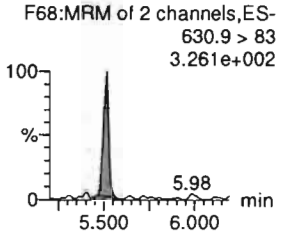

13C8-PFOS-EIS

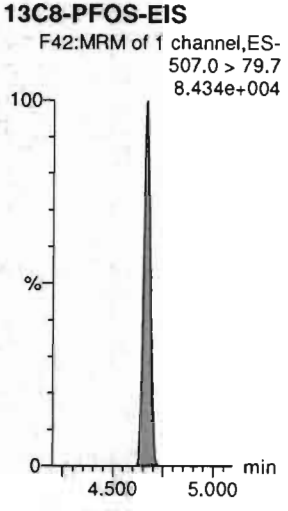

d3-N-MeFOSAA-EIS

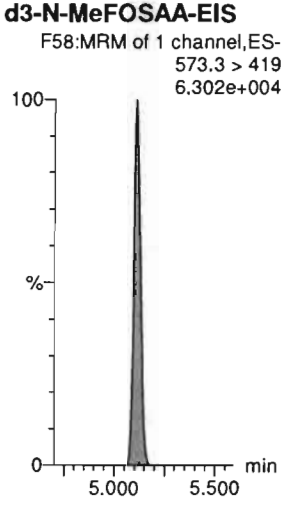

d5-N-EtFOSAA-EIS

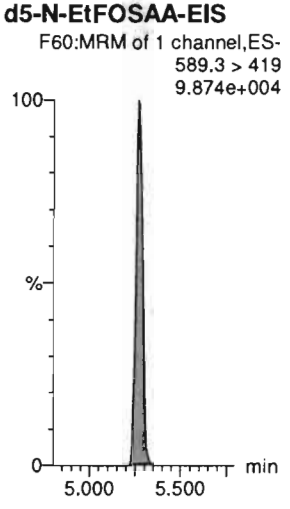

13C2-PFUdA-EIS

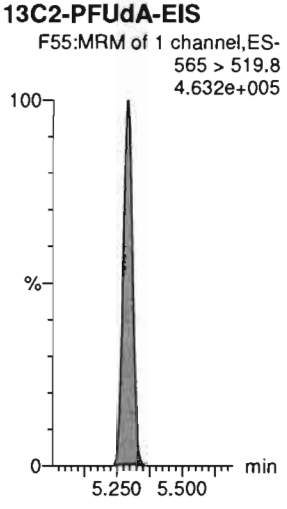

13C8-PFOS-EIS

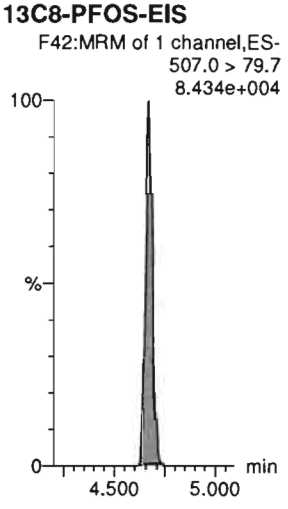

13C2-PFDoA-EIS

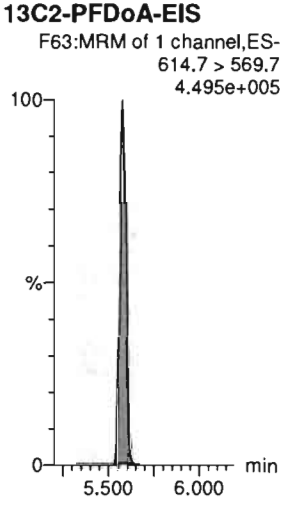

Dataset: D:\PFAS5.PRO\RESULTS\200330P1\200330P1-CRV.qld

Last Altered: Tuesday, March 31, 2020 08:55:02 Pacific Daylight Time
Printed: Tuesday, March 31, 2020 08:56:15 Pacific Daylight Time

Name: 200330P1-6, Date: 30-Mar-2020, Time: 16:12:53, ID: ST200330P1-2 PFC CS-1 20C2302, Description: PFC CS-1 20C2302

10:2 FTS

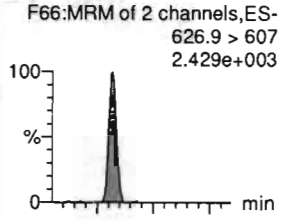

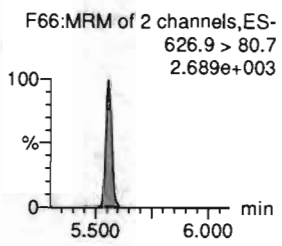

PFDoA

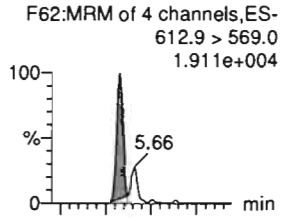

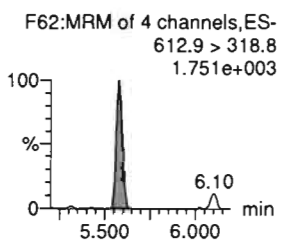

N-MeFOSA

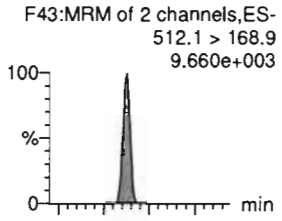

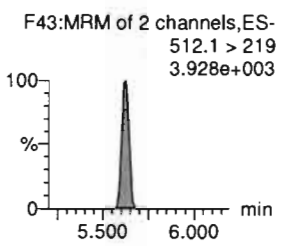

PFTrDA

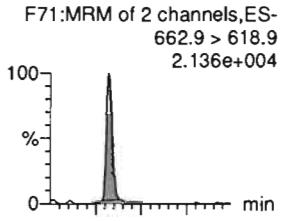

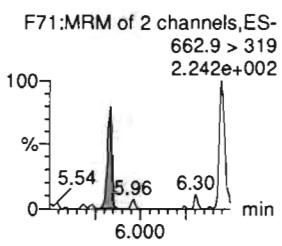

PFDoS

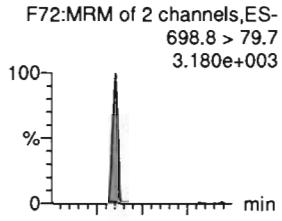

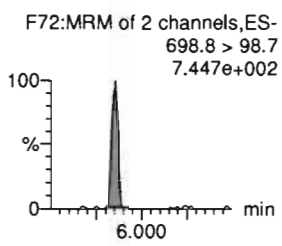

PFTeDA

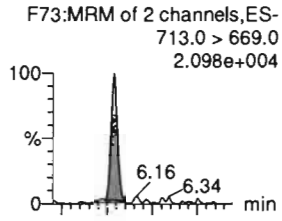

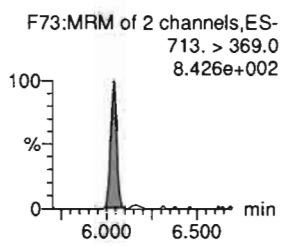

13C2-10:2 FTS-EIS



13C2-PFDoA-EIS

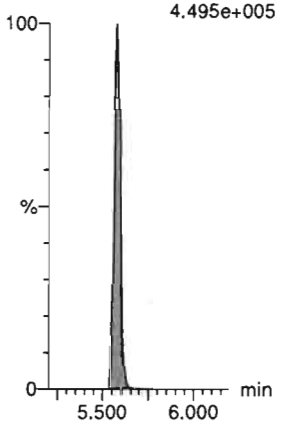

d3-N-MeFOSA-EIS

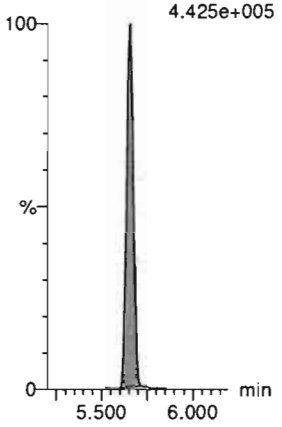

13C2-PFDoA-EIS

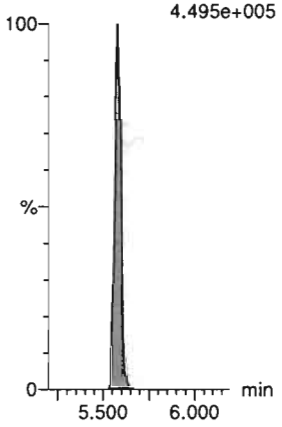

13C2-PFTeDA-EIS

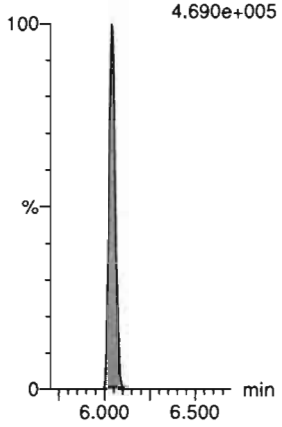

13C2-PFTeDA-EIS

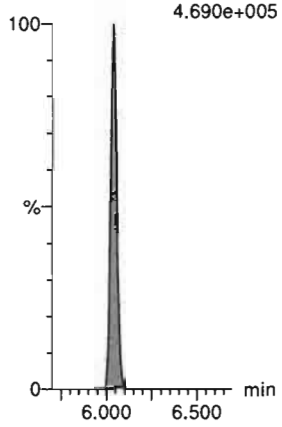

Dataset: D:\PFAS5.PRO\RESULTS\200330P1\200330P1-CRV.qld

Last Altered: Tuesday, March 31, 2020 08:55:02 Pacific Daylight Time
Printed: Tuesday, March 31, 2020 08:56:15 Pacific Daylight Time

Name: 200330P1-6, Date: 30-Mar-2020, Time: 16:12:53, ID: ST200330P1-2 PFC CS-1 20C2302, Description: PFC CS-1 20C2302

N-EtFOSA

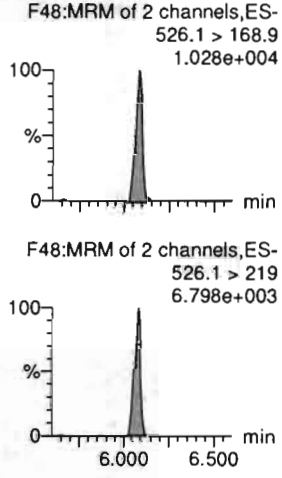

PFHxDA

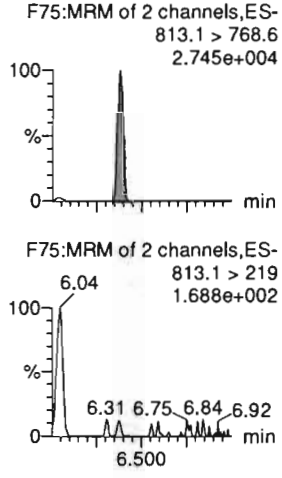

PFODA

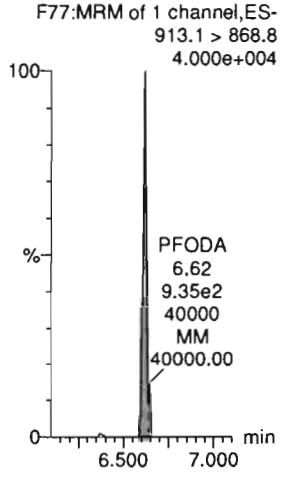

N-MeFOSE



N-EtFOSE



13C3-PFBA-RSD



d5-N-ETFOSA-EIS

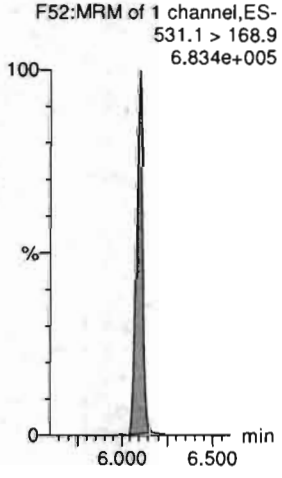

13C2-PFHxDA-EIS

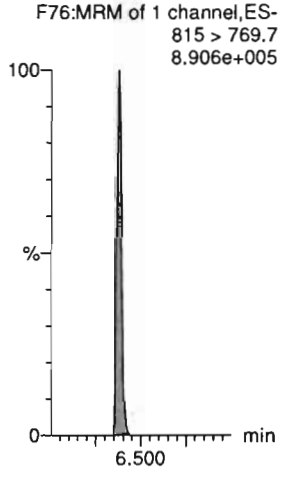

13C2-PFHxDA-EIS

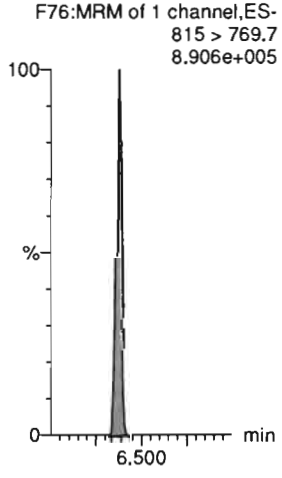

d7-N-MeFOSE-EIS

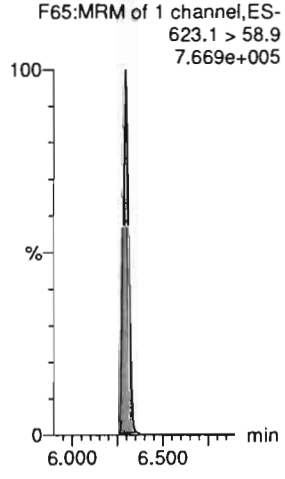

d9-N-EtFOSE-EIS

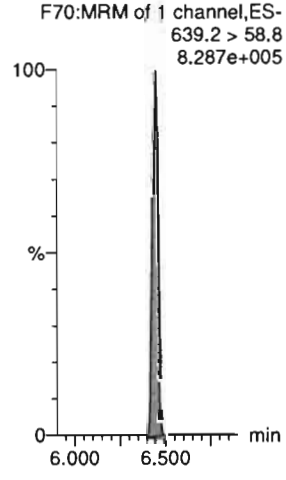

13C3-PFPeA-RSD



Dataset: D:\PFAS5.PRO\RESULTS\200330P1\200330P1-CRV.qld

Last Altered: Tuesday, March 31, 2020 09:25:36 Pacific Daylight Time
Printed: Tuesday, March 31, 2020 09:25:52 Pacific Daylight Time

Name: 200330P1-6, Date: 30-Mar-2020, Time: 16:12:53, ID: ST200330P1-2 PFC CS-1 20C2302, Description: PFC CS-1 20C2302

13C3-PFBS-RSD
F12:MRM of 1 channel,ES-
302.0 > 98.8
2.579e+004

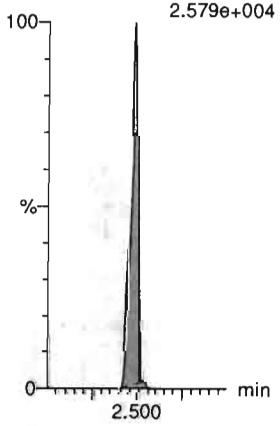

13C3-HFPO-DA-RSD
F10:MRM of 2 channels,ES-
287.0 > 168.9
1.115e+005

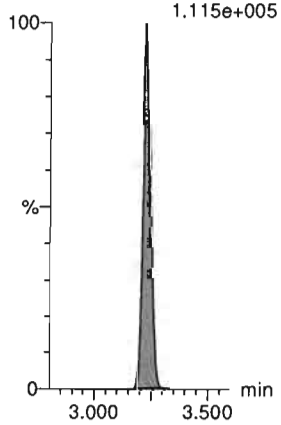

13C2-4:2 FTS-RSD
F17:MRM of 2 channels,ES-
329.0 > 79.7
3.920e+004



13C2-PFHxA-RSD
F14:MRM of 1 channel,ES-
315.0 > 270.0
4.690e+005



13C4-PFHpA-RSD
F21:MRM of 1 channel,ES-
367.2 > 321.8
3.792e+005



13C3-PFHxS-RSD
F24:MRM of 1 channel,ES-
401.8 > 79.7
6.910e+004

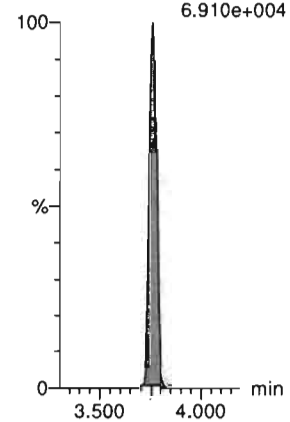

13C2-6:2 FTS-RSD
F30:MRM of 1 channel,ES-
429.0 > 79.7
4.010e+004

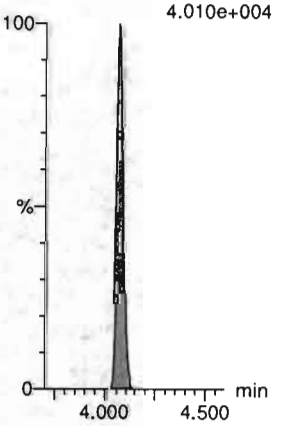

13C5-PFNA-RSD
F35:MRM of 1 channel,ES-
468.2 > 422.9
3.781e+005

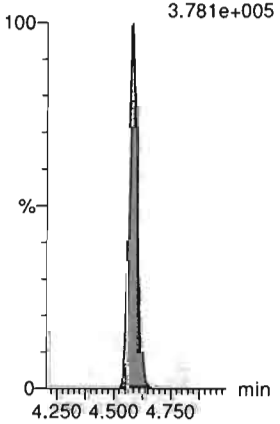

13C8-PFOSA-RSD
F41:MRM of 1 channel,ES-
506 > 78
1.101e+005

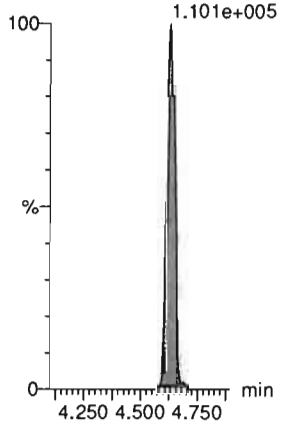

13C2-PFOA-RSD
F27:MRM of 1 channel,ES-
414.9 > 369.7
4.188e+005



13C8-PFOS-RSD
F42:MRM of 1 channel,ES-
507.0 > 79.7
8.434e+004



13C2-PFDA-RSD
F45:MRM of 1 channel,ES-
515.1 > 469.9
4.377e+005

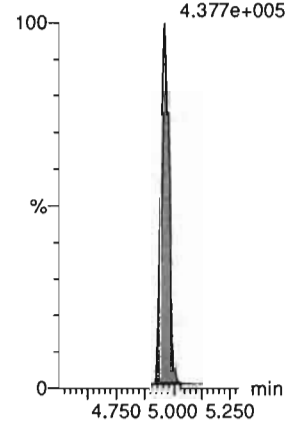

Dataset: D:\PFAS5.PRO\RESULTS\200330P1\200330P1-CRV.qld

Last Altered: Tuesday, March 31, 2020 08:55:02 Pacific Daylight Time
Printed: Tuesday, March 31, 2020 08:56:15 Pacific Daylight Time

Name: 200330P1-6, Date: 30-Mar-2020, Time: 16:12:53, ID: ST200330P1-2 PFC CS-1 20C2302, Description: PFC CS-1 20C2302

13C2-8:2 FTS-RSD
F50:MRM of 1 channel,ES-
529 > 79.7
3.494e+004

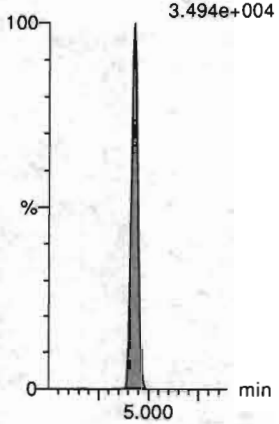

d3-N-MeFOSAA-RSD
F58:MRM of 1 channel,ES-
573.3 > 419
6.302e+004



13C2-PFUdA-RSD
F55:MRM of 1 channel,ES-
565 > 519.8
4.632e+005



d5-N-EtFOSAA-RSD
F60:MRM of 1 channel,ES-
589.3 > 419
9.874e+004

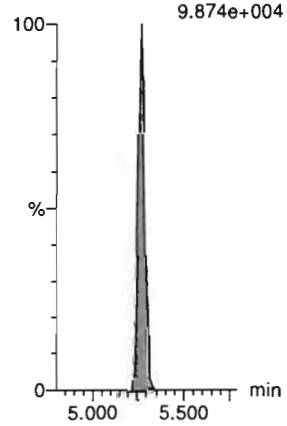

13C2-PFDoA-RSD
F63:MRM of 1 channel,ES-
614.7 > 569.7
4.495e+005

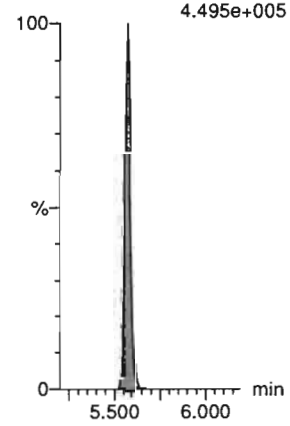

13C2-10:2 FTS-RSD
F69:MRM of 1 channel,ES-
632.9 > 80.0
2.745e+004



d3-N-MeFOSA-RSD
F46:MRM of 1 channel,ES-
515.2 > 168.9
4.425e+005

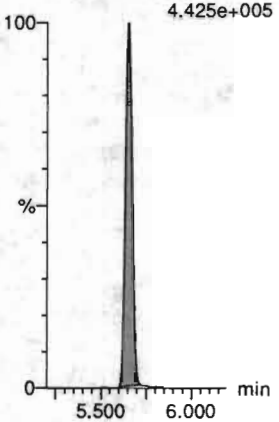

13C2-PFTeDA-RSD
F74:MRM of 2 channels,ES-
715.1 > 669.7
4.690e+005



d5-N-ETFOSA-RSD
F52:MRM of 1 channel,ES-
531.1 > 168.9
6.834e+005



13C2-PFHxDA-RSD
F76:MRM of 1 channel,ES-
815 > 769.7
8.906e+005

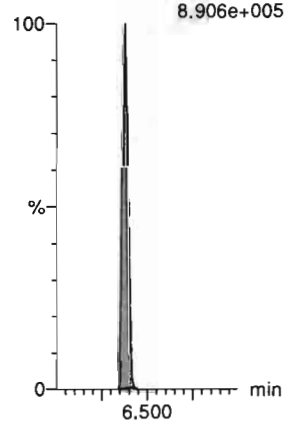

d9-N-EtFOSE-RSD
F70:MRM of 1 channel,ES-
639.2 > 58.8
8.287e+005

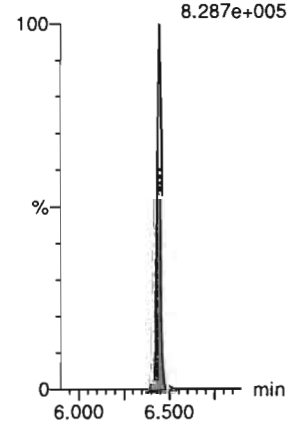

d7-N-MeFOSE-RSD
F65:MRM of 1 channel,ES-
623.1 > 58.9
7.669e+005

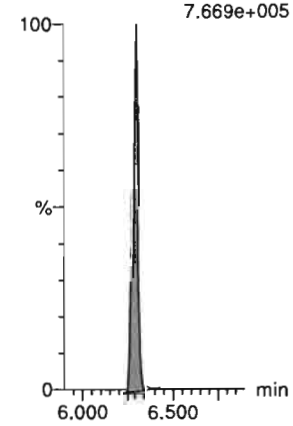

Dataset: D:\PFAS5.PRO\RESULTS\200330P1\200330P1-CRV.qld

Last Altered: Tuesday, March 31, 2020 08:55:02 Pacific Daylight Time
Printed: Tuesday, March 31, 2020 08:56:15 Pacific Daylight Time

Name: 200330P1-6, Date: 30-Mar-2020, Time: 16:12:53, ID: ST200330P1-2 PFC CS-1 20C2302, Description: PFC CS-1 20C2302

13C4-PFBA

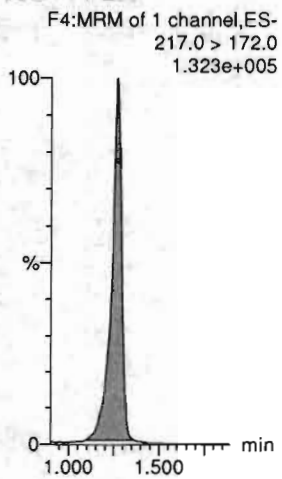

13C5-PFHxA



13C8-PFOA

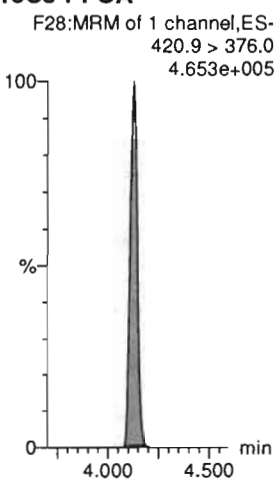

18O2-PFHxS

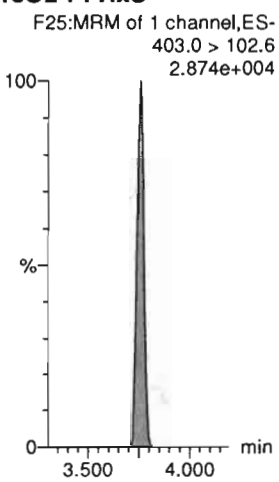

13C9-PFNA

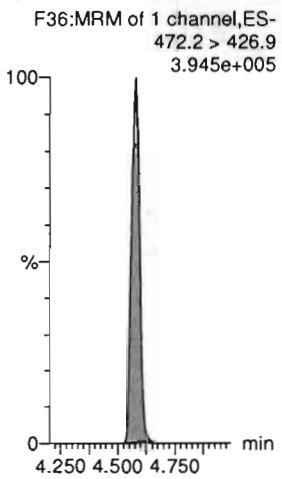

13C4-PFOS

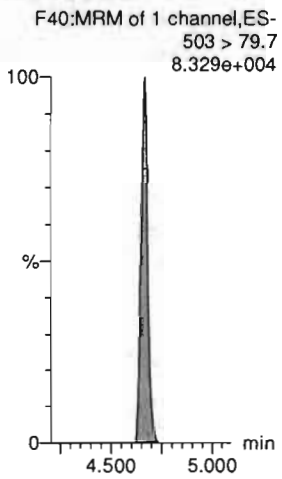

13C6-PFDA

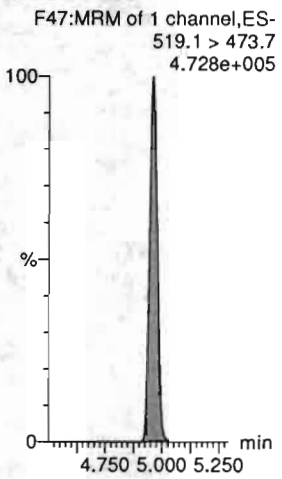

13C7-PFUdA

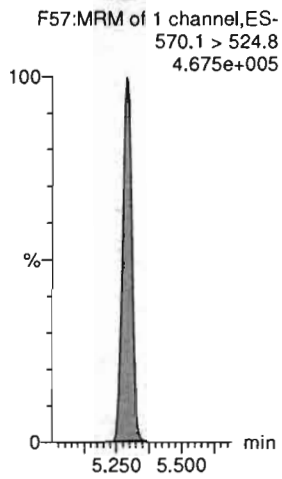

Dataset: D:\PFAS5.PRO\RESULTS\200330P1\200330P1-CRV.qld

Last Altered: Tuesday, March 31, 2020 08:55:02 Pacific Daylight Time
Printed: Tuesday, March 31, 2020 08:56:15 Pacific Daylight Time

Name: 200330P1-7, Date: 30-Mar-2020, Time: 16:23:24, ID: ST200330P1-3 PFC CS0 20C2303, Description: PFC CS0 20C2303

PFBA

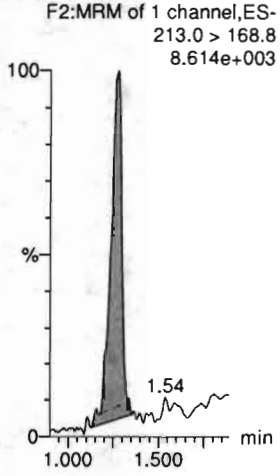

PFPrS

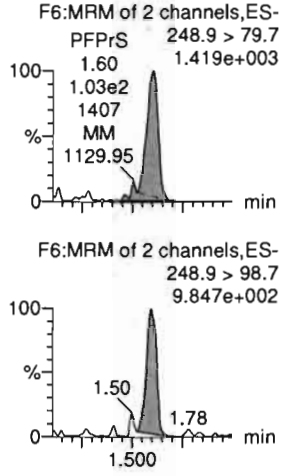

3:3 FTCA

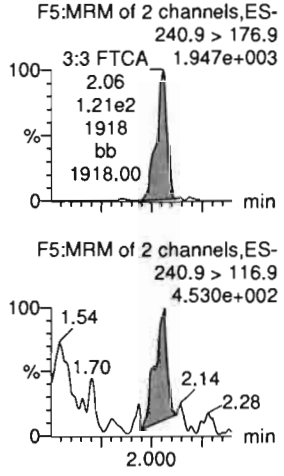

PFPeA

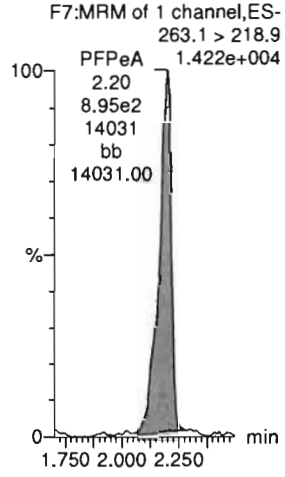

PFBS

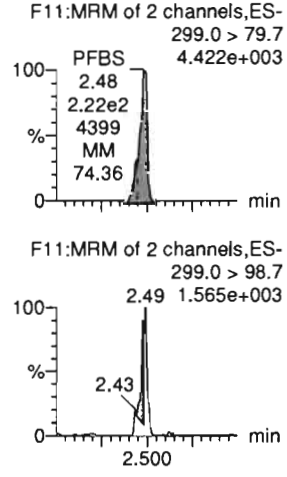

4:2 FTS

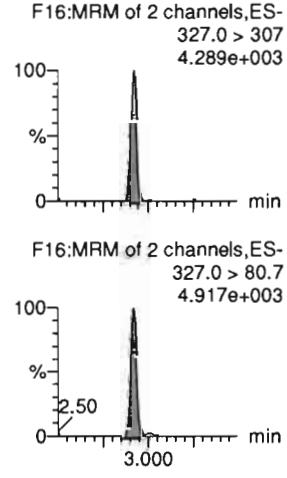

13C3-PFBA-EIS

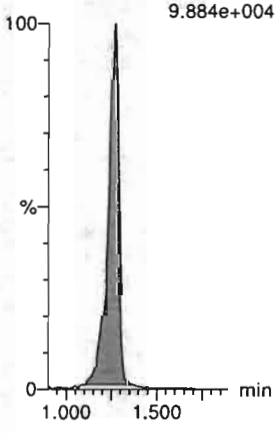

13C3-PFBS-EIS

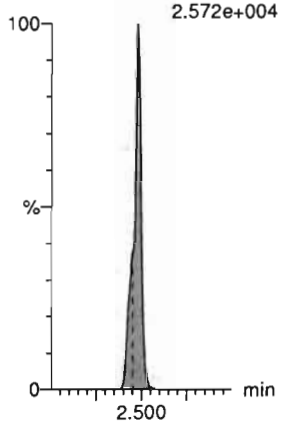

13C3-PFPeA-EIS

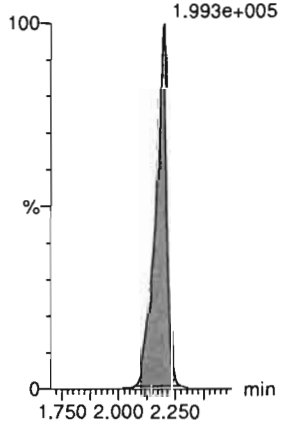

13C3-PFPeA-EIS

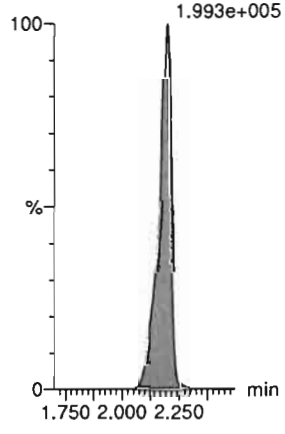

13C3-PFBS-EIS



13C2-4:2 FTS-EIS



Dataset: D:\PFAS5.PRO\RESULTS\200330P1\200330P1-CRV.qld

Last Altered: Tuesday, March 31, 2020 08:55:02 Pacific Daylight Time
Printed: Tuesday, March 31, 2020 08:56:15 Pacific Daylight Time

Name: 200330P1-7, Date: 30-Mar-2020, Time: 16:23:24, ID: ST200330P1-3 PFC CS0 20C2303, Description: PFC CS0 20C2303

PFHxA

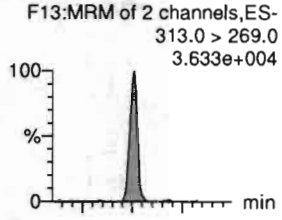

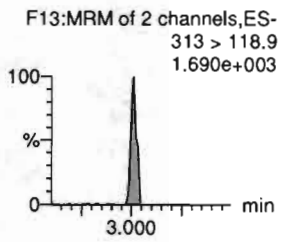

PFPeS

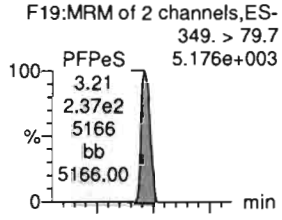

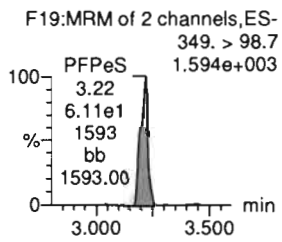

HFPO-DA

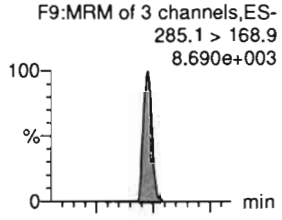

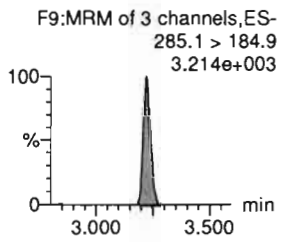

5:3 FTCA

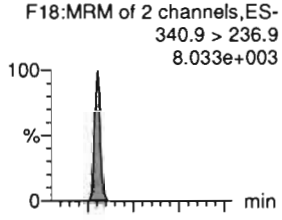

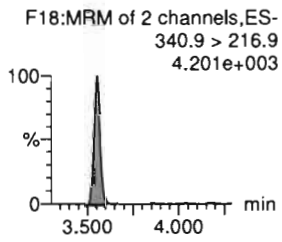

PFHpA

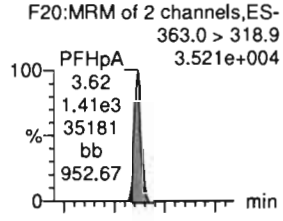

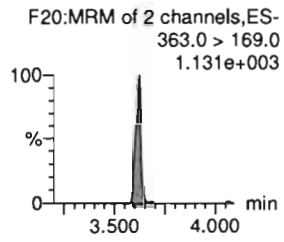

ADONA

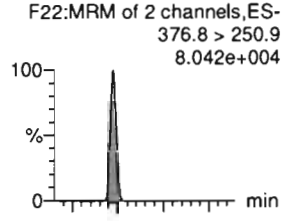

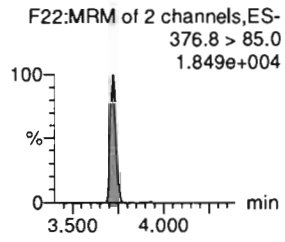

13C2-PFHxA-EIS

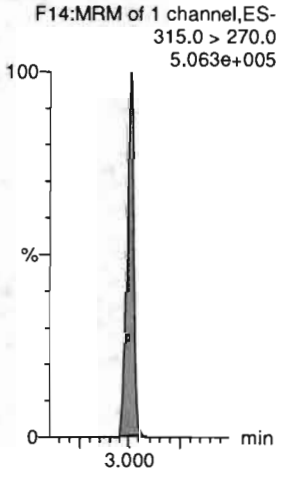

13C3-PFBS-EIS

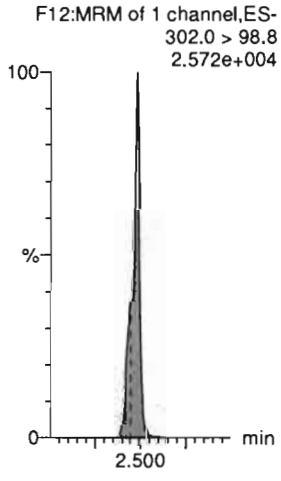

13C3-HFPO-DA-EIS

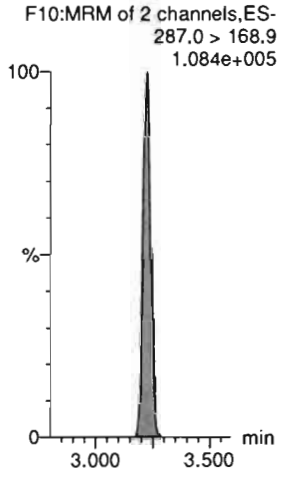

13C4-PFHpA-EIS



13C4-PFHpA-EIS



13C4-PFHpA-EIS

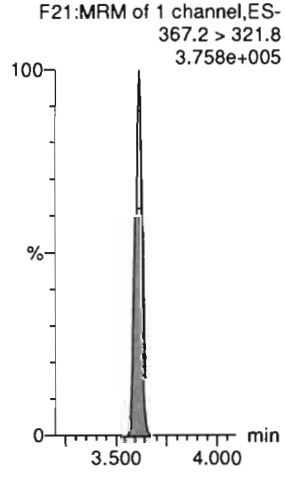

Dataset: D:\PFAS5.PRO\RESULTS\200330P1\200330P1-CRV.qld

Last Altered: Tuesday, March 31, 2020 08:55:02 Pacific Daylight Time
Printed: Tuesday, March 31, 2020 08:56:15 Pacific Daylight Time

Name: 200330P1-7, Date: 30-Mar-2020, Time: 16:23:24, ID: ST200330P1-3 PFC CS0 20C2303, Description: PFC CS0 20C2303

L-PFHxS

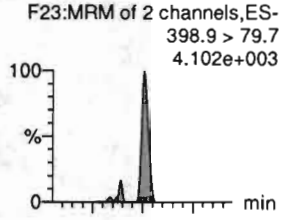

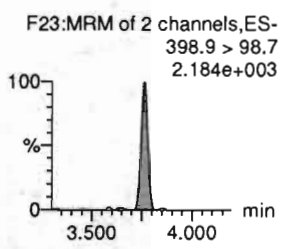

6:2 FTS

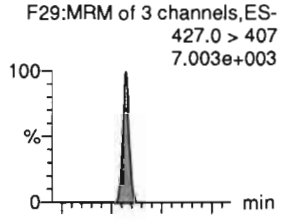

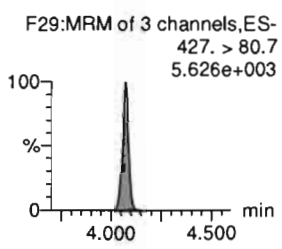

L-PFOA

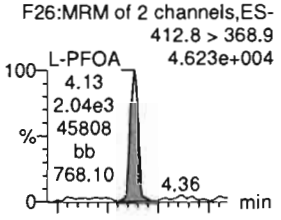

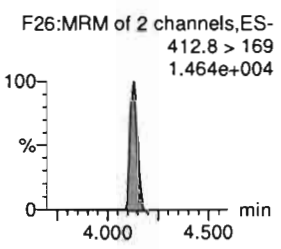

PFEChS

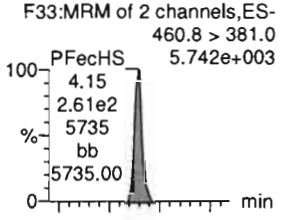

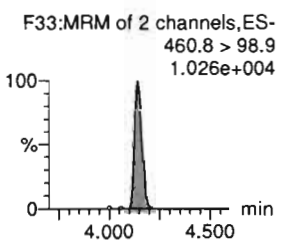

PFHpS

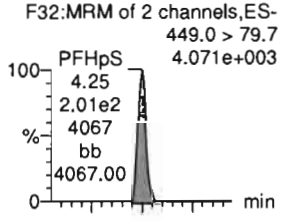

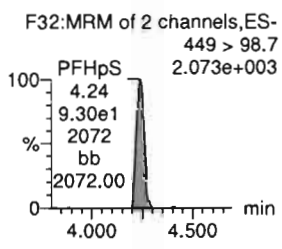

7:3 FTCA

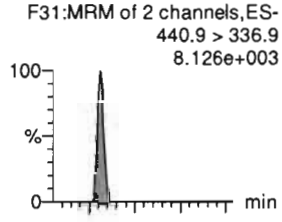

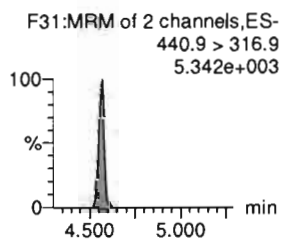

13C3-PFHxS-EIS



13C2-6:2 FTS-EIS

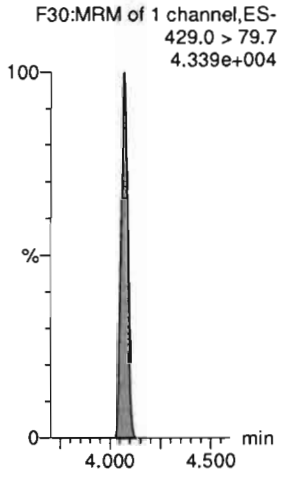

13C2-PFOA-EIS

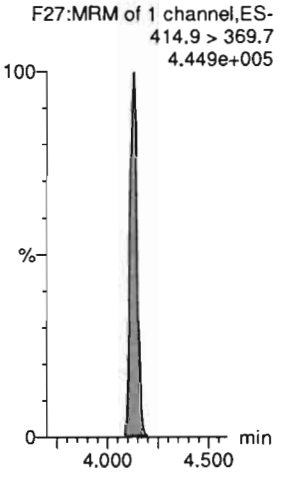

13C2-PFOA-EIS



13C8-PFOS-EIS



13C5-PFNA-EIS



Dataset: D:\PFAS5.PRO\RESULTS\200330P1\200330P1-CRV.qld

Last Altered: Tuesday, March 31, 2020 08:55:02 Pacific Daylight Time
Printed: Tuesday, March 31, 2020 08:56:15 Pacific Daylight Time

Name: 200330P1-7, Date: 30-Mar-2020, Time: 16:23:24, ID: ST200330P1-3 PFC CS0 20C2303, Description: PFC CS0 20C2303

PFNA

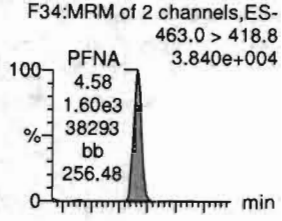

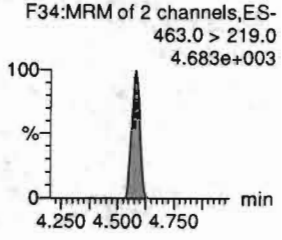

PFOSA

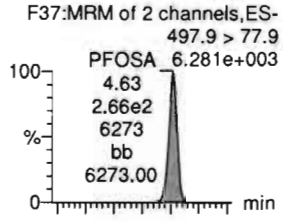

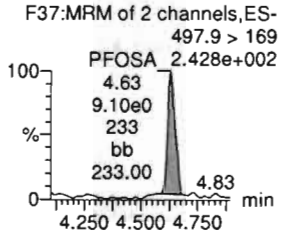

L-PFOS

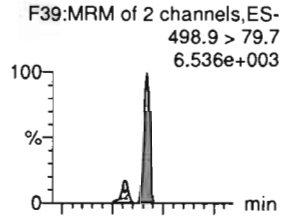

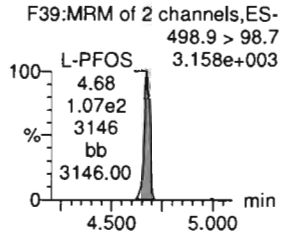

9Cl-PF30NS

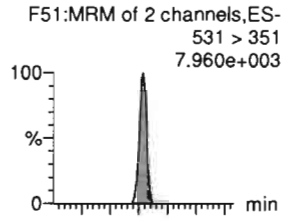

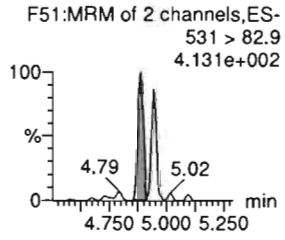

PFDA

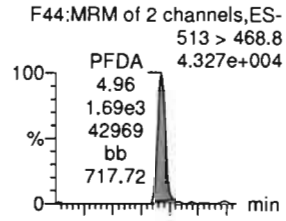

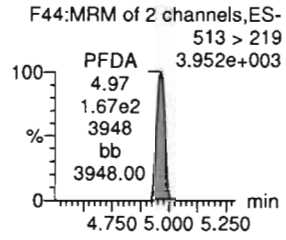

8:2 FTS

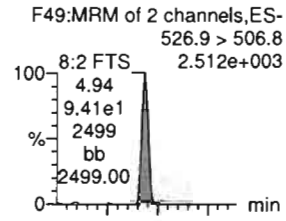

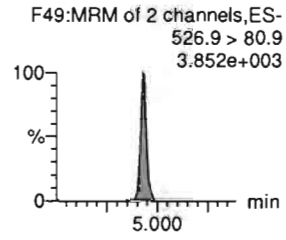

13C5-PFNA-EIS

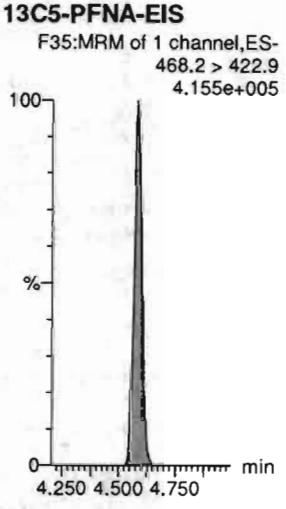

13C8-PFOSA-EIS

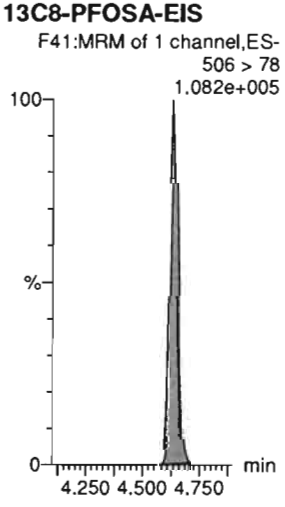

13C8-PFOS-EIS

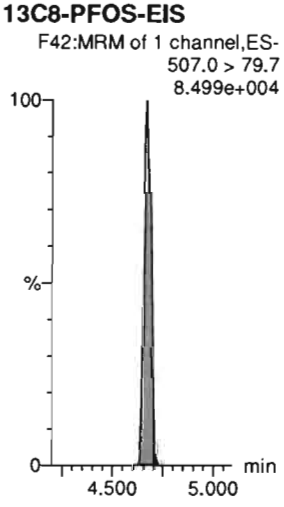

13C8-PFOS-EIS

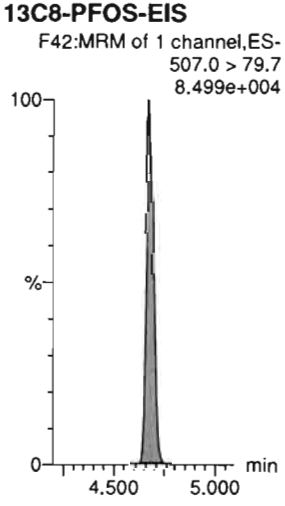

13C2-PFDA-EIS

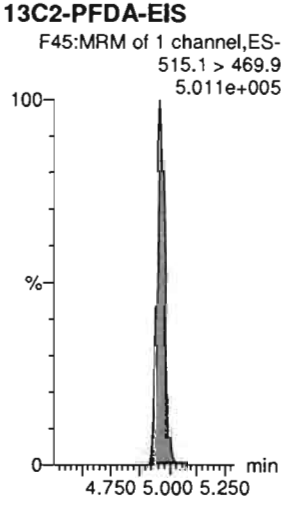

13C2-8:2 FTS-EIS

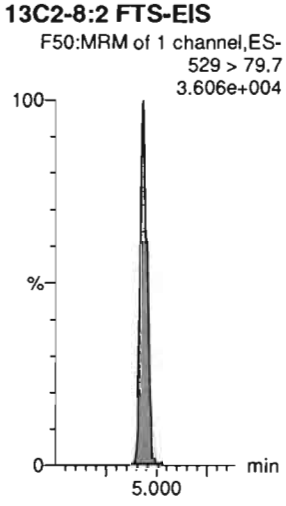

Dataset: D:\PFAS5.PRO\RESULTS\200330P1\200330P1-CRV.qld

Last Altered: Tuesday, March 31, 2020 08:55:02 Pacific Daylight Time
Printed: Tuesday, March 31, 2020 08:56:15 Pacific Daylight Time

Name: 200330P1-7, Date: 30-Mar-2020, Time: 16:23:24, ID: ST200330P1-3 PFC CS0 20C2303, Description: PFC CS0 20C2303

PFNS

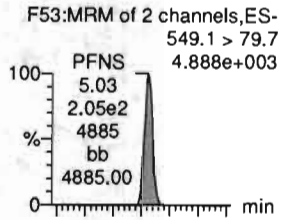

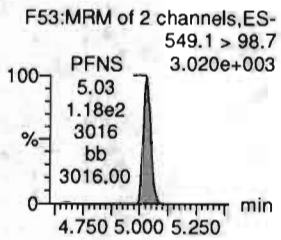

L-MeFOSAA

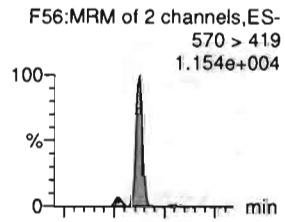

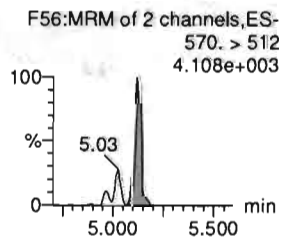

L-EtFOSAA

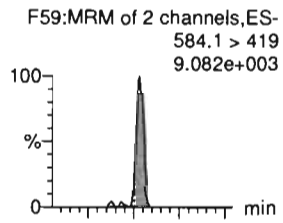

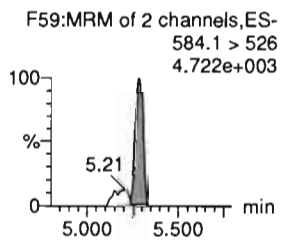

PFUdA

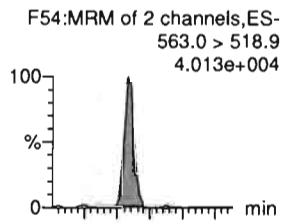

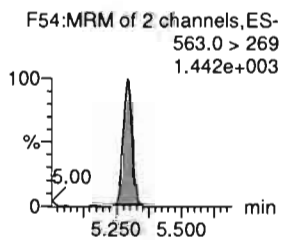

PFDS

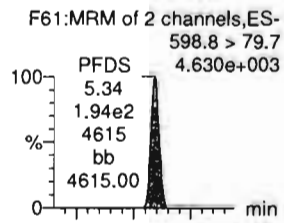

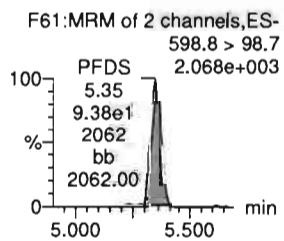

11Cl-PF30UdS

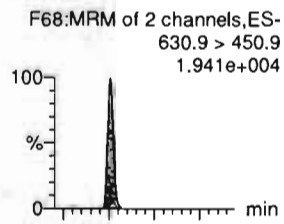

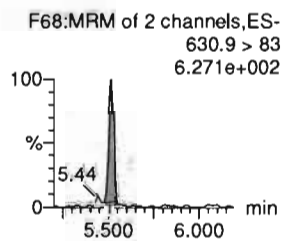

13C8-PFOS-EIS

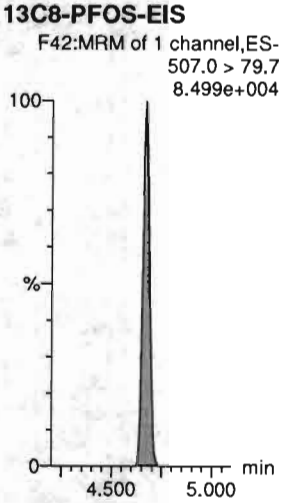

d3-N-MeFOSAA-EIS

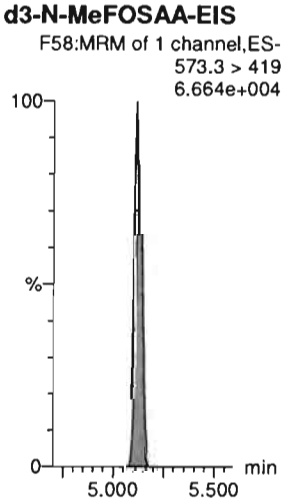

d5-N-EtFOSAA-EIS

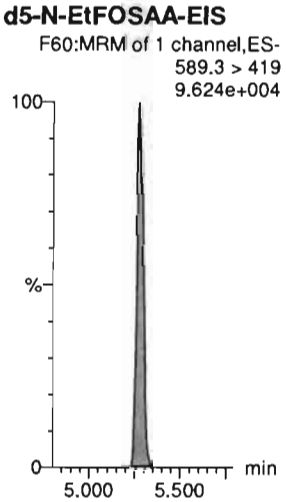

13C2-PFUdA-EIS

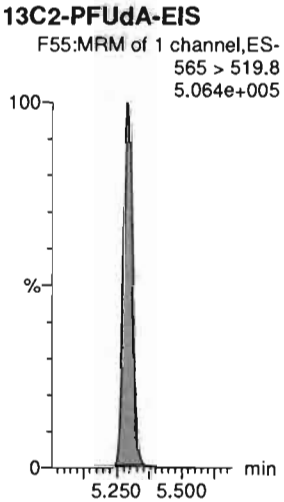

13C8-PFOS-EIS

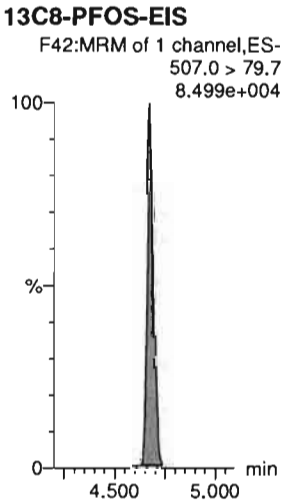

13C2-PFDoA-EIS

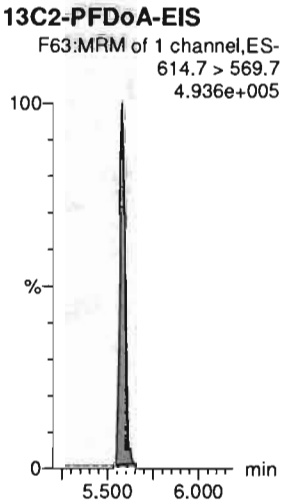

Dataset: D:\PFAS5.PRO\RESULTS\200330P1\200330P1-CRV.qld

Last Altered: Tuesday, March 31, 2020 08:55:02 Pacific Daylight Time
Printed: Tuesday, March 31, 2020 08:56:15 Pacific Daylight Time

Name: 200330P1-7, Date: 30-Mar-2020, Time: 16:23:24, ID: ST200330P1-3 PFC CS0 20C2303, Description: PFC CS0 20C2303

10:2 FTS
F66:MRM of 2 channels,ES-
626.9 > 607
4.213e+003

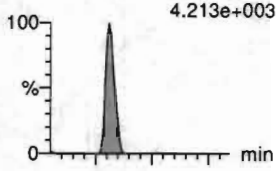

F66:MRM of 2 channels,ES-
626.9 > 80.7
4.811e+003

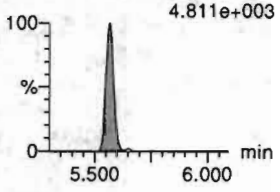

PFDoA
F62:MRM of 4 channels,ES-
612.9 > 569.0
4.049e+004

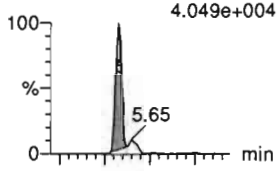

F62:MRM of 4 channels,ES-
612.9 > 318.8
4.120e+003

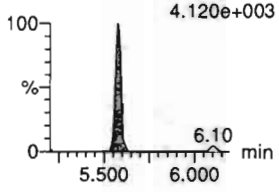

N-MeFOSA
F43:MRM of 2 channels,ES-
512.1 > 168.9
1.559e+004

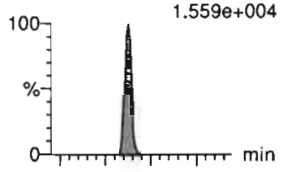

F43:MRM of 2 channels,ES-
512.1 > 219
9.198e+003

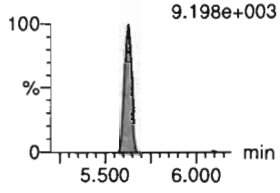

PFTrDA
F71:MRM of 2 channels,ES-
662.9 > 618.9
3.857e+004

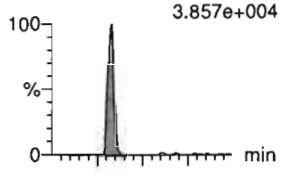

F71:MRM of 2 channels,ES-
662.9 > 319
3.335e+002

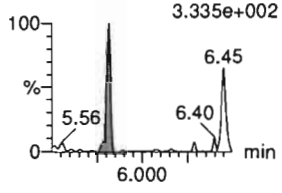

PFDoS
F72:MRM of 2 channels,ES-
698.8 > 79.7
7.088e+003

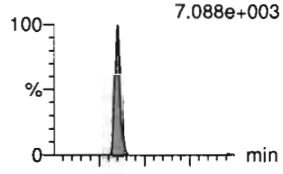

F72:MRM of 2 channels,ES-
698.8 > 98.7
1.751e+003

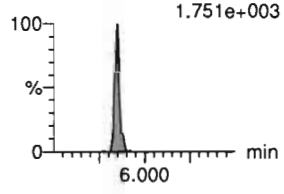

PFTeDA
F73:MRM of 2 channels,ES-
713.0 > 669.0
4.372e+004

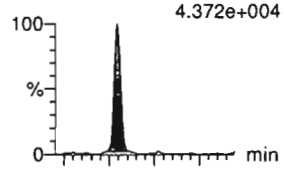

F73:MRM of 2 channels,ES-
713. > 369.0
1.949e+003

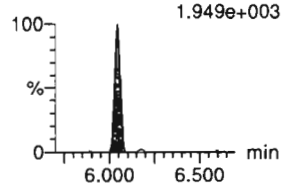

13C2-10:2 FTS-EIS
F69:MRM of 1 channel,ES-
632.9 > 80.0
2.883e+004

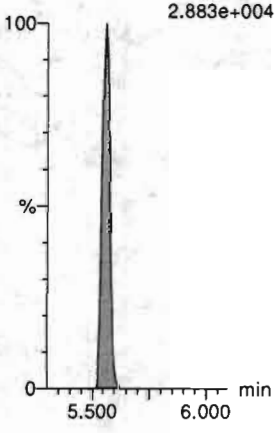

13C2-PFDoA-EIS
F63:MRM of 1 channel,ES-
614.7 > 569.7
4.936e+005

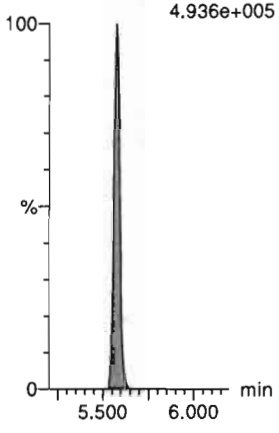

d3-N-MeFOSA-EIS
F46:MRM of 1 channel,ES-
515.2 > 168.9
4.395e+005



13C2-PFDoA-EIS
F63:MRM of 1 channel,ES-
614.7 > 569.7
4.936e+005

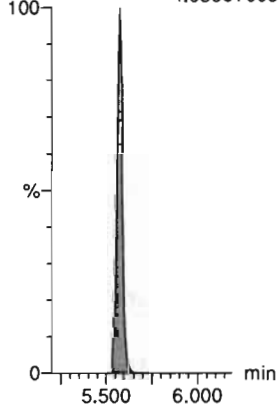

13C2-PFTeDA-EIS
F74:MRM of 2 channels,ES-
715.1 > 669.7
4.865e+005

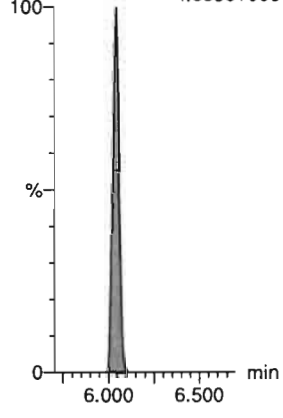

13C2-PFTeDA-EIS
F74:MRM of 2 channels,ES-
715.1 > 669.7
4.865e+005



Dataset: D:\PFAS5.PRO\RESULTS\200330P1\200330P1-CRV.qld

Last Altered: Tuesday, March 31, 2020 09:25:36 Pacific Daylight Time
Printed: Tuesday, March 31, 2020 09:25:52 Pacific Daylight Time

Name: 200330P1-7, Date: 30-Mar-2020, Time: 16:23:24, ID: ST200330P1-3 PFC CS0 20C2303, Description: PFC CS0 20C2303

N-EtFOSA

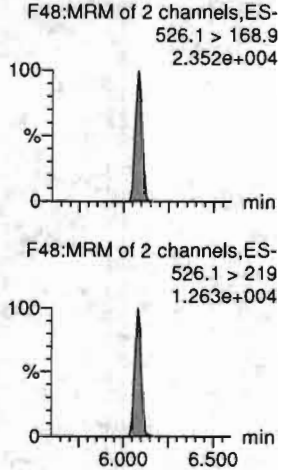

PFHxDA

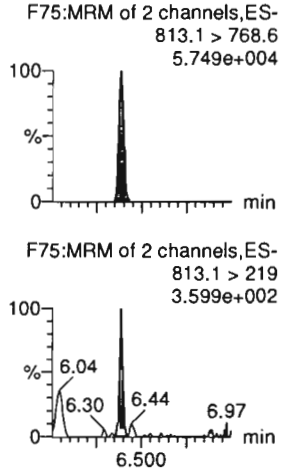

PFODA

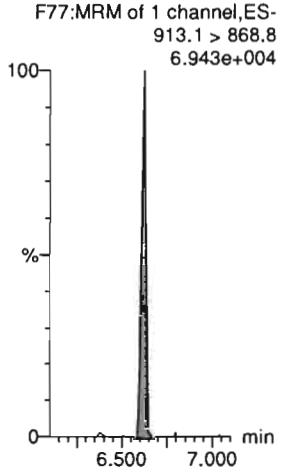

N-MeFOSE



N-EtFOSE



13C3-PFBA-RSD



d5-N-ETFOSA-EIS

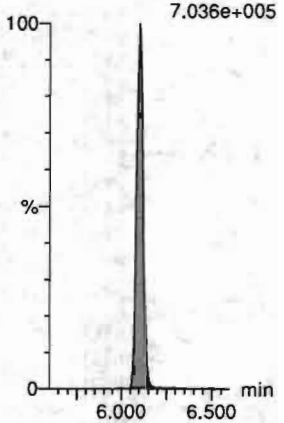

13C2-PFHxDA-EIS



13C2-PFHxDA-EIS

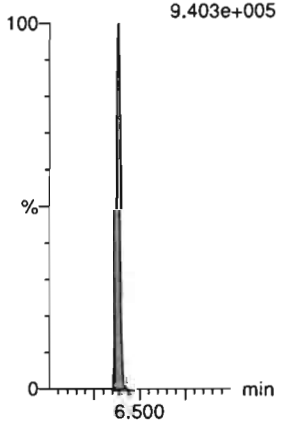

d7-N-MeFOSE-EIS



d9-N-EtFOSE-EIS



13C3-PFPeA-RSD



Dataset: D:\PFAS5.PRO\RESULTS\200330P1\200330P1-CRV.qld

Last Altered: Tuesday, March 31, 2020 08:55:02 Pacific Daylight Time
Printed: Tuesday, March 31, 2020 08:56:15 Pacific Daylight Time

Name: 200330P1-7, Date: 30-Mar-2020, Time: 16:23:24, ID: ST200330P1-3 PFC CS0 20C2303, Description: PFC CS0 20C2303

13C3-PFBS-RSD
F12:MRM of 1 channel,ES-
302.0 > 98.8
2.572e+004

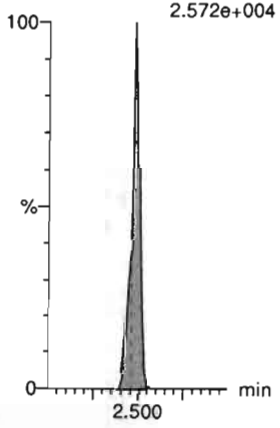

13C3-HFPO-DA-RSD
F10:MRM of 2 channels,ES-
287.0 > 168.9
1.084e+005

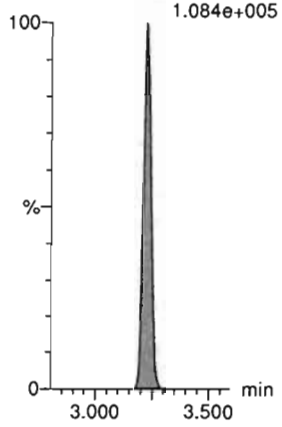

13C2-4:2 FTS-RSD
F17:MRM of 2 channels,ES-
329.0 > 79.7
4.109e+004

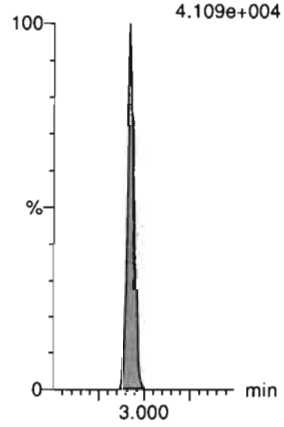

13C2-PFHxA-RSD
F14:MRM of 1 channel,ES-
315.0 > 270.0
5.063e+005

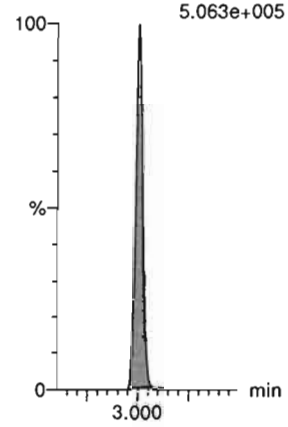

13C4-PFHpA-RSD
F21:MRM of 1 channel,ES-
367.2 > 321.8
3.758e+005

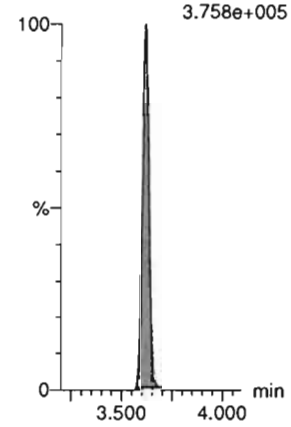

13C3-PFHxS-RSD
F24:MRM of 1 channel,ES-
401.8 > 79.7
7.712e+004

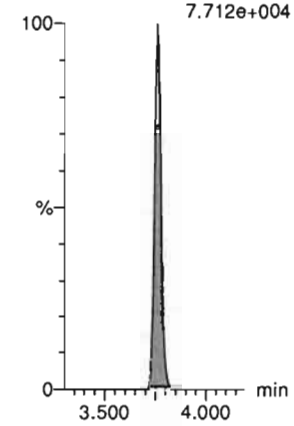

13C2-6:2 FTS-RSD
F30:MRM of 1 channel,ES-
429.0 > 79.7
4.339e+004

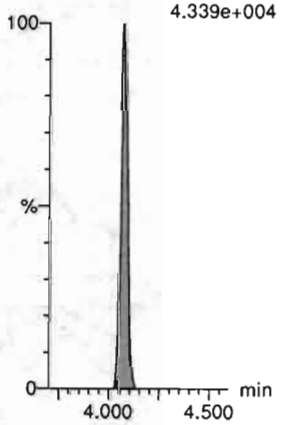

13C5-PFNA-RSD
F35:MRM of 1 channel,ES-
468.2 > 422.9
4.155e+005

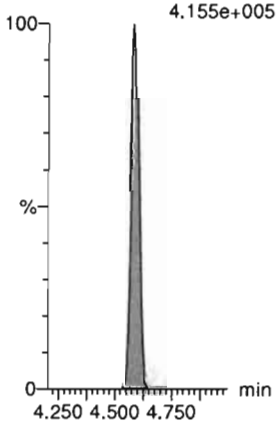

13C8-PFOSA-RSD
F41:MRM of 1 channel,ES-
506 > 78
1.082e+005

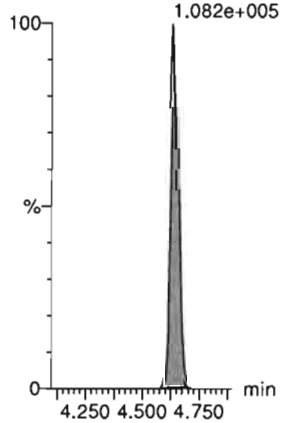

13C2-PFOA-RSD
F27:MRM of 1 channel,ES-
414.9 > 369.7
4.449e+005



13C8-PFOS-RSD
F42:MRM of 1 channel,ES-
507.0 > 79.7
8.499e+004

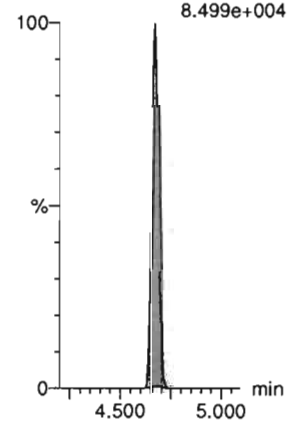

13C2-PFDA-RSD
F45:MRM of 1 channel,ES-
515.1 > 469.9
5.011e+005



Dataset: D:\PFAS5.PRO\RESULTS\200330P1\200330P1-CRV.qld

Last Altered: Tuesday, March 31, 2020 08:55:02 Pacific Daylight Time
Printed: Tuesday, March 31, 2020 08:56:15 Pacific Daylight Time

Name: 200330P1-7, Date: 30-Mar-2020, Time: 16:23:24, ID: ST200330P1-3 PFC CS0 20C2303, Description: PFC CS0 20C2303

13C2-8:2 FTS-RSD
F50:MRM of 1 channel,ES-
529 > 79.7
3.606e+004



d3-N-MeFOSAA-RSD
F58:MRM of 1 channel,ES-
573.3 > 419
6.664e+004

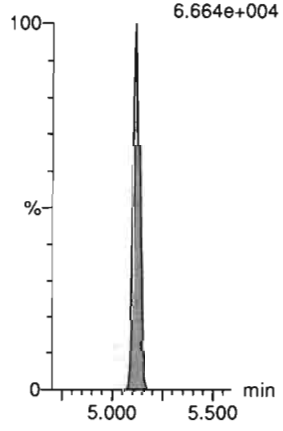

13C2-PFUdA-RSD
F55:MRM of 1 channel,ES-
565 > 519.8
5.064e+005

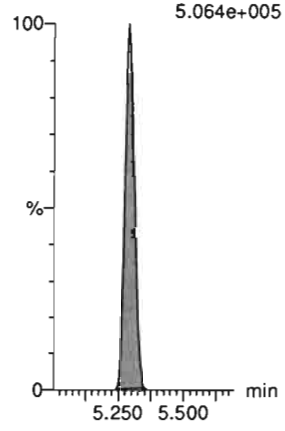

d5-N-EtFOSAA-RSD
F60:MRM of 1 channel,ES-
589.3 > 419
9.624e+004



13C2-PFDoA-RSD
F63:MRM of 1 channel,ES-
614.7 > 569.7
4.936e+005

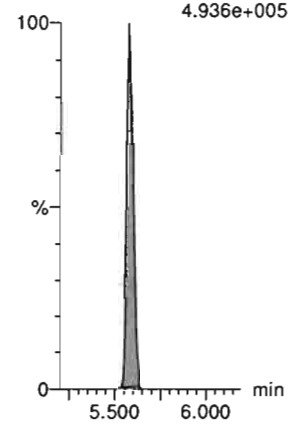

13C2-10:2 FTS-RSD
F69:MRM of 1 channel,ES-
632.9 > 80.0
2.883e+004



d3-N-MeFOSA-RSD
F46:MRM of 1 channel,ES-
515.2 > 168.9
4.395e+005

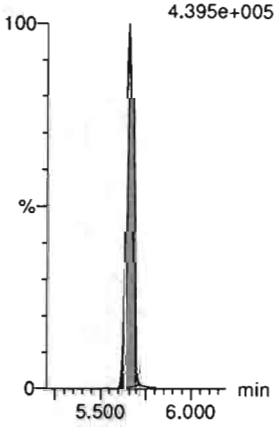

13C2-PFTeDA-RSD
F74:MRM of 2 channels,ES-
715.1 > 669.7
4.865e+005

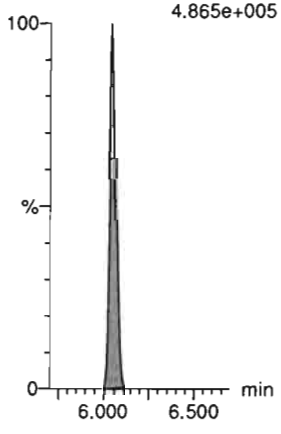

d5-N-ETFOSA-RSD
F52:MRM of 1 channel,ES-
531.1 > 168.9
7.036e+005

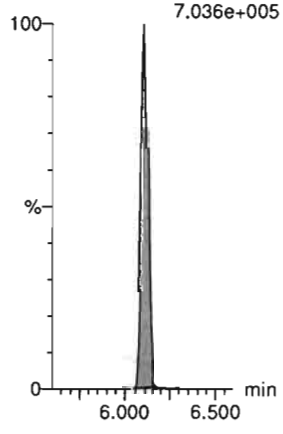

13C2-PFHxDA-RSD
F76:MRM of 1 channel,ES-
815 > 769.7
9.403e+005

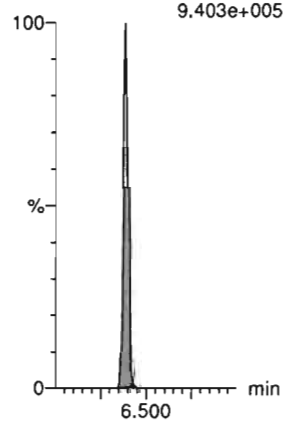

d9-N-EtFOSE-RSD
F70:MRM of 1 channel,ES-
639.2 > 58.8
7.988e+005

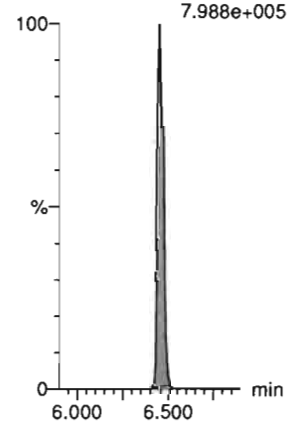

d7-N-MeFOSE-RSD
F65:MRM of 1 channel,ES-
623.1 > 58.9
7.373e+005

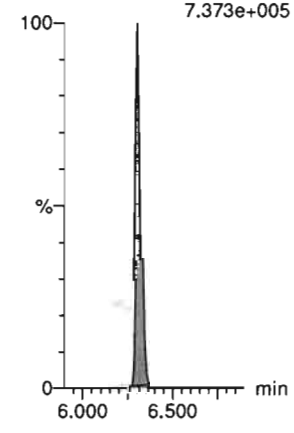

Dataset: D:\PFAS5.PRO\RESULTS\200330P1\200330P1-CRV.qld

Last Altered: Tuesday, March 31, 2020 08:55:02 Pacific Daylight Time
Printed: Tuesday, March 31, 2020 08:56:15 Pacific Daylight Time

Name: 200330P1-7, Date: 30-Mar-2020, Time: 16:23:24, ID: ST200330P1-3 PFC CS0 20C2303, Description: PFC CS0 20C2303

13C4-PFBA



13C5-PFHxA



13C8-PFOA

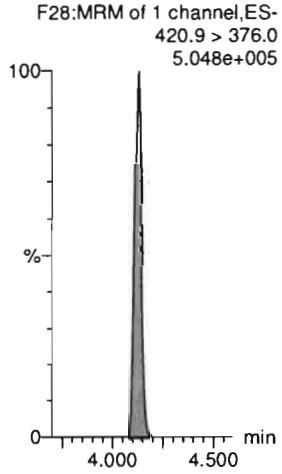

18O2-PFHxS



13C9-PFNA



13C4-PFOS



13C6-PFDA

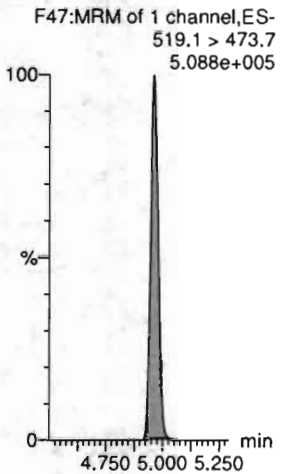

13C7-PFUdA



Dataset: D:\PFAS5.PRO\RESULTS\200330P1\200330P1-CRV.qld

Last Altered: Tuesday, March 31, 2020 08:55:02 Pacific Daylight Time
Printed: Tuesday, March 31, 2020 08:56:15 Pacific Daylight Time

Name: 200330P1-8, Date: 30-Mar-2020, Time: 16:35:01, ID: ST200330P1-4 PFC CS1 20C2304, Description: PFC CS1 20C2304

PFBA

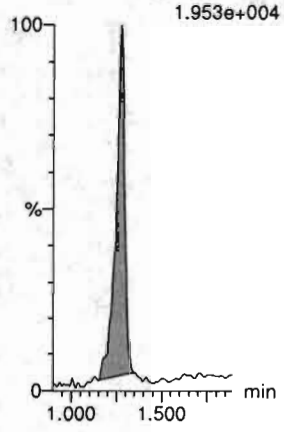

PFPrS

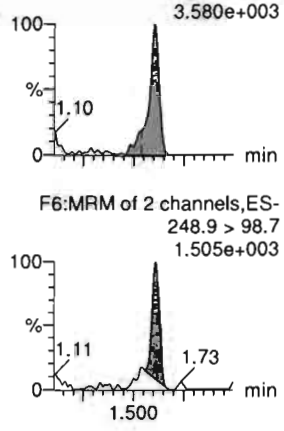

3:3 FTCA

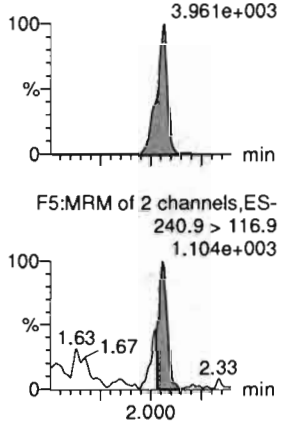

PFPeA

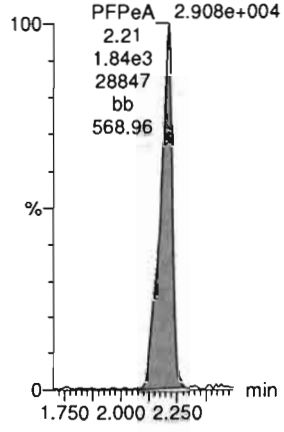

PFBS

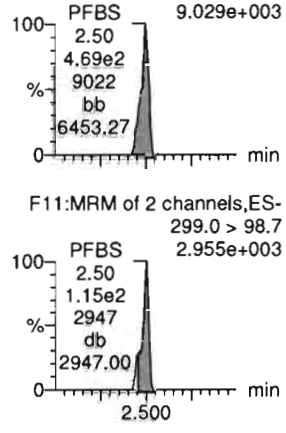

4:2 FTS

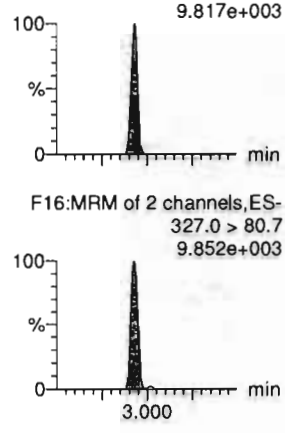

13C3-PFBA-EIS

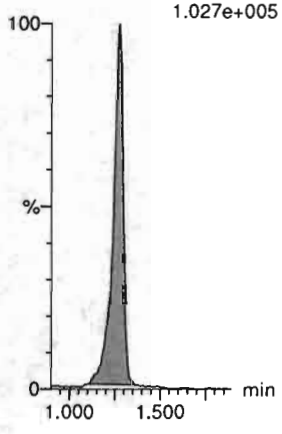

13C3-PFBS-EIS

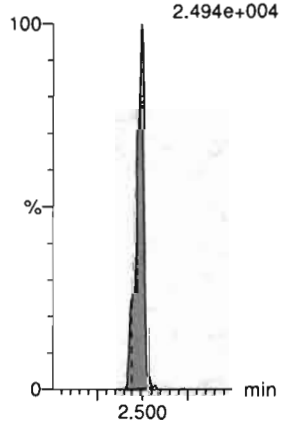

13C3-PFPeA-EIS

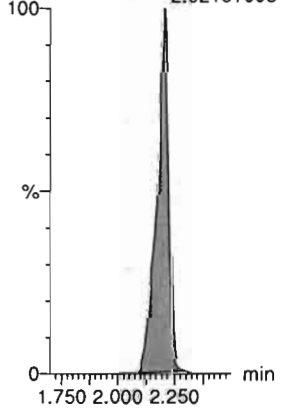

13C3-PFPeA-EIS



13C3-PFBS-EIS



13C2-4:2 FTS-EIS



Dataset: D:\PFAS5.PRO\RESULTS\200330P1\200330P1-CRV.qld

Last Altered: Tuesday, March 31, 2020 08:55:02 Pacific Daylight Time
Printed: Tuesday, March 31, 2020 08:56:15 Pacific Daylight Time

Name: 200330P1-8, Date: 30-Mar-2020, Time: 16:35:01, ID: ST200330P1-4 PFC CS1 20C2304, Description: PFC CS1 20C2304

PFHxA

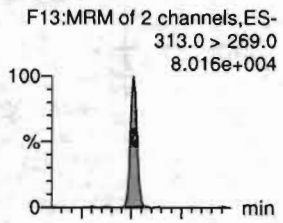

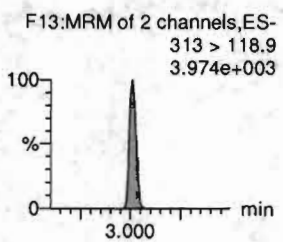

PFPeS

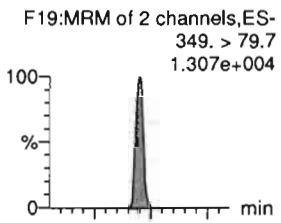

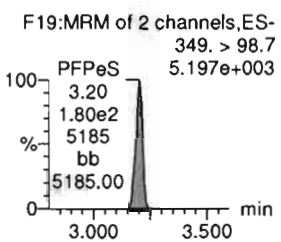

HFPO-DA

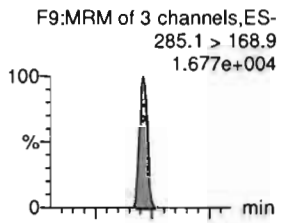

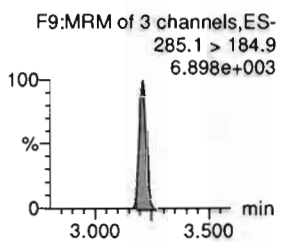

5:3 FTCA

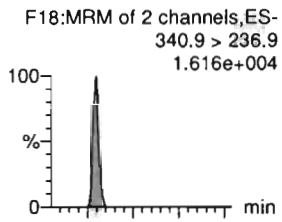

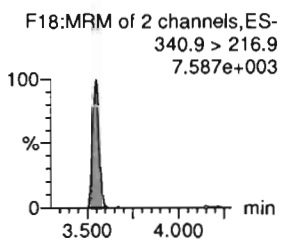

PFHpA

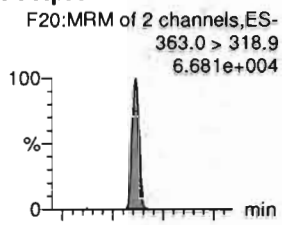

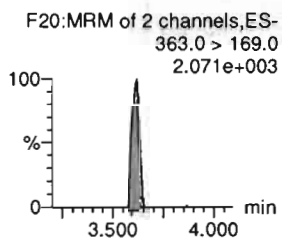

ADONA

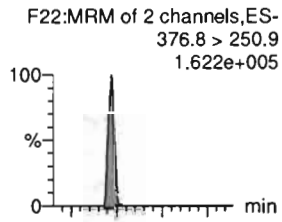

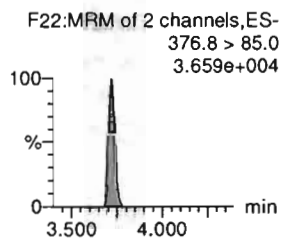

13C2-PFHxA-EIS

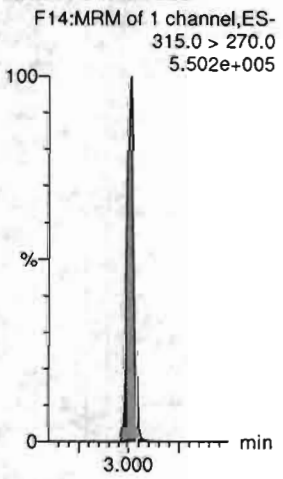

13C3-PFBS-EIS



13C3-HFPO-DA-EIS

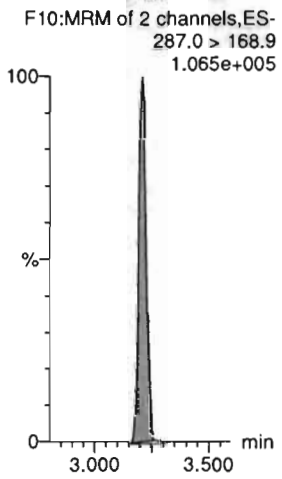

13C4-PFHpA-EIS

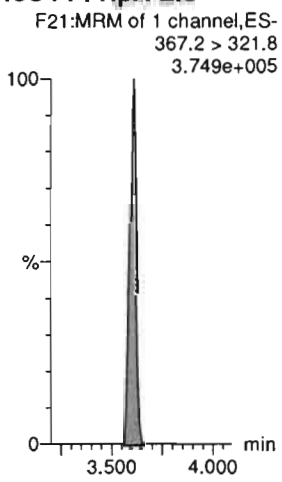

13C4-PFHpA-EIS



13C4-PFHpA-EIS



Dataset: D:\PFAS5.PRO\RESULTS\200330P1\200330P1-CRV.qld

Last Altered: Tuesday, March 31, 2020 08:55:02 Pacific Daylight Time
Printed: Tuesday, March 31, 2020 08:56:15 Pacific Daylight Time

Name: 200330P1-8, Date: 30-Mar-2020, Time: 16:35:01, ID: ST200330P1-4 PFC CS1 20C2304, Description: PFC CS1 20C2304

L-PFHxS

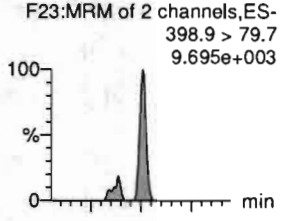

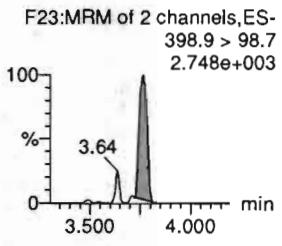

6:2 FTS

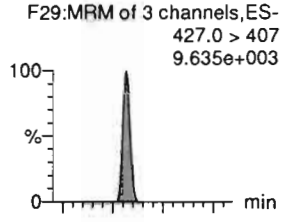

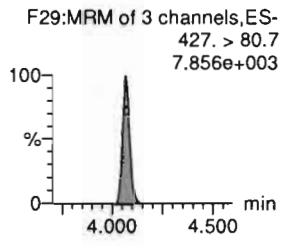

L-PFOA

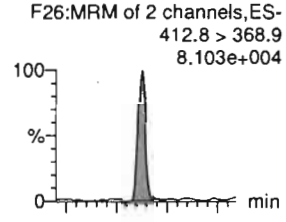

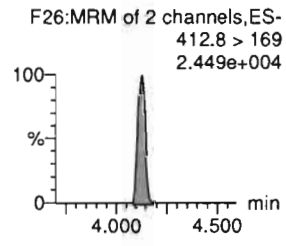

PFEChS

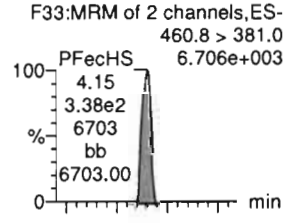

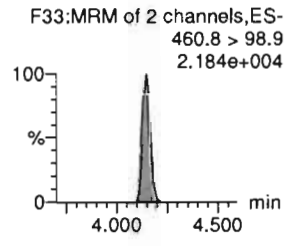

PFHpS

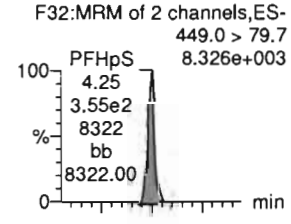

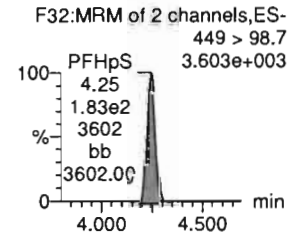

7:3 FTCA

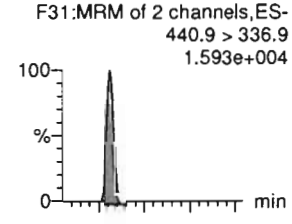

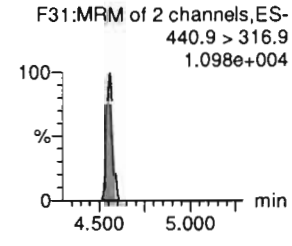

13C3-PFHxS-EIS

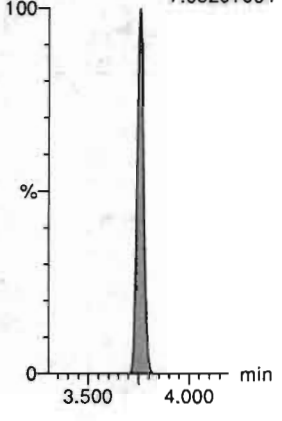

13C2-6:2 FTS-EIS

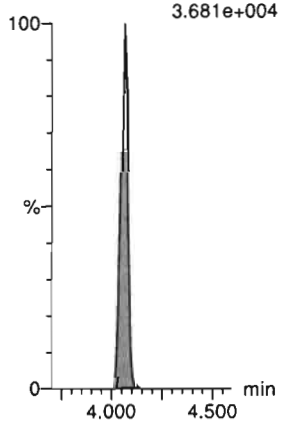

13C2-PFOA-EIS

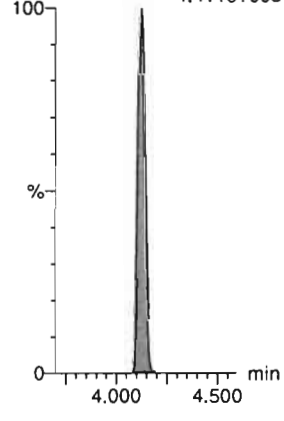

13C2-PFOA-EIS



13C8-PFOS-EIS

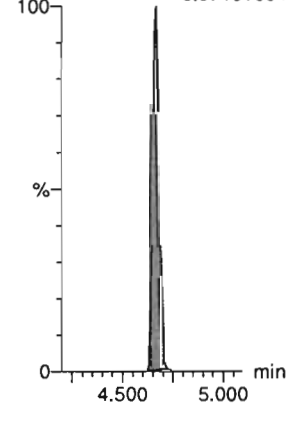

13C5-PFNA-EIS



Dataset: D:\PFAS5.PRO\RESULTS\200330P1\200330P1-CRV.qld

Last Altered: Tuesday, March 31, 2020 08:55:02 Pacific Daylight Time
Printed: Tuesday, March 31, 2020 08:56:15 Pacific Daylight Time

Name: 200330P1-8, Date: 30-Mar-2020, Time: 16:35:01, ID: ST200330P1-4 PFC CS1 20C2304, Description: PFC CS1 20C2304

PFNA

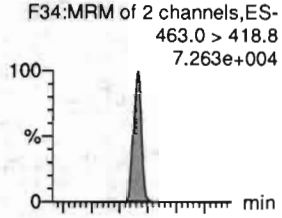

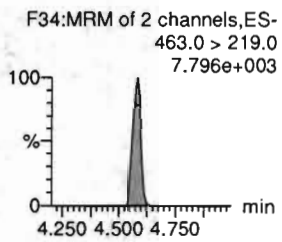

PFOSA

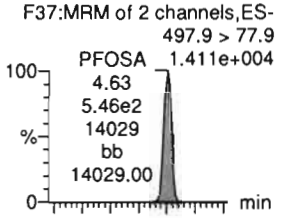

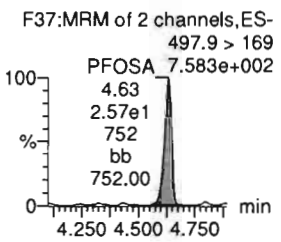

L-PFOS

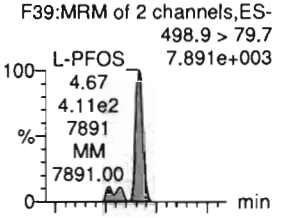

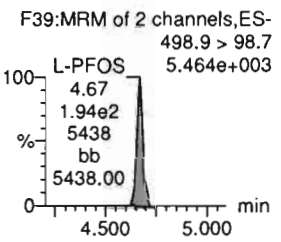

9Cl-PF30NS

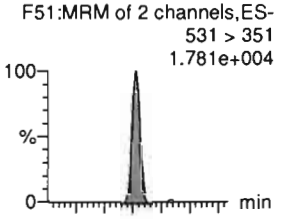

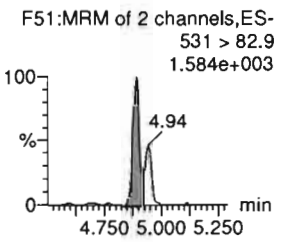

PFDA

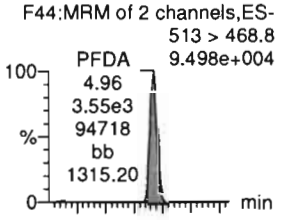

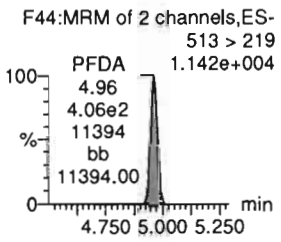

8:2 FTS

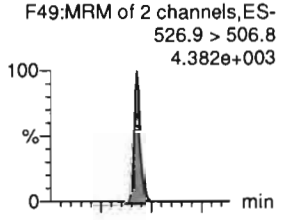

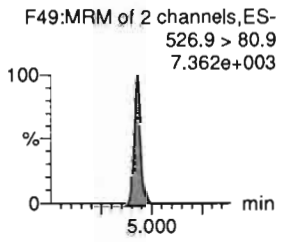

13C5-PFNA-EIS

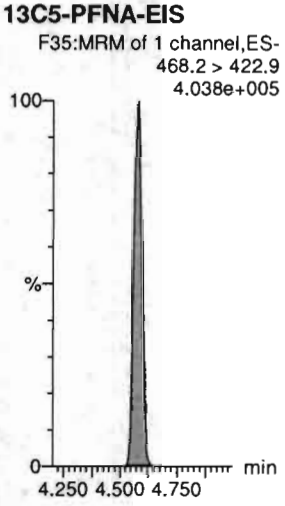

13C8-PFOSA-EIS

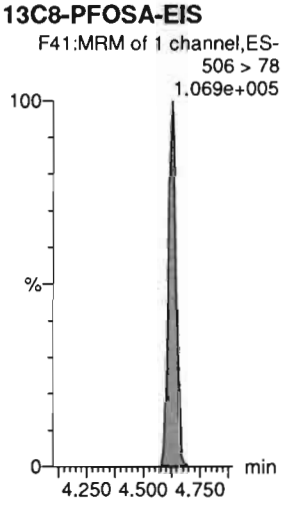

13C8-PFOS-EIS

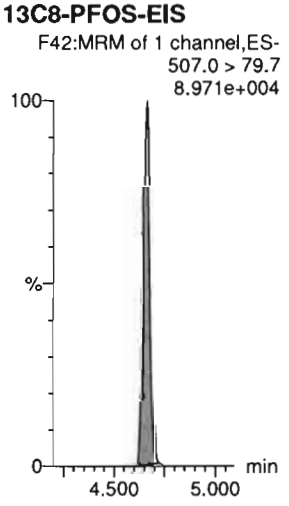

13C8-PFOS-EIS

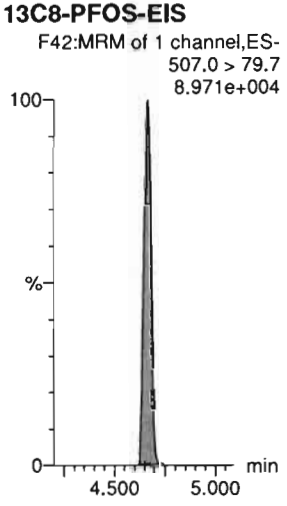

13C2-PFDA-EIS

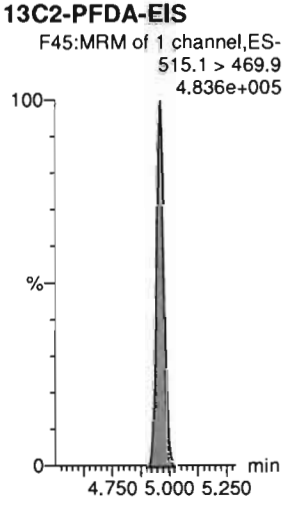

13C2-8:2 FTS-EIS

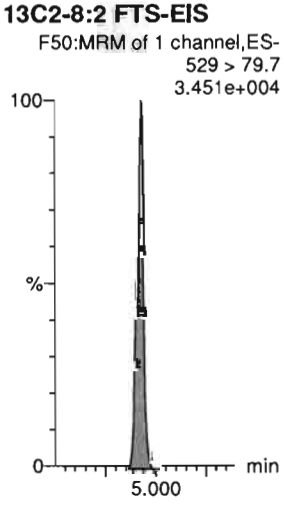

Dataset: D:\PFAS5.PRO\RESULTS\200330P1\200330P1-CRV.qld

Last Altered: Tuesday, March 31, 2020 08:55:02 Pacific Daylight Time
Printed: Tuesday, March 31, 2020 08:56:15 Pacific Daylight Time

Name: 200330P1-8, Date: 30-Mar-2020, Time: 16:35:01, ID: ST200330P1-4 PFC CS1 20C2304, Description: PFC CS1 20C2304

PFNS

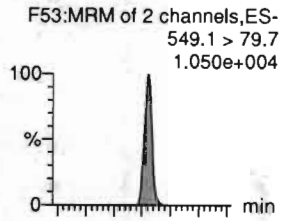

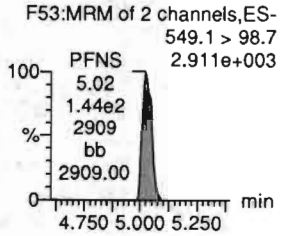

L-MeFOSAA

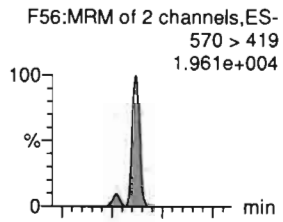

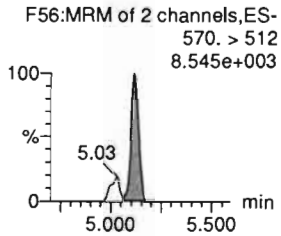

L-EtFOSAA

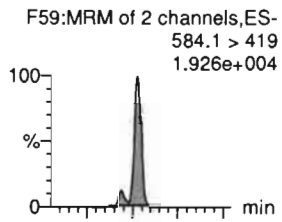

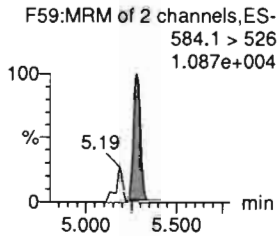

PFUdA

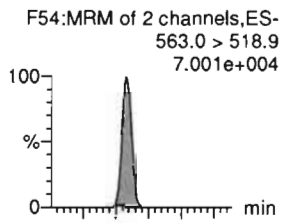

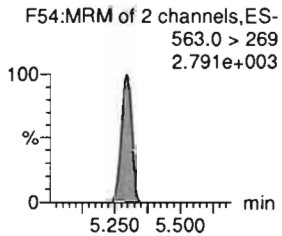

PFDS

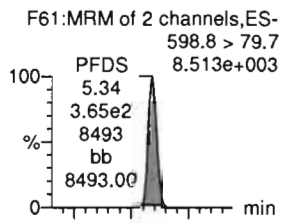

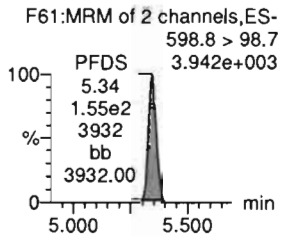

11Cl-PF30UdS

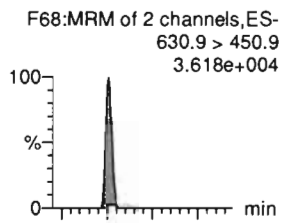

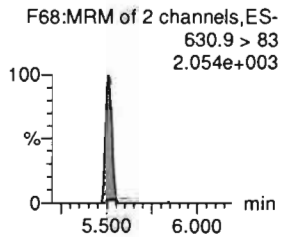

13C8-PFOS-EIS

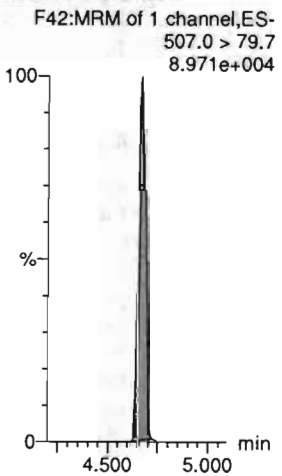

d3-N-MeFOSAA-EIS

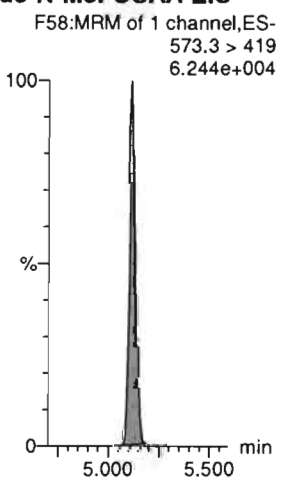

d5-N-EtFOSAA-EIS



13C2-PFUdA-EIS

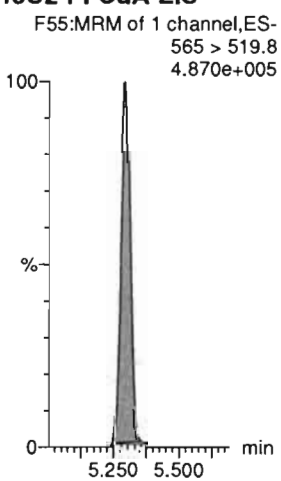

13C8-PFOS-EIS

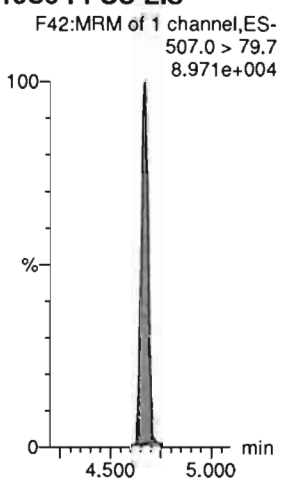

13C2-PFDoA-EIS

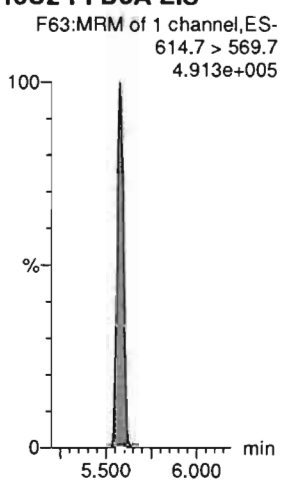

Dataset: D:\PFAS5.PRO\RESULTS\200330P1\200330P1-CRV.qld

Last Altered: Tuesday, March 31, 2020 08:55:02 Pacific Daylight Time
Printed: Tuesday, March 31, 2020 08:56:15 Pacific Daylight Time

Name: 200330P1-8, Date: 30-Mar-2020, Time: 16:35:01, ID: ST200330P1-4 PFC CS1 20C2304, Description: PFC CS1 20C2304

10:2 FTS

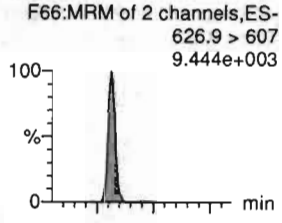

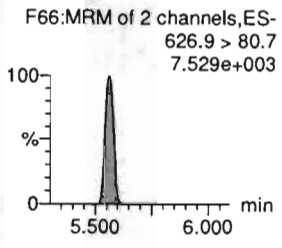

PFDoA

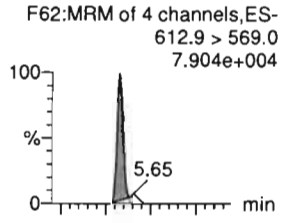

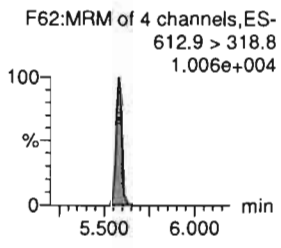

N-MeFOSA

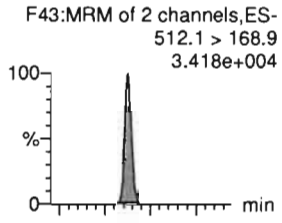

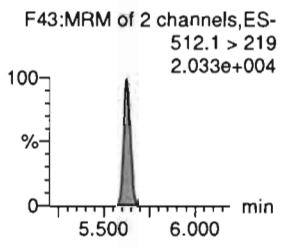

PFTrDA

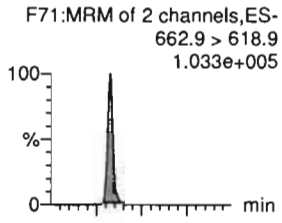

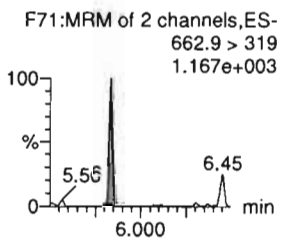

PFDoS

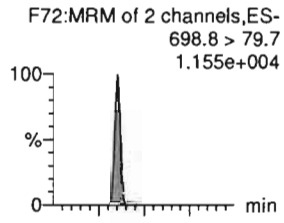

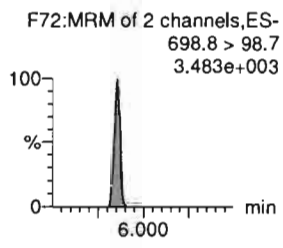

PFTeDA

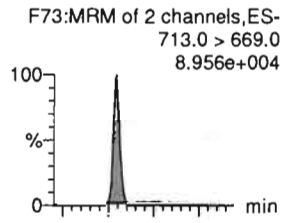

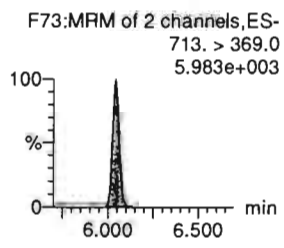

13C2-10:2 FTS-EIS

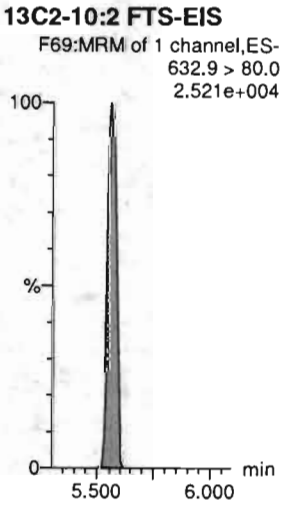

13C2-PFDoA-EIS

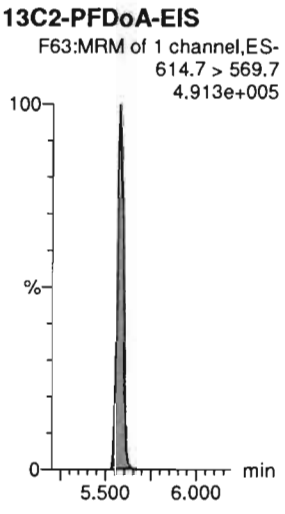

d3-N-MeFOSA-EIS

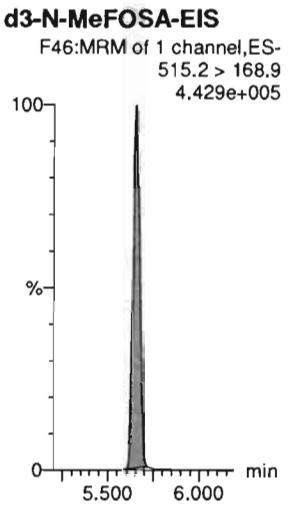

13C2-PFDoA-EIS



13C2-PFTeDA-EIS



13C2-PFTeDA-EIS



Dataset: D:\PFAS5.PRO\RESULTS\200330P1\200330P1-CRV.qld

Last Altered: Tuesday, March 31, 2020 08:55:02 Pacific Daylight Time
Printed: Tuesday, March 31, 2020 08:56:15 Pacific Daylight Time

Name: 200330P1-8, Date: 30-Mar-2020, Time: 16:35:01, ID: ST200330P1-4 PFC CS1 20C2304, Description: PFC CS1 20C2304

N-EtFOSA

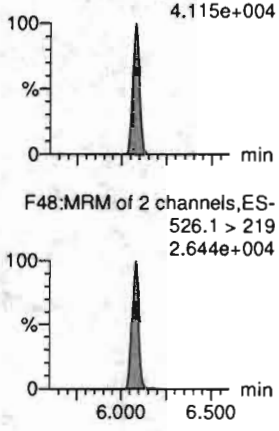

PFHxDA

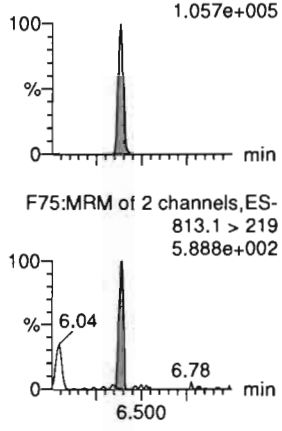

PFODA

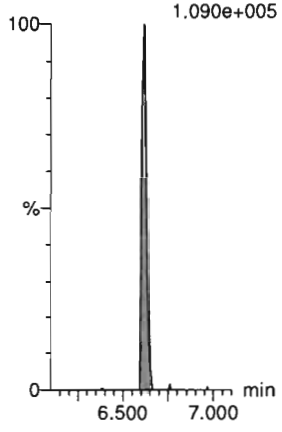

N-MeFOSE

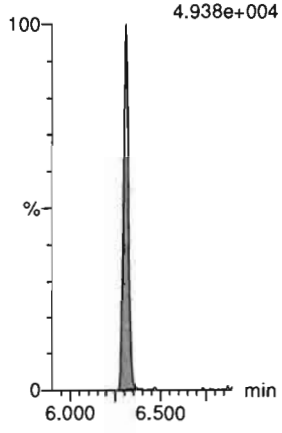

N-EtFOSE

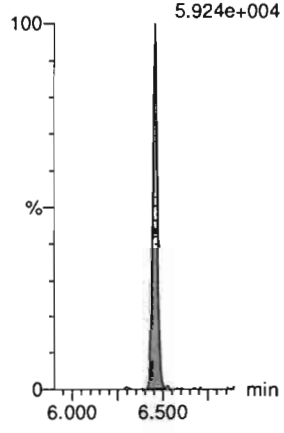

13C3-PFBA-RSD

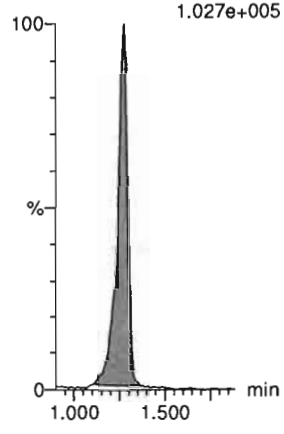

d5-N-ETFOSA-EIS

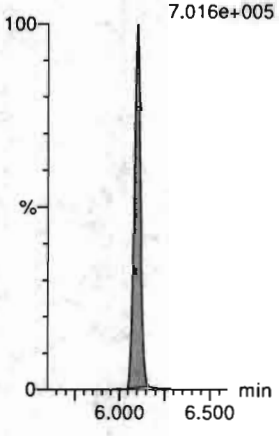

13C2-PFHxDA-EIS

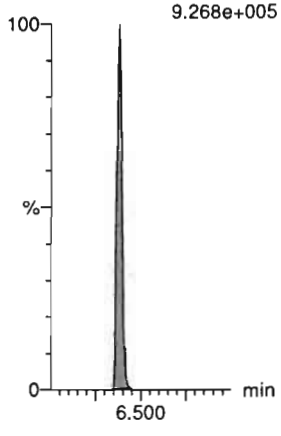

13C2-PFHxDA-EIS

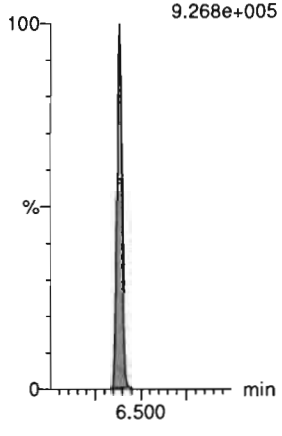

d7-N-MeFOSE-EIS

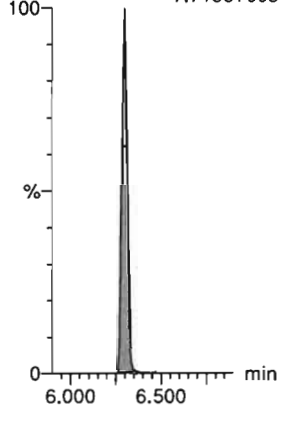

d9-N-EtFOSE-EIS

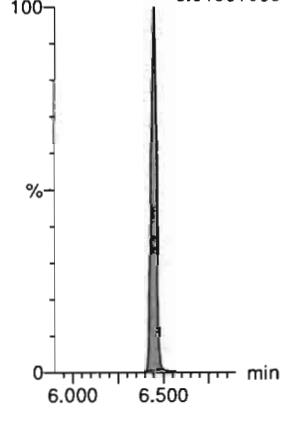

13C3-PFPeA-RSD

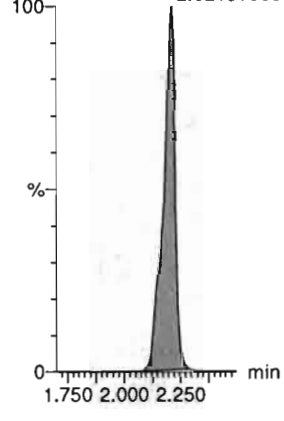

Dataset: D:\PFAS5.PRO\RESULTS\200330P1\200330P1-CRV.qld

Last Altered: Tuesday, March 31, 2020 08:55:02 Pacific Daylight Time
Printed: Tuesday, March 31, 2020 08:56:15 Pacific Daylight Time

Name: 200330P1-8, Date: 30-Mar-2020, Time: 16:35:01, ID: ST200330P1-4 PFC CS1 20C2304, Description: PFC CS1 20C2304

13C3-PFBS-RSD
F12:MRM of 1 channel,ES-
302.0 > 98.8
2.494e+004

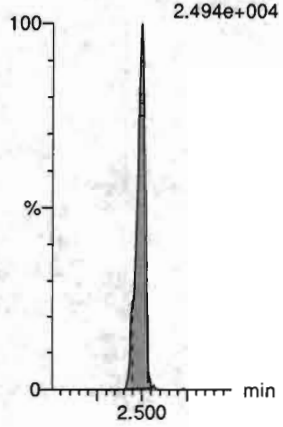

13C3-HFPO-DA-RSD
F10:MRM of 2 channels,ES-
287.0 > 168.9
1.065e+005



13C2-4:2 FTS-RSD
F17:MRM of 2 channels,ES-
329.0 > 79.7
4.559e+004



13C2-PFHxA-RSD
F14:MRM of 1 channel,ES-
315.0 > 270.0
5.502e+005



13C4-PFHpA-RSD
F21:MRM of 1 channel,ES-
367.2 > 321.8
3.749e+005

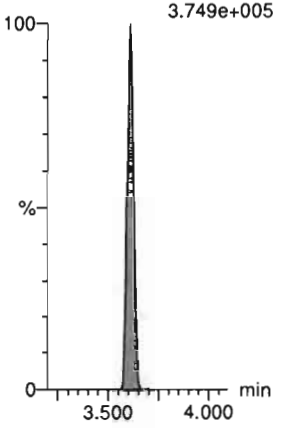

13C3-PFHxS-RSD
F24:MRM of 1 channel,ES-
401.8 > 79.7
7.082e+004



13C2-6:2 FTS-RSD
F30:MRM of 1 channel,ES-
429.0 > 79.7
3.681e+004

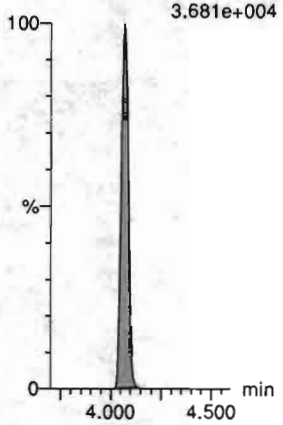

13C5-PFNA-RSD
F35:MRM of 1 channel,ES-
468.2 > 422.9
4.038e+005



13C8-PFOSA-RSD
F41:MRM of 1 channel,ES-
506 > 78
1.069e+005



13C2-PFOA-RSD
F27:MRM of 1 channel,ES-
414.9 > 369.7
4.411e+005

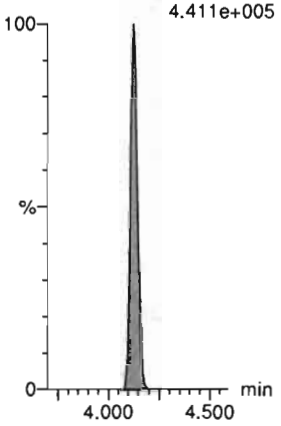

13C8-PFOS-RSD
F42:MRM of 1 channel,ES-
507.0 > 79.7
8.971e+004

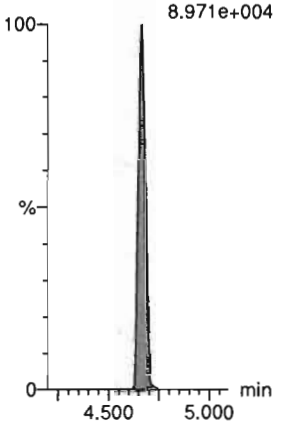

13C2-PFDA-RSD
F45:MRM of 1 channel,ES-
515.1 > 469.9
4.836e+005



Dataset: D:\PFAS5.PRO\RESULTS\200330P1\200330P1-CRV.qld

Last Altered: Tuesday, March 31, 2020 08:55:02 Pacific Daylight Time
Printed: Tuesday, March 31, 2020 08:56:15 Pacific Daylight Time

Name: 200330P1-8, Date: 30-Mar-2020, Time: 16:35:01, ID: ST200330P1-4 PFC CS1 20C2304, Description: PFC CS1 20C2304

13C2-8:2 FTS-RSD
F50:MRM of 1 channel,ES-
529 > 79.7
3.451e+004

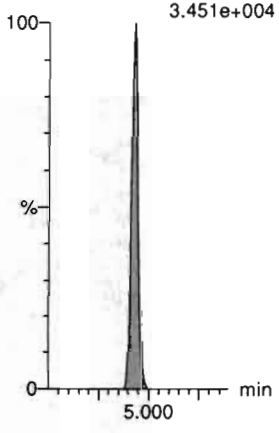

d3-N-MeFOSAA-RSD
F58:MRM of 1 channel,ES-
573.3 > 419
6.244e+004

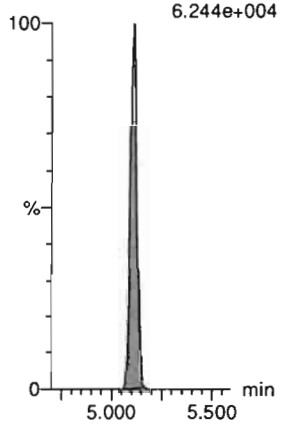

13C2-PFUdA-RSD
F55:MRM of 1 channel,ES-
565 > 519.8
4.870e+005



d5-N-EtFOSAA-RSD
F60:MRM of 1 channel,ES-
589.3 > 419
1.027e+005



13C2-PFDoA-RSD
F63:MRM of 1 channel,ES-
614.7 > 569.7
4.913e+005

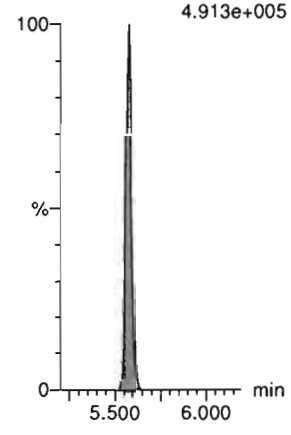

13C2-10:2 FTS-RSD
F69:MRM of 1 channel,ES-
632.9 > 80.0
2.521e+004

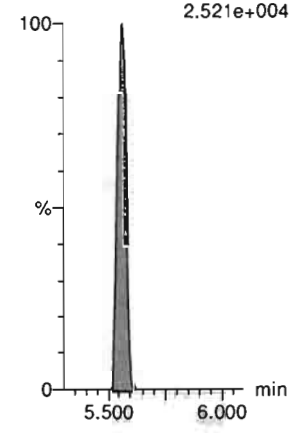

d3-N-MeFOSA-RSD
F46:MRM of 1 channel,ES-
515.2 > 168.9
4.429e+005

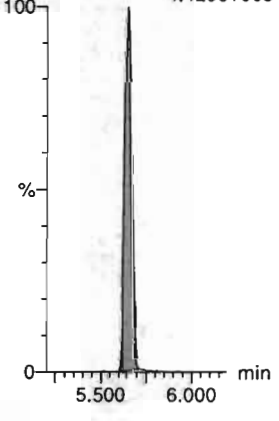

13C2-PFTeDA-RSD
F74:MRM of 2 channels,ES-
715.1 > 669.7
4.833e+005

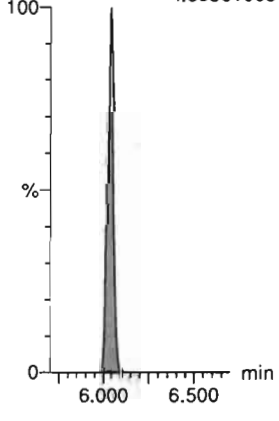

d5-N-ETFOSA-RSD
F52:MRM of 1 channel,ES-
531.1 > 168.9
7.016e+005

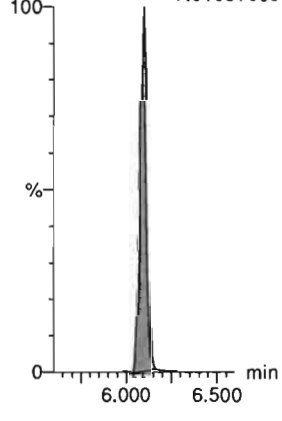

13C2-PFHxDA-RSD
F76:MRM of 1 channel,ES-
815 > 769.7
9.268e+005

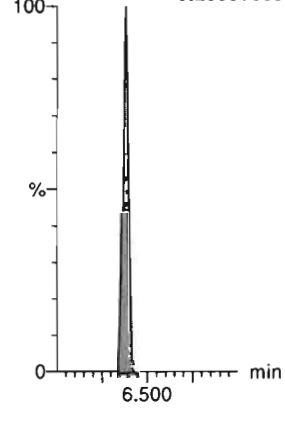

d9-N-EtFOSE-RSD
F70:MRM of 1 channel,ES-
639.2 > 58.8
8.615e+005

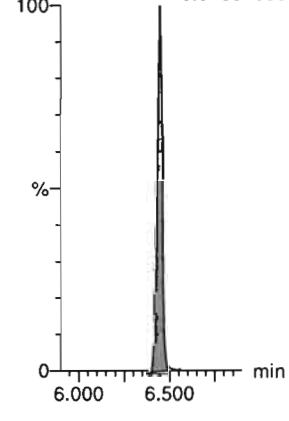

d7-N-MeFOSE-RSD
F65:MRM of 1 channel,ES-
623.1 > 58.9
7.713e+005



Dataset: D:\PFAS5.PRO\RESULTS\200330P1\200330P1-CRV.qld

Last Altered: Tuesday, March 31, 2020 08:55:02 Pacific Daylight Time
Printed: Tuesday, March 31, 2020 08:56:15 Pacific Daylight Time

Name: 200330P1-8, Date: 30-Mar-2020, Time: 16:35:01, ID: ST200330P1-4 PFC CS1 20C2304, Description: PFC CS1 20C2304

13C4-PFBA



13C5-PFHxA

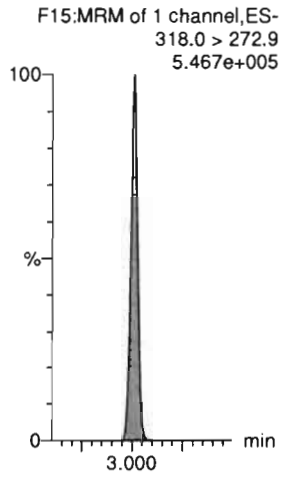

13C8-PFOA

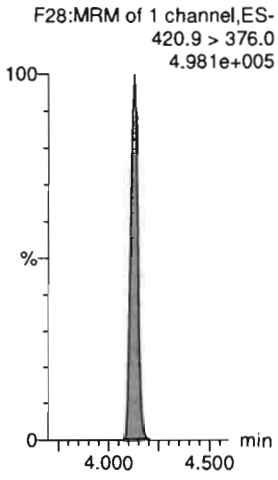

18O2-PFHxS

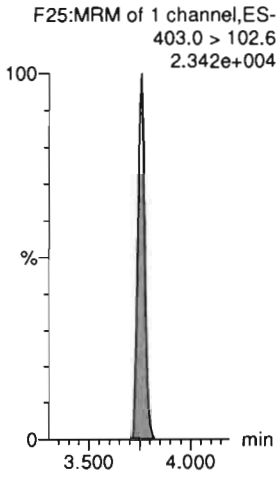

13C9-PFNA

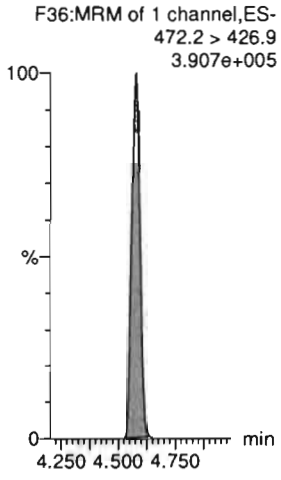

13C4-PFOS

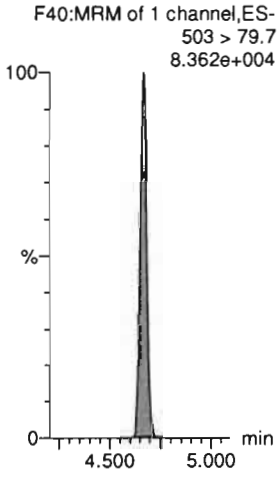

13C6-PFDA

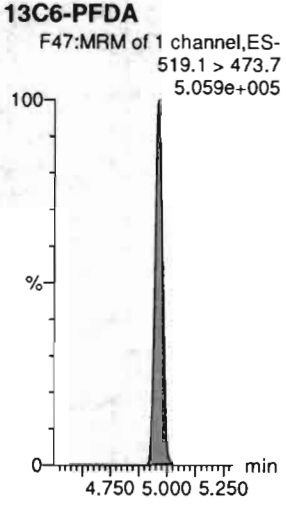

13C7-PFUdA

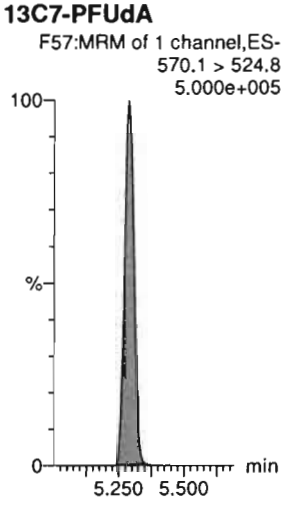

Dataset: D:\PFAS5.PRO\RESULTS\200330P1\200330P1-CRV.qld

Last Altered: Tuesday, March 31, 2020 09:25:36 Pacific Daylight Time
Printed: Tuesday, March 31, 2020 09:25:52 Pacific Daylight Time

Name: 200330P1-9, Date: 30-Mar-2020, Time: 16:47:09, ID: ST200330P1-5 PFC CS2 20C2305, Description: PFC CS2 20C2305

PFBA

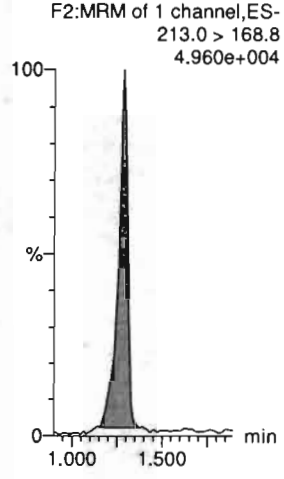

PFPrS

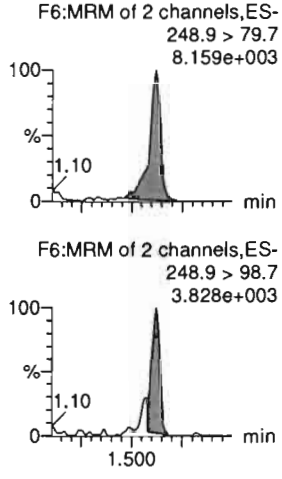

3:3 FTCA

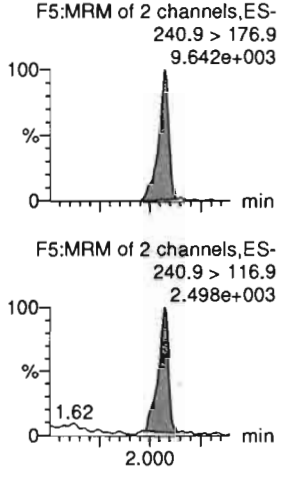

PFPeA

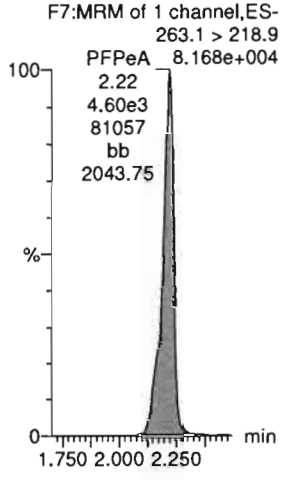

PFBS

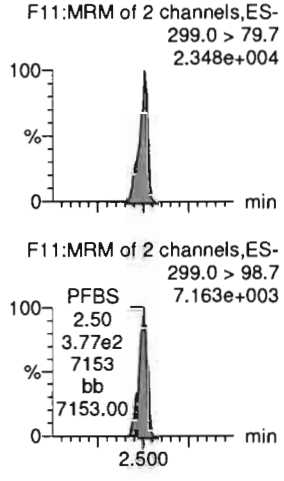

4:2 FTS

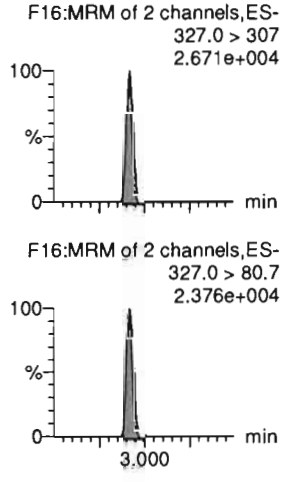

13C3-PFBA-EIS

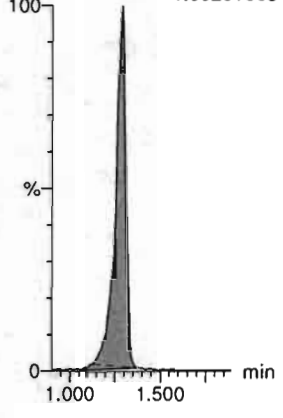

13C3-PFBS-EIS

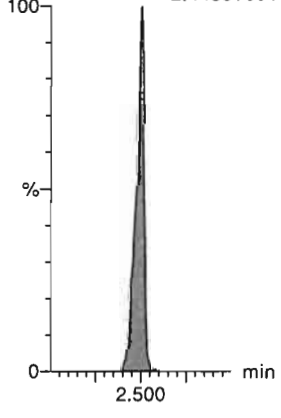

13C3-PFPeA-EIS

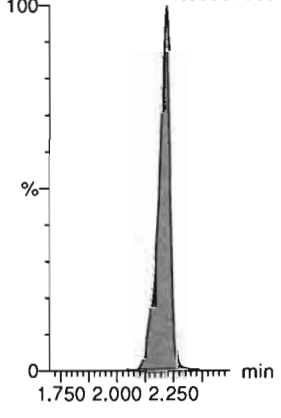

13C3-PFPeA-EIS

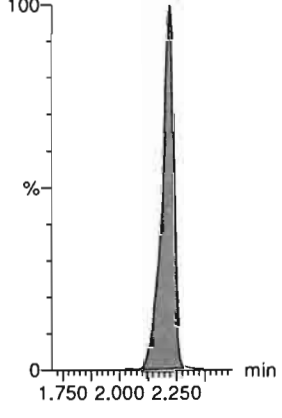

13C3-PFBS-EIS



13C2-4:2 FTS-EIS



Dataset: D:\PFAS5.PRO\RESULTS\200330P1\200330P1-CRV.qld

Last Altered: Tuesday, March 31, 2020 08:55:02 Pacific Daylight Time
Printed: Tuesday, March 31, 2020 08:56:15 Pacific Daylight Time

Name: 200330P1-9, Date: 30-Mar-2020, Time: 16:47:09, ID: ST200330P1-5 PFC CS2 20C2305, Description: PFC CS2 20C2305

PFHxA
F13:MRM of 2 channels,ES-
313.0 > 269.0
1.922e+005

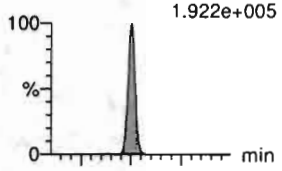

F13:MRM of 2 channels,ES-
313 > 118.9
1.038e+004

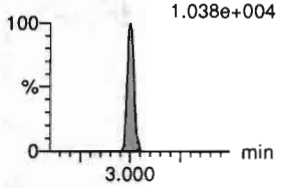

PFPeS
F19:MRM of 2 channels,ES-
349. > 79.7
3.298e+004

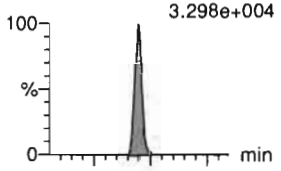

F19:MRM of 2 channels,ES-
349. > 98.7
1.167e+004

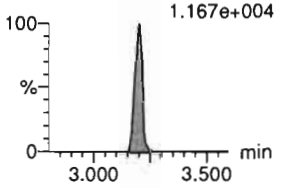

HFPO-DA
F9:MRM of 3 channels,ES-
285.1 > 168.9
4.653e+004

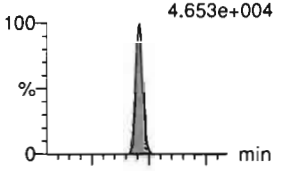

F9:MRM of 3 channels,ES-
285.1 > 184.9
1.763e+004

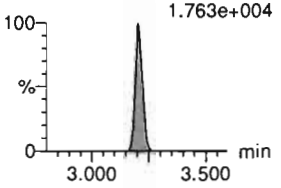

5:3 FTCA
F18:MRM of 2 channels,ES-
340.9 > 236.9
3.975e+004

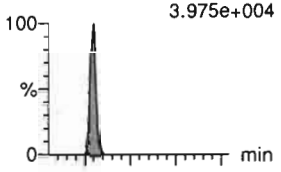

F18:MRM of 2 channels,ES-
340.9 > 216.9
2.166e+004

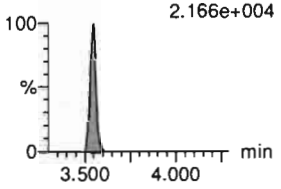

PFHpA
F20:MRM of 2 channels,ES-
363.0 > 318.9
1.813e+005

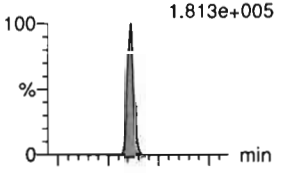

F20:MRM of 2 channels,ES-
363.0 > 169.0
5.897e+003

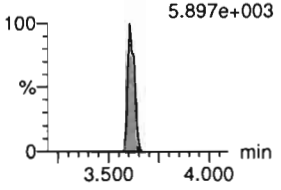

ADONA
F22:MRM of 2 channels,ES-
376.8 > 250.9
3.874e+005

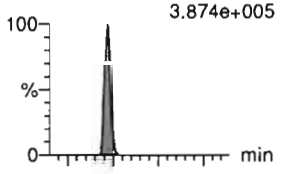

F22:MRM of 2 channels,ES-
376.8 > 85.0
1.049e+005

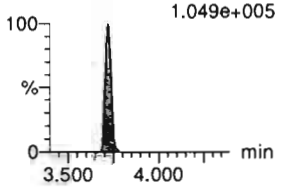

13C2-PFHxA-EIS
F14:MRM of 1 channel,ES-
315.0 > 270.0
5.359e+005

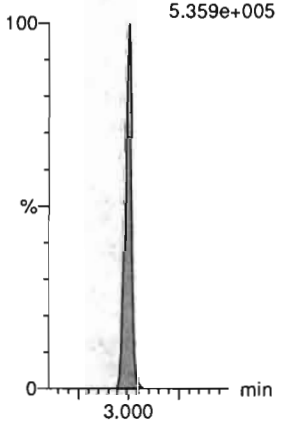

13C3-PFBS-EIS
F12:MRM of 1 channel,ES-
302.0 > 98.8
2.448e+004



13C3-HFPO-DA-EIS
F10:MRM of 2 channels,ES-
287.0 > 168.9
1.154e+005

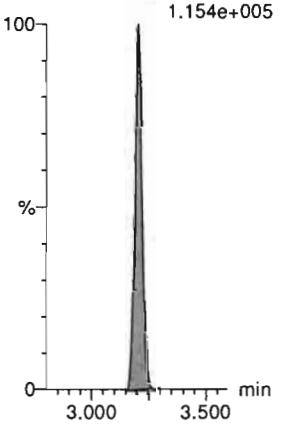

13C4-PFHpA-EIS
F21:MRM of 1 channel,ES-
367.2 > 321.8
3.813e+005

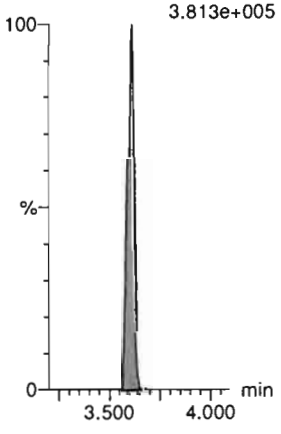

13C4-PFHpA-EIS
F21:MRM of 1 channel,ES-
367.2 > 321.8
3.813e+005

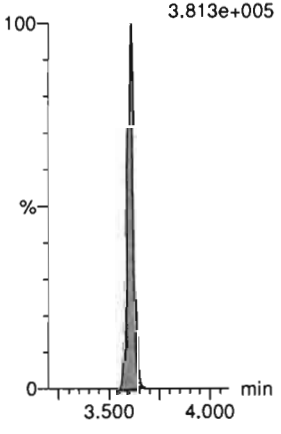

13C4-PFHpA-EIS
F21:MRM of 1 channel,ES-
367.2 > 321.8
3.813e+005



Dataset: D:\PFAS5.PRO\RESULTS\200330P1\200330P1-CRV.qld

Last Altered: Tuesday, March 31, 2020 08:55:02 Pacific Daylight Time
Printed: Tuesday, March 31, 2020 08:56:15 Pacific Daylight Time

Name: 200330P1-9, Date: 30-Mar-2020, Time: 16:47:09, ID: ST200330P1-5 PFC CS2 20C2305, Description: PFC CS2 20C2305

L-PFHxS

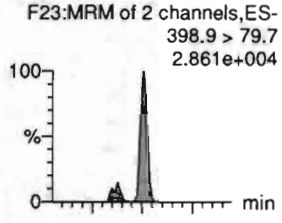

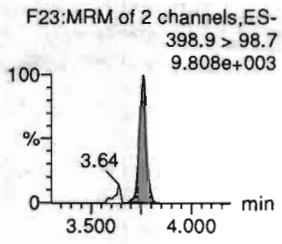

6:2 FTS

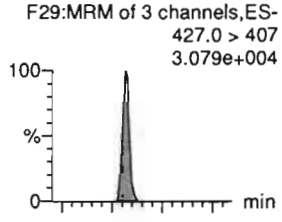

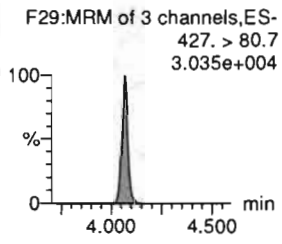

L-PFOA

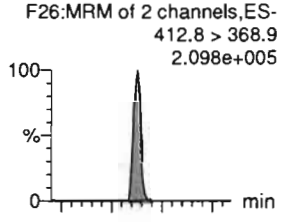

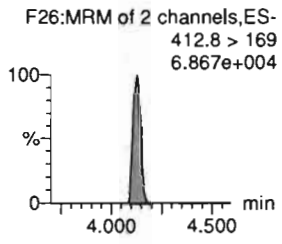

PFEChS

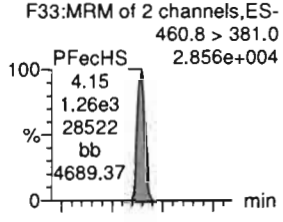

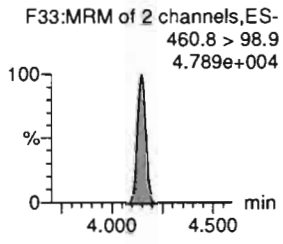

PFHpS

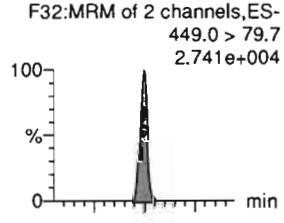

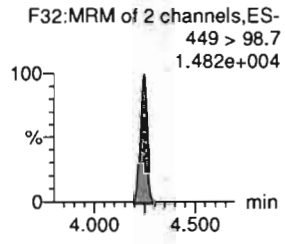

7:3 FTCA

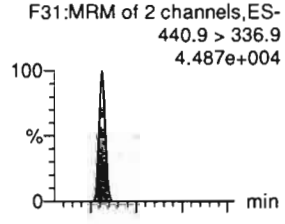

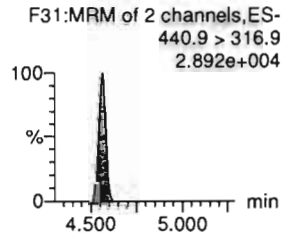

13C3-PFHxS-EIS

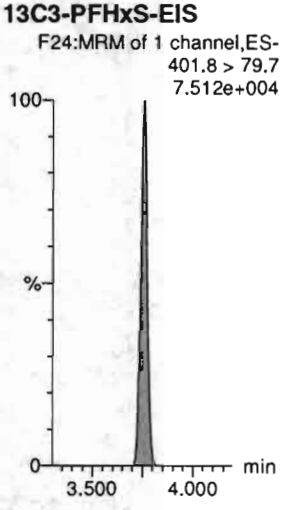

13C2-6:2 FTS-EIS

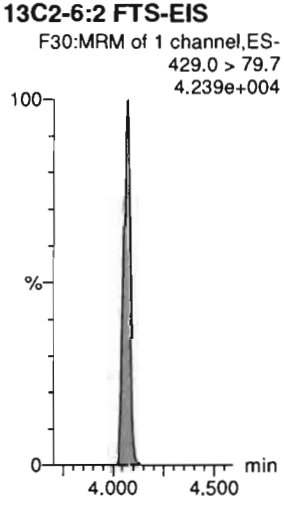

13C2-PFOA-EIS

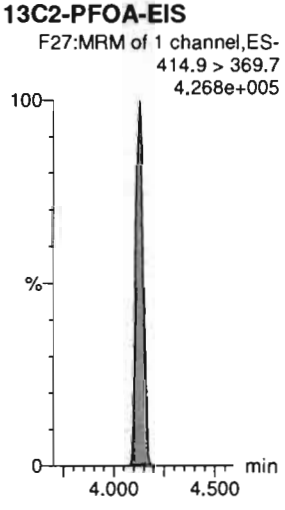

13C2-PFOA-EIS



13C8-PFOS-EIS

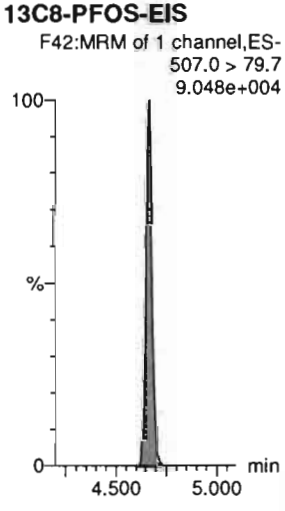

13C5-PFNA-EIS



Dataset: D:\PFAS5.PRO\RESULTS\200330P1\200330P1-CRV.qld

Last Altered: Tuesday, March 31, 2020 08:55:02 Pacific Daylight Time
Printed: Tuesday, March 31, 2020 08:56:15 Pacific Daylight Time

Name: 200330P1-9, Date: 30-Mar-2020, Time: 16:47:09, ID: ST200330P1-5 PFC CS2 20C2305, Description: PFC CS2 20C2305

PFNA

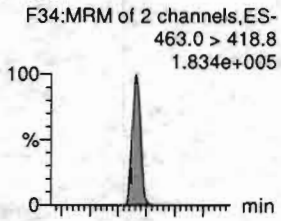

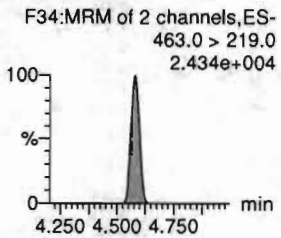

PFOSA

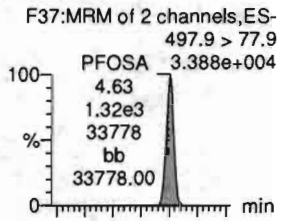

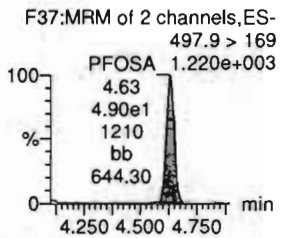

L-PFOS

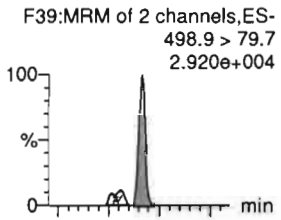

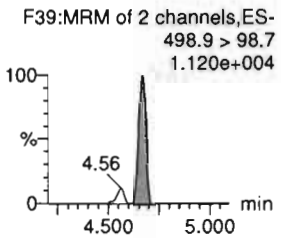

9Cl-PF30NS

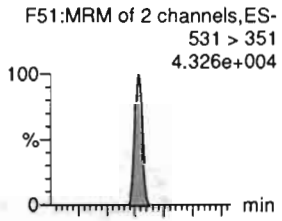

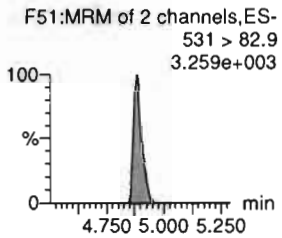

PFDA

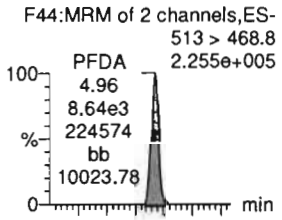

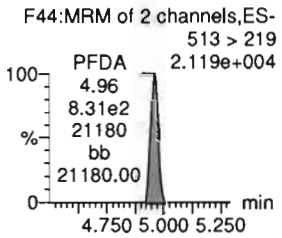

8:2 FTS

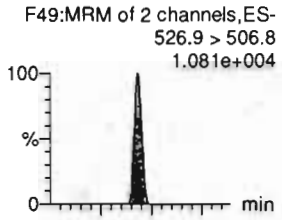

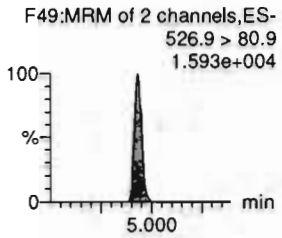

13C5-PFNA-EIS

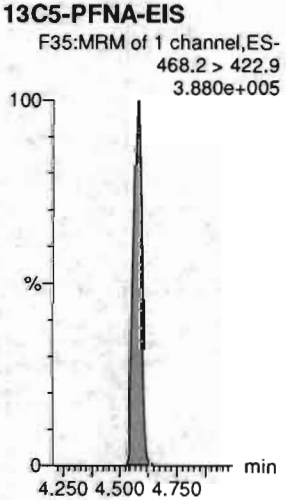

13C8-PFOSA-EIS

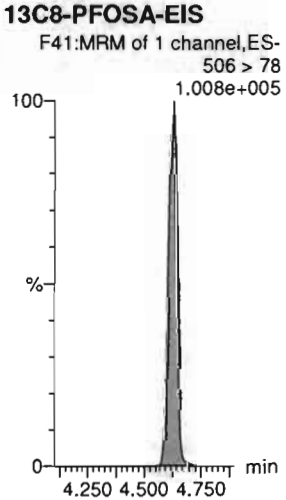

13C8-PFOS-EIS

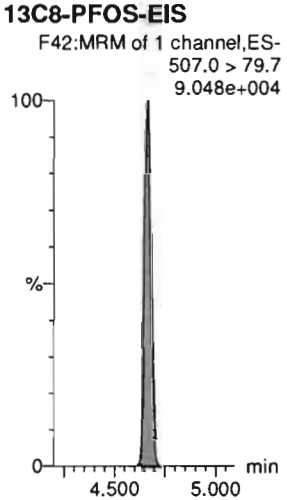

13C8-PFOS-EIS

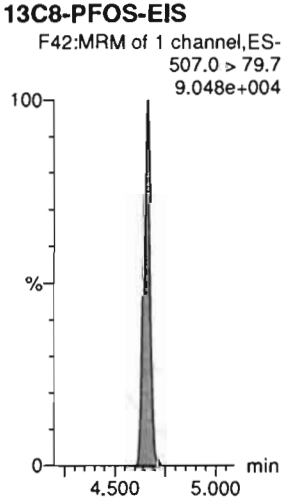

13C2-PFDA-EIS



13C2-8:2 FTS-EIS



Dataset: D:\PFAS5.PRO\RESULTS\200330P1\200330P1-CRV.qld

Last Altered: Tuesday, March 31, 2020 08:55:02 Pacific Daylight Time
Printed: Tuesday, March 31, 2020 08:56:15 Pacific Daylight Time

Name: 200330P1-9, Date: 30-Mar-2020, Time: 16:47:09, ID: ST200330P1-5 PFC CS2 20C2305, Description: PFC CS2 20C2305

PFNS

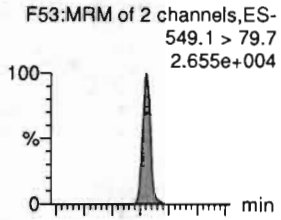

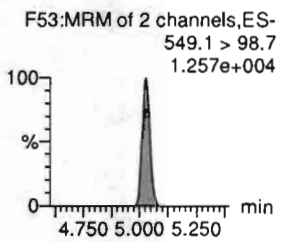

L-MeFOSAA

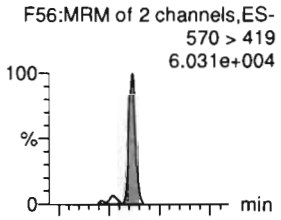

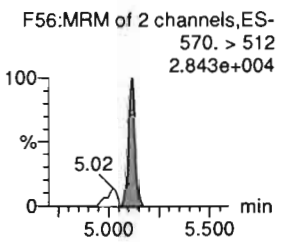

L-EtFOSAA

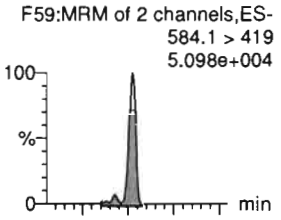

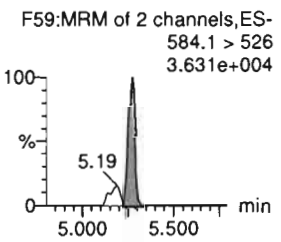

PFUdA

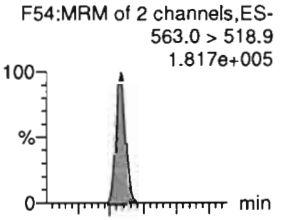

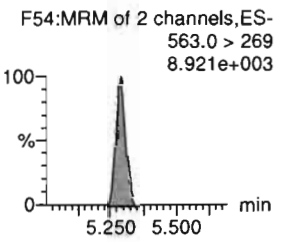

PFDS

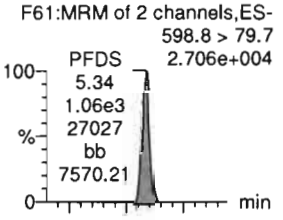

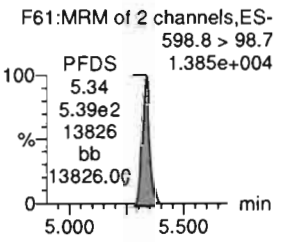

11Cl-PF30UdS

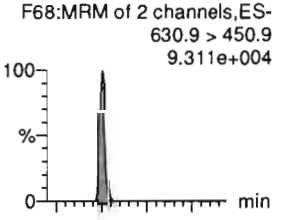

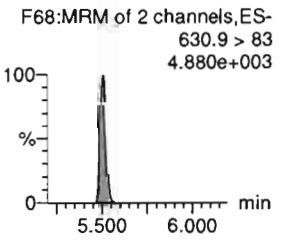

13C8-PFOS-EIS



d3-N-MeFOSAA-EIS

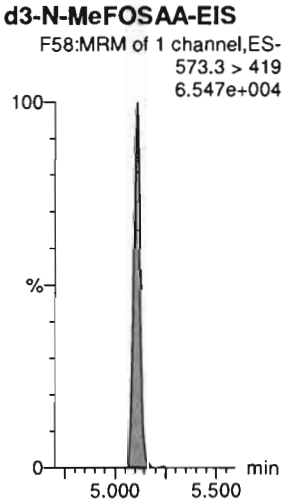

d5-N-EtFOSAA-EIS



13C2-PFUdA-EIS

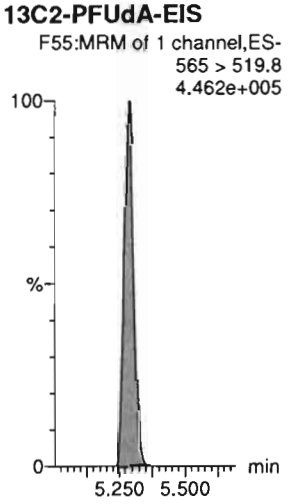

13C8-PFOS-EIS



13C2-PFDoA-EIS



Dataset: D:\PFAS5.PRO\RESULTS\200330P1\200330P1-CRV.qld

Last Altered: Tuesday, March 31, 2020 08:55:02 Pacific Daylight Time
Printed: Tuesday, March 31, 2020 08:56:15 Pacific Daylight Time

Name: 200330P1-9, Date: 30-Mar-2020, Time: 16:47:09, ID: ST200330P1-5 PFC CS2 20C2305, Description: PFC CS2 20C2305

10:2 FTS

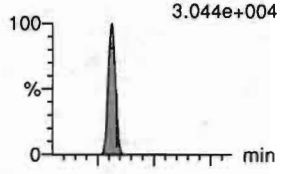

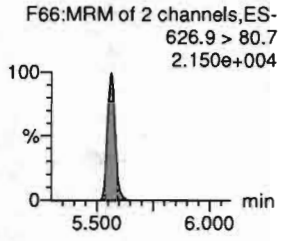

PFDoA

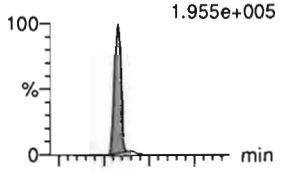

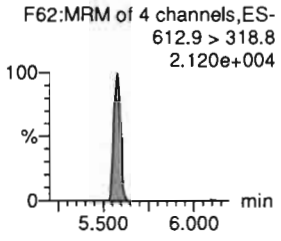

N-MeFOSA

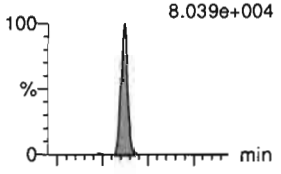

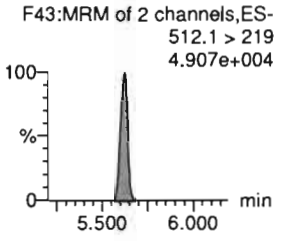

PFTrDA

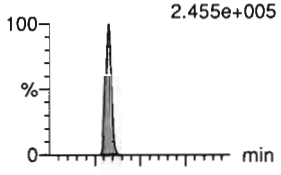

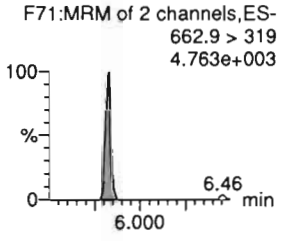

PFDoS

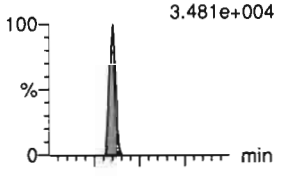

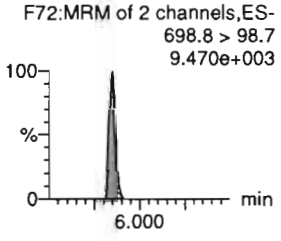

PFTeDA

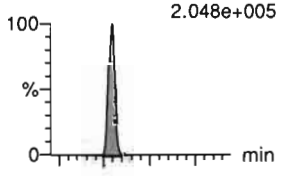

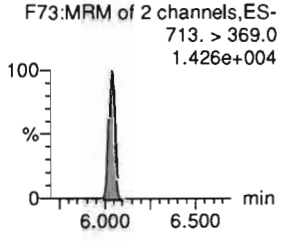

13C2-10:2 FTS-EIS

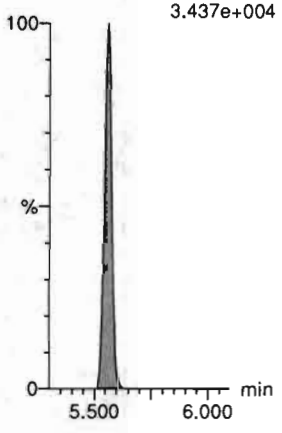

13C2-PFDoA-EIS

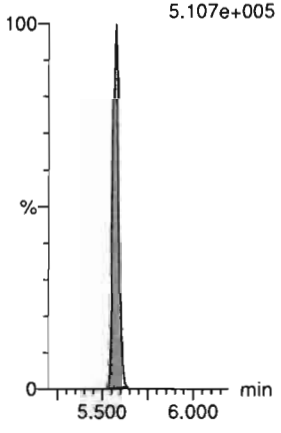

d3-N-MeFOSA-EIS

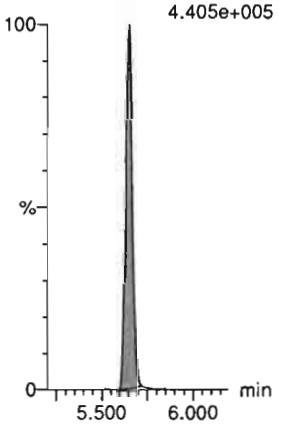

13C2-PFDoA-EIS

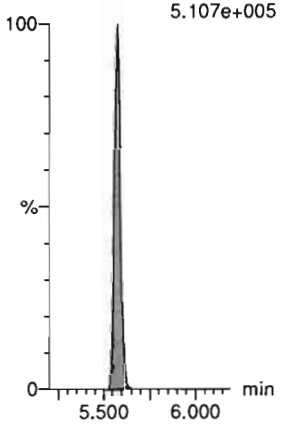

13C2-PFTeDA-EIS

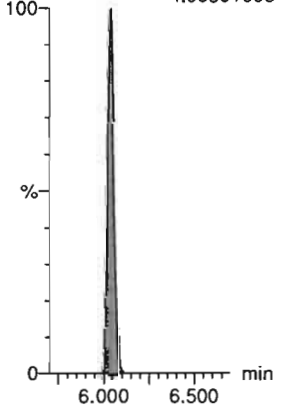

13C2-PFTeDA-EIS

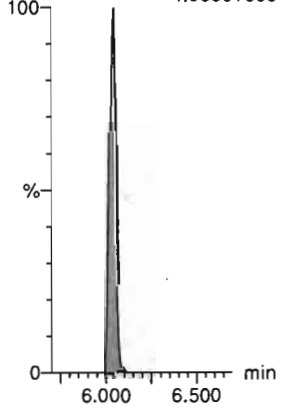

Dataset: D:\PFAS5.PRO\RESULTS\200330P1\200330P1-CRV.qld

Last Altered: Tuesday, March 31, 2020 09:25:36 Pacific Daylight Time
Printed: Tuesday, March 31, 2020 09:25:52 Pacific Daylight Time

Name: 200330P1-9, Date: 30-Mar-2020, Time: 16:47:09, ID: ST200330P1-5 PFC CS2 20C2305, Description: PFC CS2 20C2305

N-EtFOSA

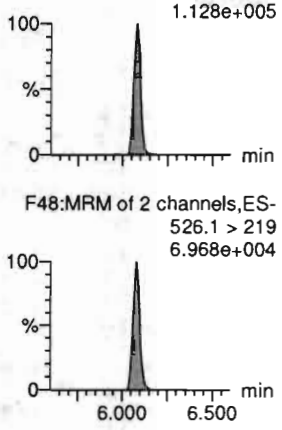

PFHxDA

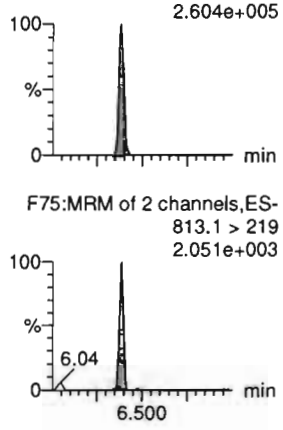

PFODA



N-MeFOSE

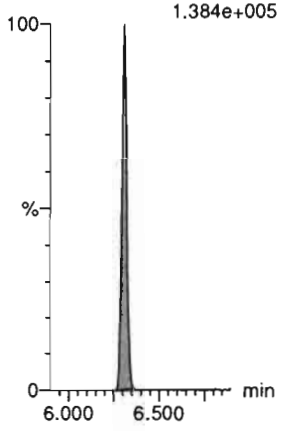

N-EtFOSE



13C3-PFBA-RSD

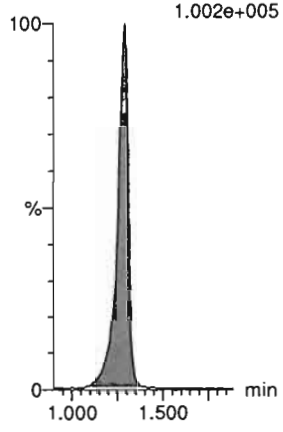

d5-N-ETFOSA-EIS

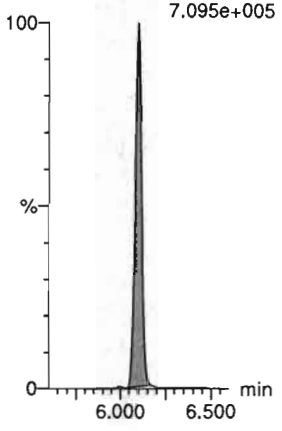

13C2-PFHxDA-EIS

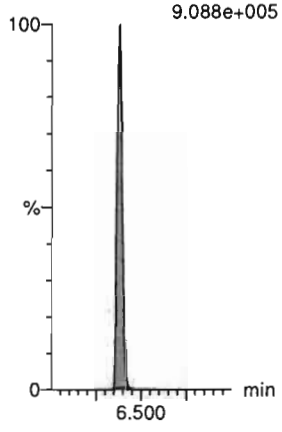

13C2-PFHxDA-EIS

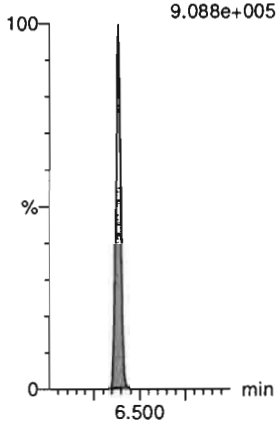

d7-N-MeFOSE-EIS

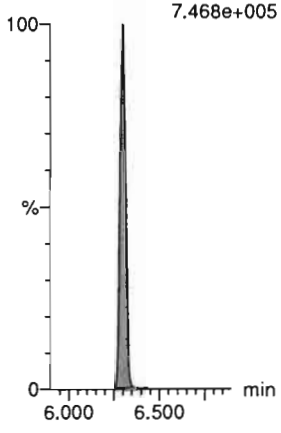

d9-N-EtFOSE-EIS

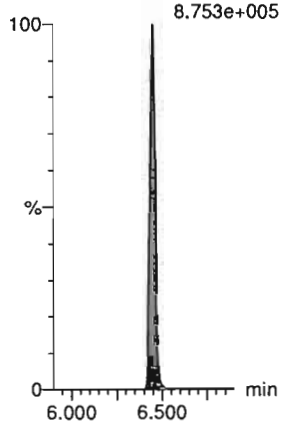

13C3-PFPeA-RSD



Dataset: D:\PFAS5.PRO\RESULTS\200330P1\200330P1-CRV.qld

Last Altered: Tuesday, March 31, 2020 08:55:02 Pacific Daylight Time
Printed: Tuesday, March 31, 2020 08:56:15 Pacific Daylight Time

Name: 200330P1-9, Date: 30-Mar-2020, Time: 16:47:09, ID: ST200330P1-5 PFC CS2 20C2305, Description: PFC CS2 20C2305

13C3-PFBS-RSD
F12:MRM of 1 channel,ES-
302.0 > 98.8
2.448e+004



13C3-HFPO-DA-RSD
F10:MRM of 2 channels,ES-
287.0 > 168.9
1.154e+005

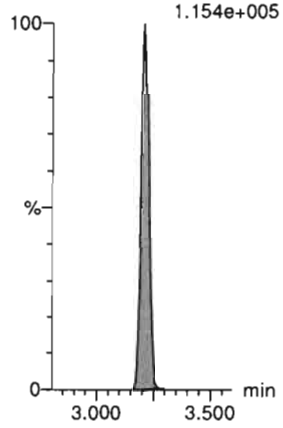

13C2-4:2 FTS-RSD
F17:MRM of 2 channels,ES-
329.0 > 79.7
4.393e+004

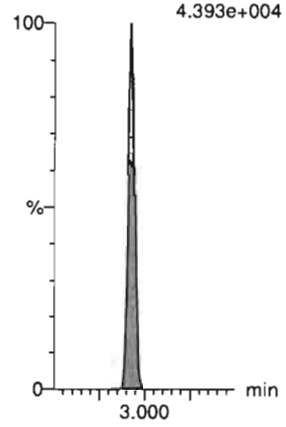

13C2-PFHxA-RSD
F14:MRM of 1 channel,ES-
315.0 > 270.0
5.359e+005

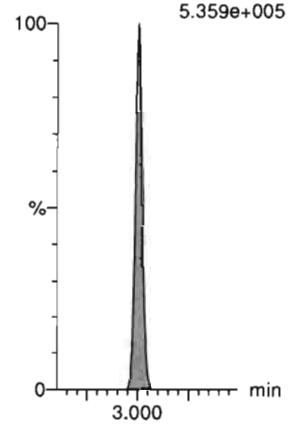

13C4-PFHpA-RSD
F21:MRM of 1 channel,ES-
367.2 > 321.8
3.813e+005

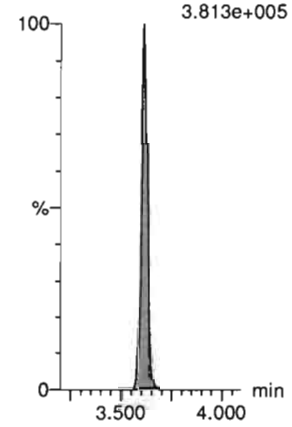

13C3-PFHxS-RSD
F24:MRM of 1 channel,ES-
401.8 > 79.7
7.512e+004

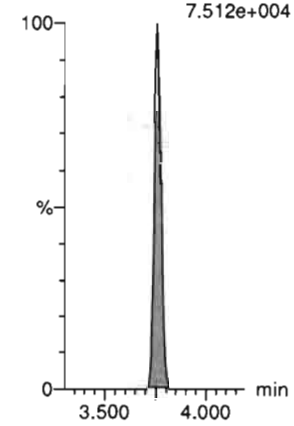

13C2-6:2 FTS-RSD
F30:MRM of 1 channel,ES-
429.0 > 79.7
4.239e+004

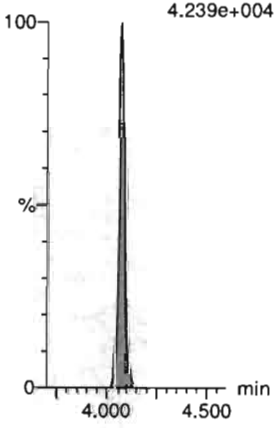

13C5-PFNA-RSD
F35:MRM of 1 channel,ES-
468.2 > 422.9
3.880e+005

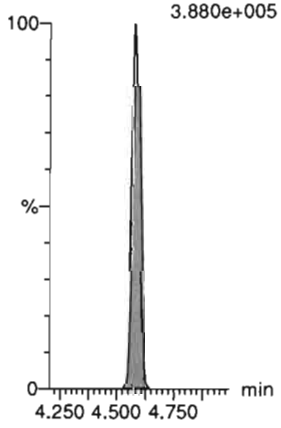

13C8-PFOSA-RSD
F41:MRM of 1 channel,ES-
506 > 78
1.008e+005

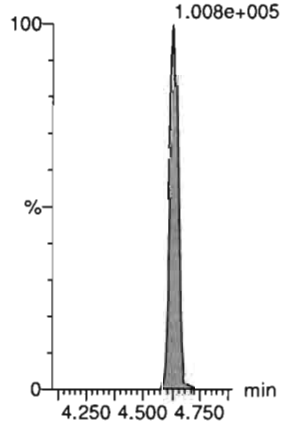

13C2-PFOA-RSD
F27:MRM of 1 channel,ES-
414.9 > 369.7
4.268e+005

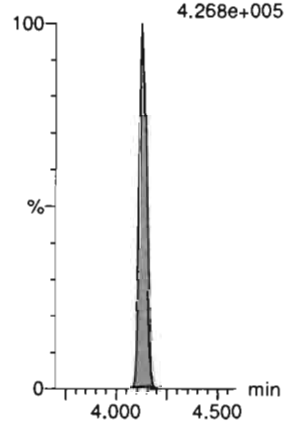

13C8-PFOS-RSD
F42:MRM of 1 channel,ES-
507.0 > 79.7
9.048e+004



13C2-PFDA-RSD
F45:MRM of 1 channel,ES-
515.1 > 469.9
4.712e+005

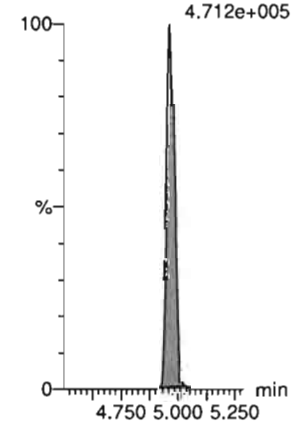

Dataset: D:\PFAS5.PRO\RESULTS\200330P1\200330P1-CRV.qld

Last Altered: Tuesday, March 31, 2020 08:55:02 Pacific Daylight Time
Printed: Tuesday, March 31, 2020 08:56:15 Pacific Daylight Time

Name: 200330P1-9, Date: 30-Mar-2020, Time: 16:47:09, ID: ST200330P1-5 PFC CS2 20C2305, Description: PFC CS2 20C2305

13C2-8:2 FTS-RSD
F50:MRM of 1 channel,ES-
529 > 79.7
3.372e+004

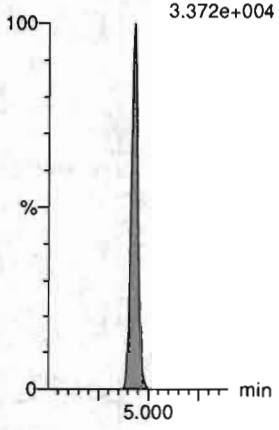

d3-N-MeFOSAA-RSD
F58:MRM of 1 channel,ES-
573.3 > 419
6.547e+004

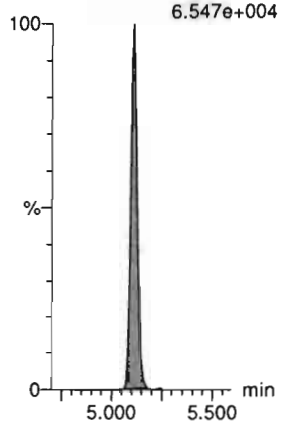

13C2-PFUdA-RSD
F55:MRM of 1 channel,ES-
565 > 519.8
4.462e+005

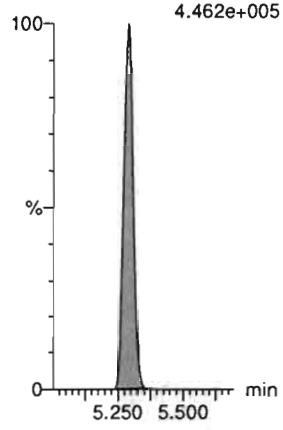

d5-N-EtFOSAA-RSD
F60:MRM of 1 channel,ES-
589.3 > 419
9.673e+004

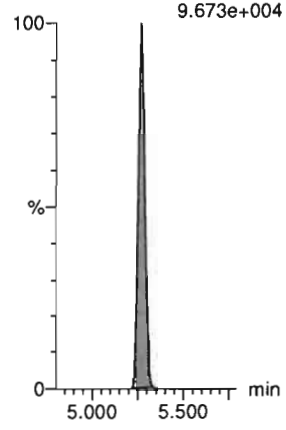

13C2-PFDoA-RSD
F63:MRM of 1 channel,ES-
614.7 > 569.7
5.107e+005

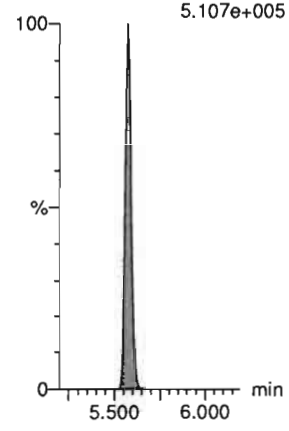

13C2-10:2 FTS-RSD
F69:MRM of 1 channel,ES-
632.9 > 80.0
3.437e+004



d3-N-MeFOSA-RSD
F46:MRM of 1 channel,ES-
515.2 > 168.9
4.405e+005

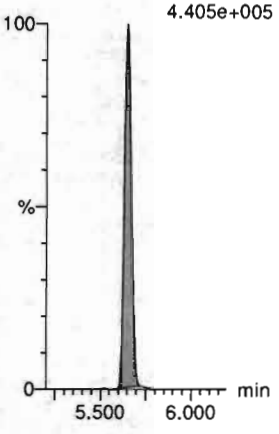

13C2-PFTeDA-RSD
F74:MRM of 2 channels,ES-
715.1 > 669.7
4.988e+005

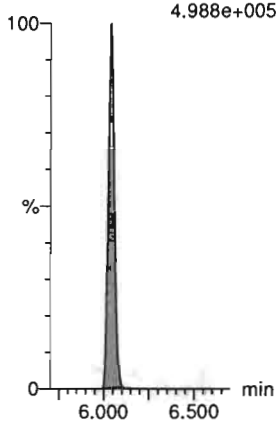

d5-N-ETFOSA-RSD
F52:MRM of 1 channel,ES-
531.1 > 168.9
7.095e+005

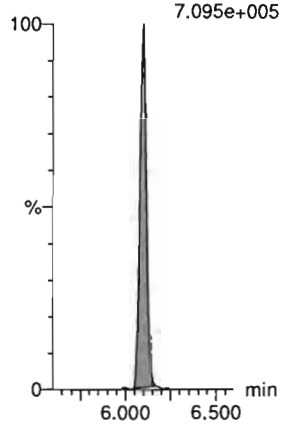

13C2-PFHxDA-RSD
F76:MRM of 1 channel,ES-
815 > 769.7
9.088e+005

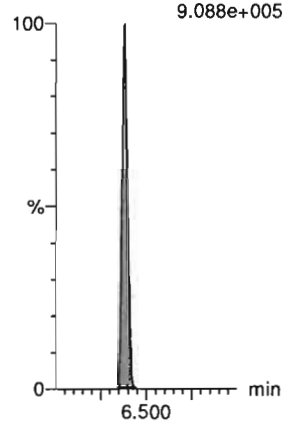

d9-N-EtFOSE-RSD
F70:MRM of 1 channel,ES-
639.2 > 58.8
8.753e+005

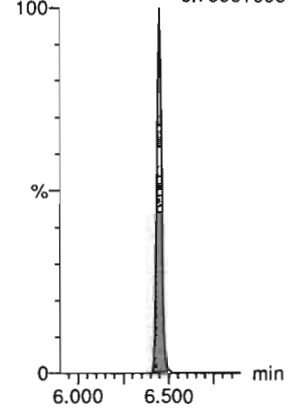

d7-N-MeFOSE-RSD
F65:MRM of 1 channel,ES-
623.1 > 58.9
7.468e+005

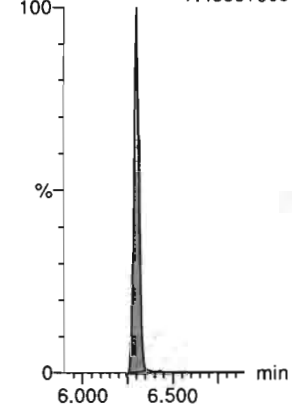

Dataset: D:\PFAS5.PRO\RESULTS\200330P1\200330P1-CRV.qld

Last Altered: Tuesday, March 31, 2020 09:25:36 Pacific Daylight Time
Printed: Tuesday, March 31, 2020 09:25:52 Pacific Daylight Time

Name: 200330P1-9, Date: 30-Mar-2020, Time: 16:47:09, ID: ST200330P1-5 PFC CS2 20C2305, Description: PFC CS2 20C2305

13C4-PFBA

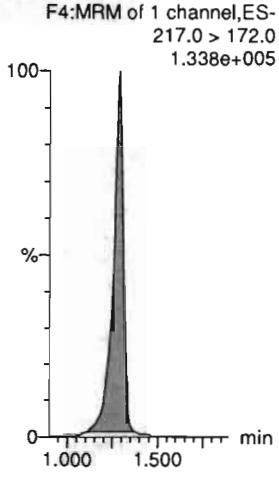

13C5-PFHxA



13C8-PFOA

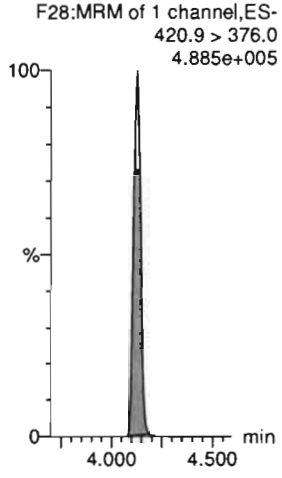

18O2-PFHxS



13C9-PFNA

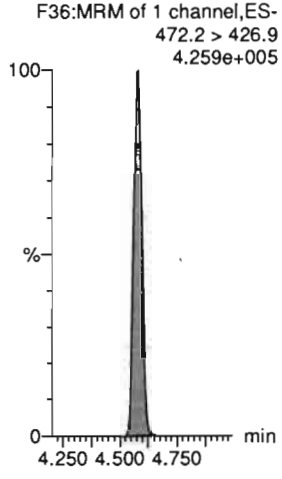

13C4-PFOS



13C6-PFDA

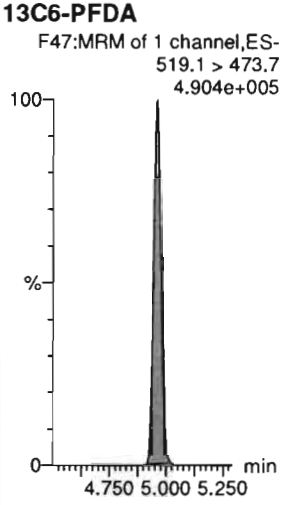

13C7-PFUdA

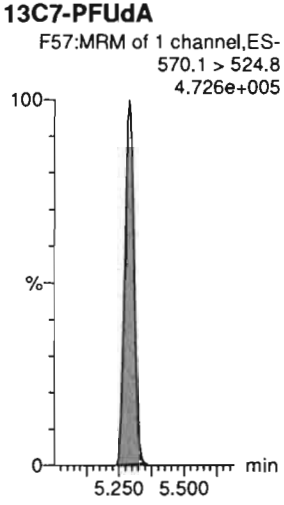

Dataset: D:\PFAS5.PRO\RESULTS\200330P1\200330P1-CRV.qld

Last Altered: Tuesday, March 31, 2020 09:25:36 Pacific Daylight Time
Printed: Tuesday, March 31, 2020 09:25:52 Pacific Daylight Time

Name: 200330P1-10, Date: 30-Mar-2020, Time: 16:57:43, ID: ST200330P1-6 PFC CS3 20C2306, Description: PFC CS3 20C2306

PFBA



PFPrS

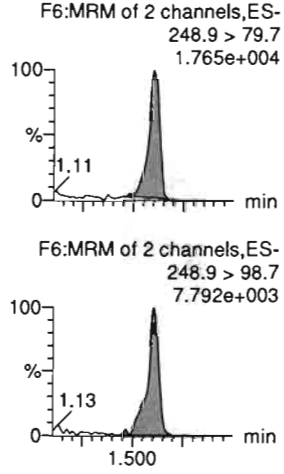

3:3 FTCA

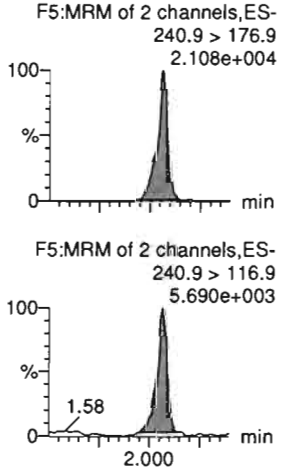

PFPeA

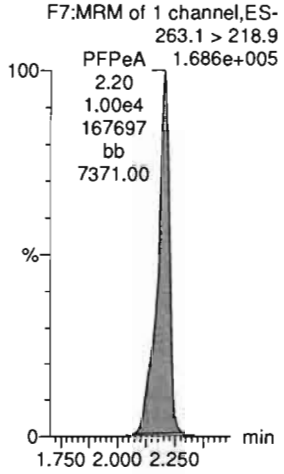

PFBS

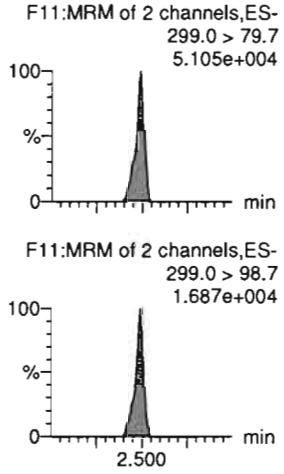

4:2 FTS

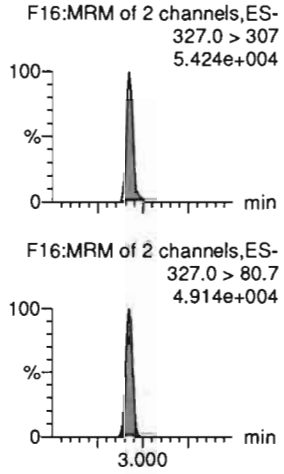

13C3-PFBA-EIS

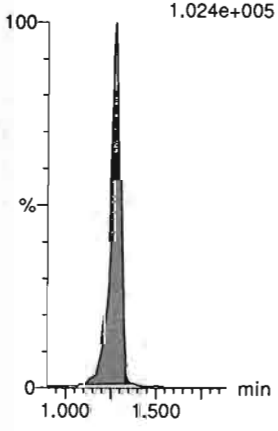

13C3-PFBS-EIS

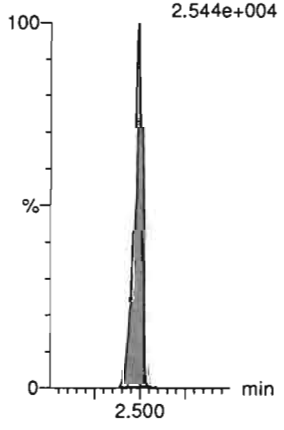

13C3-PFPeA-EIS

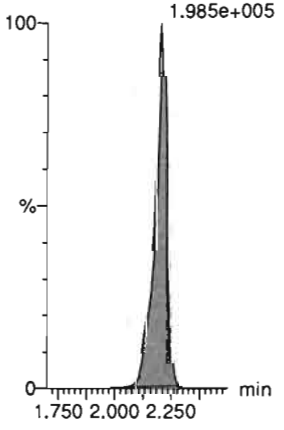

13C3-PFPeA-EIS

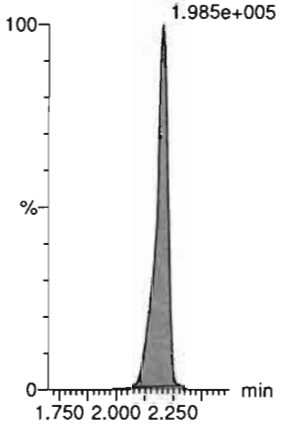

13C3-PFBS-EIS



13C2-4:2 FTS-EIS

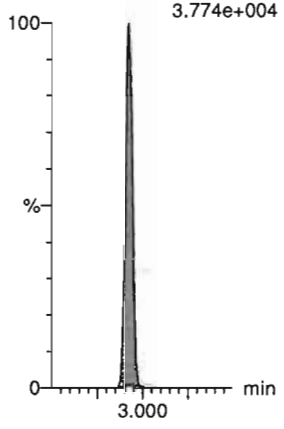

Dataset: D:\PFAS5.PRO\RESULTS\200330P1\200330P1-CRV.qld

Last Altered: Tuesday, March 31, 2020 08:55:02 Pacific Daylight Time
Printed: Tuesday, March 31, 2020 08:56:15 Pacific Daylight Time

Name: 200330P1-10, Date: 30-Mar-2020, Time: 16:57:43, ID: ST200330P1-6 PFC CS3 20C2306, Description: PFC CS3 20C2306

PFHxA

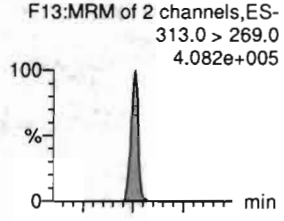

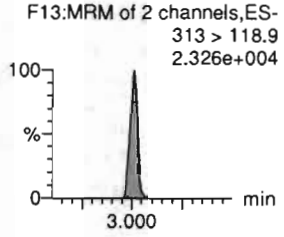

PFPeS

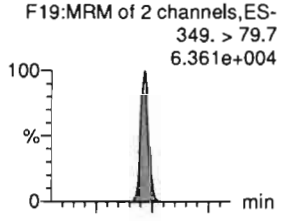

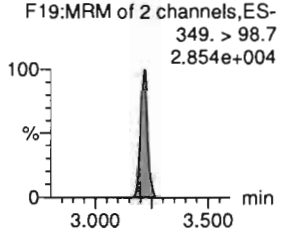

HFPO-DA

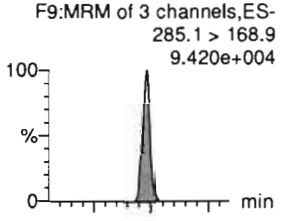

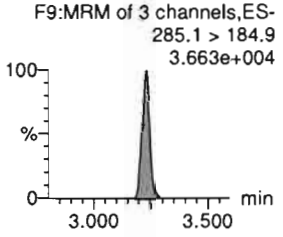

5:3 FTCA

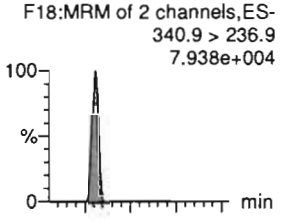

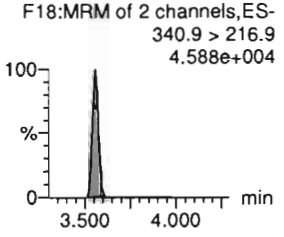

PFHpA

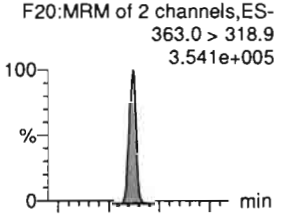

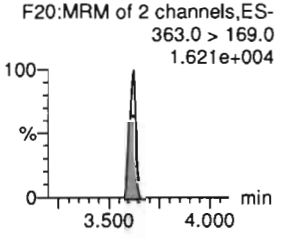

ADONA

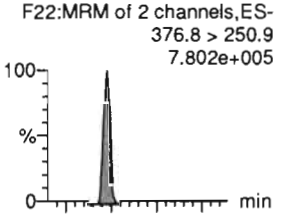

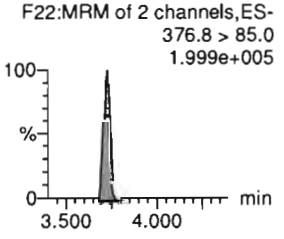

13C2-PFHxA-EIS

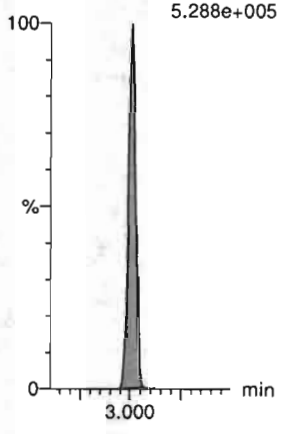

13C3-PFBS-EIS

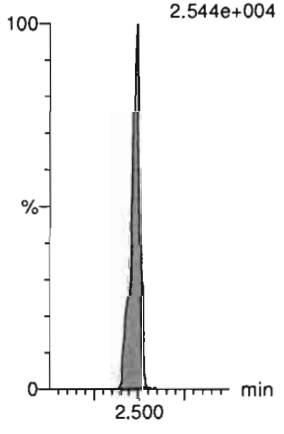

13C3-HFPO-DA-EIS

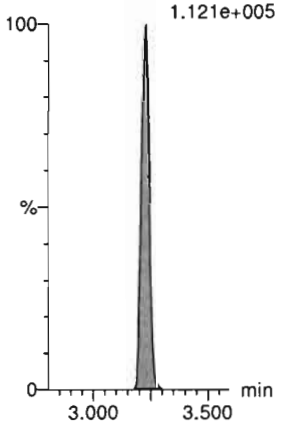

13C4-PFHpA-EIS

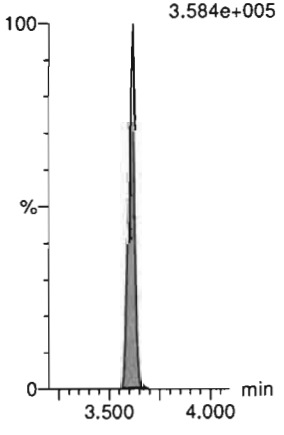

13C4-PFHpA-EIS

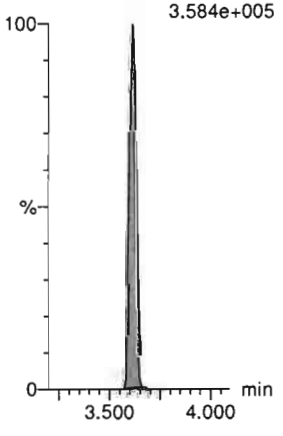

13C4-PFHpA-EIS



Dataset: D:\PFAS5.PRO\RESULTS\200330P1\200330P1-CRV.qld

Last Altered: Tuesday, March 31, 2020 08:55:02 Pacific Daylight Time
Printed: Tuesday, March 31, 2020 08:56:15 Pacific Daylight Time

Name: 200330P1-10, Date: 30-Mar-2020, Time: 16:57:43, ID: ST200330P1-6 PFC CS3 20C2306, Description: PFC CS3 20C2306

L-PFHxS

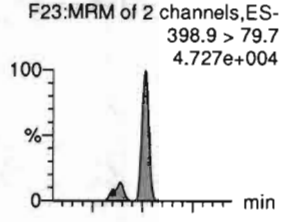

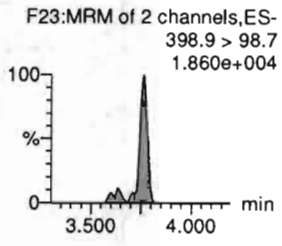

6:2 FTS

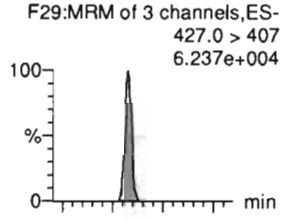

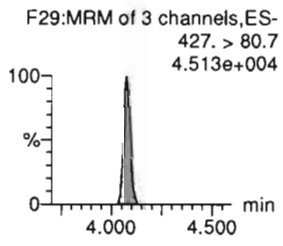

L-PFOA

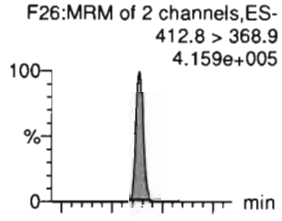

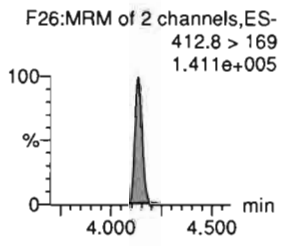

PFEChS

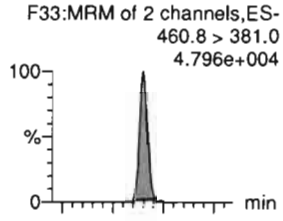

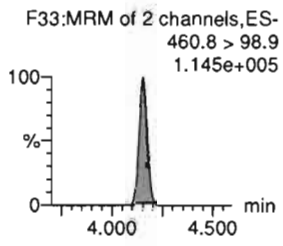

PFHpS

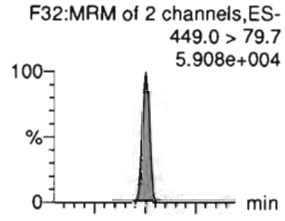

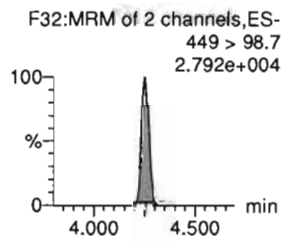

7:3 FTCA

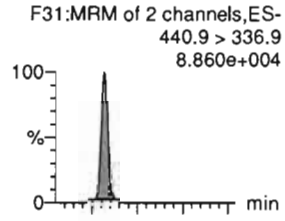

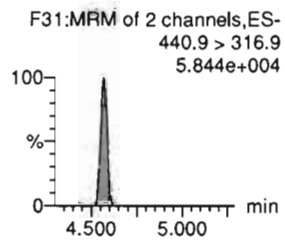

13C3-PFHxS-EIS

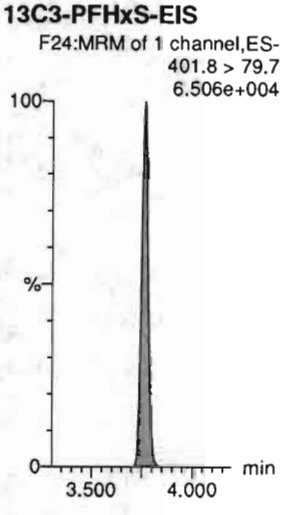

13C2-6:2 FTS-EIS



13C2-PFOA-EIS

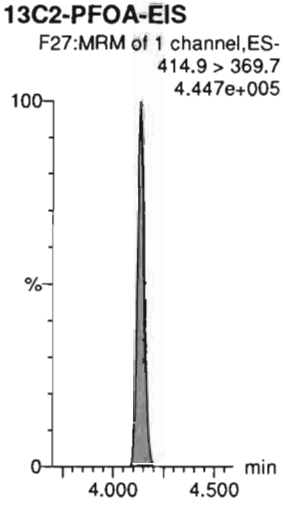

13C2-PFOA-EIS

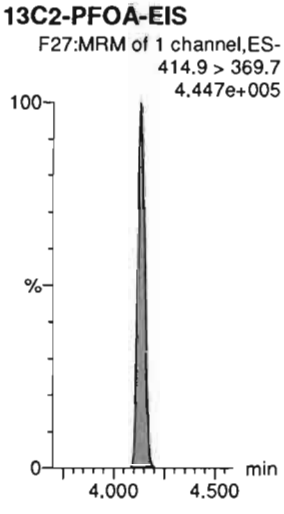

13C8-PFOS-EIS

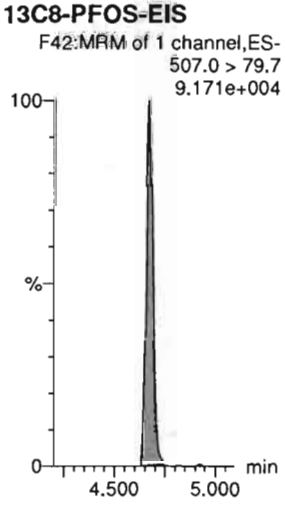

13C5-PFNA-EIS



Dataset: D:\PFAS5.PRO\RESULTS\200330P1\200330P1-CRV.qld

Last Altered: Tuesday, March 31, 2020 08:55:02 Pacific Daylight Time
Printed: Tuesday, March 31, 2020 08:56:15 Pacific Daylight Time

Name: 200330P1-10, Date: 30-Mar-2020, Time: 16:57:43, ID: ST200330P1-6 PFC CS3 20C2306, Description: PFC CS3 20C2306

PFNA

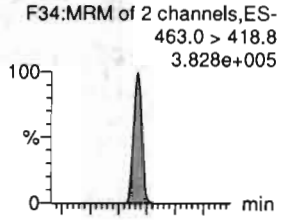

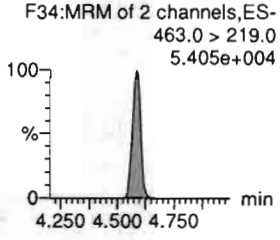

PFOSA

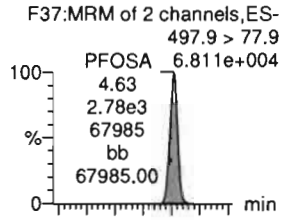

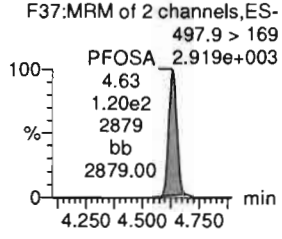

L-PFOS

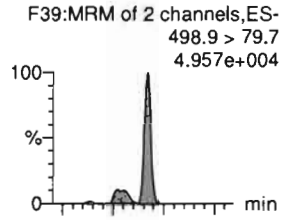

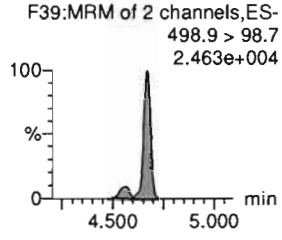

9Cl-PF30NS

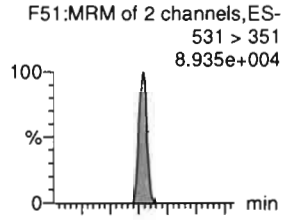

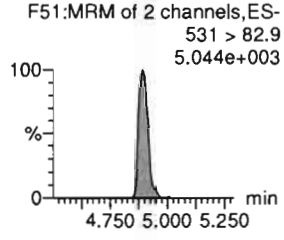

PFDA

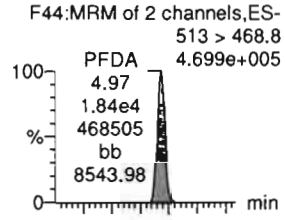

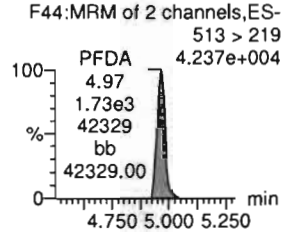

8:2 FTS

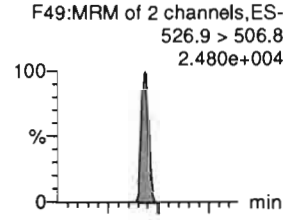

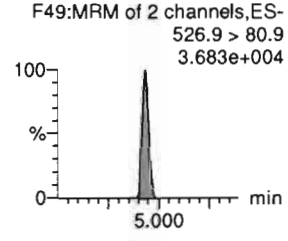

13C5-PFNA-EIS

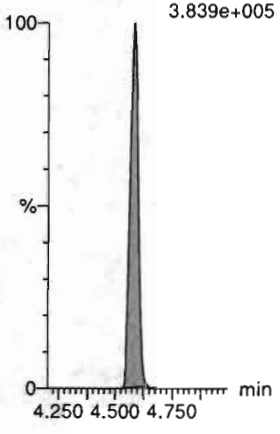

13C8-PFOSA-EIS

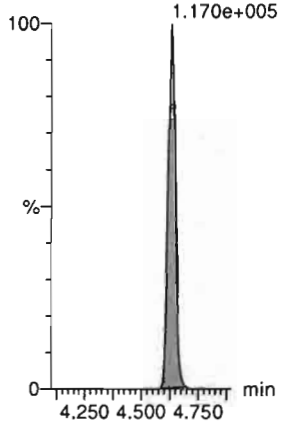

13C8-PFOS-EIS

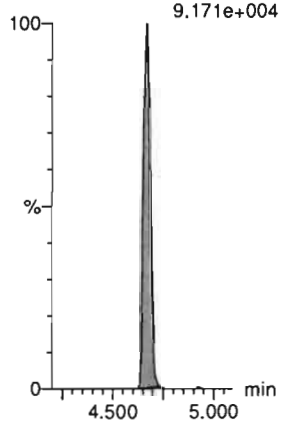

13C8-PFOS-EIS

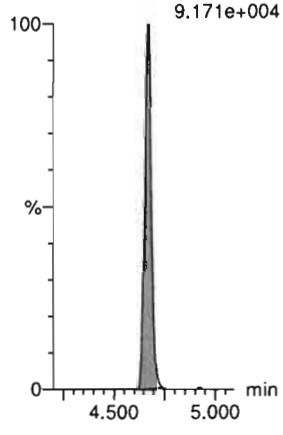

13C2-PFDA-EIS

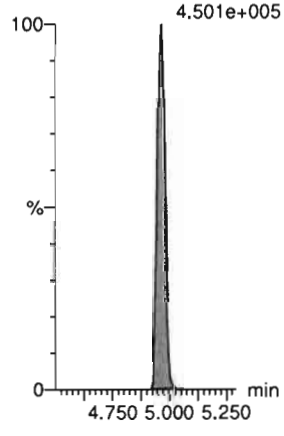

13C2-8:2 FTS-EIS

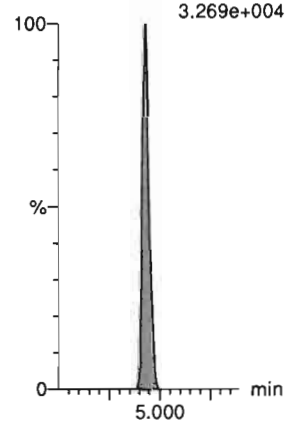

Dataset: D:\PFAS5.PRO\RESULTS\200330P1\200330P1-CRV.qld

Last Altered: Tuesday, March 31, 2020 08:55:02 Pacific Daylight Time
Printed: Tuesday, March 31, 2020 08:56:15 Pacific Daylight Time

Name: 200330P1-10, Date: 30-Mar-2020, Time: 16:57:43, ID: ST200330P1-6 PFC CS3 20C2306, Description: PFC CS3 20C2306

PFNS

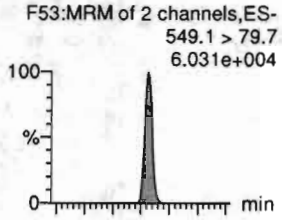

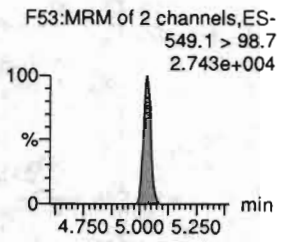

L-MeFOSAA

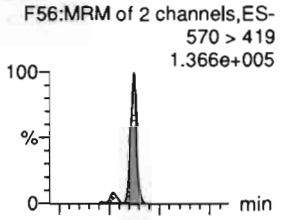

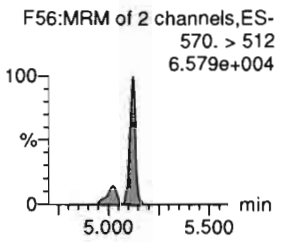

L-EtFOSAA

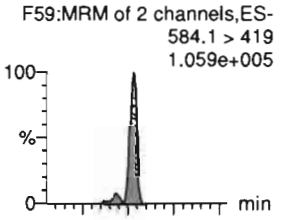

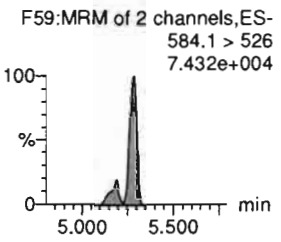

PFUdA

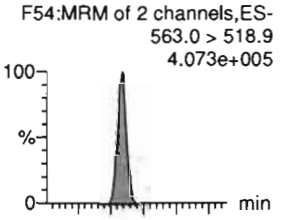

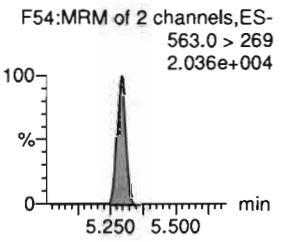

PFDS

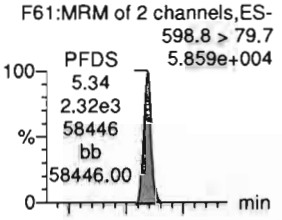

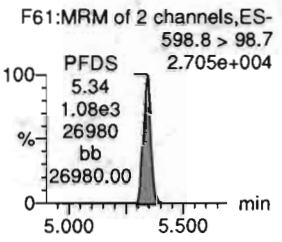

11Cl-PF30UdS

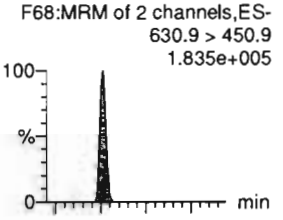

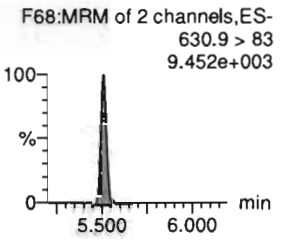

13C8-PFOS-EIS

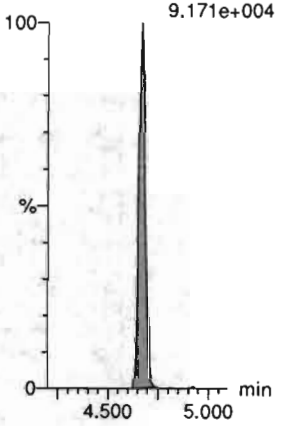

d3-N-MeFOSAA-EIS

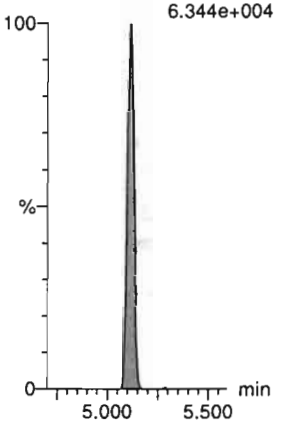

d5-N-EtFOSAA-EIS

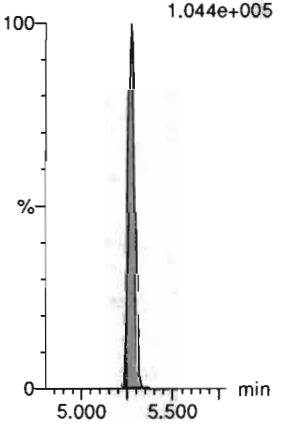

13C2-PFUdA-EIS

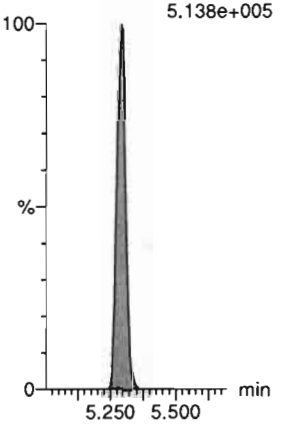

13C8-PFOS-EIS

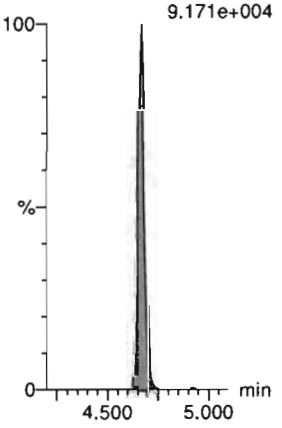

13C2-PFDoA-EIS

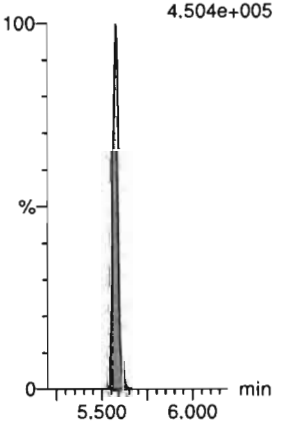

Dataset: D:\PFAS5.PRO\RESULTS\200330P1\200330P1-CRV.qld

Last Altered: Tuesday, March 31, 2020 08:55:02 Pacific Daylight Time
Printed: Tuesday, March 31, 2020 08:56:15 Pacific Daylight Time

Name: 200330P1-10, Date: 30-Mar-2020, Time: 16:57:43, ID: ST200330P1-6 PFC CS3 20C2306, Description: PFC CS3 20C2306

10:2 FTS

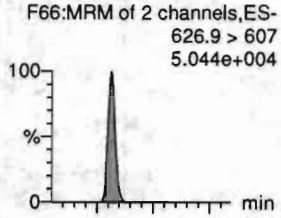

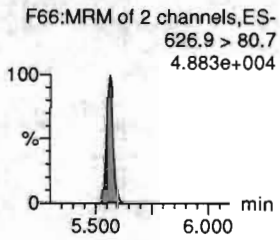

PFDoA

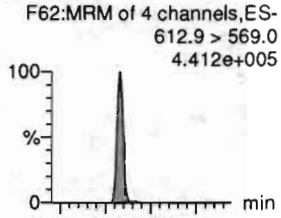

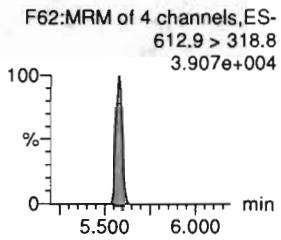

N-MeFOSA

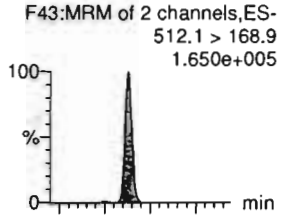

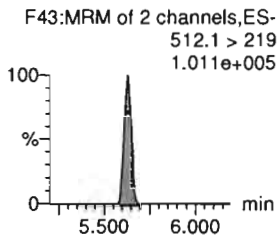

PFTrDA

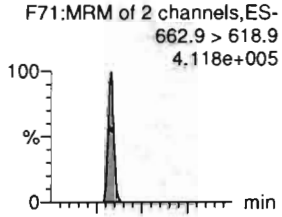

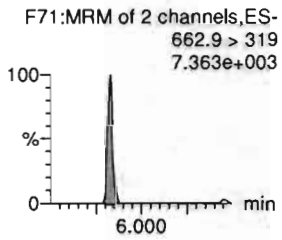

PFDoS

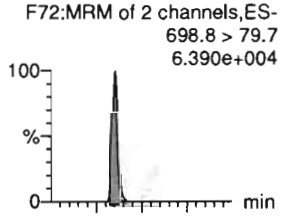

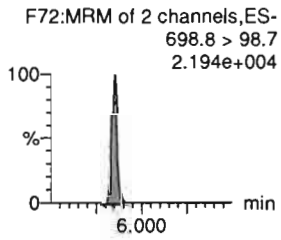

PFTeDA

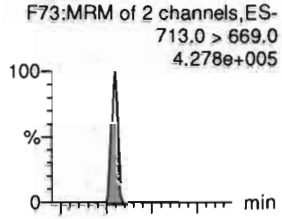

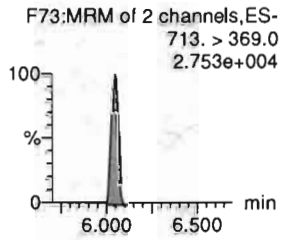

13C2-10:2 FTS-EIS



13C2-PFDoA-EIS

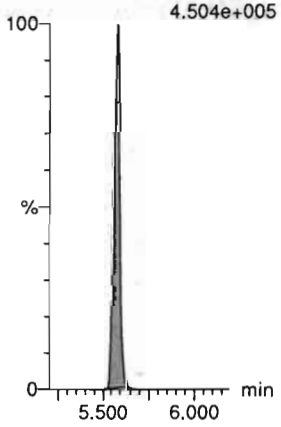

d3-N-MeFOSA-EIS



13C2-PFDoA-EIS

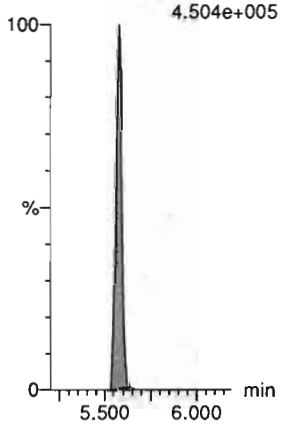

13C2-PFTeDA-EIS



13C2-PFTeDA-EIS



Dataset: D:\PFAS5.PRO\RESULTS\200330P1\200330P1-CRV.qld

Last Altered: Tuesday, March 31, 2020 08:55:02 Pacific Daylight Time
Printed: Tuesday, March 31, 2020 08:56:15 Pacific Daylight Time

Name: 200330P1-10, Date: 30-Mar-2020, Time: 16:57:43, ID: ST200330P1-6 PFC CS3 20C2306, Description: PFC CS3 20C2306

N-EtFOSA

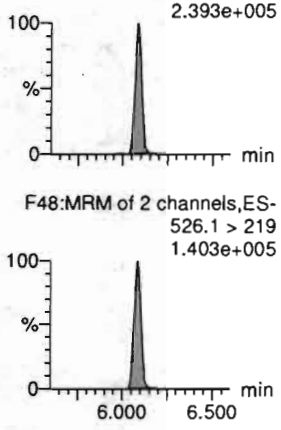

PFHxDA

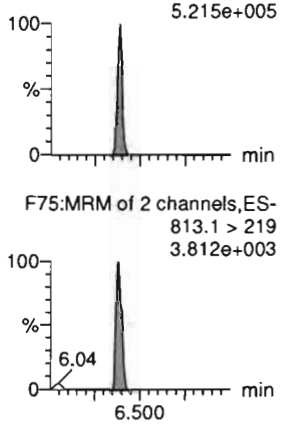

PFODA

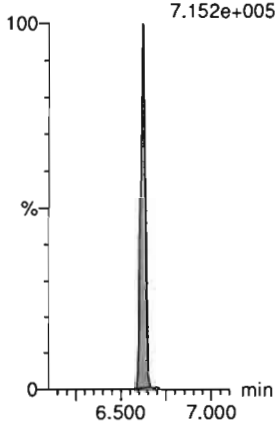

N-MeFOSE

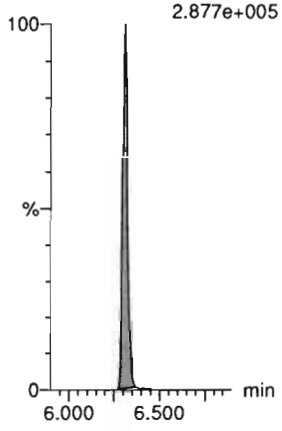

N-EtFOSE

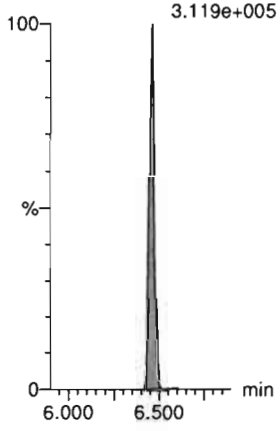

13C3-PFBA-RSD

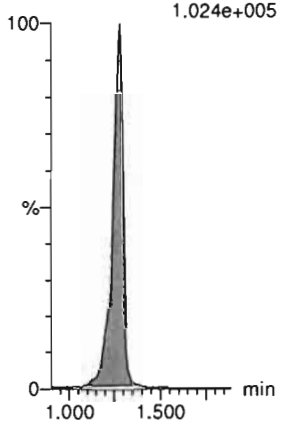

d5-N-ETFOSA-EIS

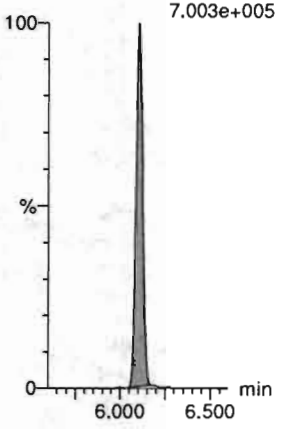

13C2-PFHxDA-EIS

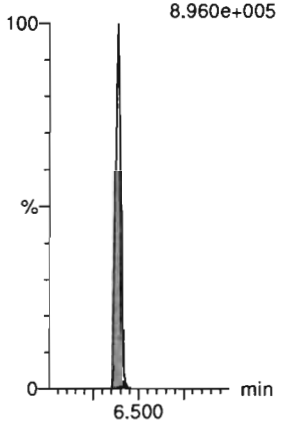

13C2-PFHxDA-EIS

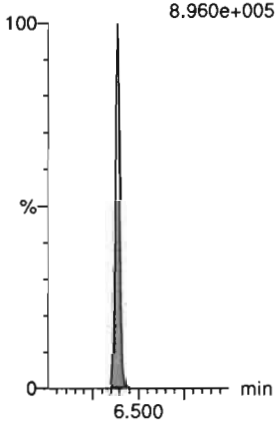

d7-N-MeFOSE-EIS

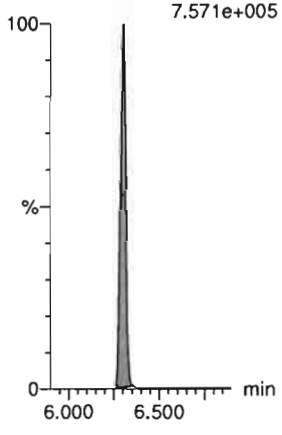

d9-N-EtFOSE-EIS

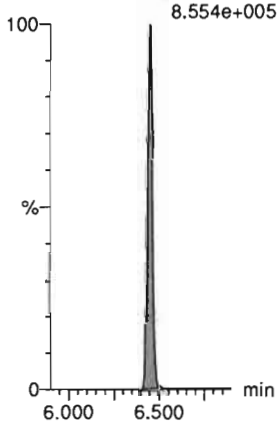

13C3-PFPeA-RSD

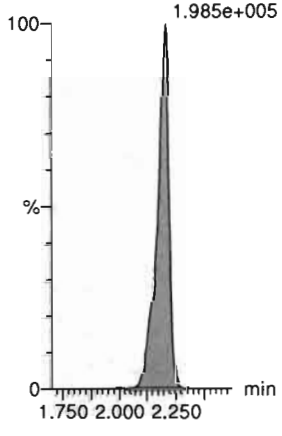

Dataset: D:\PFAS5.PRO\RESULTS\200330P1\200330P1-CRV.qld

Last Altered: Tuesday, March 31, 2020 08:55:02 Pacific Daylight Time
Printed: Tuesday, March 31, 2020 08:56:15 Pacific Daylight Time

Name: 200330P1-10, Date: 30-Mar-2020, Time: 16:57:43, ID: ST200330P1-6 PFC CS3 20C2306, Description: PFC CS3 20C2306

13C3-PFBS-RSD
F12:MRM of 1 channel,ES-
302.0 > 98.8
2.544e+004

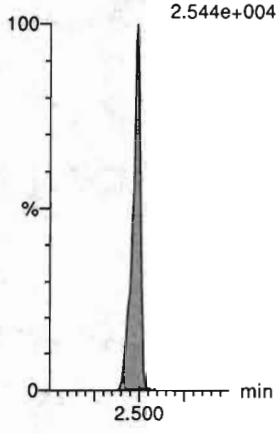

13C3-HFPO-DA-RSD
F10:MRM of 2 channels,ES-
287.0 > 168.9
1.121e+005

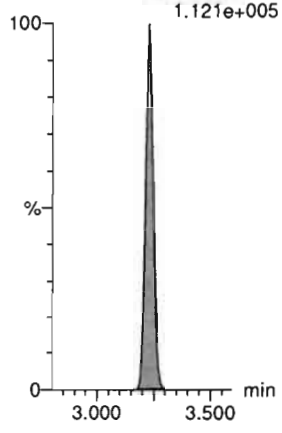

13C2-4:2 FTS-RSD
F17:MRM of 2 channels,ES-
329.0 > 79.7
3.774e+004

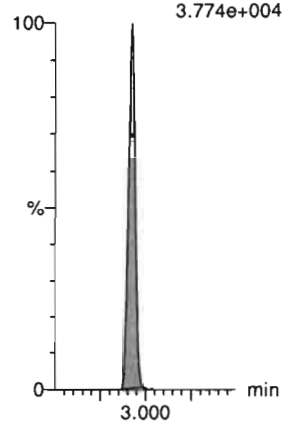

13C2-PFHxA-RSD
F14:MRM of 1 channel,ES-
315.0 > 270.0
5.288e+005



13C4-PFHpA-RSD
F21:MRM of 1 channel,ES-
367.2 > 321.8
3.584e+005

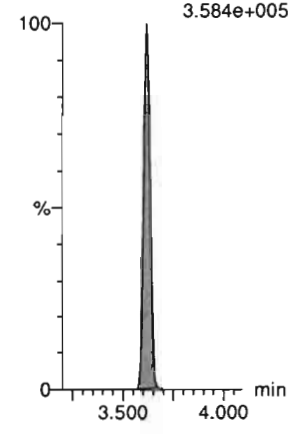

13C3-PFHxS-RSD
F24:MRM of 1 channel,ES-
401.8 > 79.7
6.506e+004



13C2-6:2 FTS-RSD
F30:MRM of 1 channel,ES-
429.0 > 79.7
3.912e+004

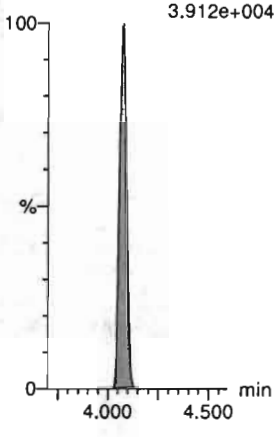

13C5-PFNA-RSD
F35:MRM of 1 channel,ES-
468.2 > 422.9
3.839e+005

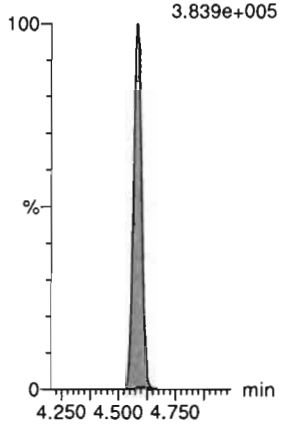

13C8-PFOSA-RSD
F41:MRM of 1 channel,ES-
506 > 78
1.170e+005

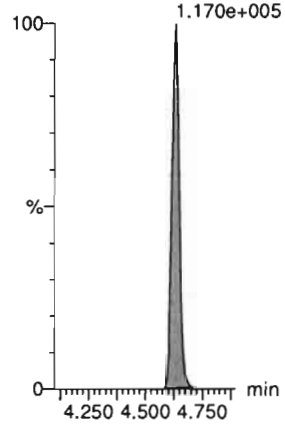

13C2-PFOA-RSD
F27:MRM of 1 channel,ES-
414.9 > 369.7
4.447e+005

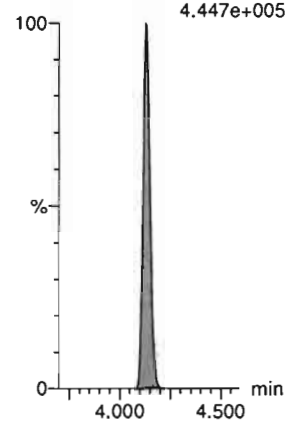

13C8-PFOS-RSD
F42:MRM of 1 channel,ES-
507.0 > 79.7
9.171e+004

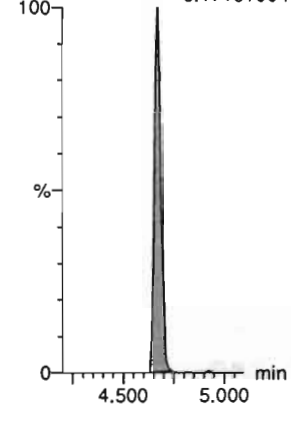

13C2-PFDA-RSD
F45:MRM of 1 channel,ES-
515.1 > 469.9
4.501e+005

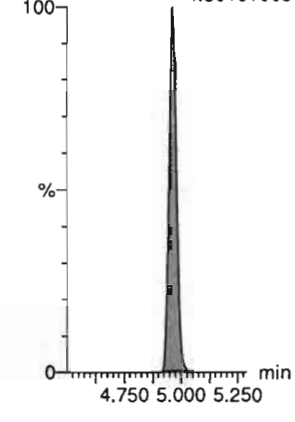

Dataset: D:\PFAS5.PRO\RESULTS\200330P1\200330P1-CRV.qld

Last Altered: Tuesday, March 31, 2020 08:55:02 Pacific Daylight Time
Printed: Tuesday, March 31, 2020 08:56:15 Pacific Daylight Time

Name: 200330P1-10, Date: 30-Mar-2020, Time: 16:57:43, ID: ST200330P1-6 PFC CS3 20C2306, Description: PFC CS3 20C2306

13C2-8:2 FTS-RSD
F50:MRM of 1 channel,ES-
529 > 79.7
3.269e+004

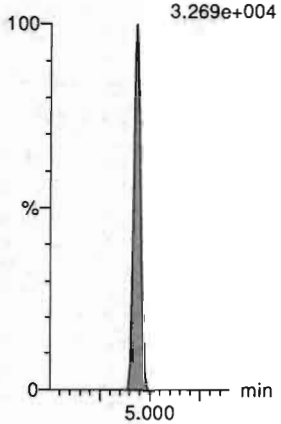

d3-N-MeFOSAA-RSD
F58:MRM of 1 channel,ES-
573.3 > 419
6.344e+004

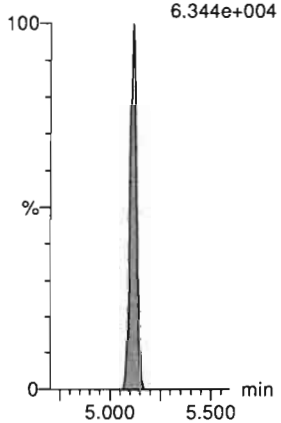

13C2-PFUdA-RSD
F55:MRM of 1 channel,ES-
565 > 519.8
5.138e+005

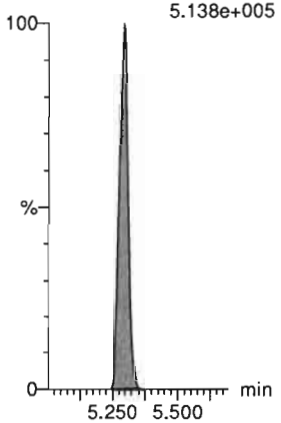

d5-N-EtFOSAA-RSD
F60:MRM of 1 channel,ES-
589.3 > 419
1.044e+005

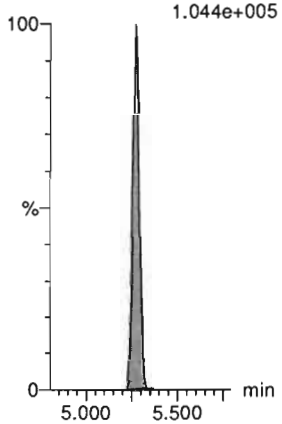

13C2-PFDoA-RSD
F63:MRM of 1 channel,ES-
614.7 > 569.7
4.504e+005

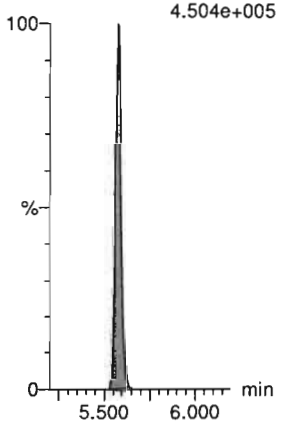

13C2-10:2 FTS-RSD
F69:MRM of 1 channel,ES-
632.9 > 80.0
2.755e+004



d3-N-MeFOSA-RSD
F46:MRM of 1 channel,ES-
515.2 > 168.9
4.495e+005

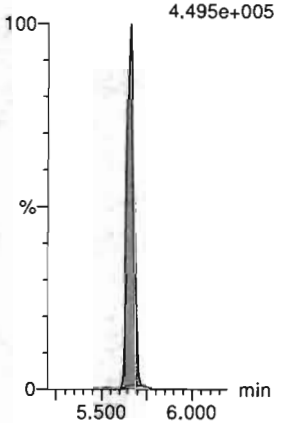

13C2-PFTeDA-RSD
F74:MRM of 2 channels,ES-
715.1 > 669.7
4.701e+005

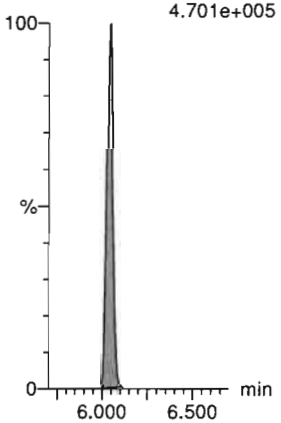

d5-N-ETFOSA-RSD
F52:MRM of 1 channel,ES-
531.1 > 168.9
7.003e+005

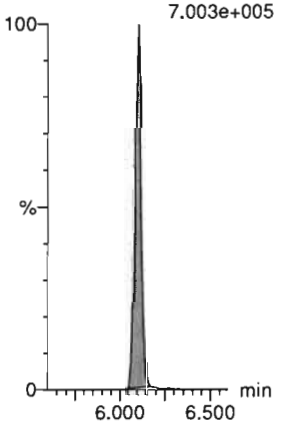

13C2-PFHxDA-RSD
F76:MRM of 1 channel,ES-
815 > 769.7
8.960e+005

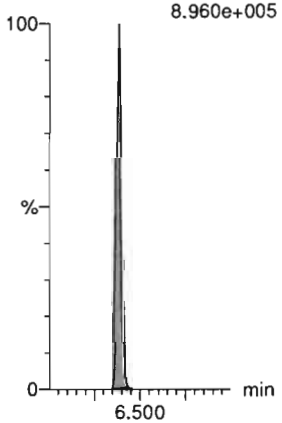

d9-N-EtFOSE-RSD
F70:MRM of 1 channel,ES-
639.2 > 58.8
8.554e+005



d7-N-MeFOSE-RSD
F65:MRM of 1 channel,ES-
623.1 > 58.9
7.571e+005

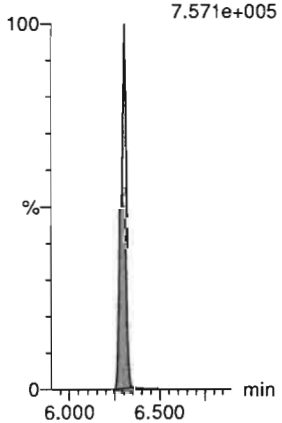

Dataset: D:\PFAS5.PRO\RESULTS\200330P1\200330P1-CRV.qld

Last Altered: Tuesday, March 31, 2020 08:55:02 Pacific Daylight Time
Printed: Tuesday, March 31, 2020 08:56:15 Pacific Daylight Time

Name: 200330P1-10, Date: 30-Mar-2020, Time: 16:57:43, ID: ST200330P1-6 PFC CS3 20C2306, Description: PFC CS3 20C2306

13C4-PFBA

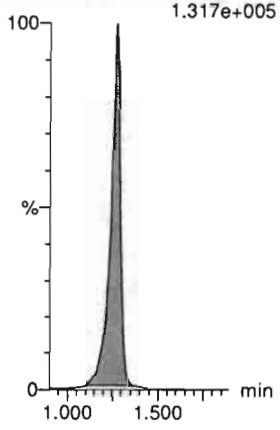

13C5-PFHxA



13C8-PFOA

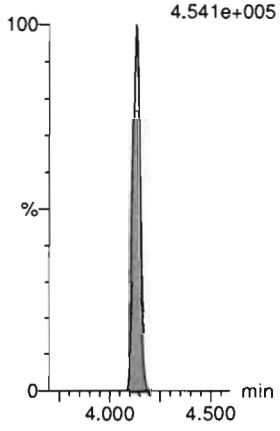

18O2-PFHxS

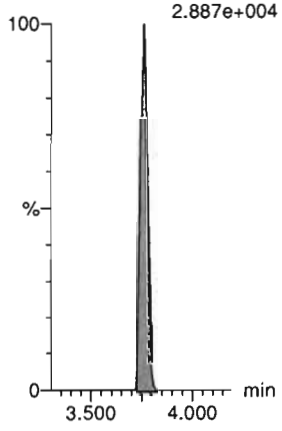

13C9-PFNA

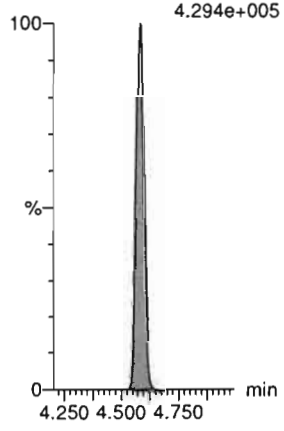

13C4-PFOS



13C6-PFDA

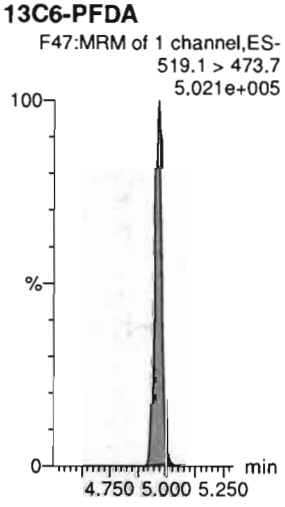

13C7-PFUdA

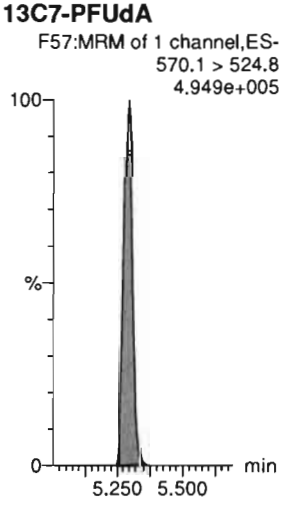

Dataset: D:\PFAS5.PRO\RESULTS\200330P1\200330P1-CRV.qld

Last Altered: Tuesday, March 31, 2020 08:55:02 Pacific Daylight Time
Printed: Tuesday, March 31, 2020 08:56:15 Pacific Daylight Time

Name: 200330P1-11, Date: 30-Mar-2020, Time: 17:08:14, ID: ST200330P1-7 PFC CS4 20C2307, Description: PFC CS4 20C2307

PFBA



PFPrS

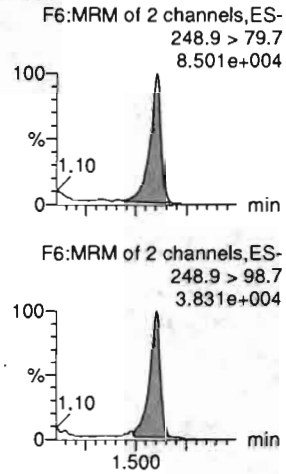

3:3 FTCA

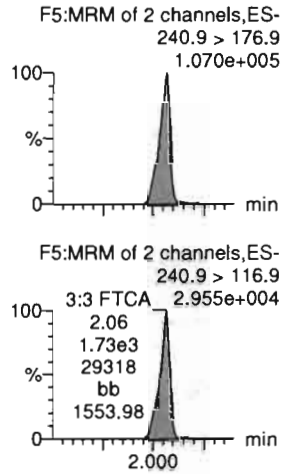

PFPeA

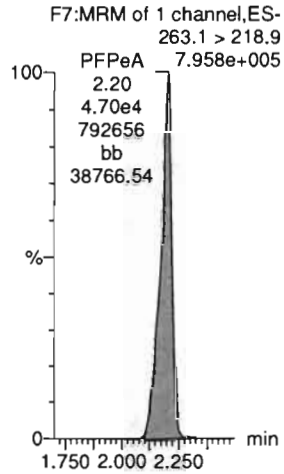

PFBS

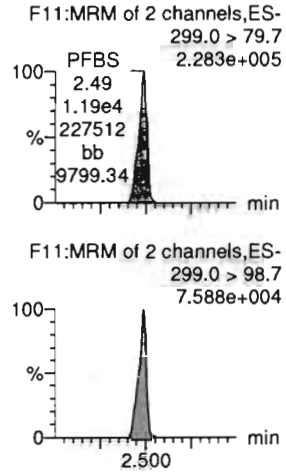

4:2 FTS

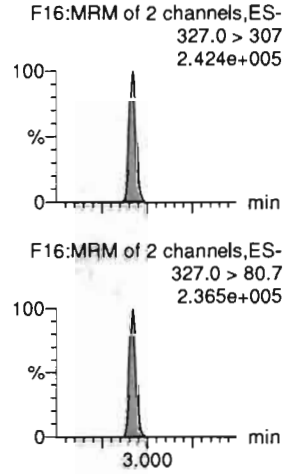

13C3-PFBA-EIS

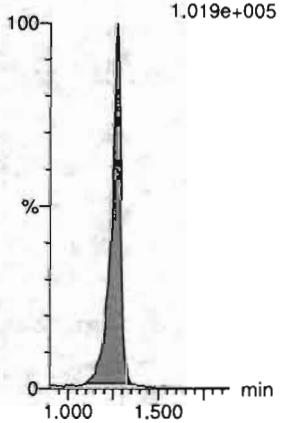

13C3-PFBS-EIS



13C3-PFPeA-EIS

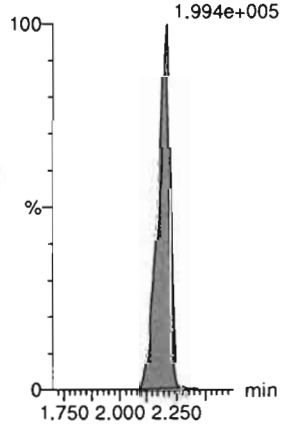

13C3-PFPeA-EIS

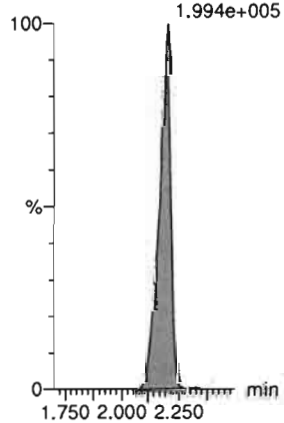

13C3-PFBS-EIS



13C2-4:2 FTS-EIS



Dataset: D:\PFAS5.PRO\RESULTS\200330P1\200330P1-CRV.qld

Last Altered: Tuesday, March 31, 2020 08:55:02 Pacific Daylight Time
Printed: Tuesday, March 31, 2020 08:56:15 Pacific Daylight Time

Name: 200330P1-11, Date: 30-Mar-2020, Time: 17:08:14, ID: ST200330P1-7 PFC CS4 20C2307, Description: PFC CS4 20C2307

PFHxA

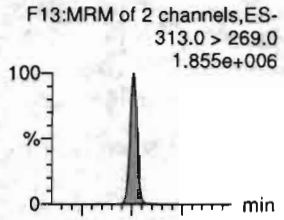

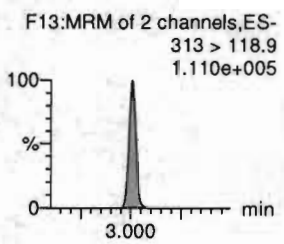

PFPeS

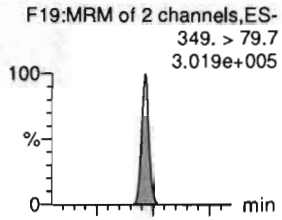

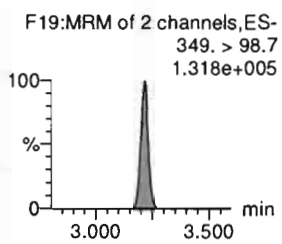

HFPO-DA

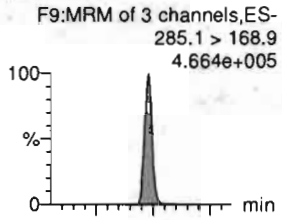

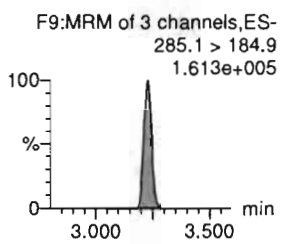

5:3 FTCA

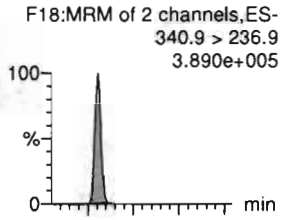

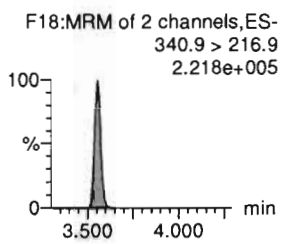

PFHpA

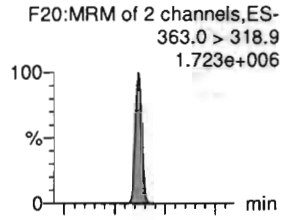

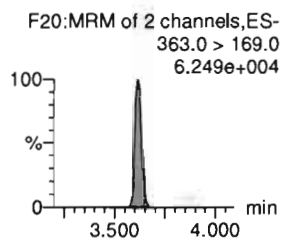

ADONA

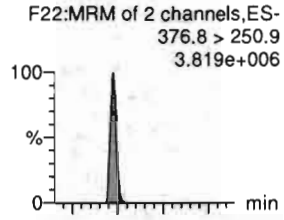

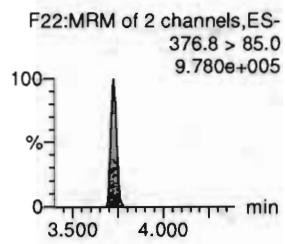

13C2-PFHxA-EIS

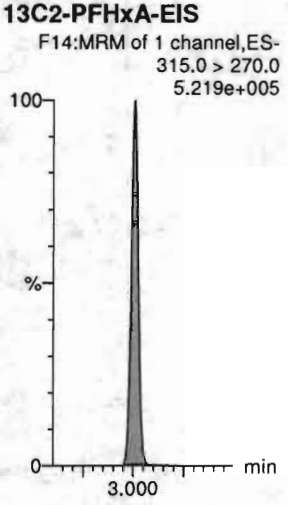

13C3-PFBS-EIS



13C3-HFPO-DA-EIS

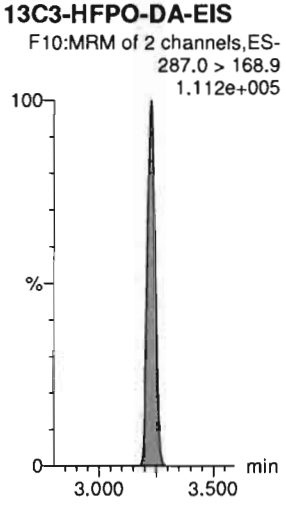

13C4-PFHpA-EIS

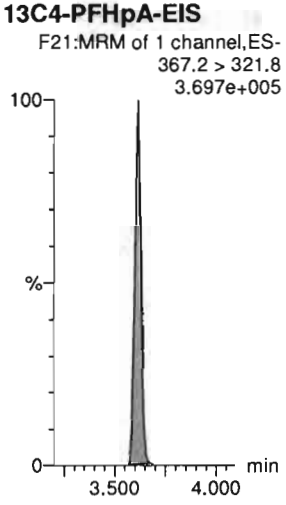

13C4-PFHpA-EIS

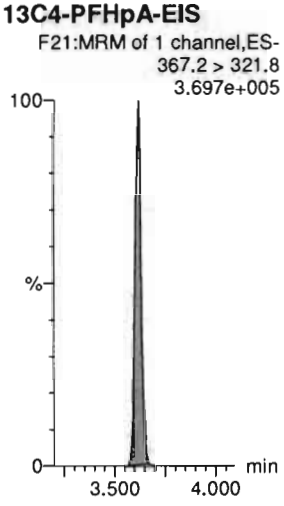

13C4-PFHpA-EIS



Dataset: D:\PFAS5.PRO\RESULTS\200330P1\200330P1-CRV.qld

Last Altered: Tuesday, March 31, 2020 08:55:02 Pacific Daylight Time
Printed: Tuesday, March 31, 2020 08:56:15 Pacific Daylight Time

Name: 200330P1-11, Date: 30-Mar-2020, Time: 17:08:14, ID: ST200330P1-7 PFC CS4 20C2307, Description: PFC CS4 20C2307

L-PFHxS

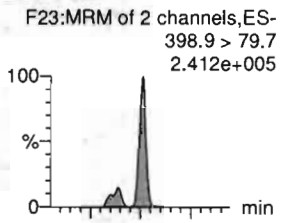

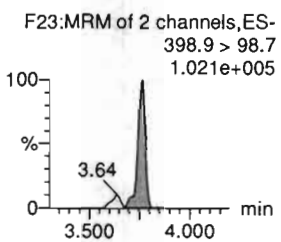

6:2 FTS

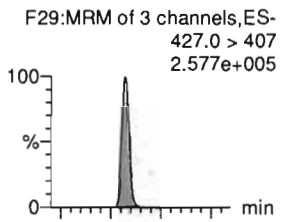

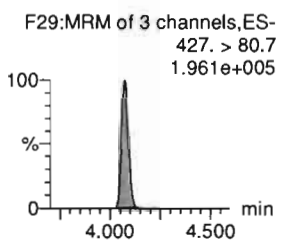

L-PFOA

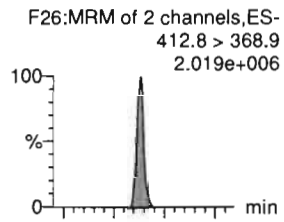

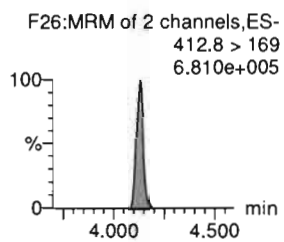

PFEChS

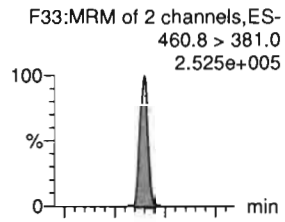

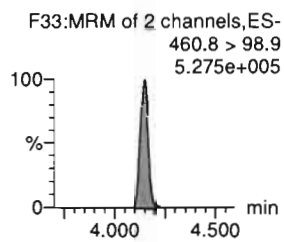

PFHpS

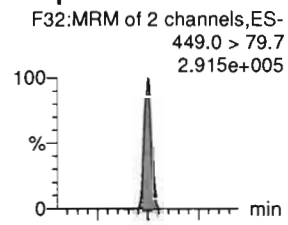

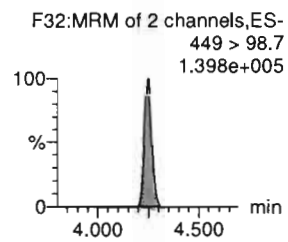

7:3 FTCA

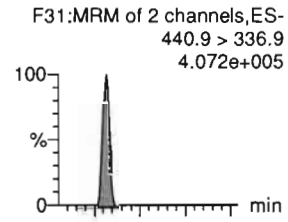

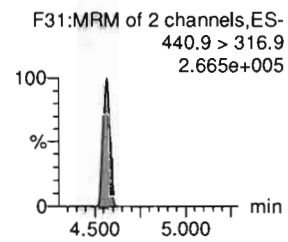

13C3-PFHxS-EIS

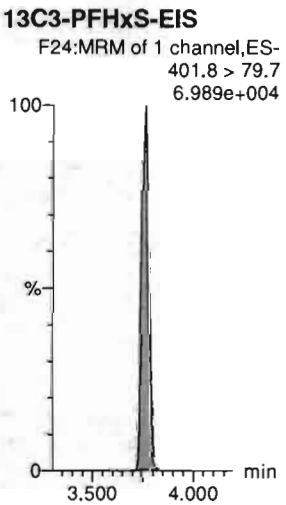

13C2-6:2 FTS-EIS

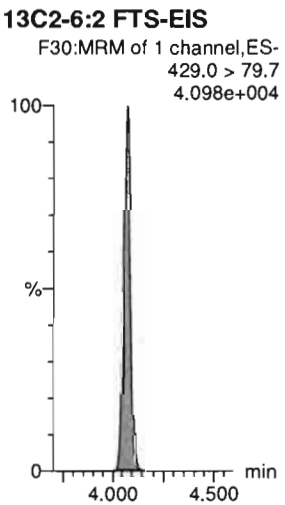

13C2-PFOA-EIS

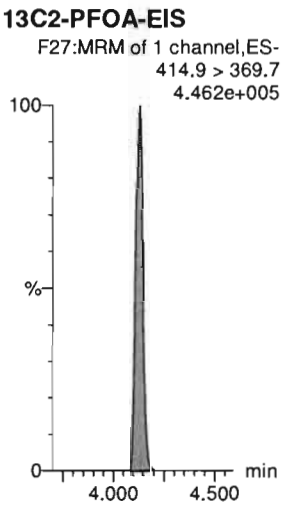

13C2-PFOA-EIS

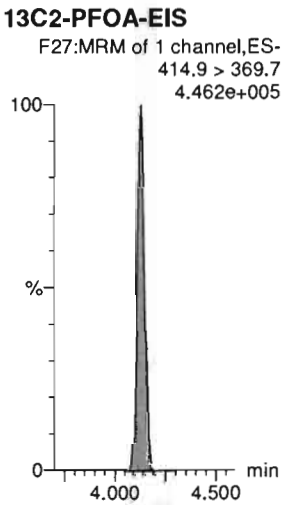

13C8-PFOS-EIS

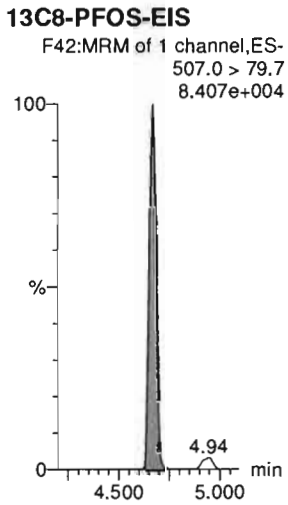

13C5-PFNA-EIS

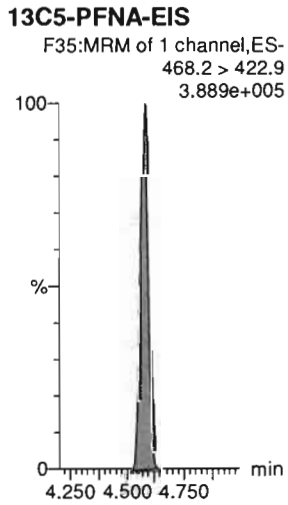

Dataset: D:\PFAS5.PRO\RESULTS\200330P1\200330P1-CRV.qld

Last Altered: Tuesday, March 31, 2020 08:55:02 Pacific Daylight Time
Printed: Tuesday, March 31, 2020 08:56:15 Pacific Daylight Time

Name: 200330P1-11, Date: 30-Mar-2020, Time: 17:08:14, ID: ST200330P1-7 PFC CS4 20C2307, Description: PFC CS4 20C2307

PFNA

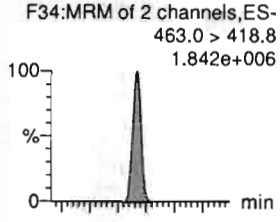

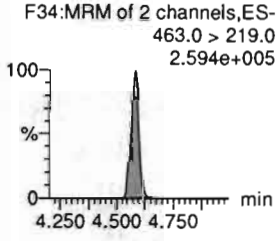

PFOSA

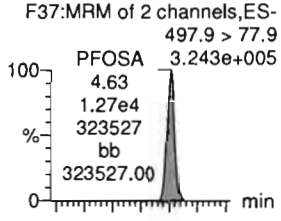

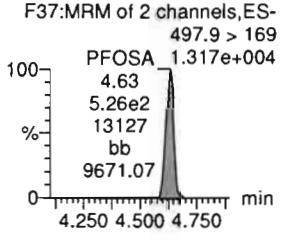

L-PFOS

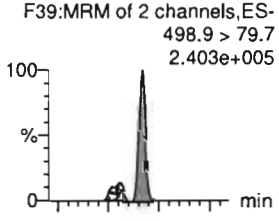

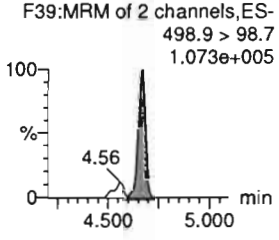

9Cl-PF30NS

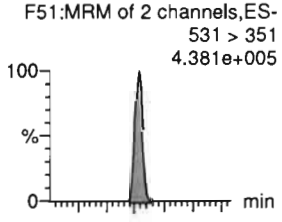

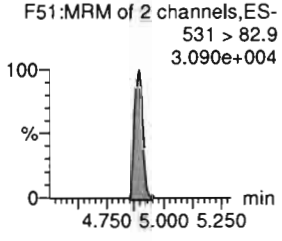

PFDA

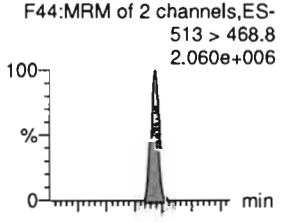

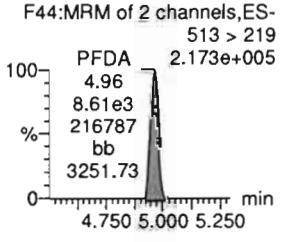

8:2 FTS

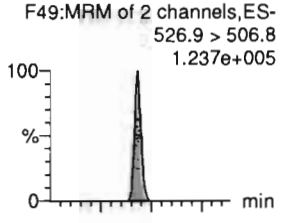

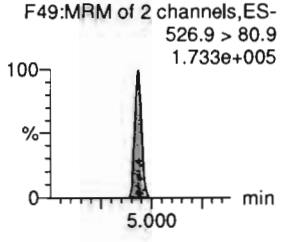

13C5-PFNA-EIS



13C8-PFOSA-EIS

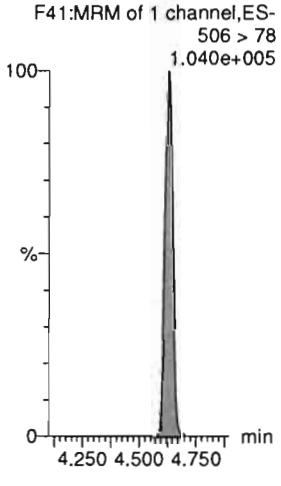

13C8-PFOS-EIS

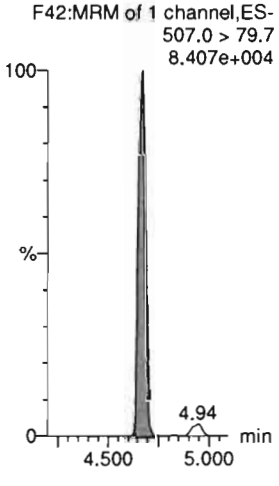

13C8-PFOS-EIS

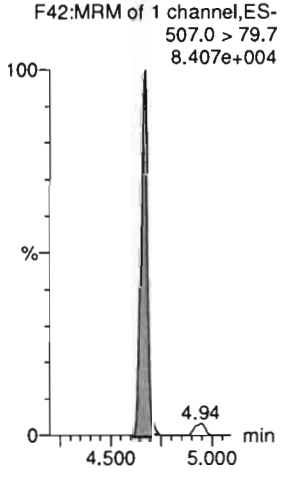

13C2-PFDA-EIS



13C2-8:2 FTS-EIS



Dataset: D:\PFAS5.PRO\RESULTS\200330P1\200330P1-CRV.qld

Last Altered: Tuesday, March 31, 2020 08:55:02 Pacific Daylight Time
Printed: Tuesday, March 31, 2020 08:56:15 Pacific Daylight Time

Name: 200330P1-11, Date: 30-Mar-2020, Time: 17:08:14, ID: ST200330P1-7 PFC CS4 20C2307, Description: PFC CS4 20C2307

PFNS

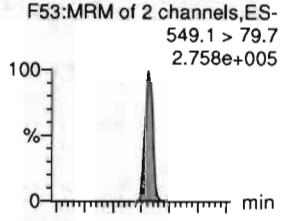

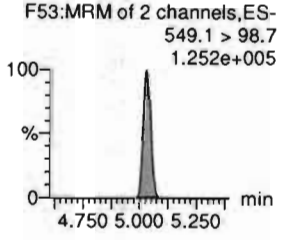

L-MeFOSAA

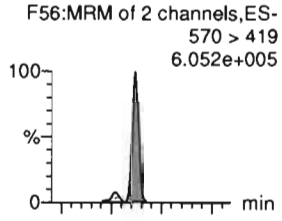

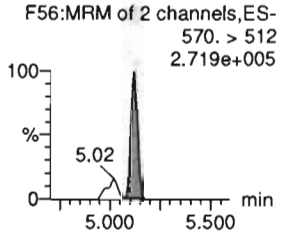

L-EtFOSAA

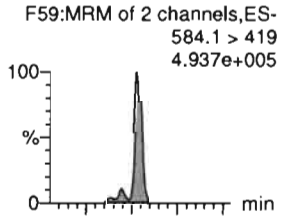

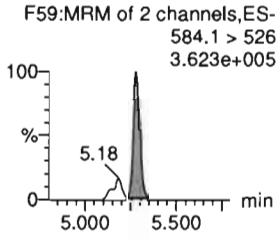

PFUdA

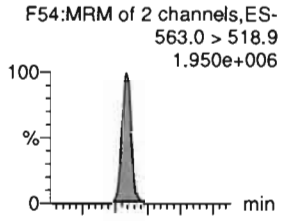

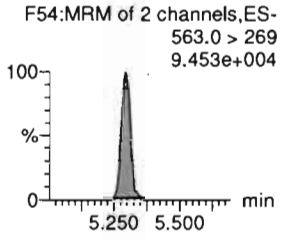

PFDS

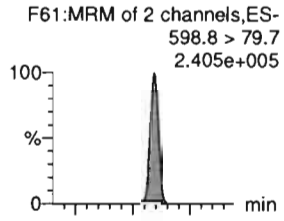

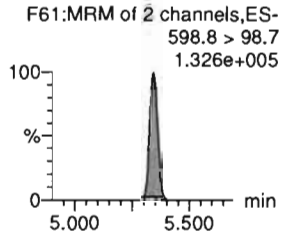

11Cl-PF30UdS

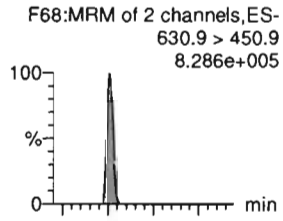

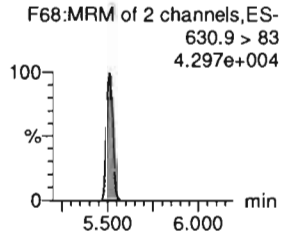

13C8-PFOS-EIS

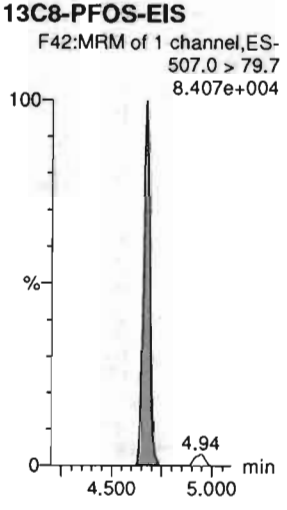

d3-N-MeFOSAA-EIS

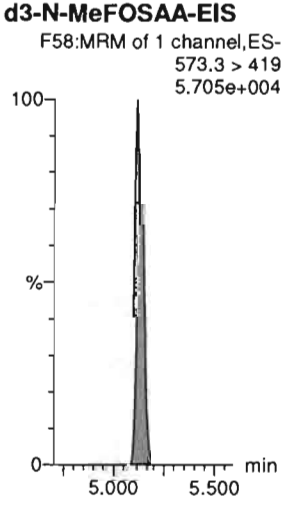

d5-N-EtFOSAA-EIS

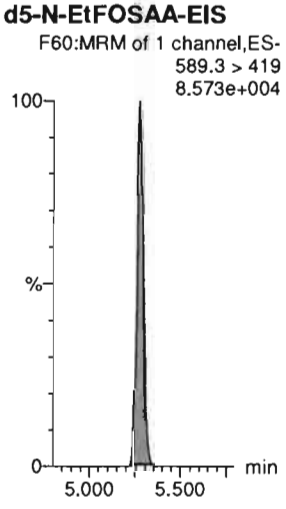

13C2-PFUdA-EIS

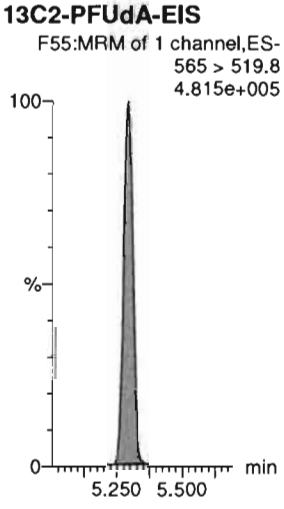

13C8-PFOS-EIS

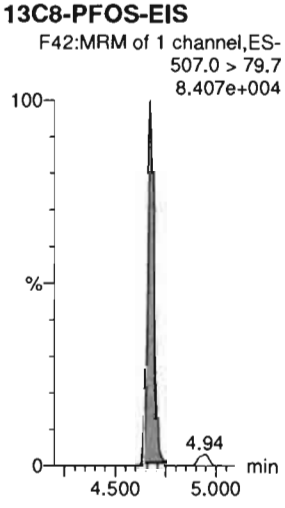

13C2-PFDoA-EIS

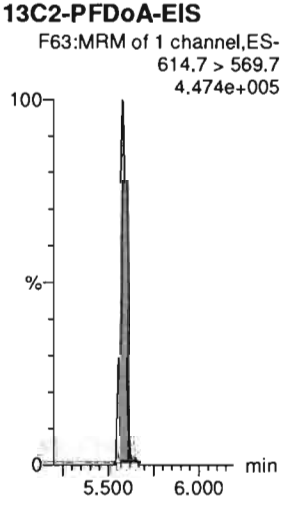

Dataset: D:\PFAS5.PRO\RESULTS\200330P1\200330P1-CRV.qld

Last Altered: Tuesday, March 31, 2020 08:55:02 Pacific Daylight Time
Printed: Tuesday, March 31, 2020 08:56:15 Pacific Daylight Time

Name: 200330P1-11, Date: 30-Mar-2020, Time: 17:08:14, ID: ST200330P1-7 PFC CS4 20C2307, Description: PFC CS4 20C2307

10:2 FTS

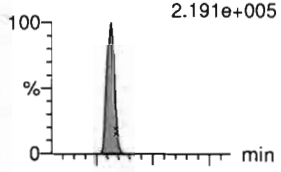

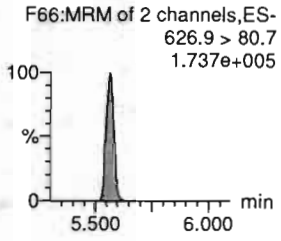

PFDoA

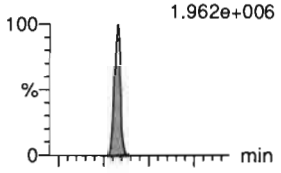

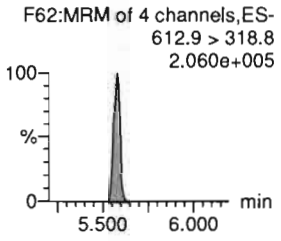

N-MeFOSA

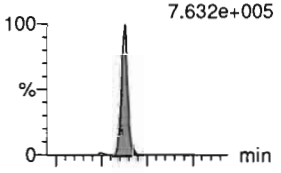

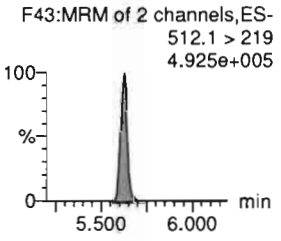

PFTrDA

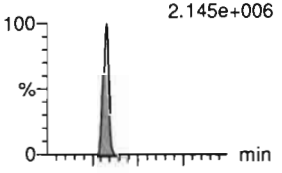

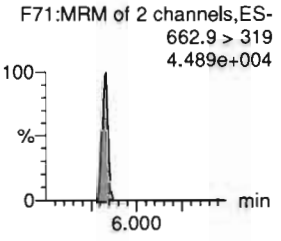

PFDoS

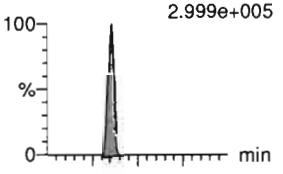

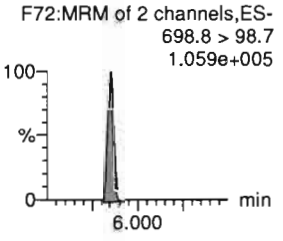

PFTeDA

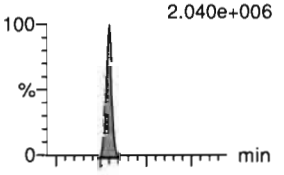

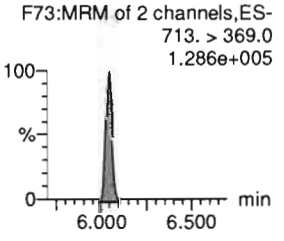

13C2-10:2 FTS-EIS

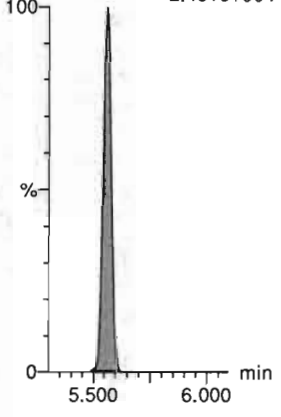

13C2-PFDoA-EIS

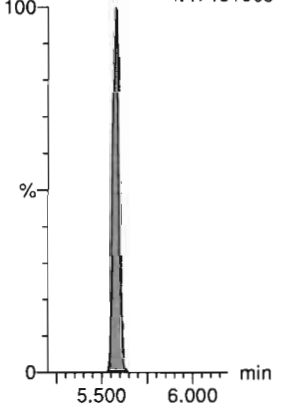

d3-N-MeFOSA-EIS



13C2-PFDoA-EIS

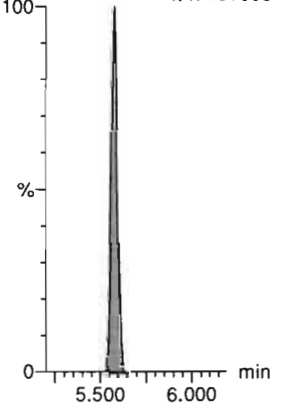

13C2-PFTeDA-EIS

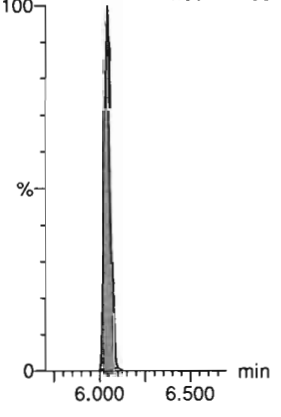

13C2-PFTeDA-EIS



Dataset: D:\PFAS5.PRO\RESULTS\200330P1\200330P1-CRV.qld

Last Altered: Tuesday, March 31, 2020 08:55:02 Pacific Daylight Time
Printed: Tuesday, March 31, 2020 08:56:15 Pacific Daylight Time

Name: 200330P1-11, Date: 30-Mar-2020, Time: 17:08:14, ID: ST200330P1-7 PFC CS4 20C2307, Description: PFC CS4 20C2307

N-EtFOSA

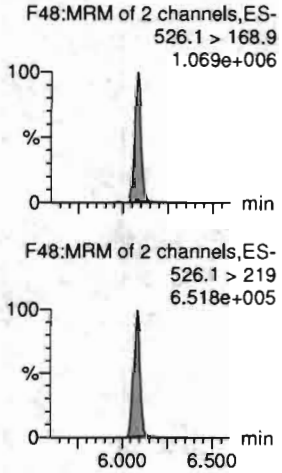

PFHxDA

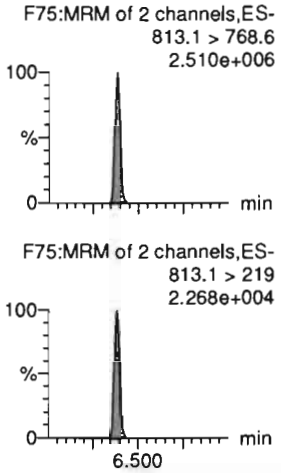

PFODA

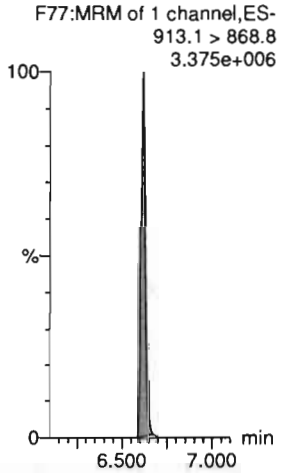

N-MeFOSE

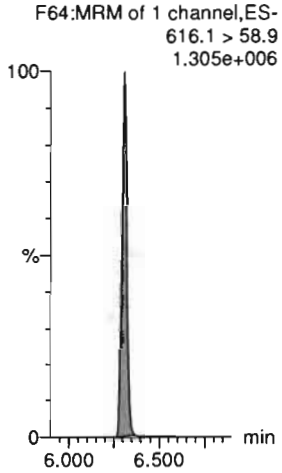

N-EtFOSE

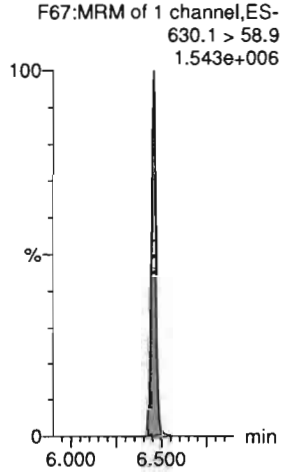

13C3-PFBA-RSD

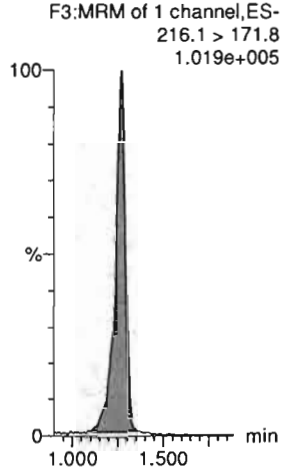

d5-N-ETFOSA-EIS

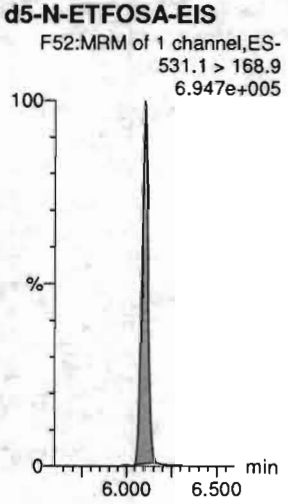

13C2-PFHxDA-EIS

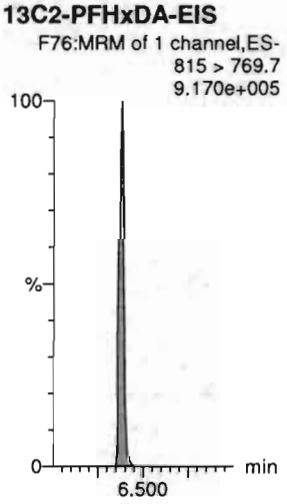

13C2-PFHxDA-EIS

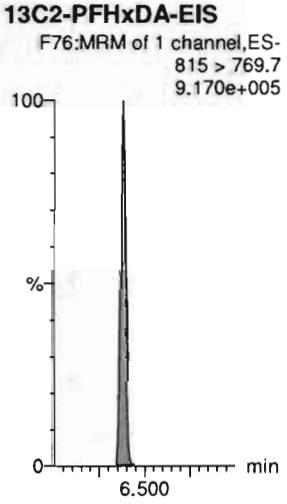

d7-N-MeFOSE-EIS

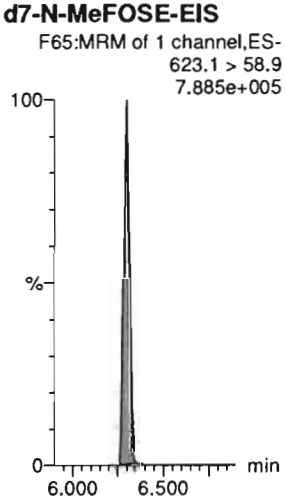

d9-N-EtFOSE-EIS

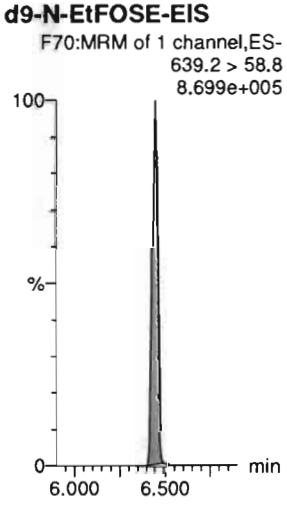

13C3-PFPeA-RSD



Dataset: D:\PFAS5.PRO\RESULTS\200330P1\200330P1-CRV.qld

Last Altered: Tuesday, March 31, 2020 08:55:02 Pacific Daylight Time
Printed: Tuesday, March 31, 2020 08:56:15 Pacific Daylight Time

Name: 200330P1-11, Date: 30-Mar-2020, Time: 17:08:14, ID: ST200330P1-7 PFC CS4 20C2307, Description: PFC CS4 20C2307

13C3-PFBS-RSD
F12:MRM of 1 channel,ES-
302.0 > 98.8
2.568e+004

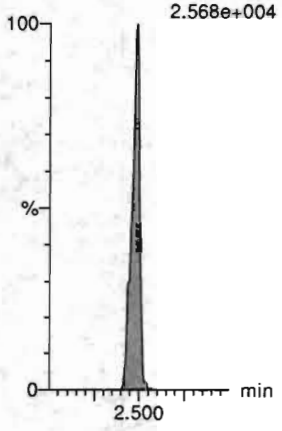

13C3-HFPO-DA-RSD
F10:MRM of 2 channels,ES-
287.0 > 168.9
1.112e+005

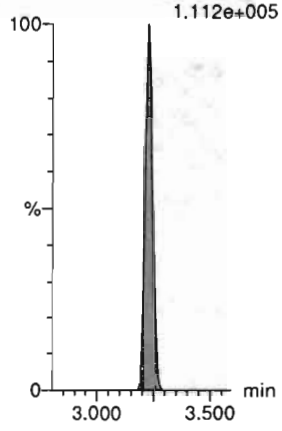

13C2-4:2 FTS-RSD
F17:MRM of 2 channels,ES-
329.0 > 79.7
4.115e+004

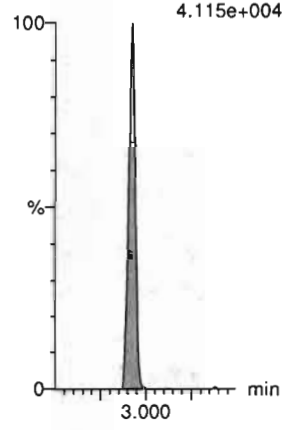

13C2-PFHxA-RSD
F14:MRM of 1 channel,ES-
315.0 > 270.0
5.219e+005

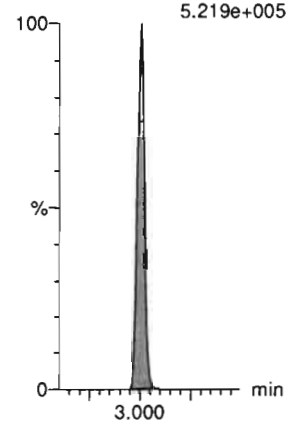

13C4-PFHpA-RSD
F21:MRM of 1 channel,ES-
367.2 > 321.8
3.697e+005

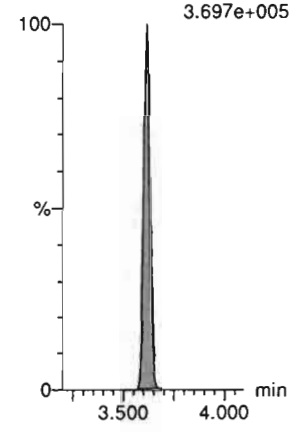

13C3-PFHxS-RSD
F24:MRM of 1 channel,ES-
401.8 > 79.7
6.989e+004



13C2-6:2 FTS-RSD
F30:MRM of 1 channel,ES-
429.0 > 79.7
4.098e+004

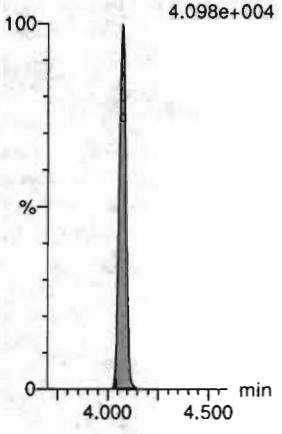

13C5-PFNA-RSD
F35:MRM of 1 channel,ES-
468.2 > 422.9
3.889e+005



13C8-PFOSA-RSD
F41:MRM of 1 channel,ES-
506 > 78
1.040e+005



13C2-PFOA-RSD
F27:MRM of 1 channel,ES-
414.9 > 369.7
4.462e+005

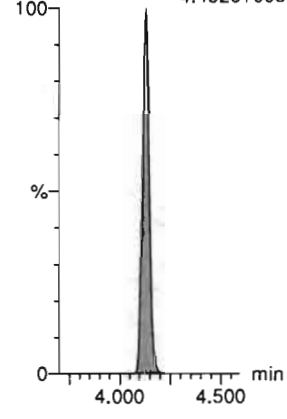

13C8-PFOS-RSD
F42:MRM of 1 channel,ES-
507.0 > 79.7
8.407e+004



13C2-PFDA-RSD
F45:MRM of 1 channel,ES-
515.1 > 469.9
4.510e+005

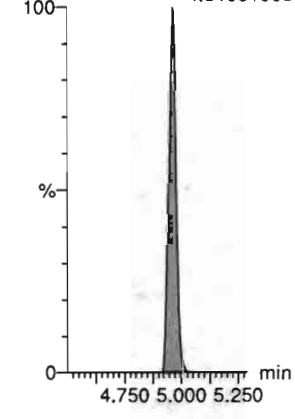

Dataset: D:\PFAS5.PRO\RESULTS\200330P1\200330P1-CRV.qld

Last Altered: Tuesday, March 31, 2020 08:55:02 Pacific Daylight Time
Printed: Tuesday, March 31, 2020 08:56:15 Pacific Daylight Time

Name: 200330P1-11, Date: 30-Mar-2020, Time: 17:08:14, ID: ST200330P1-7 PFC CS4 20C2307, Description: PFC CS4 20C2307

13C2-8:2 FTS-RSD
F50:MRM of 1 channel,ES-
529 > 79.7
3.552e+004



d3-N-MeFOSAA-RSD
F58:MRM of 1 channel,ES-
573.3 > 419
5.705e+004

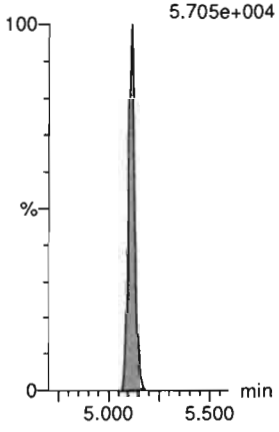

13C2-PFUdA-RSD
F55:MRM of 1 channel,ES-
565 > 519.8
4.815e+005

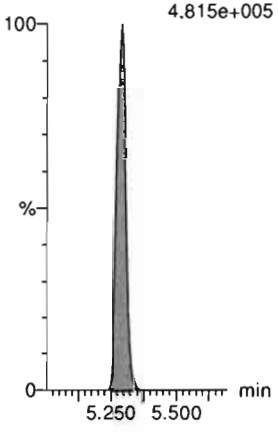

d5-N-EtFOSAA-RSD
F60:MRM of 1 channel,ES-
589.3 > 419
8.573e+004

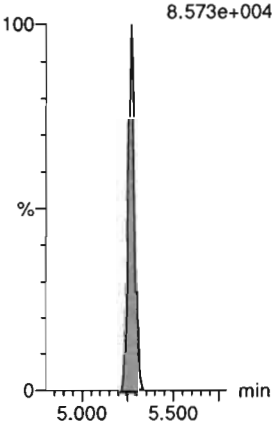

13C2-PFDoA-RSD
F63:MRM of 1 channel,ES-
614.7 > 569.7
4.474e+005



13C2-10:2 FTS-RSD
F69:MRM of 1 channel,ES-
632.9 > 80.0
2.461e+004

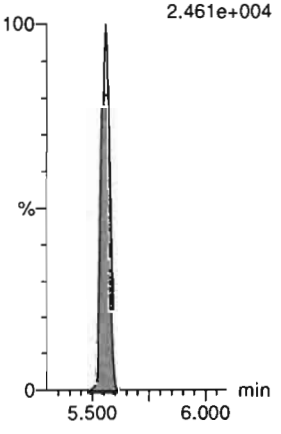

d3-N-MeFOSA-RSD
F46:MRM of 1 channel,ES-
515.2 > 168.9
4.346e+005

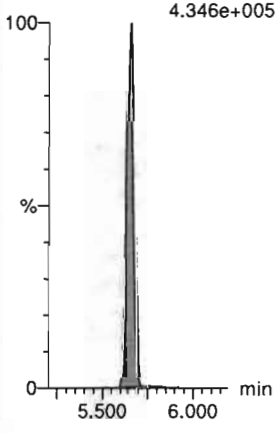

13C2-PFTeDA-RSD
F74:MRM of 2 channels,ES-
715.1 > 669.7
4.638e+005

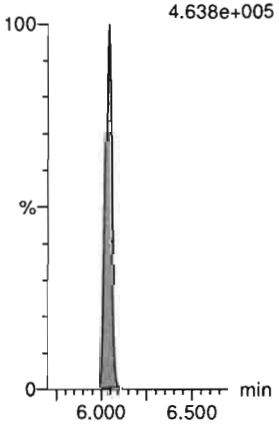

d5-N-ETFOSA-RSD
F52:MRM of 1 channel,ES-
531.1 > 168.9
6.947e+005

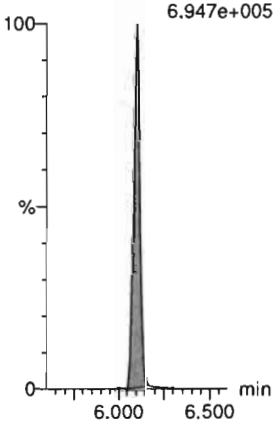

13C2-PFHxDA-RSD
F76:MRM of 1 channel,ES-
815 > 769.7
9.170e+005

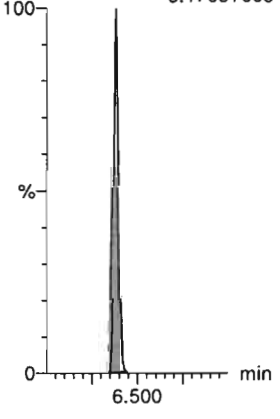

d9-N-EtFOSE-RSD
F70:MRM of 1 channel,ES-
639.2 > 58.8
8.699e+005



d7-N-MeFOSE-RSD
F65:MRM of 1 channel,ES-
623.1 > 58.9
7.885e+005

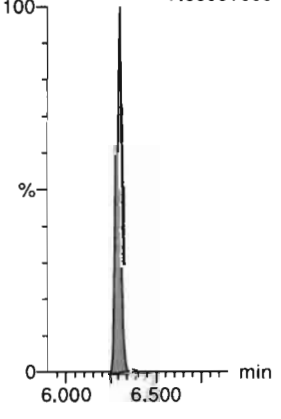

Dataset: D:\PFAS5.PRO\RESULTS\200330P1\200330P1-CRV.qld

Last Altered: Tuesday, March 31, 2020 08:55:02 Pacific Daylight Time
Printed: Tuesday, March 31, 2020 08:56:15 Pacific Daylight Time

Name: 200330P1-11, Date: 30-Mar-2020, Time: 17:08:14, ID: ST200330P1-7 PFC CS4 20C2307, Description: PFC CS4 20C2307

13C4-PFBA



13C5-PFHxA

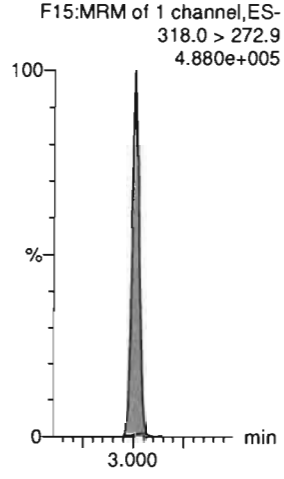

13C8-PFOA



18O2-PFHxS



13C9-PFNA



13C4-PFOS



13C6-PFDA

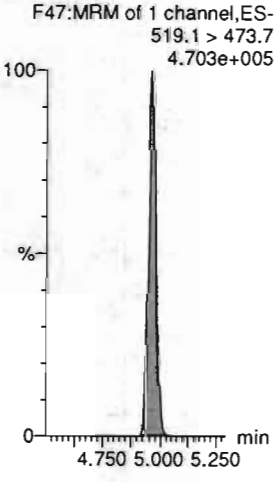

13C7-PFUdA

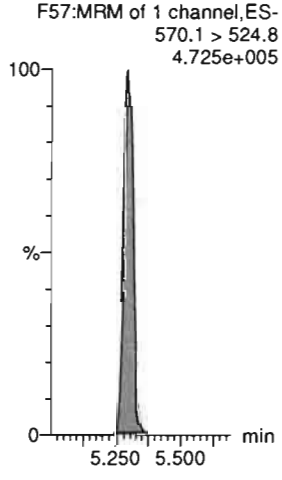

Dataset: D:\PFAS5.PRO\RESULTS\200330P1\200330P1-CRV.qld

Last Altered: Tuesday, March 31, 2020 08:55:02 Pacific Daylight Time
Printed: Tuesday, March 31, 2020 08:56:15 Pacific Daylight Time

Name: 200330P1-12, Date: 30-Mar-2020, Time: 17:18:44, ID: ST200330P1-8 PFC CS5 20C2308, Description: PFC CS5 20C2308

PFBA

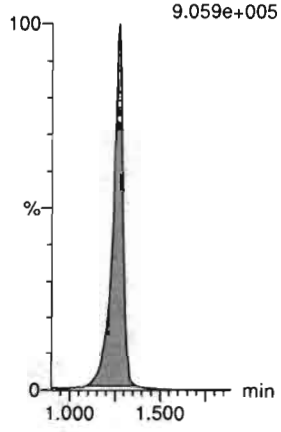

PFPrS

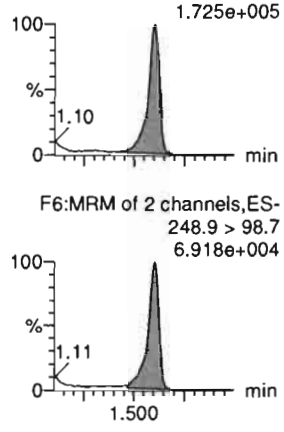

3:3 FTCA

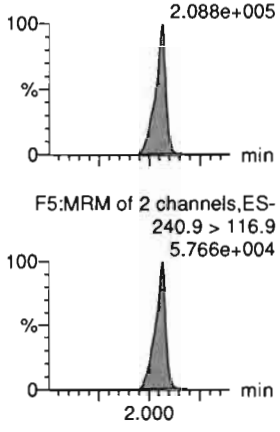

PFPeA

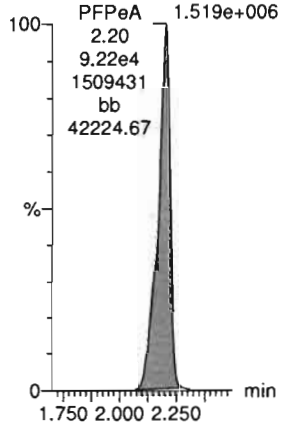

PFBS

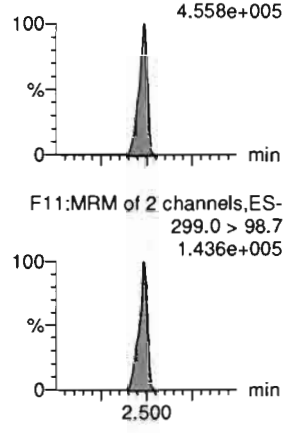

4:2 FTS

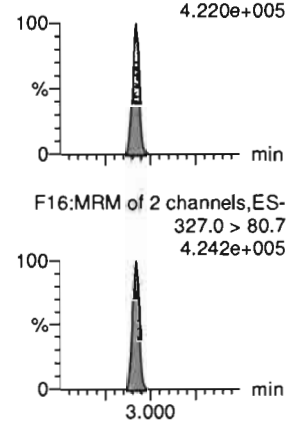

13C3-PFBA-EIS

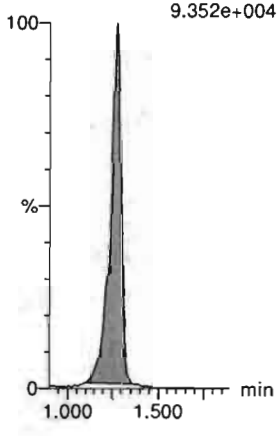

13C3-PFBS-EIS

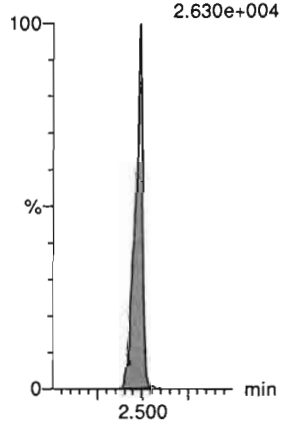

13C3-PFPeA-EIS

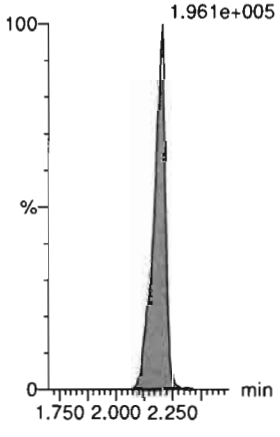

13C3-PFPeA-EIS



13C3-PFBS-EIS



13C2-4:2 FTS-EIS



Dataset: D:\PFAS5.PRO\RESULTS\200330P1\200330P1-CRV.qld

Last Altered: Tuesday, March 31, 2020 08:55:02 Pacific Daylight Time
Printed: Tuesday, March 31, 2020 08:56:15 Pacific Daylight Time

Name: 200330P1-12, Date: 30-Mar-2020, Time: 17:18:44, ID: ST200330P1-8 PFC CS5 20C2308, Description: PFC CS5 20C2308

PFHxA

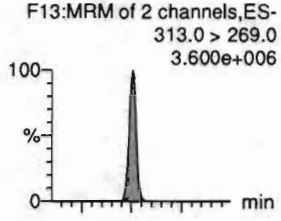

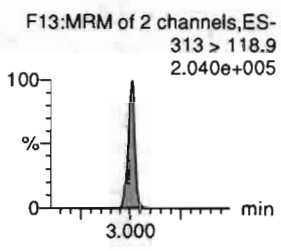

PFPeS

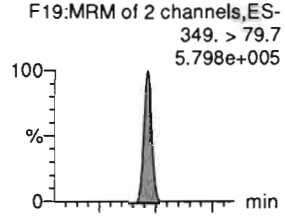

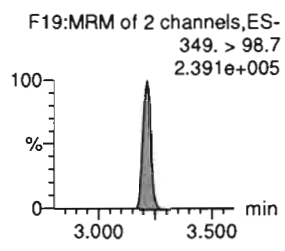

HFPO-DA

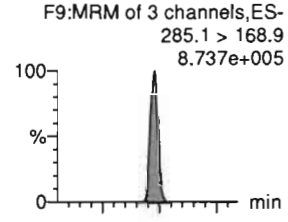

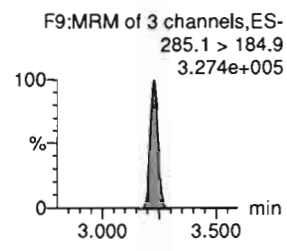

5:3 FTCA

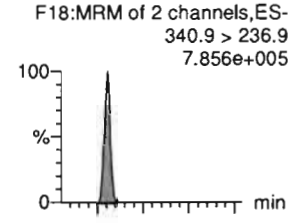

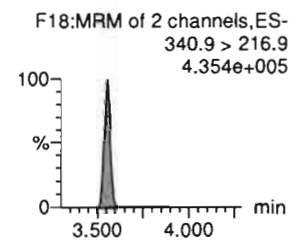

PFHpA

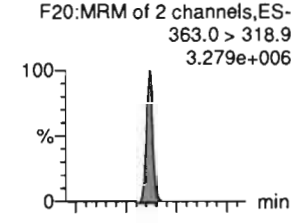

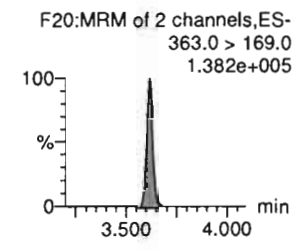

ADONA

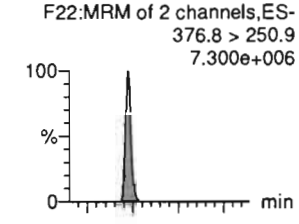

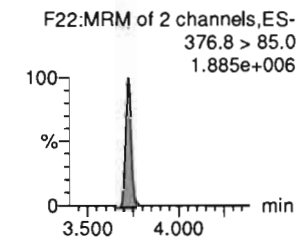

13C2-PFHxA-EIS



13C3-PFBS-EIS

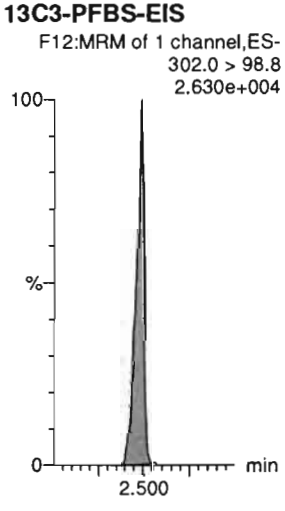

13C3-HFPO-DA-EIS

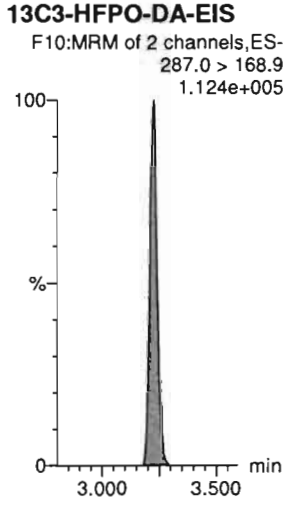

13C4-PFHpA-EIS

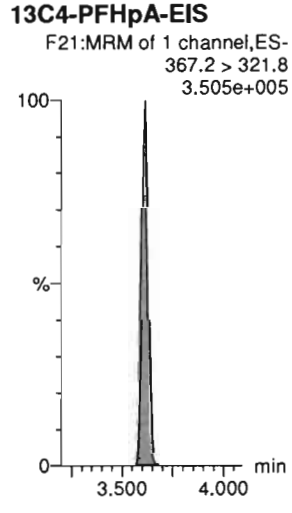

13C4-PFHpA-EIS



13C4-PFHpA-EIS

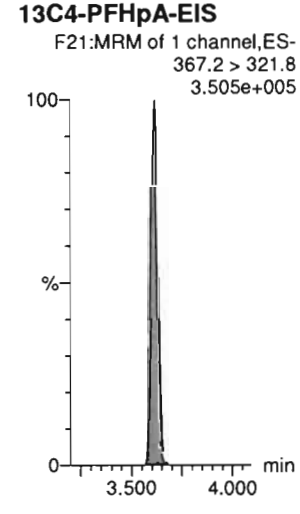

Dataset: D:\PFAS5.PRO\RESULTS\200330P1\200330P1-CRV.qld

Last Altered: Tuesday, March 31, 2020 08:55:02 Pacific Daylight Time
Printed: Tuesday, March 31, 2020 08:56:15 Pacific Daylight Time

Name: 200330P1-12, Date: 30-Mar-2020, Time: 17:18:44, ID: ST200330P1-8 PFC CS5 20C2308, Description: PFC CS5 20C2308

L-PFHxS

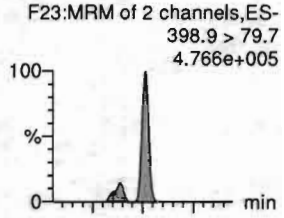

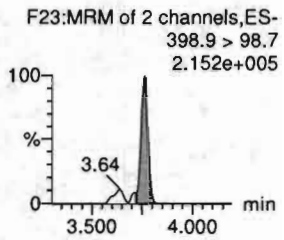

6:2 FTS

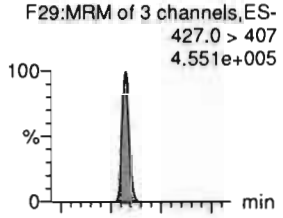

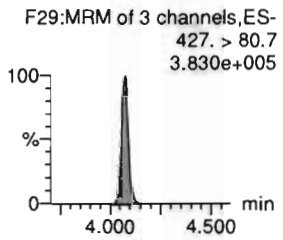

L-PFOA

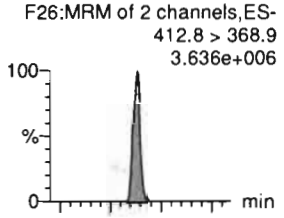

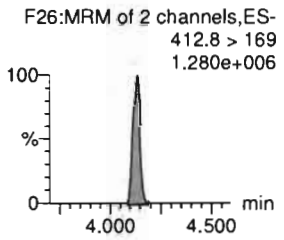

PFEChS

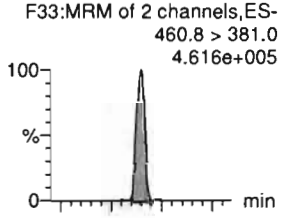

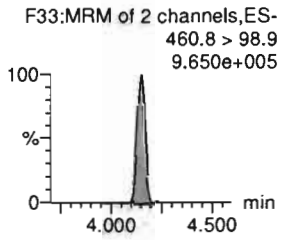

PFHpS

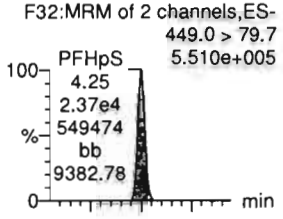

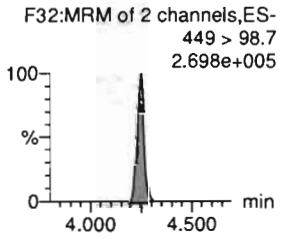

7:3 FTCA

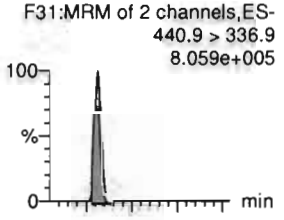

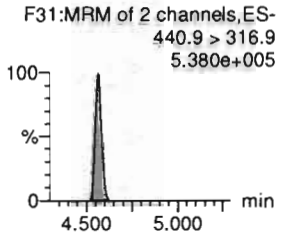

13C3-PFHxS-EIS

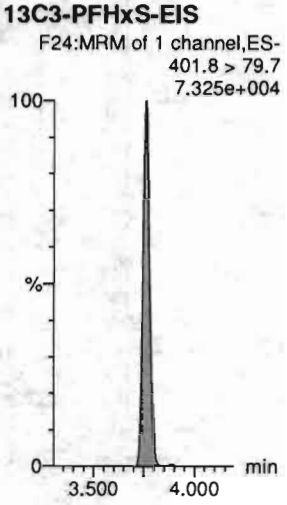

13C2-6:2 FTS-EIS



13C2-PFOA-EIS

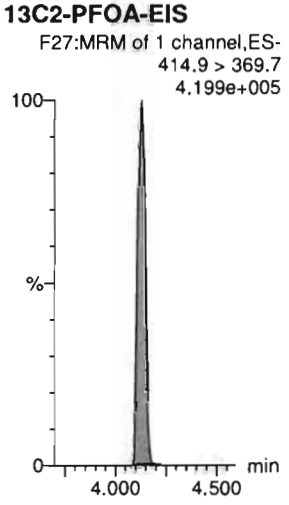

13C2-PFOA-EIS



13C8-PFOS-EIS

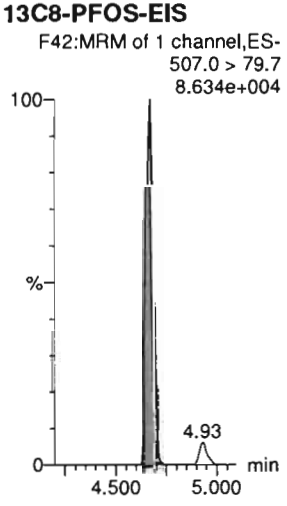

13C5-PFNA-EIS



Dataset: D:\PFAS5.PRO\RESULTS\200330P1\200330P1-CRV.qld

Last Altered: Tuesday, March 31, 2020 08:55:02 Pacific Daylight Time
Printed: Tuesday, March 31, 2020 08:56:15 Pacific Daylight Time

Name: 200330P1-12, Date: 30-Mar-2020, Time: 17:18:44, ID: ST200330P1-8 PFC CS5 20C2308, Description: PFC CS5 20C2308

PFNA

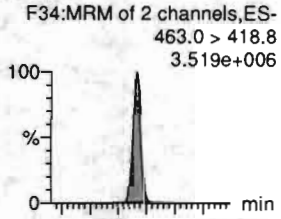

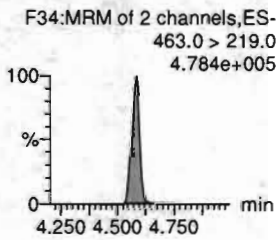

PFOSA

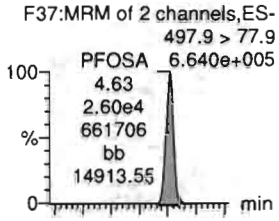

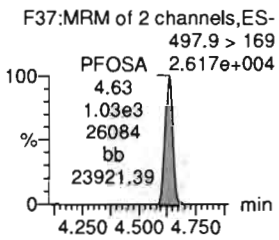

L-PFOS

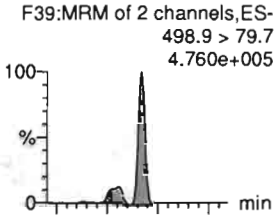

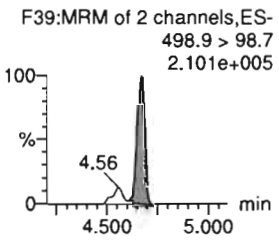

9Cl-PF30NS

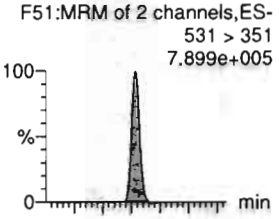

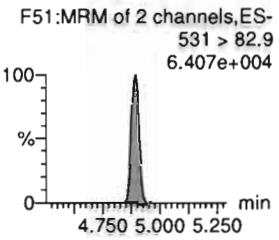

PFDA

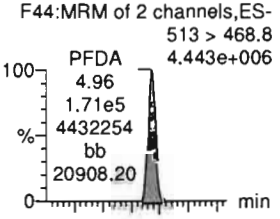

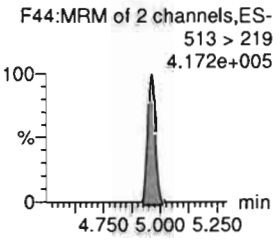

8:2 FTS

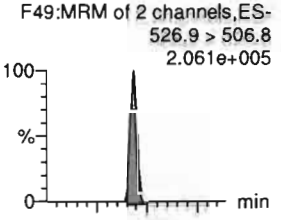

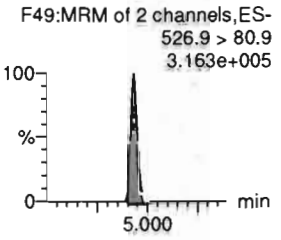

13C5-PFNA-EIS

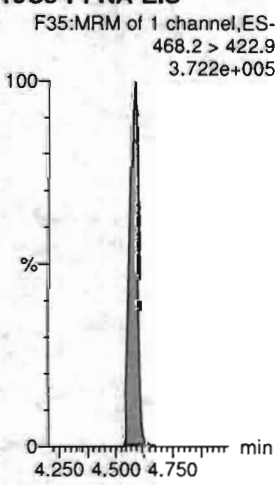

13C8-PFOSA-EIS



13C8-PFOS-EIS

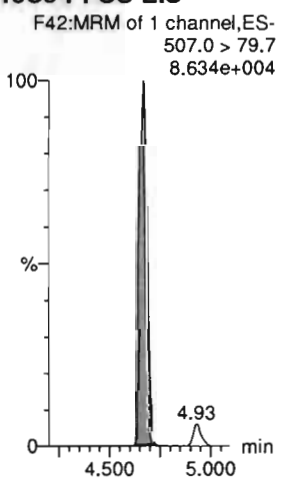

13C8-PFOS-EIS

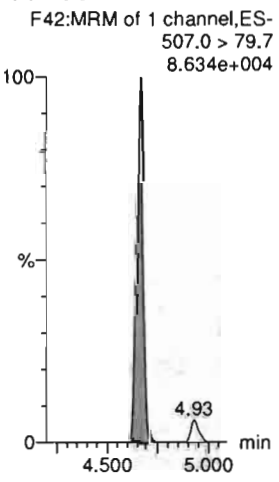

13C2-PFDA-EIS

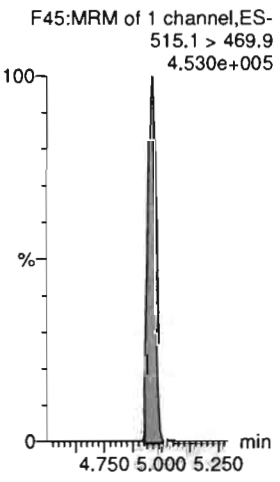

13C2-8:2 FTS-EIS

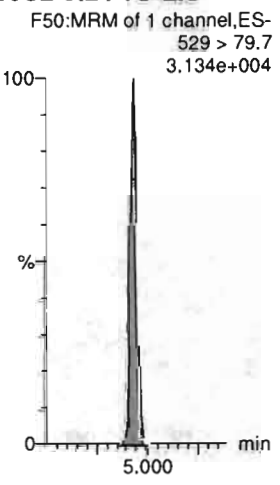

Dataset: D:\PFAS5.PRO\RESULTS\200330P1\200330P1-CRV.qld

Last Altered: Tuesday, March 31, 2020 08:55:02 Pacific Daylight Time
Printed: Tuesday, March 31, 2020 08:56:15 Pacific Daylight Time

Name: 200330P1-12, Date: 30-Mar-2020, Time: 17:18:44, ID: ST200330P1-8 PFC CS5 20C2308, Description: PFC CS5 20C2308

PFNS

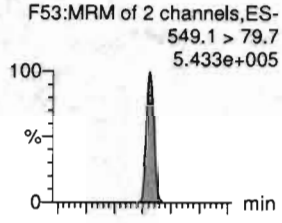

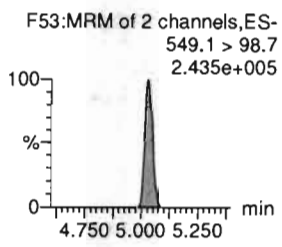

L-MeFOSAA

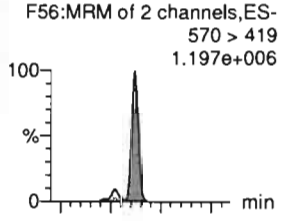

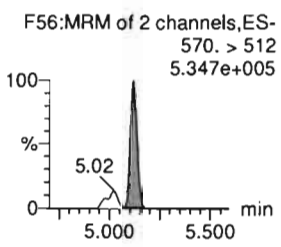

L-EtFOSAA

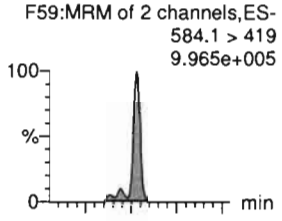

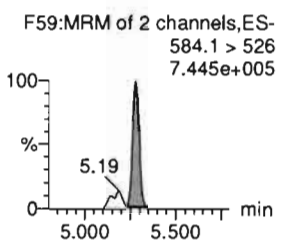

PFUdA

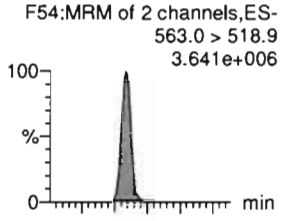

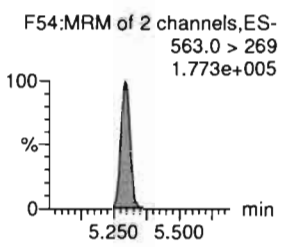

PFDS

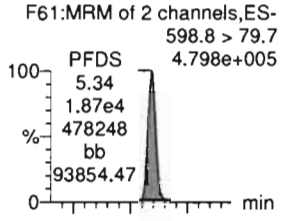

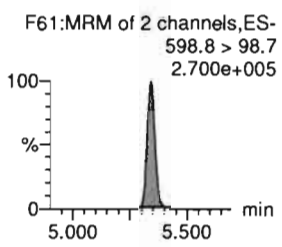

11Cl-PF30UdS

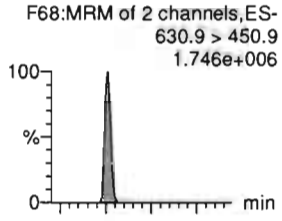

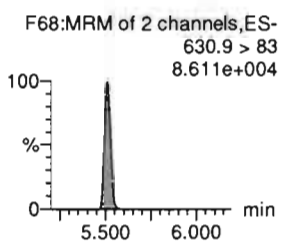

13C8-PFOS-EIS

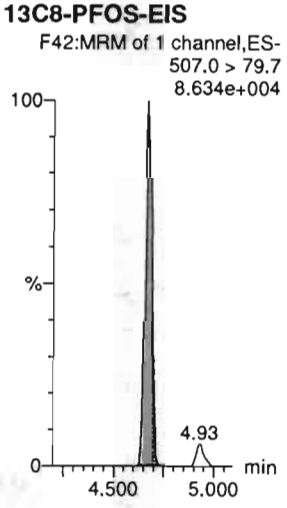

d3-N-MeFOSAA-EIS

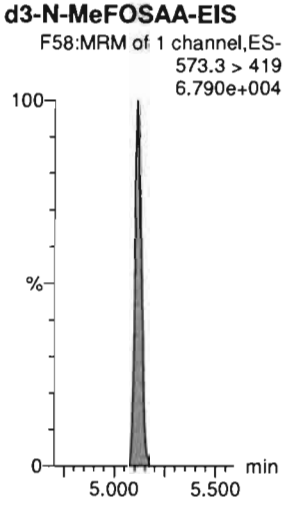

d5-N-EtFOSAA-EIS

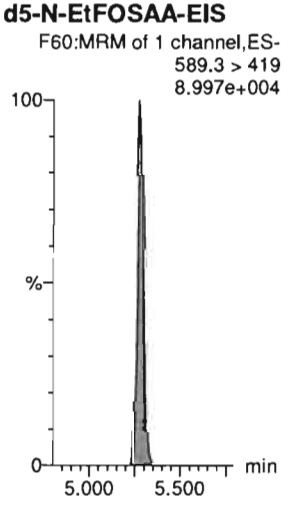

13C2-PFUdA-EIS

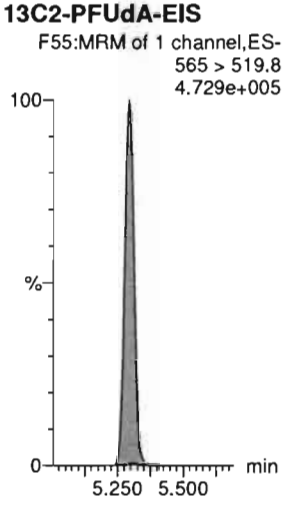

13C8-PFOS-EIS

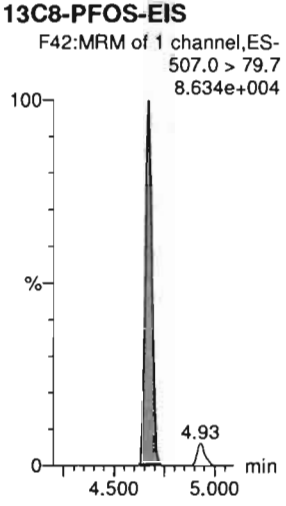

13C2-PFDoA-EIS

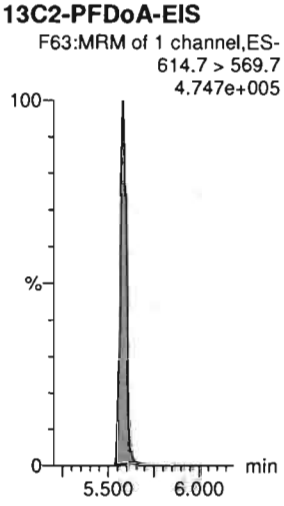

Dataset: D:\PFAS5.PRO\RESULTS\200330P1\200330P1-CRV.qld

Last Altered: Tuesday, March 31, 2020 08:55:02 Pacific Daylight Time
Printed: Tuesday, March 31, 2020 08:56:15 Pacific Daylight Time

Name: 200330P1-12, Date: 30-Mar-2020, Time: 17:18:44, ID: ST200330P1-8 PFC CS5 20C2308, Description: PFC CS5 20C2308

10:2 FTS

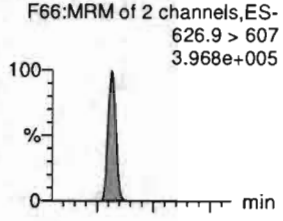

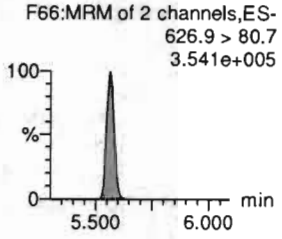

PFDoA

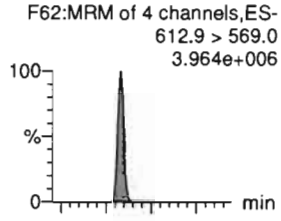

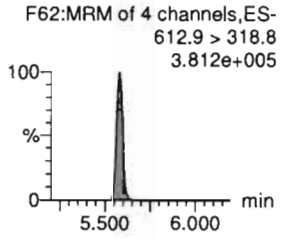

N-MeFOSA

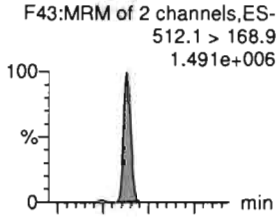

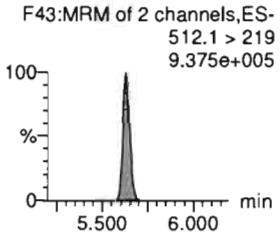

PFTrDA

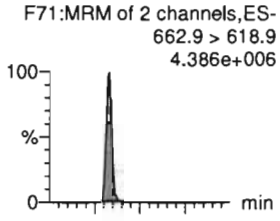

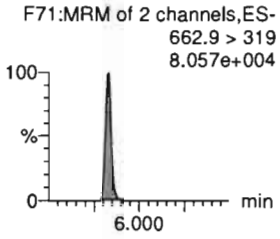

PFDoS

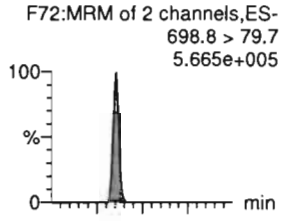

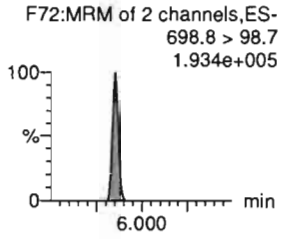

PFTeDA

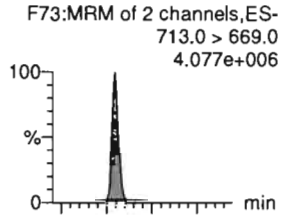

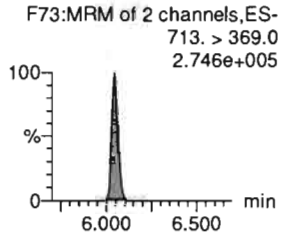

13C2-10:2 FTS-EIS

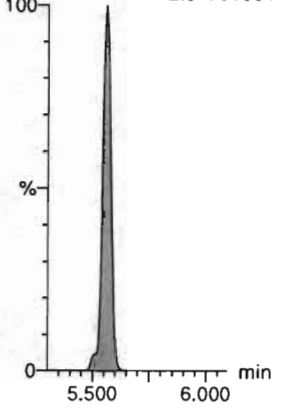

13C2-PFDoA-EIS

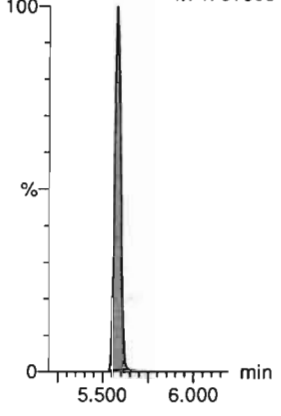

d3-N-MeFOSA-EIS

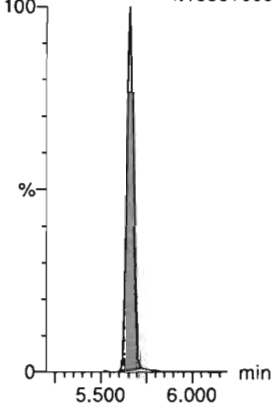

13C2-PFDoA-EIS

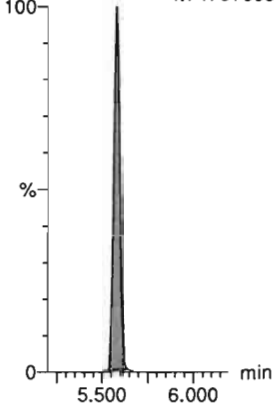

13C2-PFTeDA-EIS

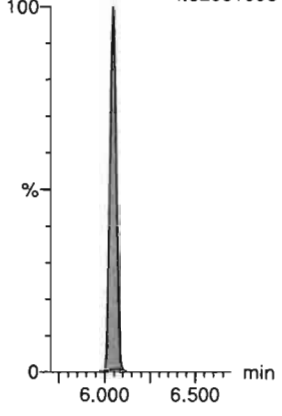

13C2-PFTeDA-EIS

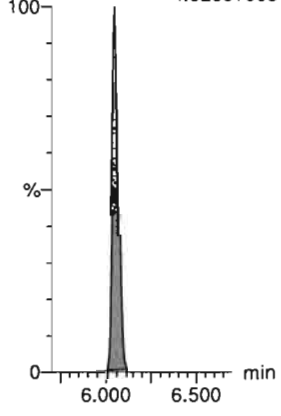

Dataset: D:\PFAS5.PRO\RESULTS\200330P1\200330P1-CRV.qld

Last Altered: Tuesday, March 31, 2020 08:55:02 Pacific Daylight Time
Printed: Tuesday, March 31, 2020 08:56:15 Pacific Daylight Time

Name: 200330P1-12, Date: 30-Mar-2020, Time: 17:18:44, ID: ST200330P1-8 PFC CS5 20C2308, Description: PFC CS5 20C2308

N-EtFOSA

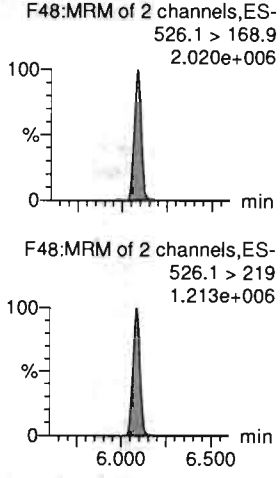

PFHxDA

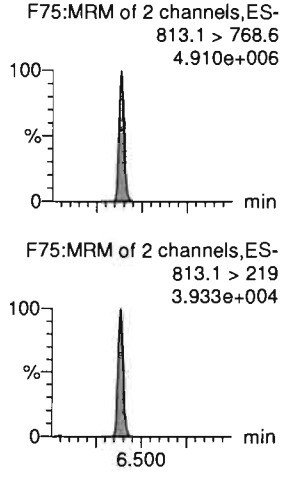

PFODA

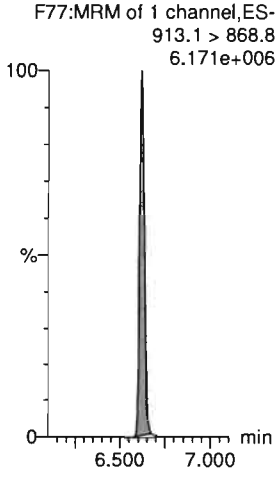

N-MeFOSE

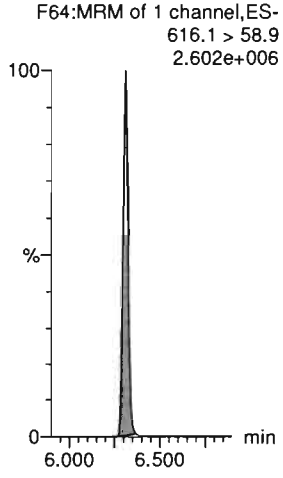

N-EtFOSE

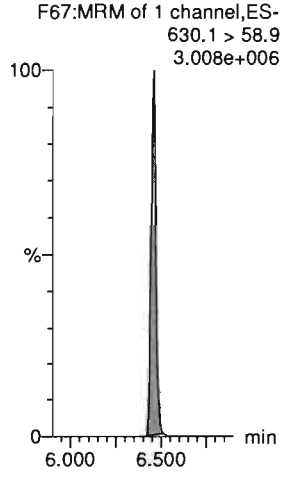

13C3-PFBA-RSD

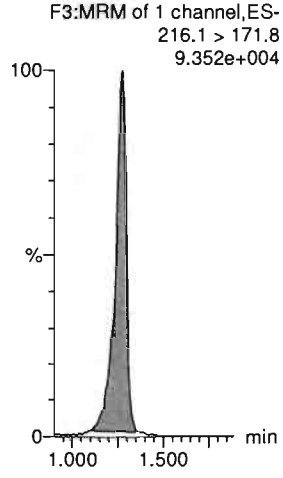

d5-N-ETFOSA-EIS

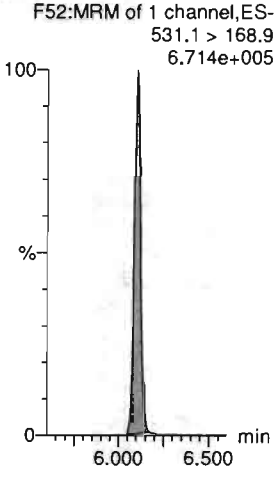

13C2-PFHxDA-EIS

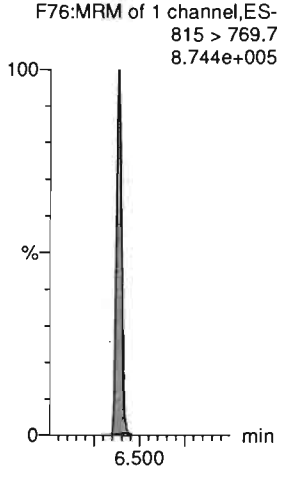

13C2-PFHxDA-EIS

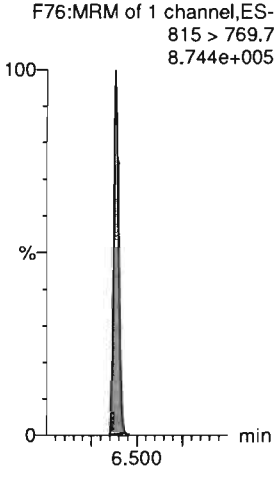

d7-N-MeFOSE-EIS

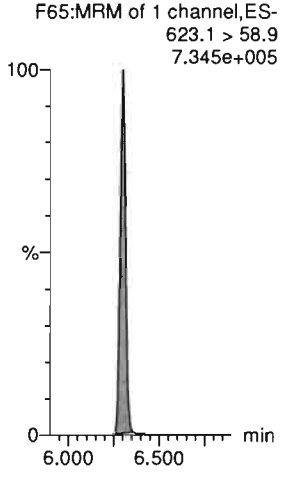

d9-N-EtFOSE-EIS

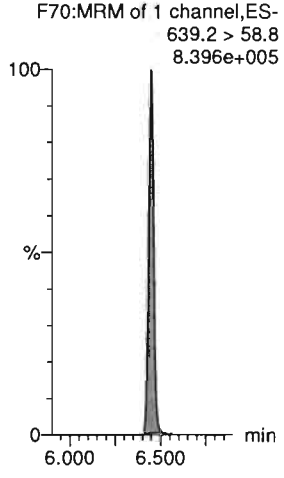

13C3-PFPeA-RSD

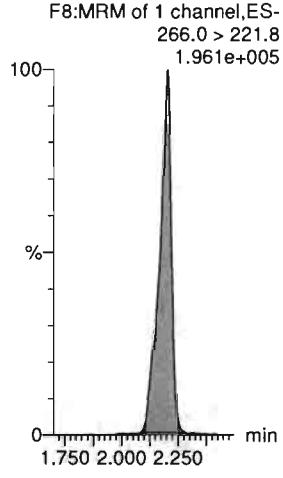

Dataset: D:\PFAS5.PRO\RESULTS\200330P1\200330P1-CRV.qld

Last Altered: Tuesday, March 31, 2020 08:55:02 Pacific Daylight Time
Printed: Tuesday, March 31, 2020 08:56:15 Pacific Daylight Time

Name: 200330P1-12, Date: 30-Mar-2020, Time: 17:18:44, ID: ST200330P1-8 PFC CS5 20C2308, Description: PFC CS5 20C2308

13C3-PFBS-RSD

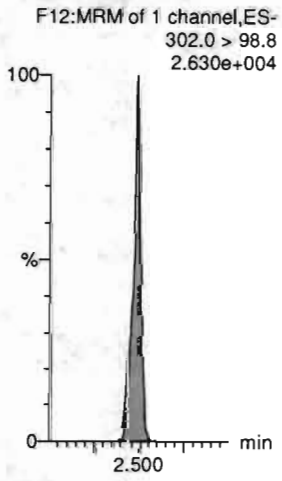

13C3-HFPO-DA-RSD



13C2-4:2 FTS-RSD

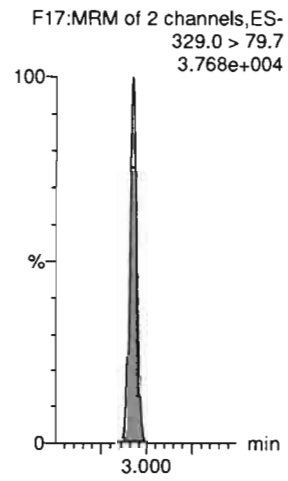

13C2-PFHxA-RSD

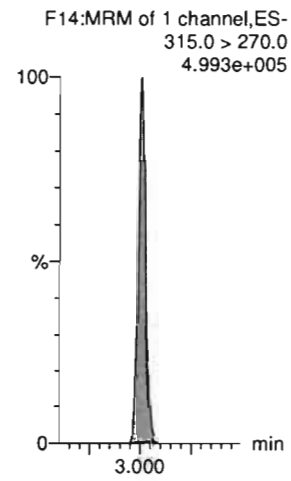

13C4-PFHpA-RSD

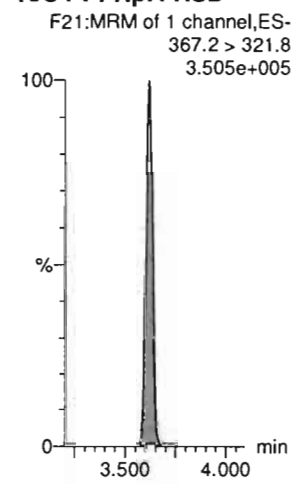

13C3-PFHxS-RSD

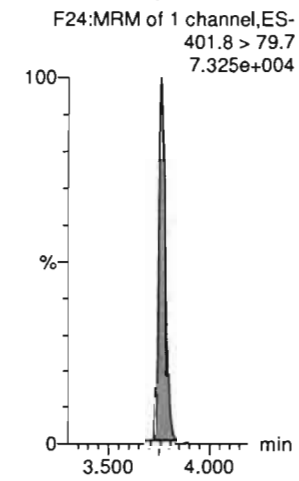

13C2-6:2 FTS-RSD

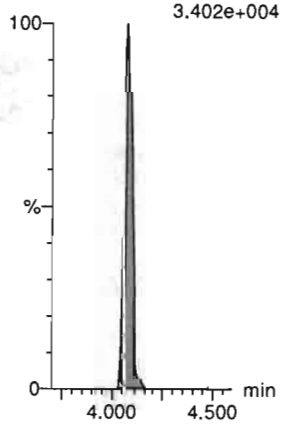

13C5-PFNA-RSD

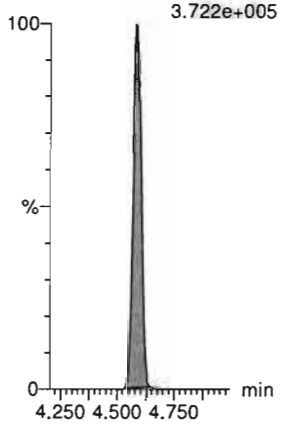

13C8-PFOSA-RSD

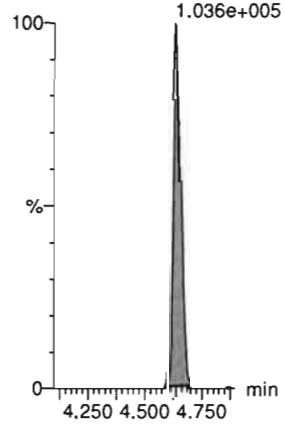

13C2-PFOA-RSD

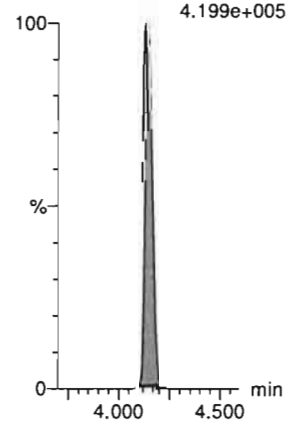

13C8-PFOS-RSD

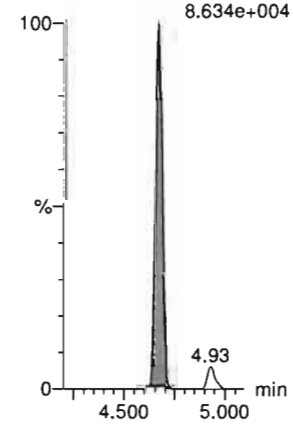

13C2-PFDA-RSD



Dataset: D:\PFAS5.PRO\RESULTS\200330P1\200330P1-CRV.qld

Last Altered: Tuesday, March 31, 2020 08:55:02 Pacific Daylight Time
Printed: Tuesday, March 31, 2020 08:56:15 Pacific Daylight Time

Name: 200330P1-12, Date: 30-Mar-2020, Time: 17:18:44, ID: ST200330P1-8 PFC CS5 20C2308, Description: PFC CS5 20C2308

13C2-8:2 FTS-RSD
F50:MRM of 1 channel,ES-
529 > 79.7
3.134e+004

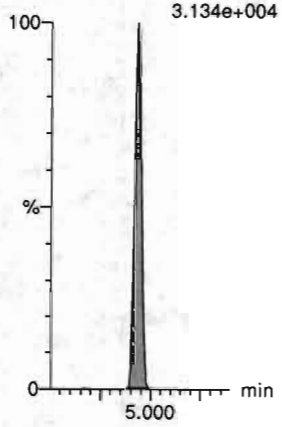

d3-N-MeFOSAA-RSD
F58:MRM of 1 channel,ES-
573.3 > 419
6.790e+004



13C2-PFUdA-RSD
F55:MRM of 1 channel,ES-
565 > 519.8
4.729e+005

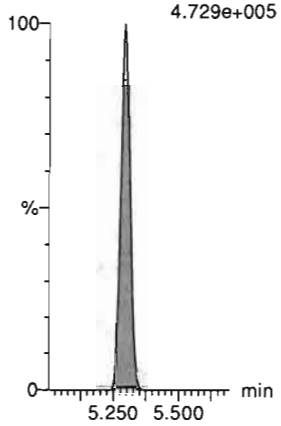

d5-N-EtFOSAA-RSD
F60:MRM of 1 channel,ES-
589.3 > 419
8.997e+004

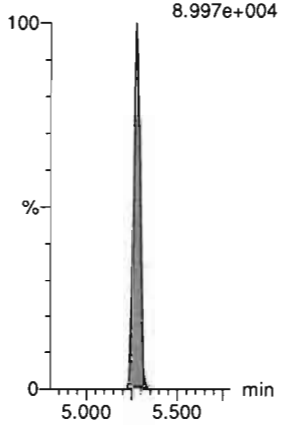

13C2-PFDoA-RSD
F63:MRM of 1 channel,ES-
614.7 > 569.7
4.747e+005

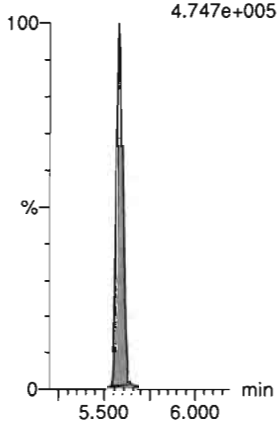

13C2-10:2 FTS-RSD
F69:MRM of 1 channel,ES-
632.9 > 80.0
2.047e+004



d3-N-MeFOSA-RSD
F46:MRM of 1 channel,ES-
515.2 > 168.9
4.163e+005

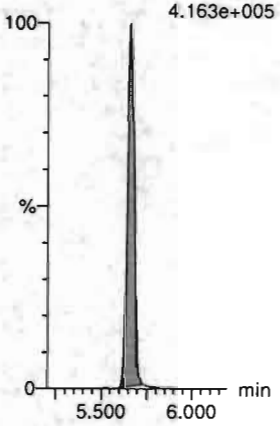

13C2-PFTeDA-RSD
F74:MRM of 2 channels,ES-
715.1 > 669.7
4.626e+005

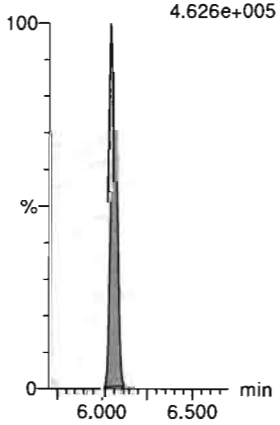

d5-N-ETFOSA-RSD
F52:MRM of 1 channel,ES-
531.1 > 168.9
6.714e+005

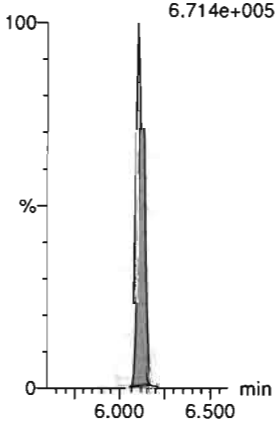

13C2-PFHxDA-RSD
F76:MRM of 1 channel,ES-
815 > 769.7
8.744e+005

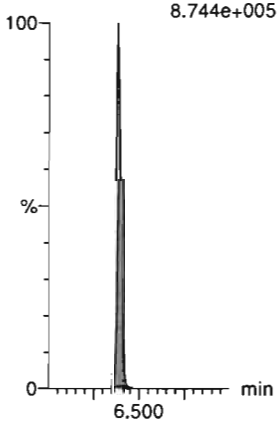

d9-N-EtFOSE-RSD
F70:MRM of 1 channel,ES-
639.2 > 58.8
8.396e+005

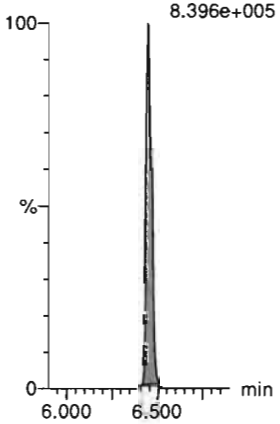

d7-N-MeFOSE-RSD
F65:MRM of 1 channel,ES-
623.1 > 58.9
7.345e+005



Dataset: D:\PFAS5.PRO\RESULTS\200330P1\200330P1-CRV.qld

Last Altered: Tuesday, March 31, 2020 08:55:02 Pacific Daylight Time
Printed: Tuesday, March 31, 2020 08:56:15 Pacific Daylight Time

Name: 200330P1-12, Date: 30-Mar-2020, Time: 17:18:44, ID: ST200330P1-8 PFC CS5 20C2308, Description: PFC CS5 20C2308

13C4-PFBA



13C5-PFHxA

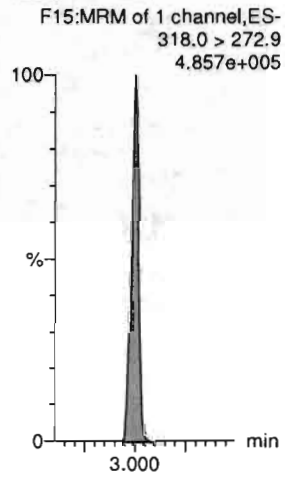

13C8-PFOA

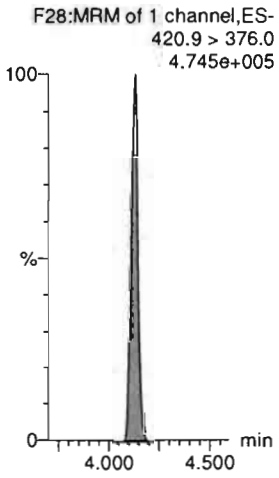

18O2-PFHxS



13C9-PFNA



13C4-PFOS

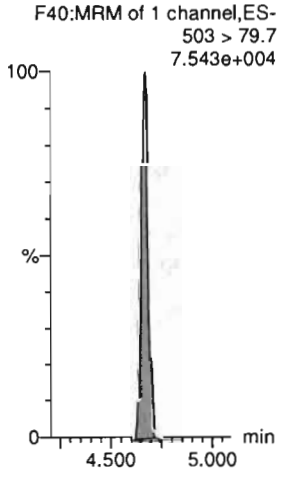

13C6-PFDA

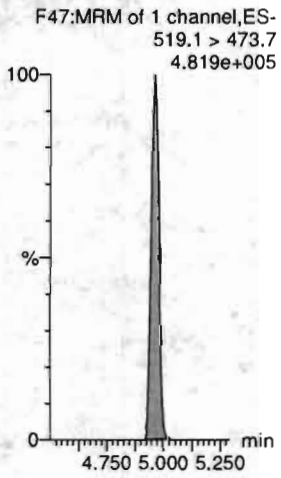

13C7-PFUdA

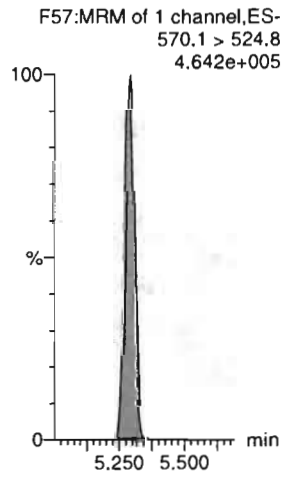

Dataset: D:\PFAS5.PRO\RESULTS\200330P1\200330P1-CRV.qld

Last Altered: Tuesday, March 31, 2020 08:55:02 Pacific Daylight Time
Printed: Tuesday, March 31, 2020 08:56:15 Pacific Daylight Time

Name: 200330P1-13, Date: 30-Mar-2020, Time: 17:29:15, ID: ST200330P1-9 PFC CS6 20C2309, Description: PFC CS6 20C2309

PFBA

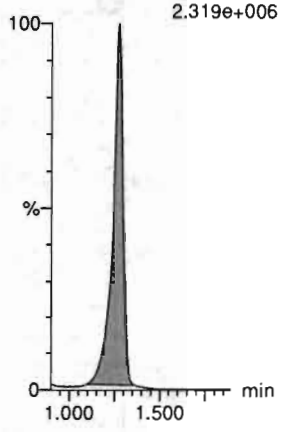

PFPrS

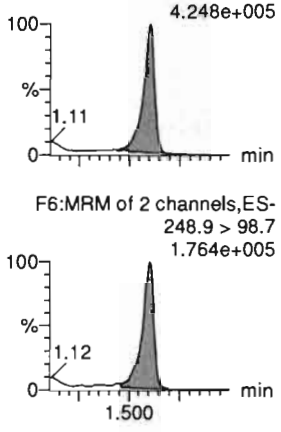

3:3 FTCA

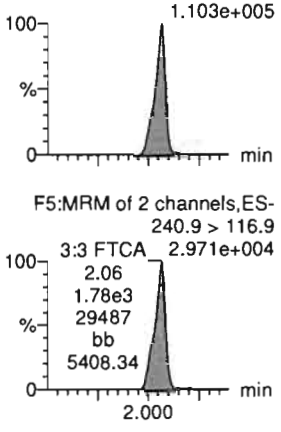

PFPeA

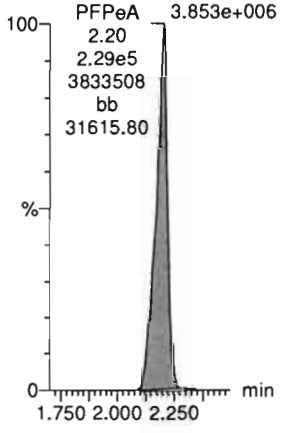

PFBS

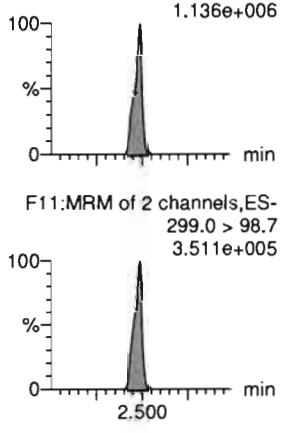

4:2 FTS

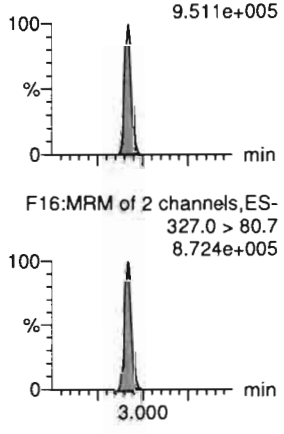

13C3-PFBA-EIS

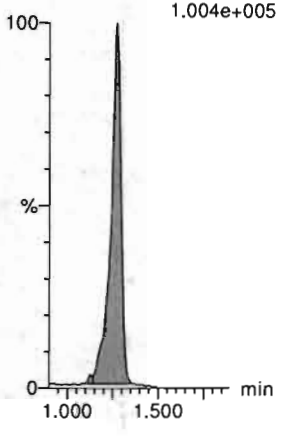

13C3-PFBS-EIS

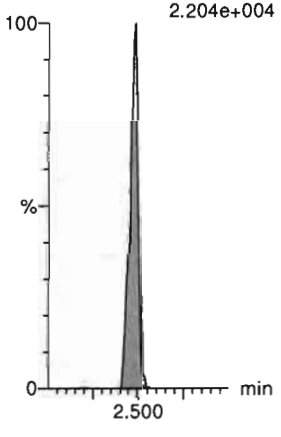

13C3-PFPeA-EIS

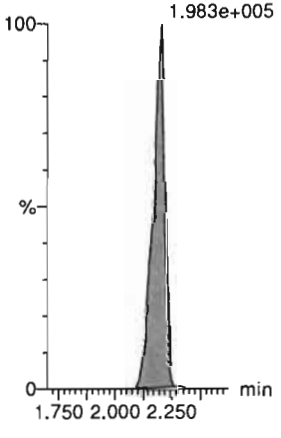

13C3-PFPeA-EIS

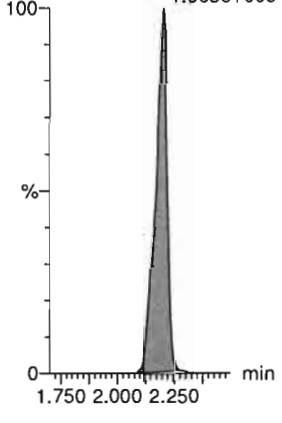

13C3-PFBS-EIS

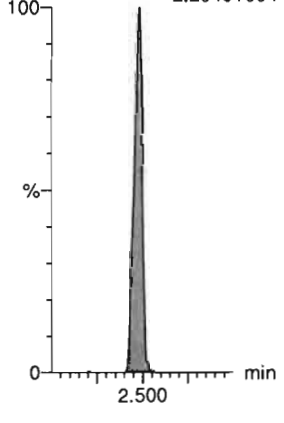

13C2-4:2 FTS-EIS

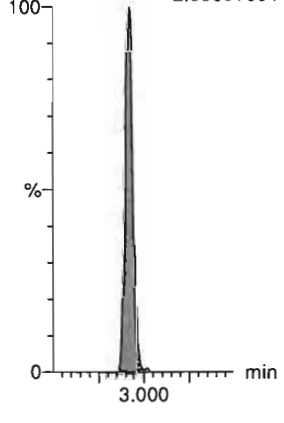

Dataset: D:\PFAS5.PRO\RESULTS\200330P1\200330P1-CRV.qld

Last Altered: Tuesday, March 31, 2020 08:55:02 Pacific Daylight Time
Printed: Tuesday, March 31, 2020 08:56:15 Pacific Daylight Time

Name: 200330P1-13, Date: 30-Mar-2020, Time: 17:29:15, ID: ST200330P1-9 PFC CS6 20C2309, Description: PFC CS6 20C2309

PFHxA

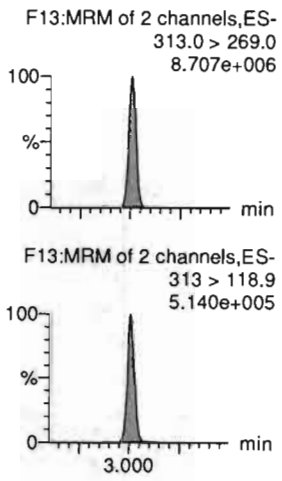

PFPeS

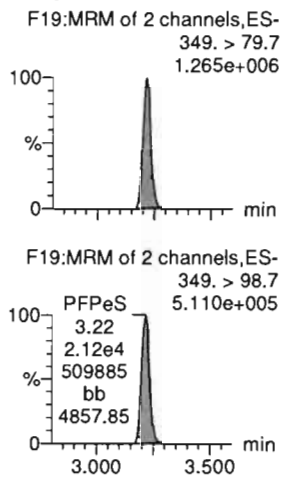

HFPO-DA

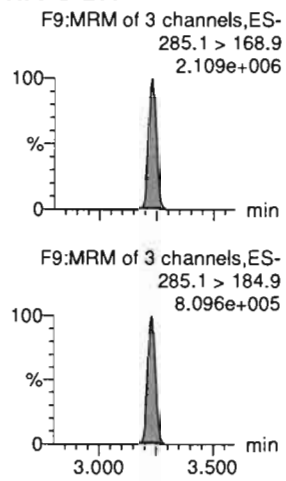

5:3 FTCA

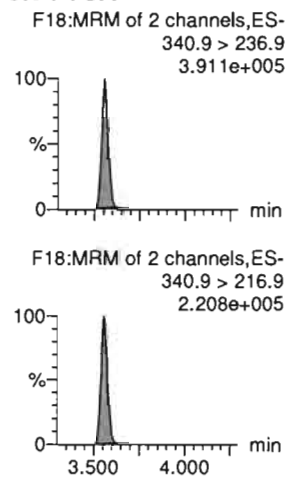

PFHpA

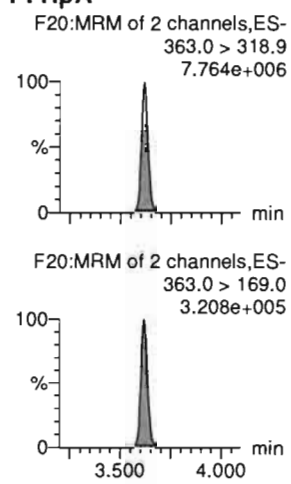

ADONA

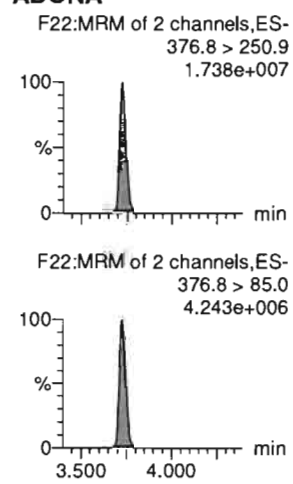

13C2-PFHxA-EIS

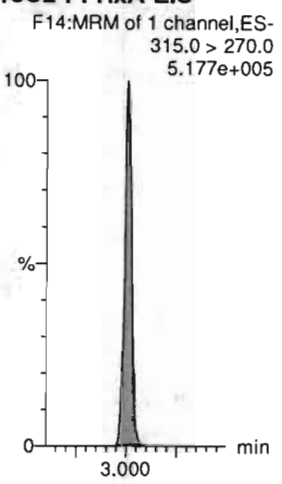

13C3-PFBS-EIS

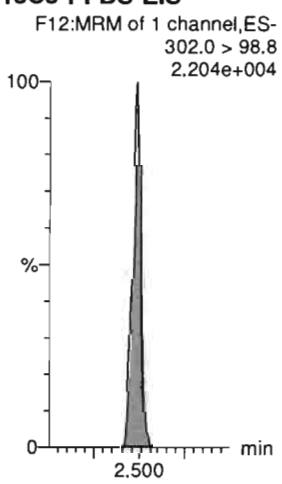

13C3-HFPO-DA-EIS



13C4-PFHpA-EIS

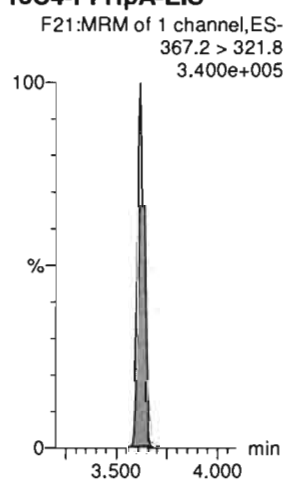

13C4-PFHpA-EIS

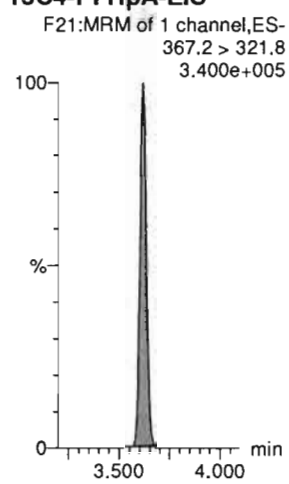

13C4-PFHpA-EIS

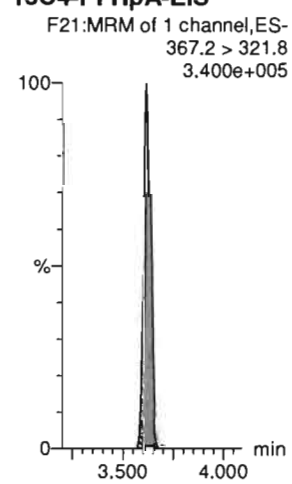

Dataset: D:\PFAS5.PRO\RESULTS\200330P1\200330P1-CRV.qld

Last Altered: Tuesday, March 31, 2020 08:55:02 Pacific Daylight Time
Printed: Tuesday, March 31, 2020 08:56:15 Pacific Daylight Time

Name: 200330P1-13, Date: 30-Mar-2020, Time: 17:29:15, ID: ST200330P1-9 PFC CS6 20C2309, Description: PFC CS6 20C2309

L-PFHxS

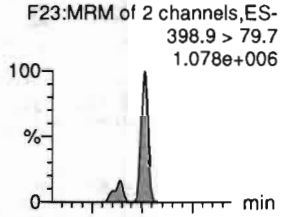

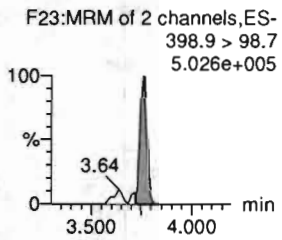

6:2 FTS

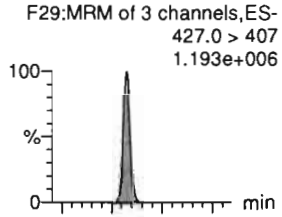

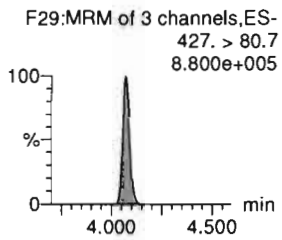

L-PFOA

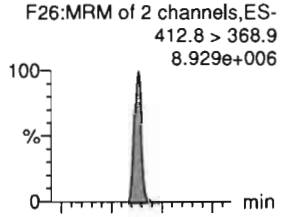

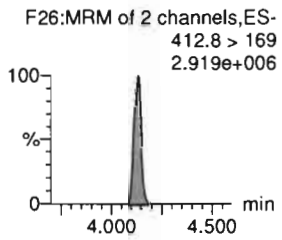

PFEChS

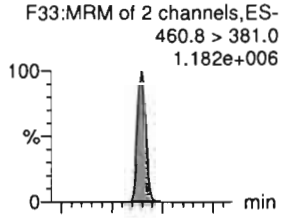

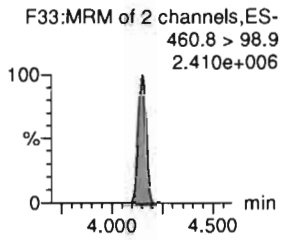

PFHpS

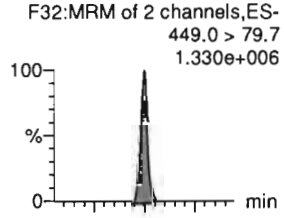

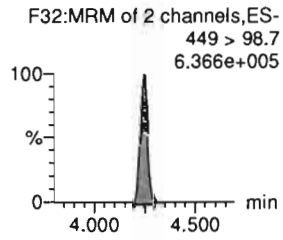

7:3 FTCA

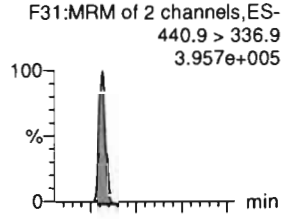

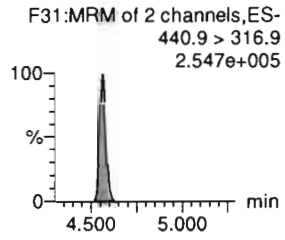

13C3-PFHxS-EIS

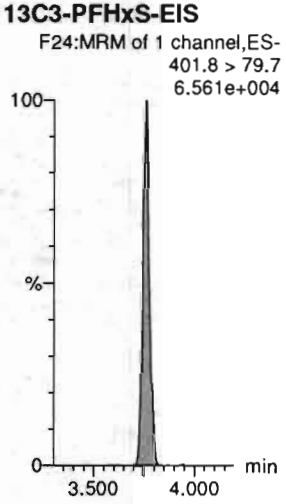

13C2-6:2 FTS-EIS

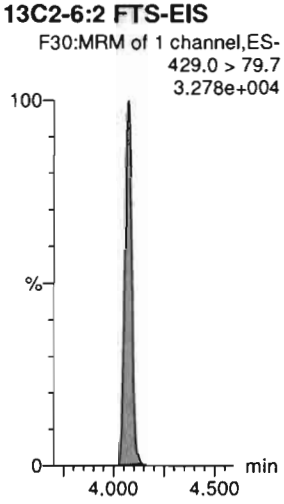

13C2-PFOA-EIS

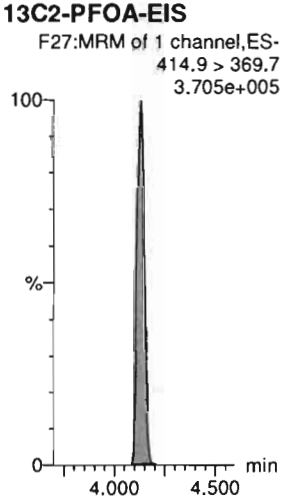

13C2-PFOA-EIS



13C8-PFOS-EIS

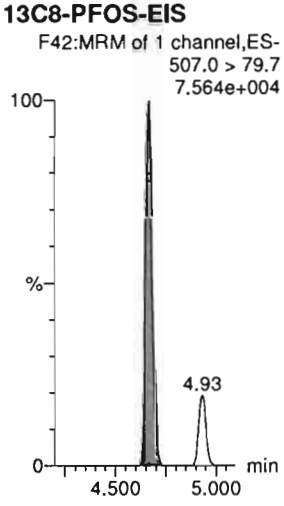

13C5-PFNA-EIS



Dataset: D:\PFAS5.PRO\RESULTS\200330P1\200330P1-CRV.qld

Last Altered: Tuesday, March 31, 2020 08:55:02 Pacific Daylight Time
Printed: Tuesday, March 31, 2020 08:56:15 Pacific Daylight Time

Name: 200330P1-13, Date: 30-Mar-2020, Time: 17:29:15, ID: ST200330P1-9 PFC CS6 20C2309, Description: PFC CS6 20C2309

PFNA

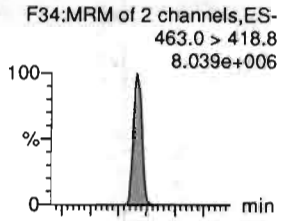

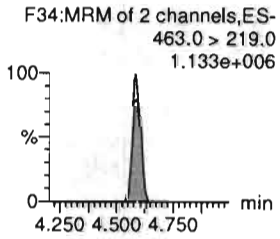

PFOSA

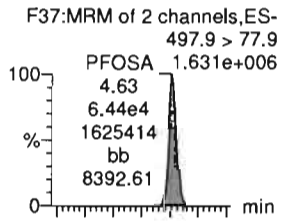

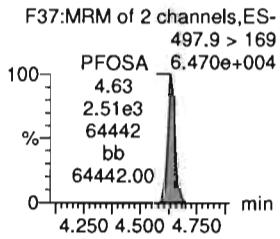

L-PFOS

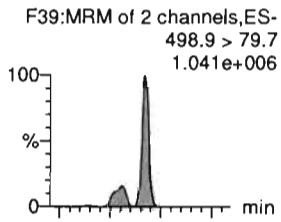

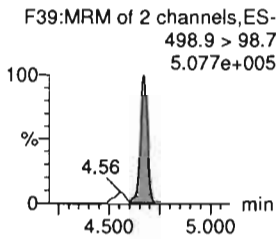

9Cl-PF30NS

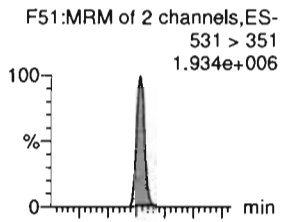

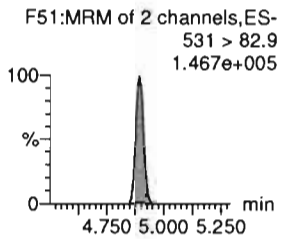

PFDA

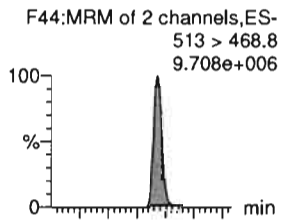

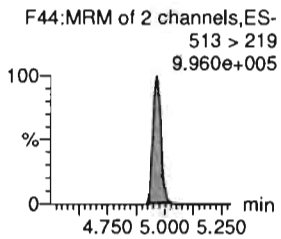

8:2 FTS

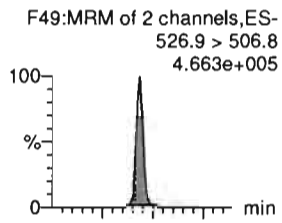

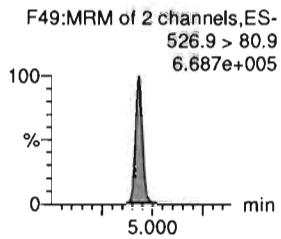

13C5-PFNA-EIS

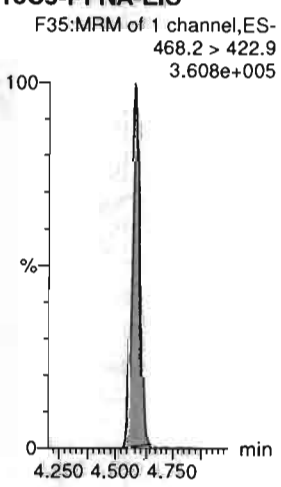

13C8-PFOSA-EIS

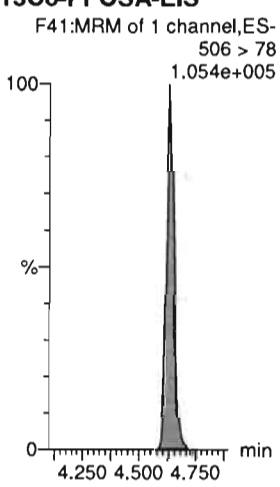

13C8-PFOS-EIS

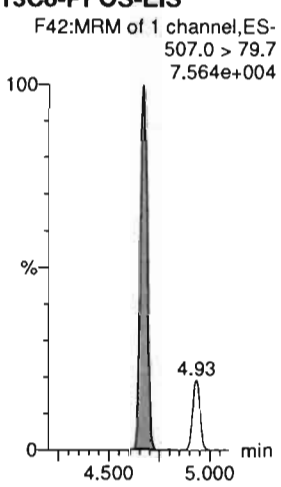

13C8-PFOS-EIS

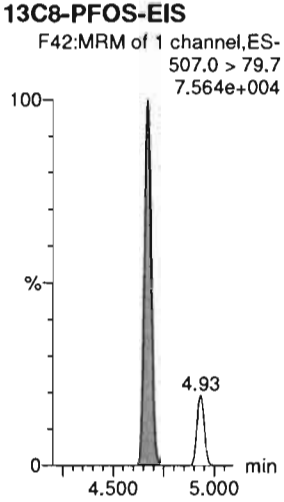

13C2-PFDA-EIS

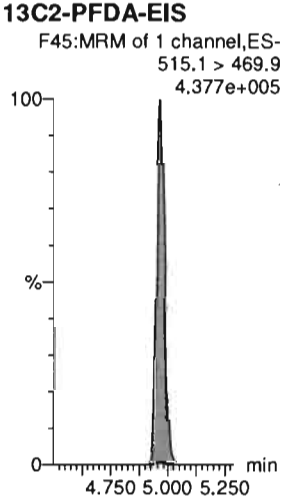

13C2-8:2 FTS-EIS

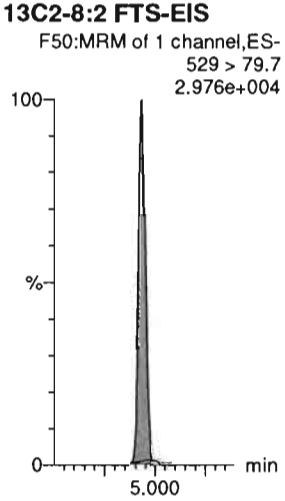

Dataset: D:\PFAS5.PRO\RESULTS\200330P1\200330P1-CRV.qld

Last Altered: Tuesday, March 31, 2020 08:55:02 Pacific Daylight Time
Printed: Tuesday, March 31, 2020 08:56:15 Pacific Daylight Time

Name: 200330P1-13, Date: 30-Mar-2020, Time: 17:29:15, ID: ST200330P1-9 PFC CS6 20C2309, Description: PFC CS6 20C2309

PFNS

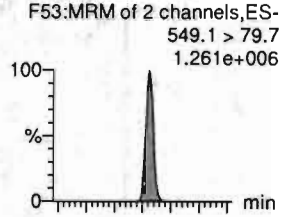

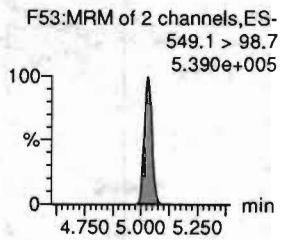

L-MeFOSAA

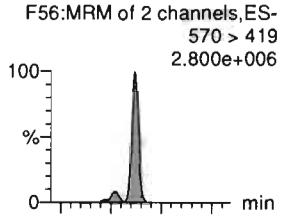

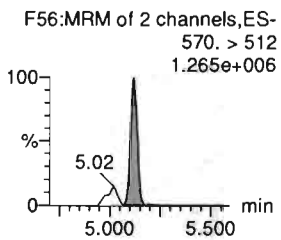

L-EtFOSAA

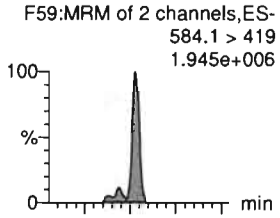

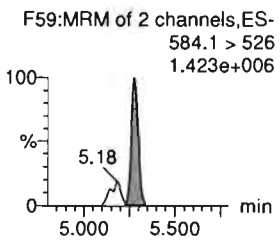

PFUdA

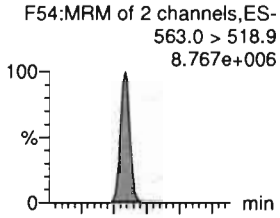

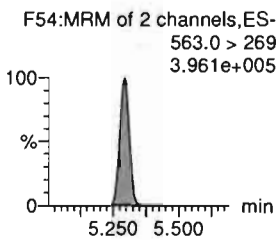

PFDS

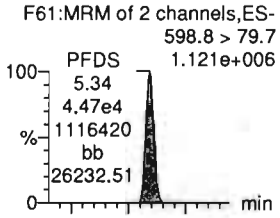

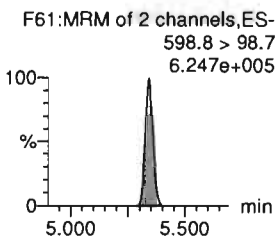

11Cl-PF30UdS

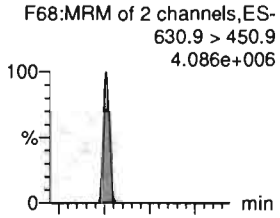

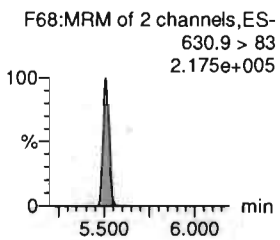

13C8-PFOS-EIS

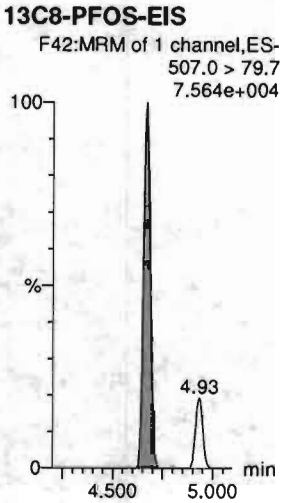

d3-N-MeFOSAA-EIS

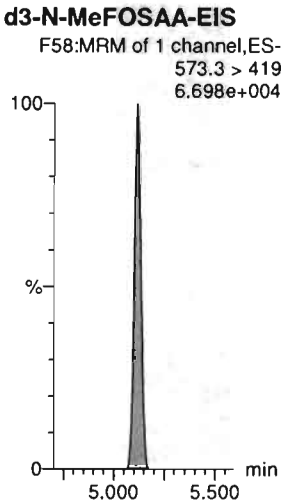

d5-N-EtFOSAA-EIS

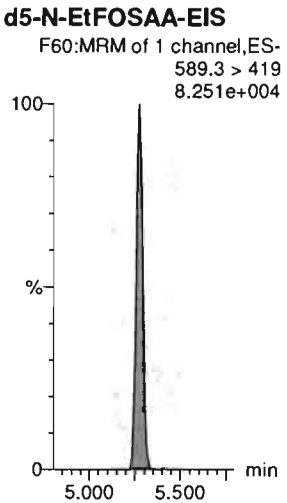

13C2-PFUdA-EIS

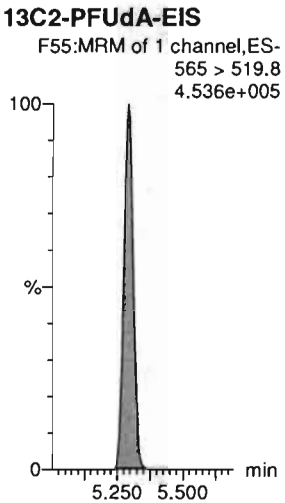

13C8-PFOS-EIS

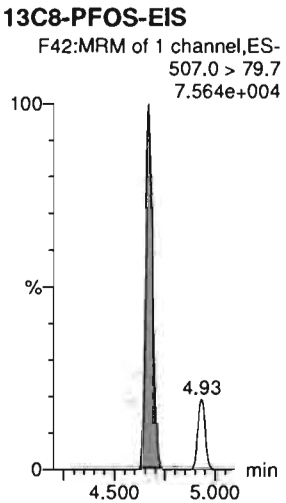

13C2-PFDoA-EIS

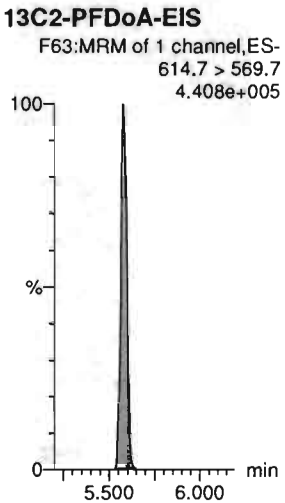

Dataset: D:\PFAS5.PRO\RESULTS\200330P1\200330P1-CRV.qld

Last Altered: Tuesday, March 31, 2020 08:55:02 Pacific Daylight Time
Printed: Tuesday, March 31, 2020 08:56:15 Pacific Daylight Time

Name: 200330P1-13, Date: 30-Mar-2020, Time: 17:29:15, ID: ST200330P1-9 PFC CS6 20C2309, Description: PFC CS6 20C2309

10:2 FTS

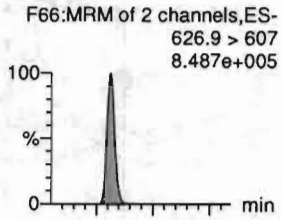

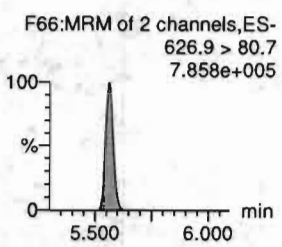

PFDoA

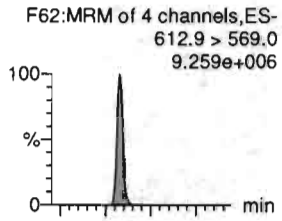

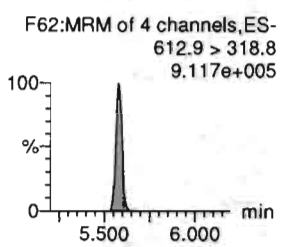

N-MeFOSA

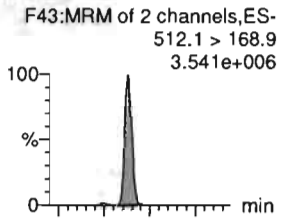

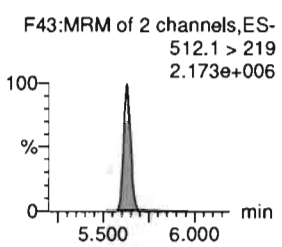

PFTrDA

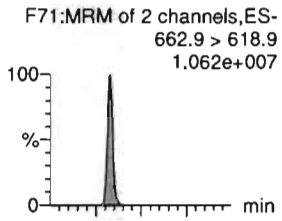

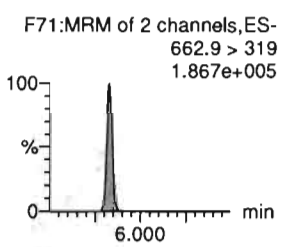

PFDoS

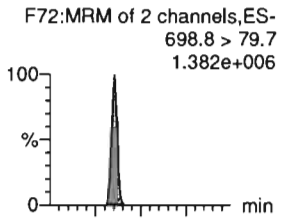

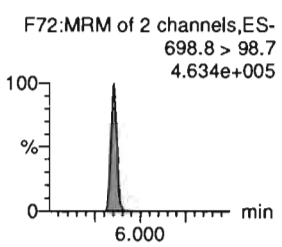

PFTeDA

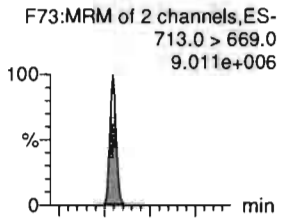

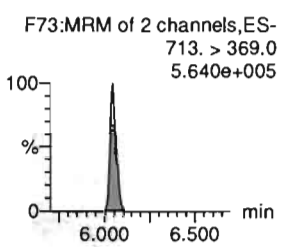

13C2-10:2 FTS-EIS



13C2-PFDoA-EIS

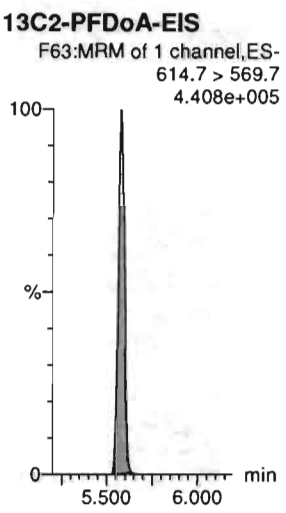

d3-N-MeFOSA-EIS

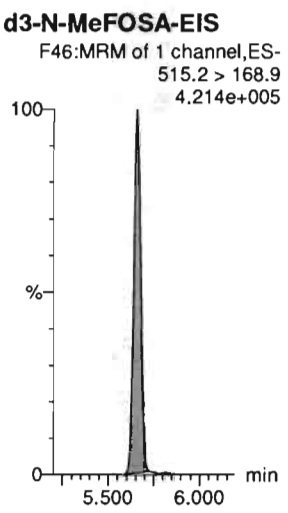

13C2-PFDoA-EIS

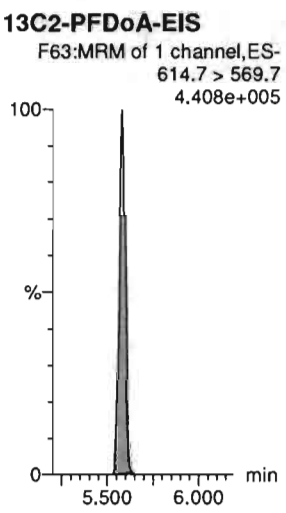

13C2-PFTeDA-EIS

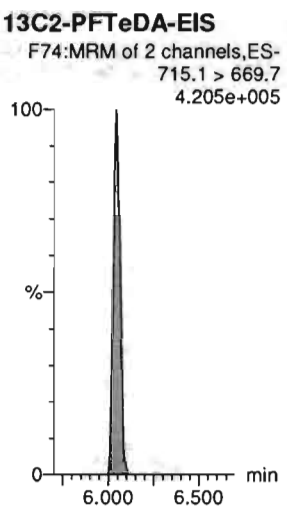

13C2-PFTeDA-EIS



Dataset: D:\PFAS5.PRO\RESULTS\200330P1\200330P1-CRV.qld

Last Altered: Tuesday, March 31, 2020 08:55:02 Pacific Daylight Time
Printed: Tuesday, March 31, 2020 08:56:15 Pacific Daylight Time

Name: 200330P1-13, Date: 30-Mar-2020, Time: 17:29:15, ID: ST200330P1-9 PFC CS6 20C2309, Description: PFC CS6 20C2309

N-EtFOSA

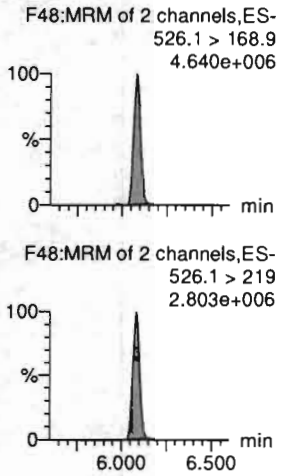

PFHxDA

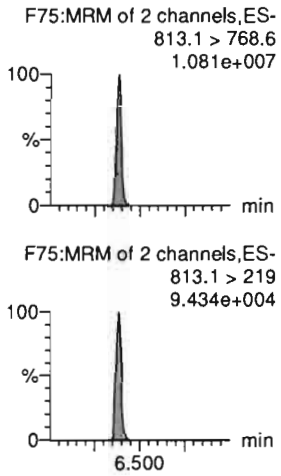

PFODA

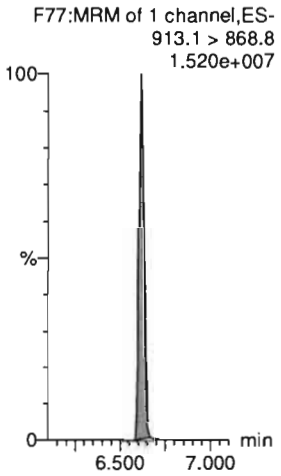

N-MeFOSE

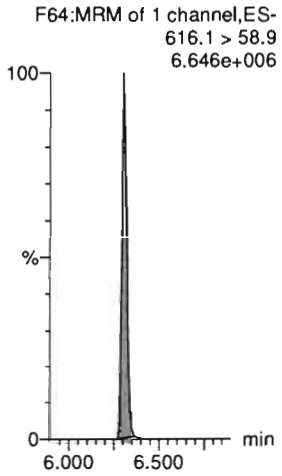

N-EtFOSE

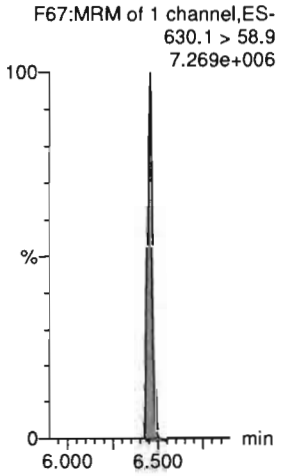

13C3-PFBA-RSD



d5-N-ETFOSA-EIS

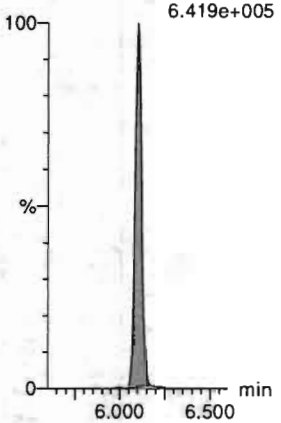

13C2-PFHxDA-EIS



13C2-PFHxDA-EIS

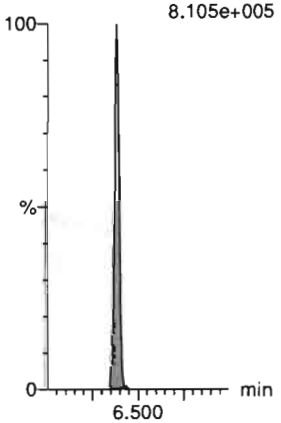

d7-N-MeFOSE-EIS

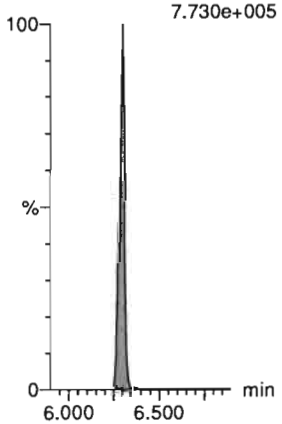

d9-N-EtFOSE-EIS



13C3-PFPeA-RSD

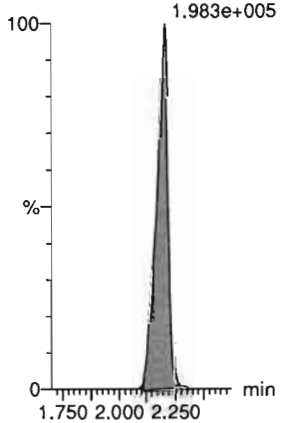

Dataset: D:\PFAS5.PRO\RESULTS\200330P1\200330P1-CRV.qld

Last Altered: Tuesday, March 31, 2020 08:55:02 Pacific Daylight Time
Printed: Tuesday, March 31, 2020 08:56:15 Pacific Daylight Time

Name: 200330P1-13, Date: 30-Mar-2020, Time: 17:29:15, ID: ST200330P1-9 PFC CS6 20C2309, Description: PFC CS6 20C2309

13C3-PFBS-RSD
F12:MRM of 1 channel,ES-
302.0 > 98.8
2.204e+004



13C3-HFPO-DA-RSD
F10:MRM of 2 channels,ES-
287.0 > 168.9
1.105e+005

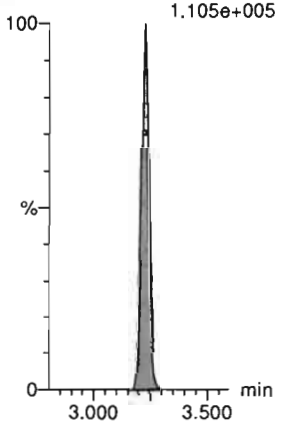

13C2-4:2 FTS-RSD
F17:MRM of 2 channels,ES-
329.0 > 79.7
2.938e+004

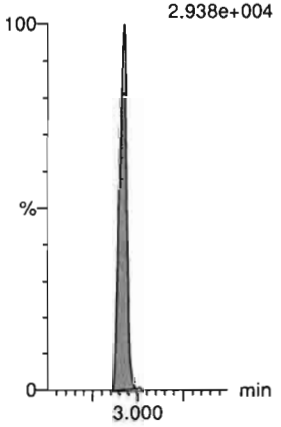

13C2-PFHxA-RSD
F14:MRM of 1 channel,ES-
315.0 > 270.0
5.177e+005

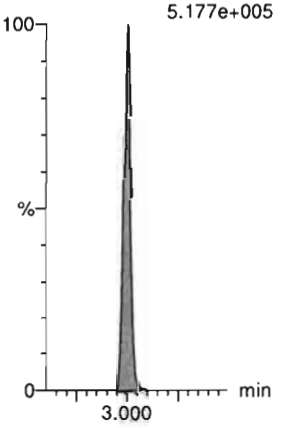

13C4-PFHpA-RSD
F21:MRM of 1 channel,ES-
367.2 > 321.8
3.400e+005

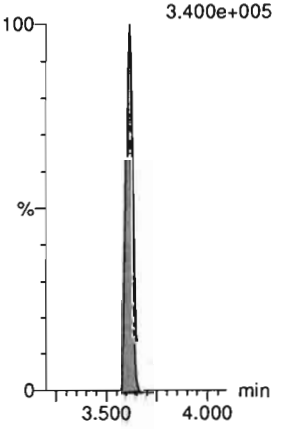

13C3-PFHxS-RSD
F24:MRM of 1 channel,ES-
401.8 > 79.7
6.561e+004

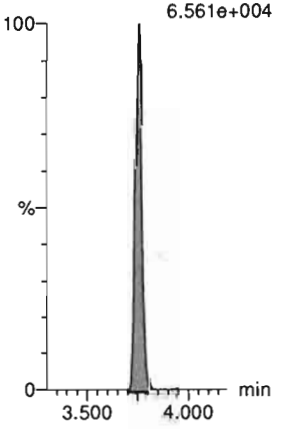

13C2-6:2 FTS-RSD
F30:MRM of 1 channel,ES-
429.0 > 79.7
3.278e+004

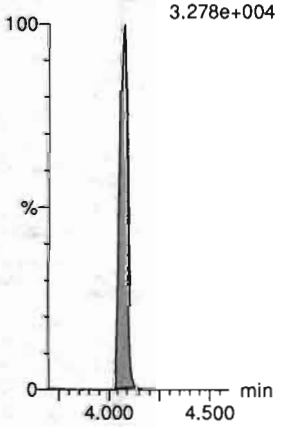

13C5-PFNA-RSD
F35:MRM of 1 channel,ES-
468.2 > 422.9
3.608e+005

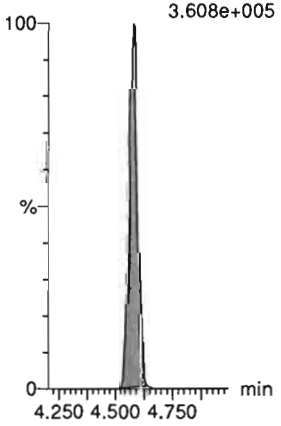

13C8-PFOSA-RSD
F41:MRM of 1 channel,ES-
506 > 78
1.054e+005

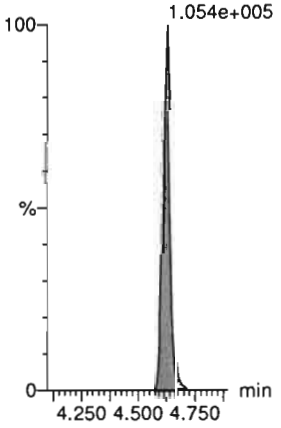

13C2-PFOA-RSD
F27:MRM of 1 channel,ES-
414.9 > 369.7
3.705e+005

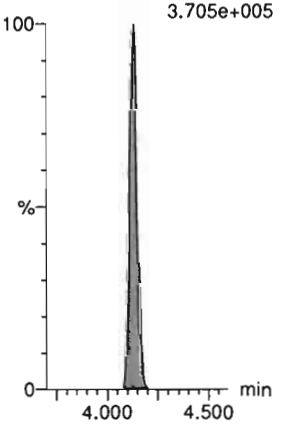

13C8-PFOS-RSD
F42:MRM of 1 channel,ES-
507.0 > 79.7
7.564e+004



13C2-PFDA-RSD
F45:MRM of 1 channel,ES-
515.1 > 469.9
4.377e+005



Dataset: D:\PFAS5.PRO\RESULTS\200330P1\200330P1-CRV.qld

Last Altered: Tuesday, March 31, 2020 08:55:02 Pacific Daylight Time
Printed: Tuesday, March 31, 2020 08:56:15 Pacific Daylight Time

Name: 200330P1-13, Date: 30-Mar-2020, Time: 17:29:15, ID: ST200330P1-9 PFC CS6 20C2309, Description: PFC CS6 20C2309

13C2-8:2 FTS-RSD
F50:MRM of 1 channel,ES-
529 > 79.7
2.976e+004

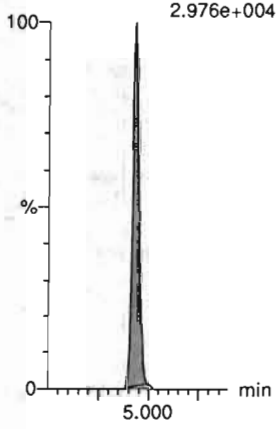

d3-N-MeFOSAA-RSD
F58:MRM of 1 channel,ES-
573.3 > 419
6.698e+004

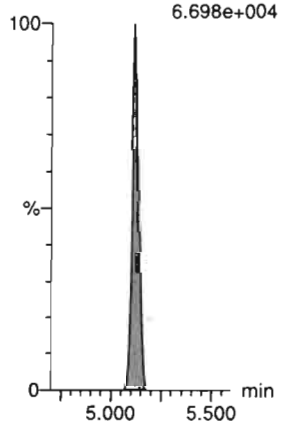

13C2-PFUdA-RSD
F55:MRM of 1 channel,ES-
565 > 519.8
4.536e+005



d5-N-EtFOSAA-RSD
F60:MRM of 1 channel,ES-
589.3 > 419
8.251e+004



13C2-PFDoA-RSD
F63:MRM of 1 channel,ES-
614.7 > 569.7
4.408e+005

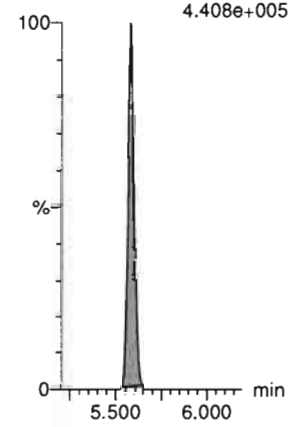

13C2-10:2 FTS-RSD
F69:MRM of 1 channel,ES-
632.9 > 80.0
2.209e+004

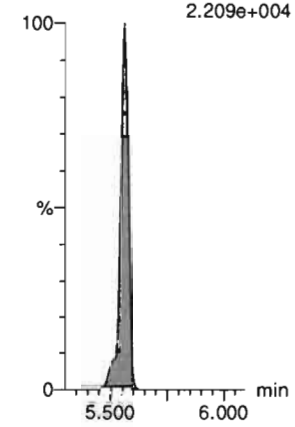

d3-N-MeFOSA-RSD
F46:MRM of 1 channel,ES-
515.2 > 168.9
4.214e+005

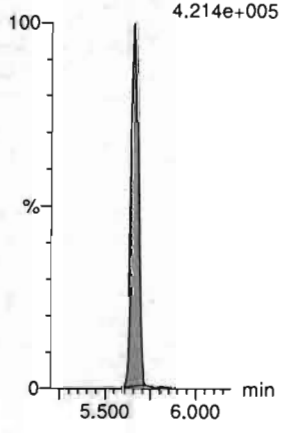

13C2-PFTeDA-RSD
F74:MRM of 2 channels,ES-
715.1 > 669.7
4.205e+005

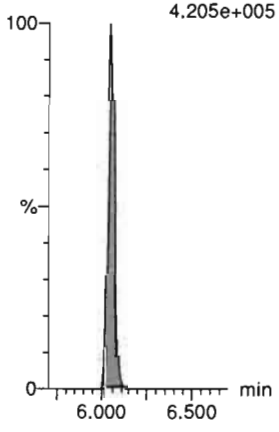

d5-N-ETFOSA-RSD
F52:MRM of 1 channel,ES-
531.1 > 168.9
6.419e+005

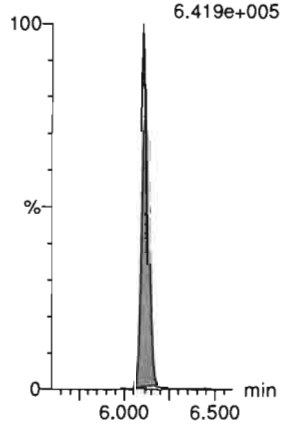

13C2-PFHxDA-RSD
F76:MRM of 1 channel,ES-
815 > 769.7
8.105e+005



d9-N-EtFOSE-RSD
F70:MRM of 1 channel,ES-
639.2 > 58.8
8.322e+005

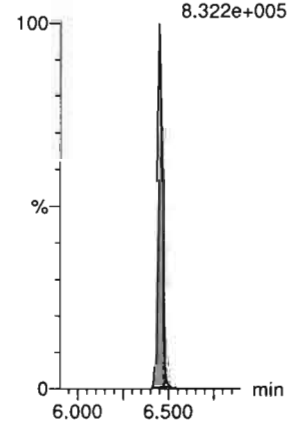

d7-N-MeFOSE-RSD
F65:MRM of 1 channel,ES-
623.1 > 58.9
7.730e+005

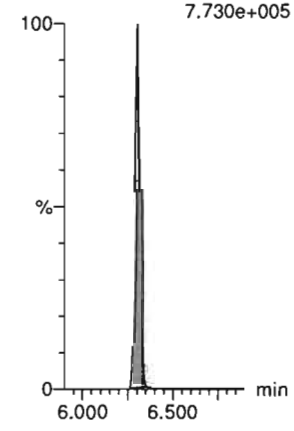

Dataset: D:\PFAS5.PRO\RESULTS\200330P1\200330P1-CRV.qld

Last Altered: Tuesday, March 31, 2020 08:55:02 Pacific Daylight Time
Printed: Tuesday, March 31, 2020 08:56:15 Pacific Daylight Time

Name: 200330P1-13, Date: 30-Mar-2020, Time: 17:29:15, ID: ST200330P1-9 PFC CS6 20C2309, Description: PFC CS6 20C2309

13C4-PFBA



13C5-PFHxA

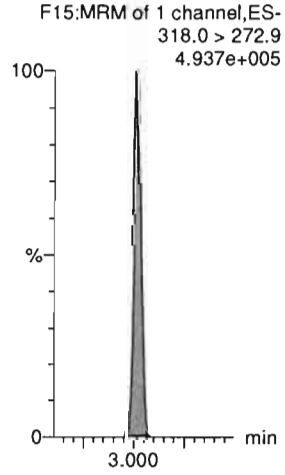

13C8-PFOA

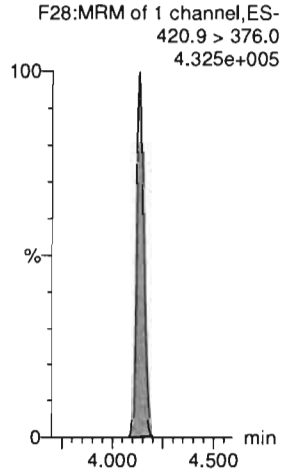

18O2-PFHxS



13C9-PFNA

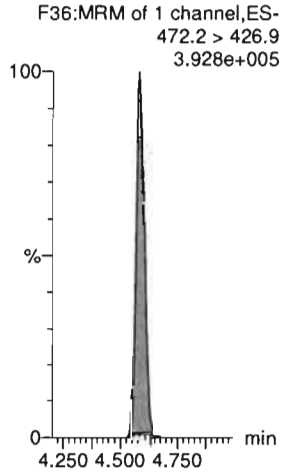

13C4-PFOS



13C6-PFDA



13C7-PFUdA

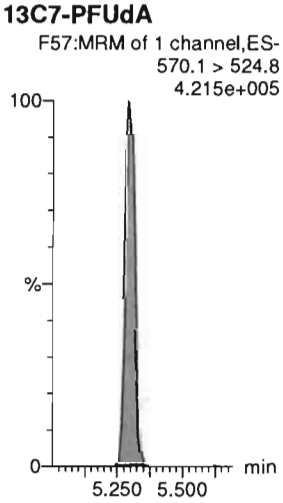

Dataset: D:\PFAS5.PRO\RESULTS\200330P1\200330P1-CRV.qld

Last Altered: Tuesday, March 31, 2020 08:55:02 Pacific Daylight Time
Printed: Tuesday, March 31, 2020 08:56:15 Pacific Daylight Time

Name: 200330P1-14, Date: 30-Mar-2020, Time: 17:39:43, ID: ST200330P1-10 PFC CS7 20C2310, Description: PFC CS7 20C2310

PFBA

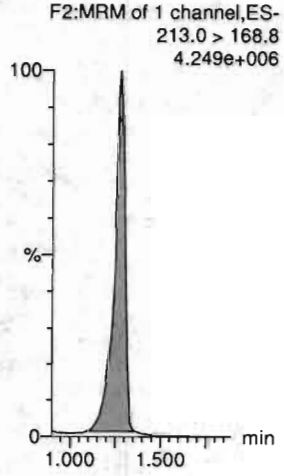

PFPrS

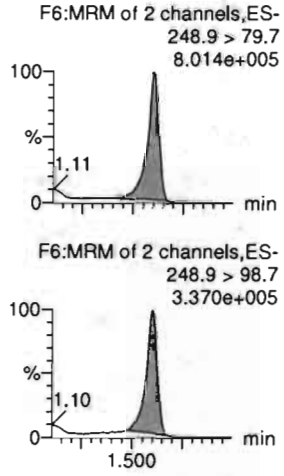

3:3 FTCA

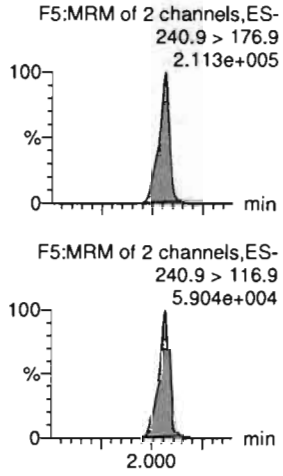

PFPeA

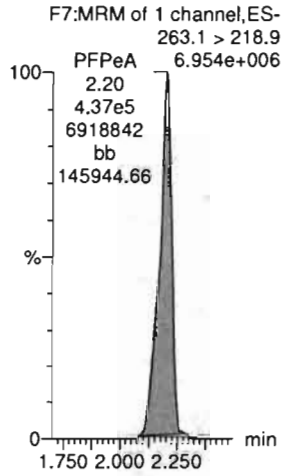

PFBS

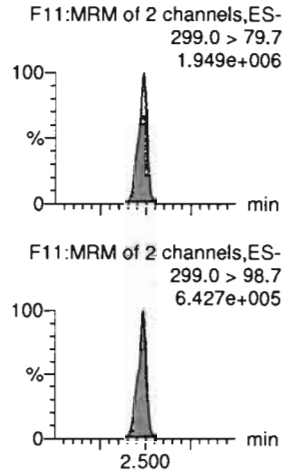

4:2 FTS

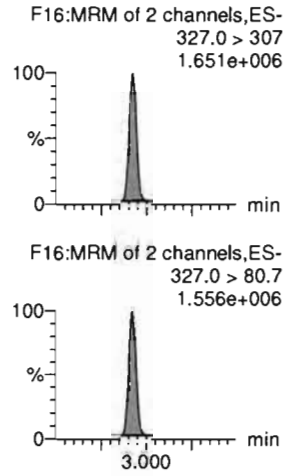

13C3-PFBA-EIS

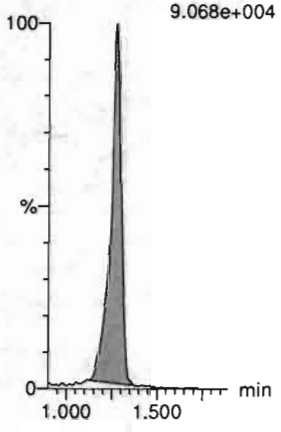

13C3-PFBS-EIS



13C3-PFPeA-EIS

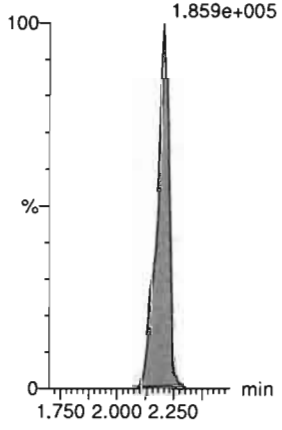

13C3-PFPeA-EIS

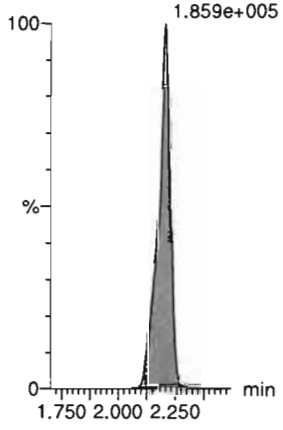

13C3-PFBS-EIS

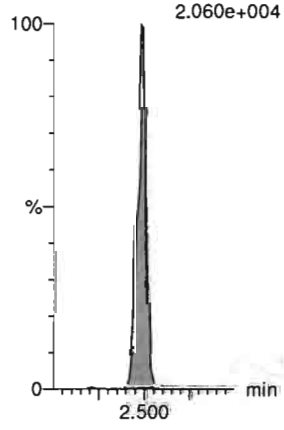

13C2-4:2 FTS-EIS



Dataset: D:\PFAS5.PRO\RESULTS\200330P1\200330P1-CRV.qld

Last Altered: Tuesday, March 31, 2020 08:55:02 Pacific Daylight Time
Printed: Tuesday, March 31, 2020 08:56:15 Pacific Daylight Time

Name: 200330P1-14, Date: 30-Mar-2020, Time: 17:39:43, ID: ST200330P1-10 PFC CS7 20C2310, Description: PFC CS7 20C2310

PFHxA

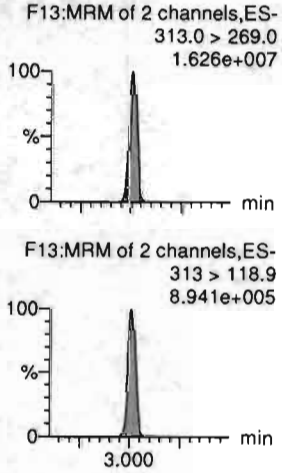

PFPeS

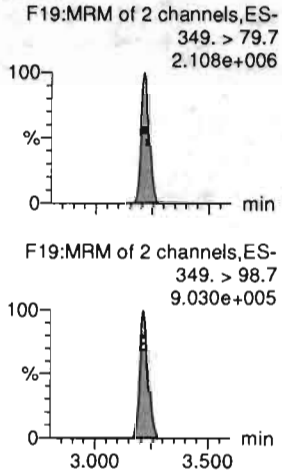

HFPO-DA

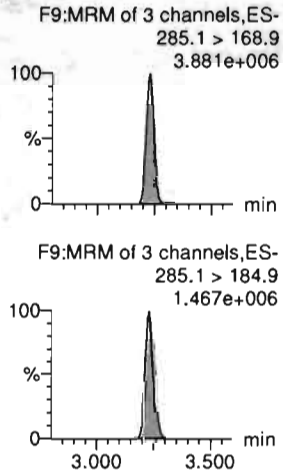

5:3 FTCA

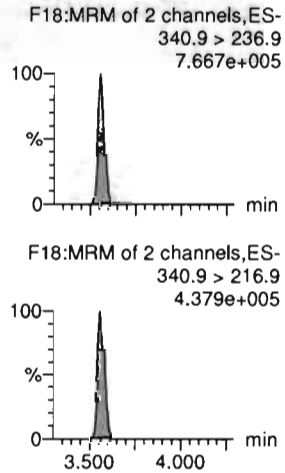

PFHpA

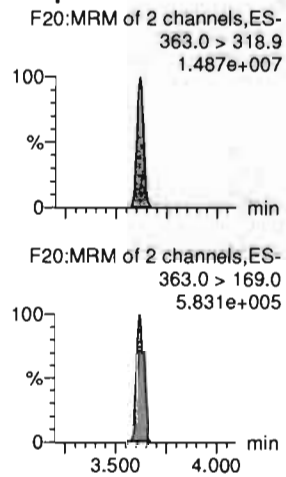

ADONA

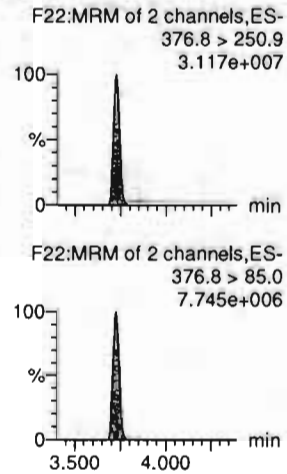

13C2-PFHxA-EIS

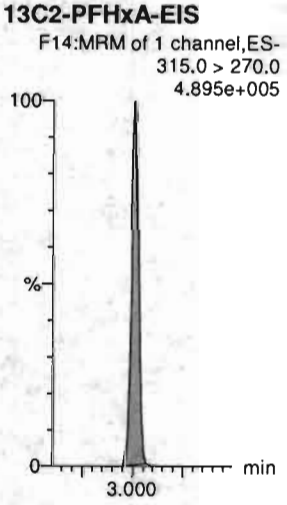

13C3-PFBS-EIS

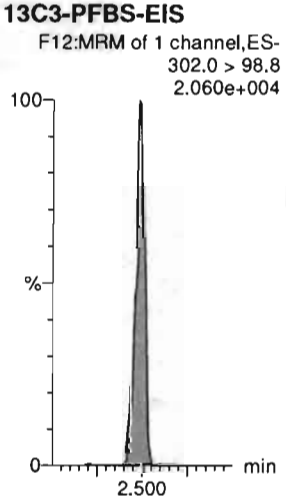

13C3-HFPO-DA-EIS

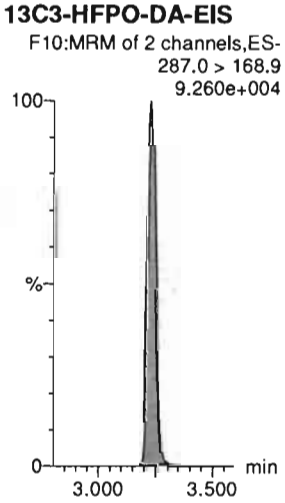

13C4-PFHpA-EIS

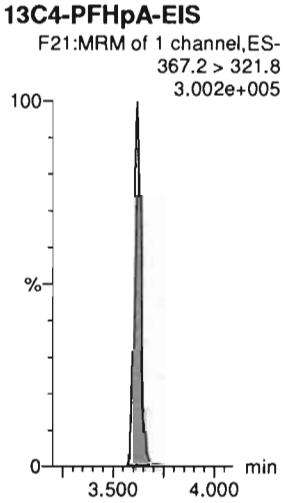

13C4-PFHpA-EIS

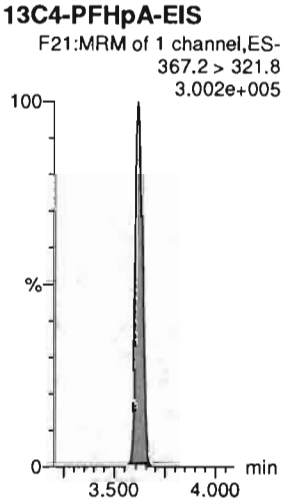

13C4-PFHpA-EIS

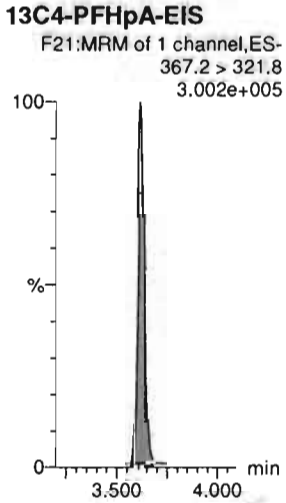

Dataset: D:\PFAS5.PRO\RESULTS\200330P1\200330P1-CRV.qld

Last Altered: Tuesday, March 31, 2020 08:55:02 Pacific Daylight Time
Printed: Tuesday, March 31, 2020 08:56:15 Pacific Daylight Time

Name: 200330P1-14, Date: 30-Mar-2020, Time: 17:39:43, ID: ST200330P1-10 PFC CS7 20C2310, Description: PFC CS7 20C2310

L-PFHxS

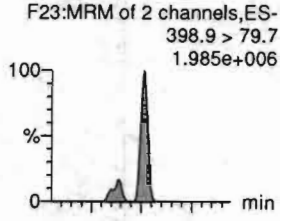

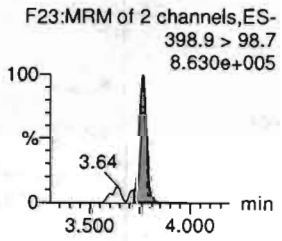

6:2 FTS

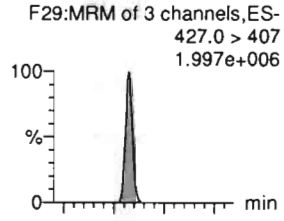

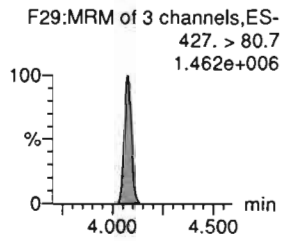

L-PFOA

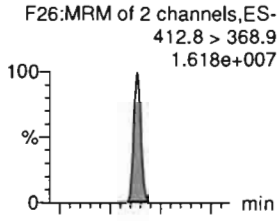

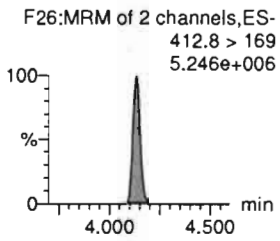

PFEChS

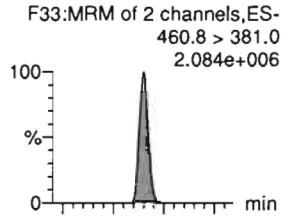

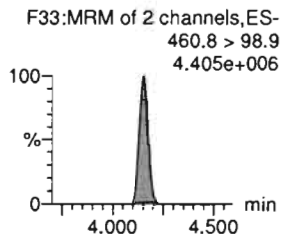

PFHpS

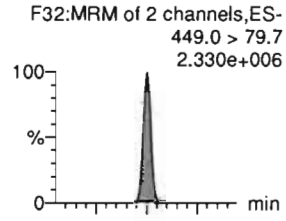

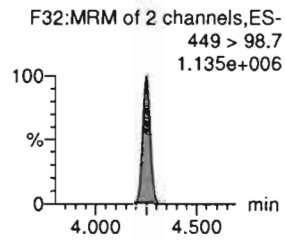

7:3 FTCA

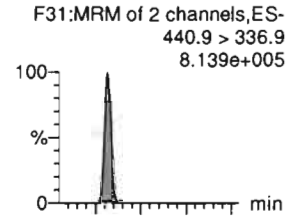

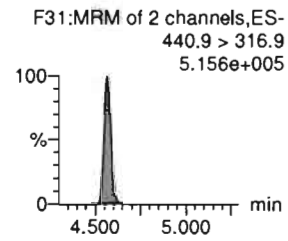

13C3-PFHxS-EIS

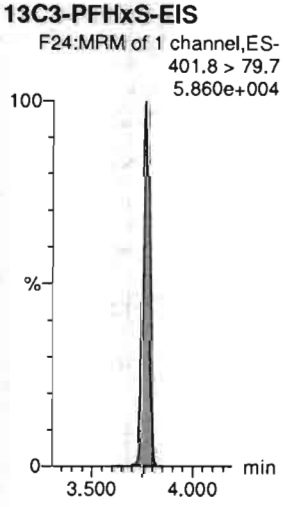

13C2-6:2 FTS-EIS



13C2-PFOA-EIS

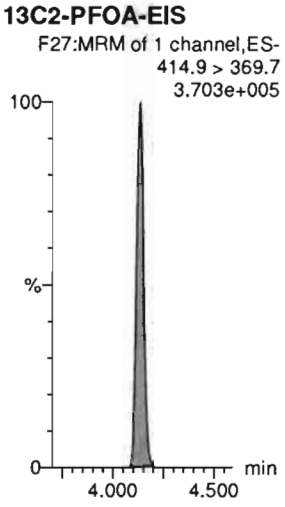

13C2-PFOA-EIS

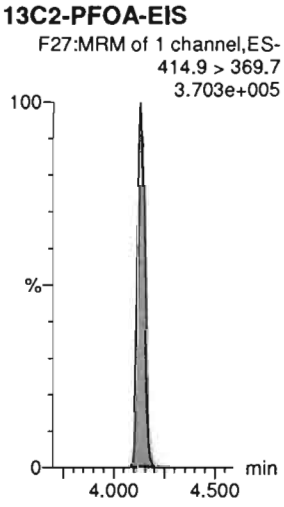

13C8-PFOS-EIS

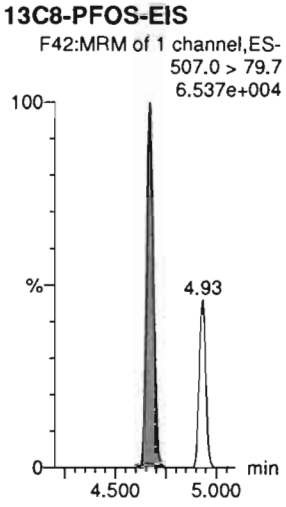

13C5-PFNA-EIS



Dataset: D:\PFAS5.PRO\RESULTS\200330P1\200330P1-CRV.qld

Last Altered: Tuesday, March 31, 2020 08:55:02 Pacific Daylight Time
Printed: Tuesday, March 31, 2020 08:56:15 Pacific Daylight Time

Name: 200330P1-14, Date: 30-Mar-2020, Time: 17:39:43, ID: ST200330P1-10 PFC CS7 20C2310, Description: PFC CS7 20C2310

PFNA

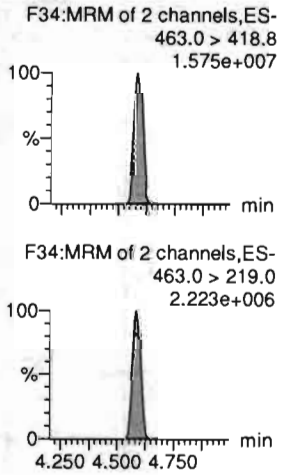

PFOSA

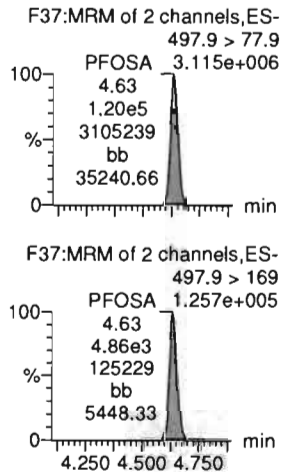

L-PFOS

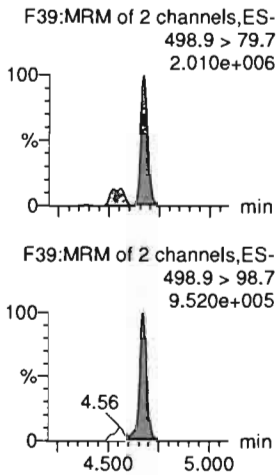

9Cl-PF30NS

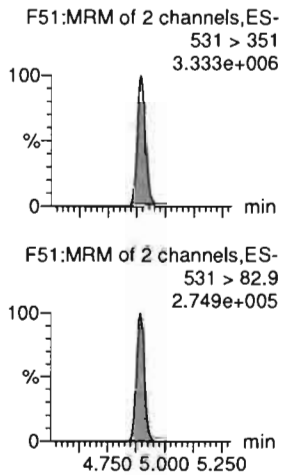

PFDA

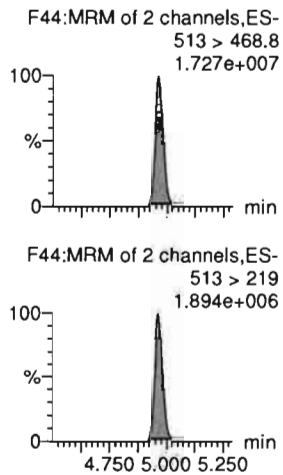

8:2 FTS

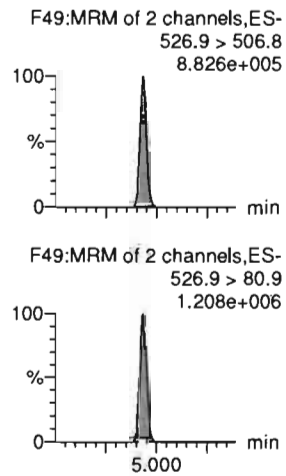

13C5-PFNA-EIS

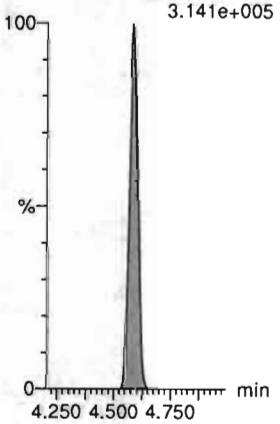

13C8-PFOSA-EIS

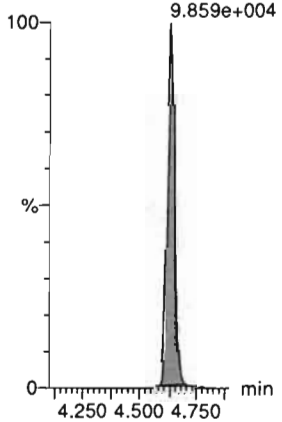

13C8-PFOS-EIS

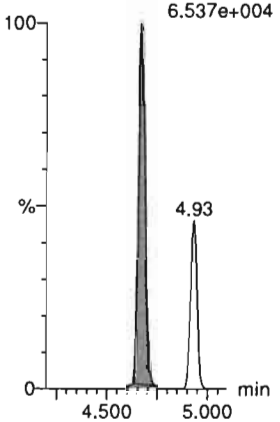

13C8-PFOS-EIS

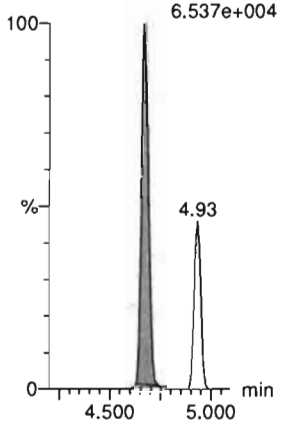

13C2-PFDA-EIS

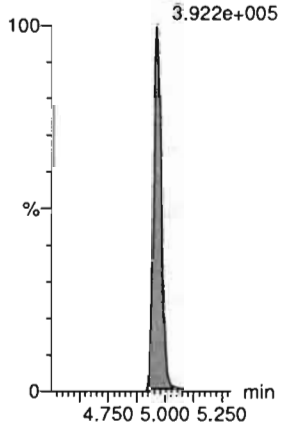

13C2-8:2 FTS-EIS



Dataset: D:\PFAS5.PRO\RESULTS\200330P1\200330P1-CRV.qld

Last Altered: Tuesday, March 31, 2020 08:55:02 Pacific Daylight Time
Printed: Tuesday, March 31, 2020 08:56:15 Pacific Daylight Time

Name: 200330P1-14, Date: 30-Mar-2020, Time: 17:39:43, ID: ST200330P1-10 PFC CS7 20C2310, Description: PFC CS7 20C2310

PFNS

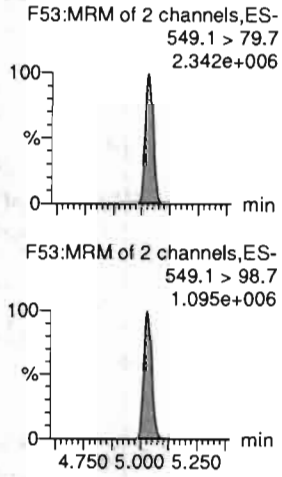

L-MeFOSAA

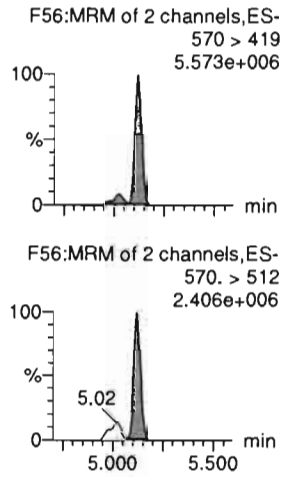

L-EtFOSAA

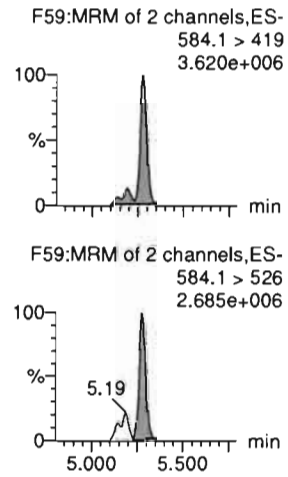

PFUdA

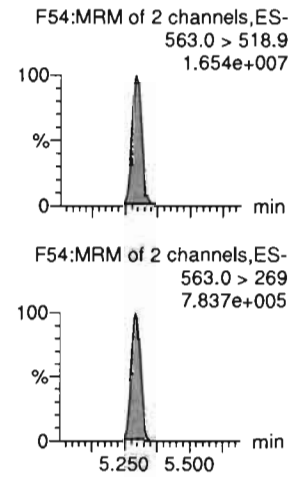

PFDS

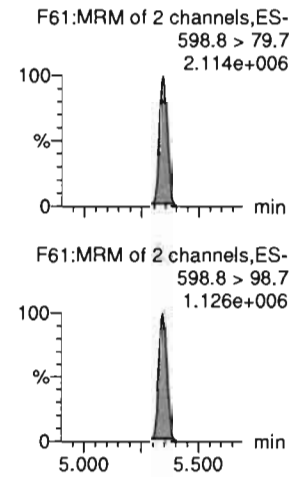

11Cl-PF30UdS

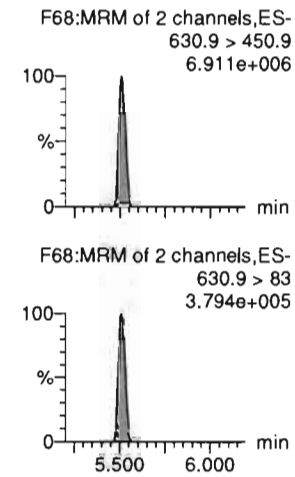

13C8-PFOS-EIS

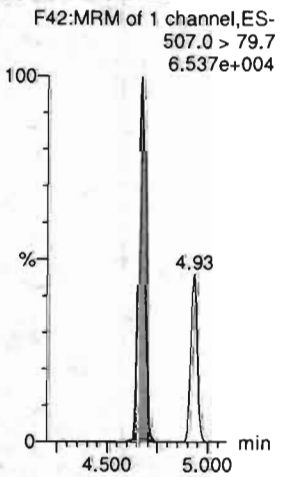

d3-N-MeFOSAA-EIS



d5-N-EtFOSAA-EIS

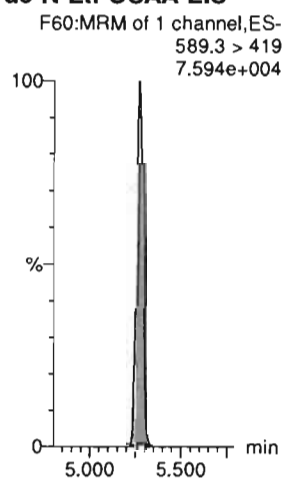

13C2-PFUdA-EIS

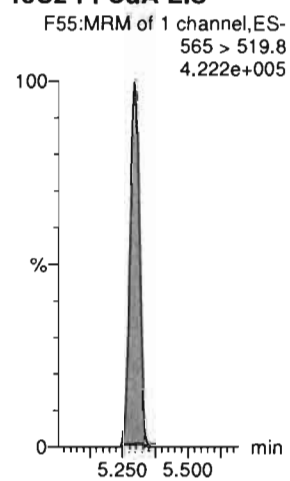

13C8-PFOS-EIS

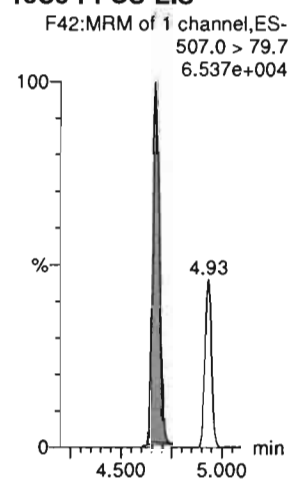

13C2-PFDoA-EIS

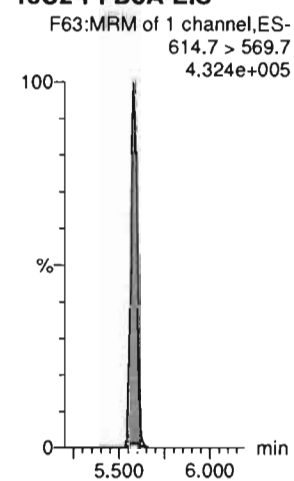

Dataset: D:\PFAS5.PRO\RESULTS\200330P1\200330P1-CRV.qld

Last Altered: Tuesday, March 31, 2020 08:55:02 Pacific Daylight Time
Printed: Tuesday, March 31, 2020 08:56:15 Pacific Daylight Time

Name: 200330P1-14, Date: 30-Mar-2020, Time: 17:39:43, ID: ST200330P1-10 PFC CS7 20C2310, Description: PFC CS7 20C2310

10:2 FTS
F66:MRM of 2 channels,ES-
626.9 > 607
1.449e+006

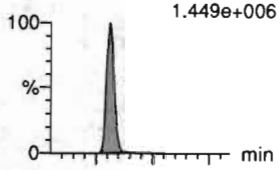

F66:MRM of 2 channels,ES-
626.9 > 80.7
1.303e+006

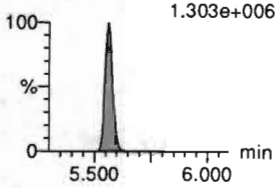

PFDoA
F62:MRM of 4 channels,ES-
612.9 > 569.0
1.670e+007

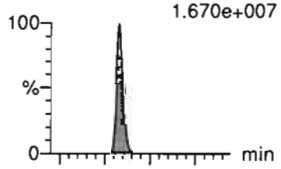

F62:MRM of 4 channels,ES-
612.9 > 318.8
1.622e+006

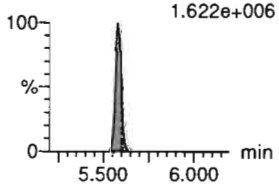

N-MeFOSA
F43:MRM of 2 channels,ES-
512.1 > 168.9
6.406e+006

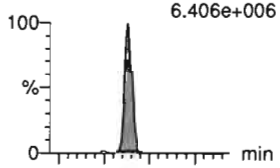

F43:MRM of 2 channels,ES-
512.1 > 219
3.933e+006

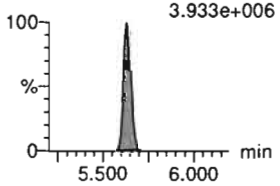

PFTrDA
F71:MRM of 2 channels,ES-
662.9 > 618.9
1.788e+007

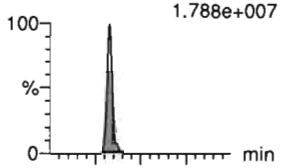

F71:MRM of 2 channels,ES-
662.9 > 319
3.356e+005

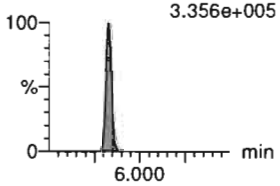

PFDoS
F72:MRM of 2 channels,ES-
698.8 > 79.7
2.227e+006

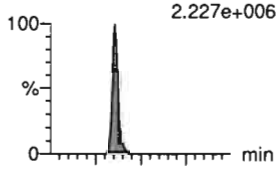

F72:MRM of 2 channels,ES-
698.8 > 98.7
7.754e+005

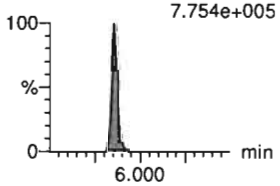

PFTeDA
F73:MRM of 2 channels,ES-
713.0 > 669.0
1.645e+007

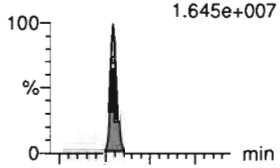

F73:MRM of 2 channels,ES-
713. > 369.0
1.038e+006

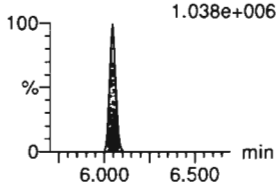

13C2-10:2 FTS-EIS
F69:MRM of 1 channel,ES-
632.9 > 80.0
2.030e+004

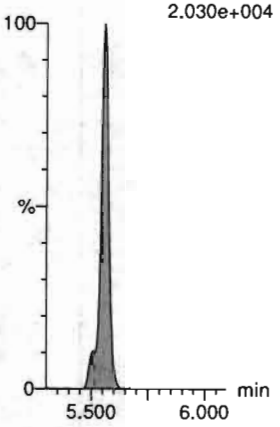

13C2-PFDoA-EIS
F63:MRM of 1 channel,ES-
614.7 > 569.7
4.324e+005

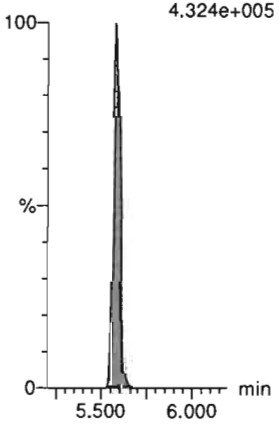

d3-N-MeFOSA-EIS
F46:MRM of 1 channel,ES-
515.2 > 168.9
4.228e+005

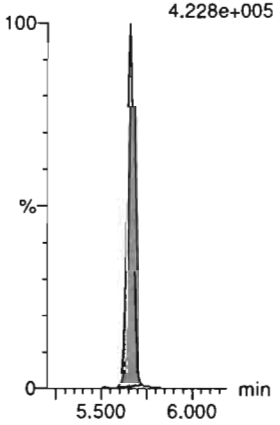

13C2-PFDoA-EIS
F63:MRM of 1 channel,ES-
614.7 > 569.7
4.324e+005

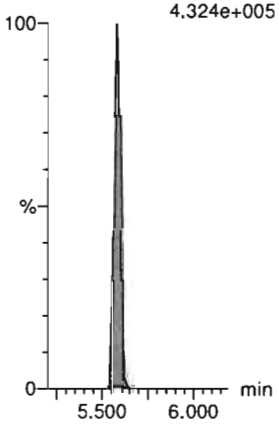

13C2-PFTeDA-EIS
F74:MRM of 2 channels,ES-
715.1 > 669.7
4.228e+005

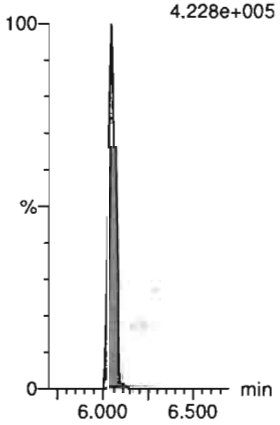

13C2-PFTeDA-EIS
F74:MRM of 2 channels,ES-
715.1 > 669.7
4.228e+005



Dataset: D:\PFAS5.PRO\RESULTS\200330P1\200330P1-CRV.qld

Last Altered: Tuesday, March 31, 2020 08:55:02 Pacific Daylight Time
Printed: Tuesday, March 31, 2020 08:56:15 Pacific Daylight Time

Name: 200330P1-14, Date: 30-Mar-2020, Time: 17:39:43, ID: ST200330P1-10 PFC CS7 20C2310, Description: PFC CS7 20C2310

N-EtFOSA

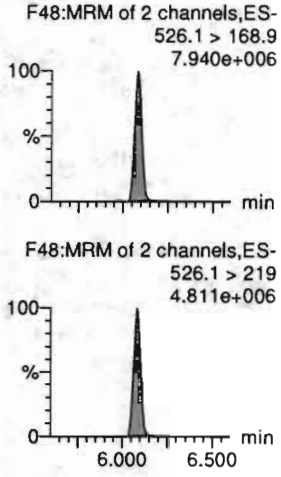

PFHxDA

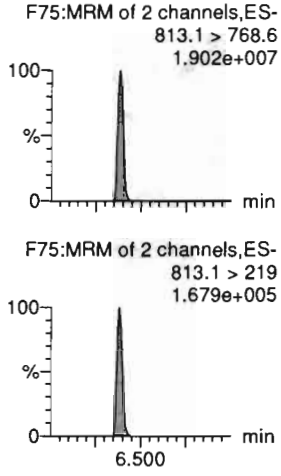

PFODA

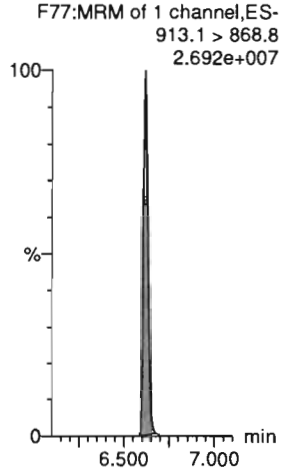

N-MeFOSE



N-EtFOSE



13C3-PFBA-RSD

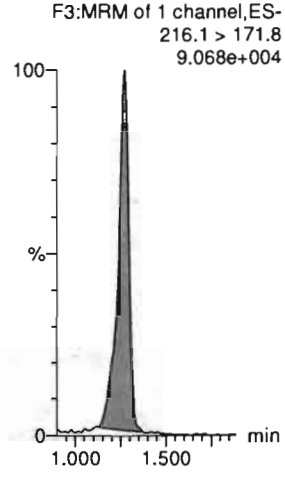

d5-N-ETFOSA-EIS



13C2-PFHxDA-EIS

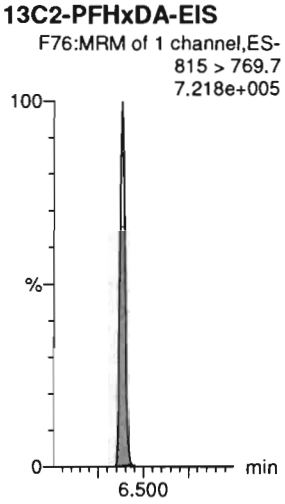

13C2-PFHxDA-EIS

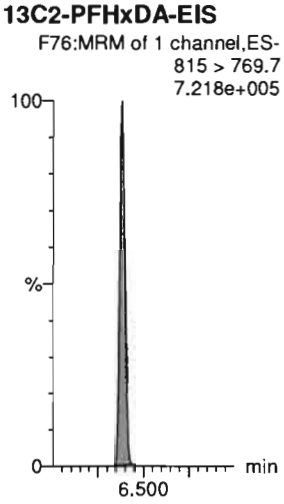

d7-N-MeFOSE-EIS



d9-N-EtFOSE-EIS

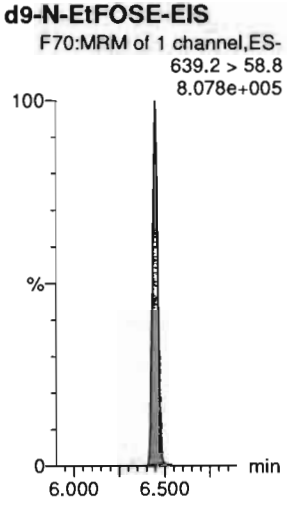

13C3-PFPeA-RSD

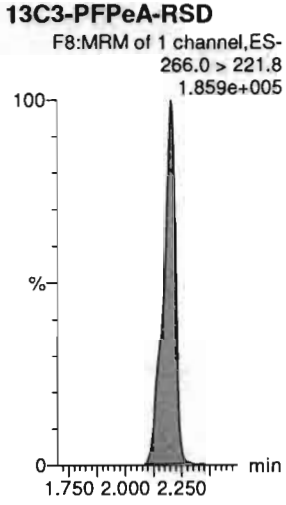

Dataset: D:\PFAS5.PRO\RESULTS\200330P1\200330P1-CRV.qld

Last Altered: Tuesday, March 31, 2020 08:55:02 Pacific Daylight Time
Printed: Tuesday, March 31, 2020 08:56:15 Pacific Daylight Time

Name: 200330P1-14, Date: 30-Mar-2020, Time: 17:39:43, ID: ST200330P1-10 PFC CS7 20C2310, Description: PFC CS7 20C2310

13C3-PFBS-RSD
F12:MRM of 1 channel,ES-
302.0 > 98.8
2.060e+004

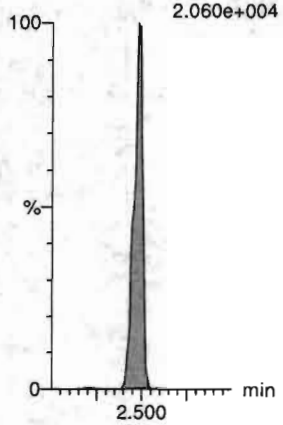

13C3-HFPO-DA-RSD
F10:MRM of 2 channels,ES-
287.0 > 168.9
9.260e+004

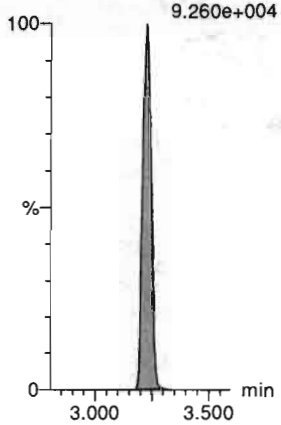

13C2-4:2 FTS-RSD
F17:MRM of 2 channels,ES-
329.0 > 79.7
3.099e+004



13C2-PFHxA-RSD
F14:MRM of 1 channel,ES-
315.0 > 270.0
4.895e+005



13C4-PFHpA-RSD
F21:MRM of 1 channel,ES-
367.2 > 321.8
3.002e+005



13C3-PFHxS-RSD
F24:MRM of 1 channel,ES-
401.8 > 79.7
5.860e+004



13C2-6:2 FTS-RSD
F30:MRM of 1 channel,ES-
429.0 > 79.7
2.935e+004

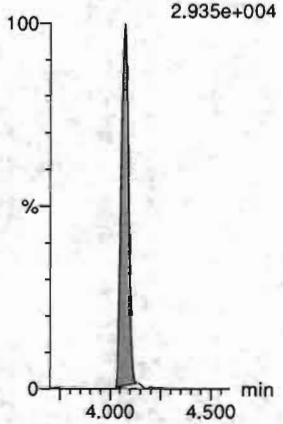

13C5-PFNA-RSD
F35:MRM of 1 channel,ES-
468.2 > 422.9
3.141e+005



13C8-PFOSA-RSD
F41:MRM of 1 channel,ES-
506 > 78
9.859e+004

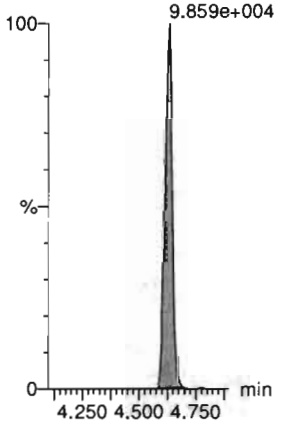

13C2-PFOA-RSD
F27:MRM of 1 channel,ES-
414.9 > 369.7
3.703e+005

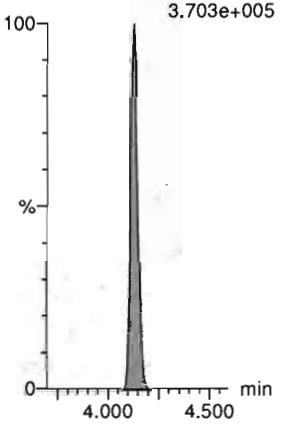

13C8-PFOS-RSD
F42:MRM of 1 channel,ES-
507.0 > 79.7
6.537e+004

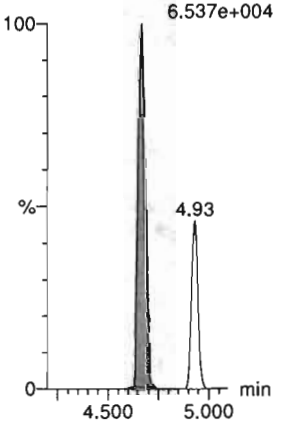

13C2-PFDA-RSD
F45:MRM of 1 channel,ES-
515.1 > 469.9
3.922e+005

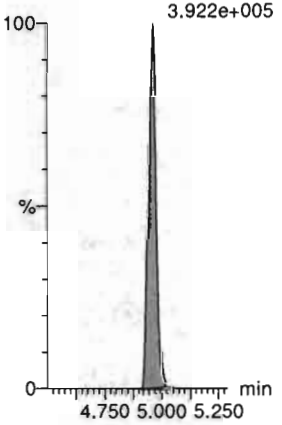

Dataset: D:\PFAS5.PRO\RESULTS\200330P1\200330P1-CRV.qld

Last Altered: Tuesday, March 31, 2020 08:55:02 Pacific Daylight Time
Printed: Tuesday, March 31, 2020 08:56:15 Pacific Daylight Time

Name: 200330P1-14, Date: 30-Mar-2020, Time: 17:39:43, ID: ST200330P1-10 PFC CS7 20C2310, Description: PFC CS7 20C2310

13C2-8:2 FTS-RSD
F50:MRM of 1 channel,ES-
529 > 79.7
2.750e+004



d3-N-MeFOSAA-RSD
F58:MRM of 1 channel,ES-
573.3 > 419
6.145e+004



13C2-PFUdA-RSD
F55:MRM of 1 channel,ES-
565 > 519.8
4.222e+005



d5-N-EtFOSAA-RSD
F60:MRM of 1 channel,ES-
589.3 > 419
7.594e+004

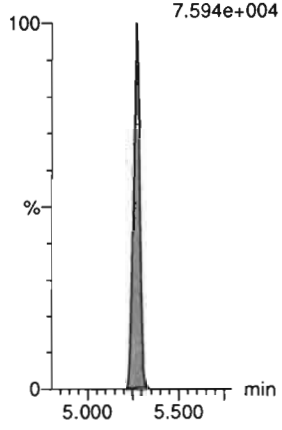

13C2-PFDoA-RSD
F63:MRM of 1 channel,ES-
614.7 > 569.7
4.324e+005

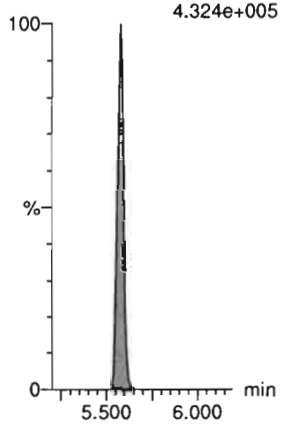

13C2-10:2 FTS-RSD
F69:MRM of 1 channel,ES-
632.9 > 80.0
2.030e+004



d3-N-MeFOSA-RSD
F46:MRM of 1 channel,ES-
515.2 > 168.9
4.228e+005

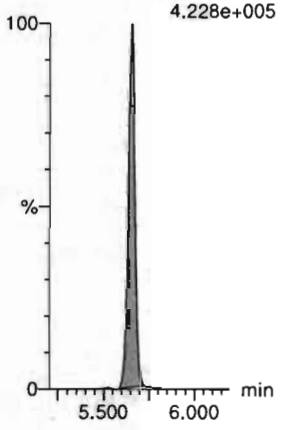

13C2-PFTeDA-RSD
F74:MRM of 2 channels,ES-
715.1 > 669.7
4.228e+005



d5-N-ETFOSA-RSD
F52:MRM of 1 channel,ES-
531.1 > 168.9
5.759e+005

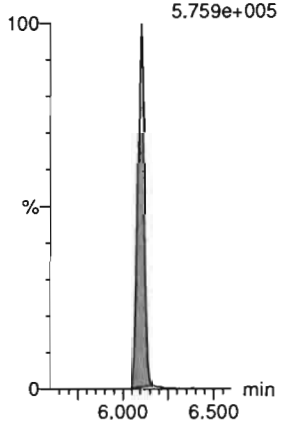

13C2-PFHxDA-RSD
F76:MRM of 1 channel,ES-
815 > 769.7
7.218e+005

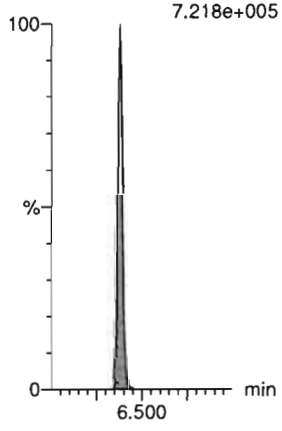

d9-N-EtFOSE-RSD
F70:MRM of 1 channel,ES-
639.2 > 58.8
8.078e+005



d7-N-MeFOSE-RSD
F65:MRM of 1 channel,ES-
623.1 > 58.9
6.635e+005

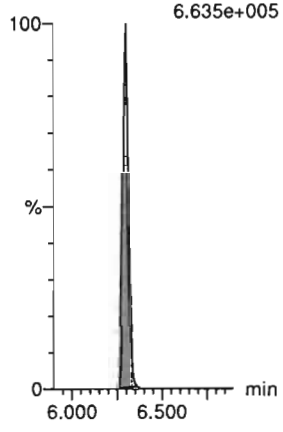

Dataset: D:\PFAS5.PRO\RESULTS\200330P1\200330P1-CRV.qld

Last Altered: Tuesday, March 31, 2020 08:55:02 Pacific Daylight Time
Printed: Tuesday, March 31, 2020 08:56:15 Pacific Daylight Time

Name: 200330P1-14, Date: 30-Mar-2020, Time: 17:39:43, ID: ST200330P1-10 PFC CS7 20C2310, Description: PFC CS7 20C2310

13C4-PFBA

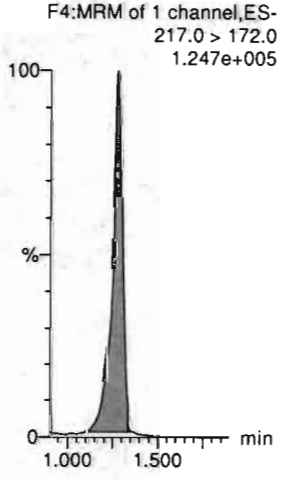

13C5-PFHxA

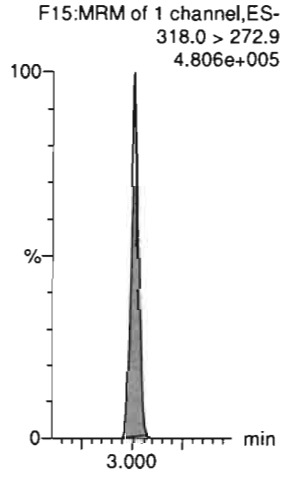

13C8-PFOA

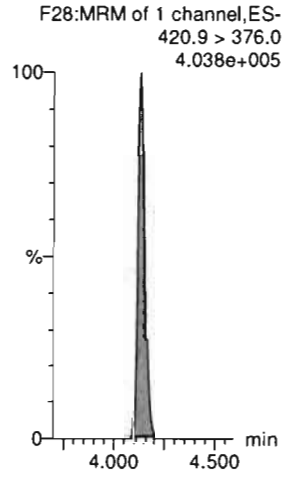

18O2-PFHxS



13C9-PFNA

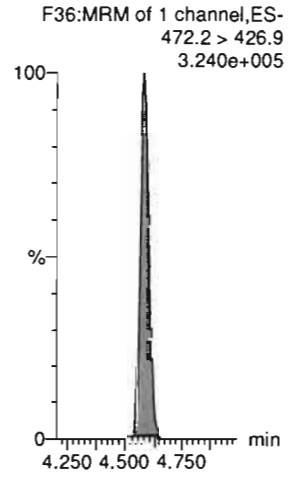

13C4-PFOS

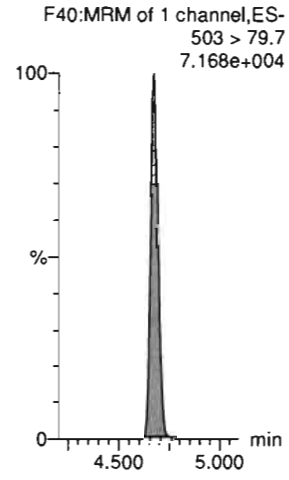

13C6-PFDA

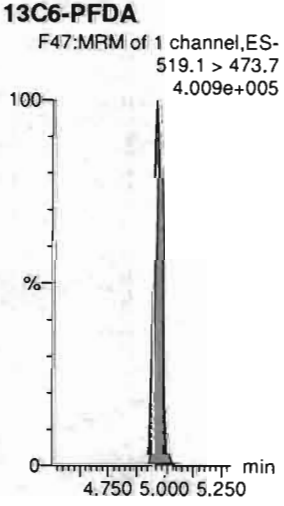

13C7-PFUdA

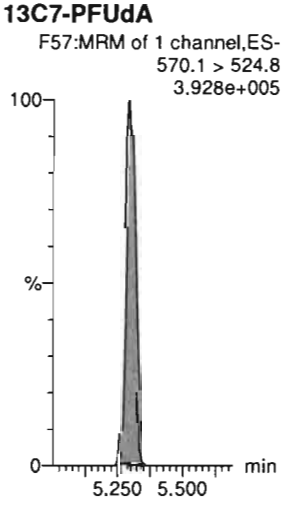

Dataset: Untitled

Last Altered: Tuesday, March 31, 2020 09:55:59 Pacific Daylight Time
Printed: Tuesday, March 31, 2020 09:56:25 Pacific Daylight Time

B. P. 03/31/2020
(A) not in ICV

Name: 200330P1-16, Date: 30-Mar-2020, Time: 18:00:45, ID: ICV200330P1-1 PFC ICV 20C2311, Description: PFC ICV 20C2311

	#	Name	Trace	Area	IS Area	wt/vol	RT	Response	Std. Conc	Conc.	%Rec	Recovery ...	Ion Ratio	Ratio Out?
1	1	PFBA	213.0 > 168.8	6130.505	6618.736	0.000	1.25	11.578	10.000	10.1	101.1	NO		
2	2	PFPrS	248.9 > 79.7		1369.523	0.000			10.000		(A)	NO		YES
3	3	3:3 FTCA	240.9 > 176.9		11928.199	0.000			10.000			NO		YES
4	4	PFPeA	263.1 > 218.9	9823.104	11928.199	0.000	2.18	10.294	10.000	10.5	105.2	NO		
5	5	PFBS	299.0 > 79.7	2231.232	1369.523	0.000	2.46	20.365	8.840	8.79	99.4	NO	3.286	NO
6	6	4:2 FTS	327.0 > 307	2199.597	1987.125	0.000	2.90	13.837	9.360	9.61	102.7	NO	1.030	NO
7	47	13C3-PFBA-EIS	216.1 > 171.8	6618.736		0.000	1.25	6618.736	12.500	12.4	99.4	NO		
8	51	13C3-PFBS-EIS	302.0 > 98.8	1369.523		0.000	2.46	1369.523	12.500	13.0	103.8	NO		
9	49	13C3-PFPeA-EIS	266.0 > 221.8	11928.199		0.000	2.18	11928.199	12.500	12.3	98.8	NO		
10	49	13C3-PFPeA-EIS	266.0 > 221.8	11928.199		0.000	2.18	11928.199	12.500	12.3	98.8	NO		
11	51	13C3-PFBS-EIS	302.0 > 98.8	1369.523		0.000	2.46	1369.523	12.500	13.0	103.8	NO		
12	55	13C2-4:2 FTS-EIS	329.0 >79.7	1987.125		0.000	2.90	1987.125	12.500	14.6	116.6	NO		
13	-1													
14	7	PFHxA	313.0 > 269.0	16603.945	21457.930	0.000	2.99	9.672	10.000	11.2	111.6	NO	17.253	NO
15	8	PFPeS	349.>79.7	2348.859	1369.523	0.000	3.19	21.439	9.360	9.24	98.7	NO	2.187	NO
16	9	HFPO-DA	285.1 > 168.9	3860.739	4609.707	0.000	3.21	10.469	10.000	10.5	105.5	NO	2.721	NO
17	10	5:3 FTCA	340.9 > 236.9		13975.072	0.000			10.000		(A)	NO		YES
18	11	PFHpA	363.0 > 318.9	13431.679	13975.072	0.000	3.60	12.014	10.000	10.1	101.2	NO	25.088	NO
19	12	ADONA	376.8 > 250.9	29507.074	13975.072	0.000	3.71	26.393	10.000	9.71	97.1	NO	3.795	NO
20	57	13C2-PFHxA-EIS	315.0 > 270.0	21457.930		0.000	2.99	21457.930	12.500	12.3	98.5	NO		
21	51	13C3-PFBS-EIS	302.0 > 98.8	1369.523		0.000	2.46	1369.523	12.500	13.0	103.8	NO		
22	53	13C3-HFPO-DA-EIS	287.0 > 168.9	4609.707		0.000	3.21	4609.707	12.500	12.9	103.1	NO		
23	59	13C4-PFHpA-EIS	367.2 > 321.8	13975.072		0.000	3.60	13975.072	12.500	13.0	103.6	NO		
24	59	13C4-PFHpA-EIS	367.2 > 321.8	13975.072		0.000	3.60	13975.072	12.500	13.0	103.6	NO		
25	59	13C4-PFHpA-EIS	367.2 > 321.8	13975.072		0.000	3.60	13975.072	12.500	13.0	103.6	NO		
26	-1													
27	13	L-PFHxS	398.9 > 79.7	2142.801	3014.091	0.000	3.75	8.887	9.120	8.46	92.8	NO	2.330	NO
28	15	6:2 FTS	427.0 > 407	2314.336	1445.247	0.000	4.05	20.017	9.480	11.2	117.6	NO	1.326	NO
29	16	L-PFOA	412.8 > 368.9	17493.141	18846.949	0.000	4.11	11.602	10.000	10.1	101.1	NO	3.033	NO
30	18	PFecHS	460.8 > 381.0		18846.949	0.000			10.000		(A)	NO		YES
31	19	PFHpS	449.0 > 79.7	2413.631	3570.907	0.000	4.24	8.449	9.480	9.50	100.2	NO	1.842	NO
32	20	7:3 FTCA	440.9 > 336.9		17811.869	0.000			10.000		(A)	NO		YES
33	61	13C3-PFHxS-EIS	401.8 > 79.7	3014.091		0.000	3.74	3014.091	12.500	15.0	120.0	NO		
34	63	13C2-6:2 FTS-EIS	429.0 >79.7	1445.247		0.000	4.06	1445.247	12.500	11.7	93.3	NO		
35	69	13C2-PFOA-EIS	414.9 > 369.7	18846.949		0.000	4.11	18846.949	12.500	13.2	105.3	NO		
36	69	13C2-PFOA-EIS	414.9 > 369.7	18846.949		0.000	4.11	18846.949	12.500	13.2	105.3	NO		

OPV 3/31/2020

Dataset: Untitled

Last Altered: Tuesday, March 31, 2020 09:55:59 Pacific Daylight Time
Printed: Tuesday, March 31, 2020 09:56:25 Pacific Daylight Time

Name: 200330P1-16, Date: 30-Mar-2020, Time: 18:00:45, ID: ICV200330P1-1 PFC ICV 20C2311, Description: PFC ICV 20C2311

	#	Name	Trace	Area	IS Area	wt/vol	RT	Response	Std. Conc	Conc.	%Rec	Recovery ...	Ion Ratio	Ratio Out?
37	71	13C8-PFOS-EIS	507.0 > 79.7	3570.907		0.000	4.66	3570.907	12.500	12.5	99.8	NO		
38	65	13C5-PFNA-EIS	468.2 > 422.9	17811.869		0.000	4.56	17811.869	12.500	13.7	109.5	NO		
39	-1													
40	21	PFNA	463.0 > 418.8	16122.864	17811.869	0.000	4.57	11.315	10.000	9.88	98.8	NO	7.002	NO
41	22	PFOSA	497.9 > 77.9	3309.184	5159.241	0.000	4.62	8.018	10.000	10.0	100.1	NO	26.943	NO
42	23	L-PFOS	498.9 > 79.7	2138.177	3570.907	0.000	4.66	7.485	9.280	8.06	86.9	NO	2.178	NO
43	25	9Cl-PF30NS	531 > 351	3403.131	3570.907	0.000	4.88	11.913	9.280	9.62	103.7	NO	13.119	NO
44	26	PFDA	513 > 468.8	18261.051	19061.605	0.000	4.95	11.975	10.000	10.0	100.0	NO	10.739	NO
45	27	8:2 FTS	526.9 > 506.8	1056.748	1439.133	0.000	4.92	9.179	9.600	10.7	112.0	NO	0.695	NO
46	65	13C5-PFNA-EIS	468.2 > 422.9	17811.869		0.000	4.56	17811.869	12.500	13.7	109.5	NO		
47	67	13C8-PFOSA-EIS	506 > 78	5159.241		0.000	4.61	5159.241	12.500	14.5	116.0	NO		
48	71	13C8-PFOS-EIS	507.0 > 79.7	3570.907		0.000	4.66	3570.907	12.500	12.5	99.8	NO		
49	71	13C8-PFOS-EIS	507.0 > 79.7	3570.907		0.000	4.66	3570.907	12.500	12.5	99.8	NO		
50	73	13C2-PFDA-EIS	515.1 > 469.9	19061.605		0.000	4.95	19061.605	12.500	13.5	107.8	NO		
51	75	13C2-8:2 FTS-EIS	529 > 79.7	1439.133		0.000	4.92	1439.133	12.500	13.5	107.9	NO		
52	-1													
53	28	PFNS	549.1 > 79.7	2211.264	3570.907	0.000	5.02	7.741	9.600	9.03	94.1	NO	1.929	NO
54	29	L-MeFOSAA	570 > 419	5390.158	2707.125	0.000	5.11	24.889	10.000	10.0	100.4	NO	1.974	NO
55	31	L-EtFOSAA	584.1 > 419	5237.520	4442.589	0.000	5.27	14.737	10.000	10.1	101.4	NO	1.268	NO
56	33	PFUdA	563.0 > 518.9	16950.563	21131.688	0.000	5.28	10.027	10.000	10.3	102.6	NO	21.898	NO
57	34	PFDS	598.8 > 79.7	1983.417	3570.907	0.000	5.33	6.943	9.600	8.94	93.1	NO	1.850	NO
58	35	11Cl-PF30UdS	630.9 > 450.9	6769.161	19118.092	0.000	5.50	4.426	9.440	10.3	109.4	NO	16.609	NO
59	71	13C8-PFOS-EIS	507.0 > 79.7	3570.907		0.000	4.66	3570.907	12.500	12.5	99.8	NO		
60	77	d3-N-MeFOSAA-EIS	573.3 > 419	2707.125		0.000	5.10	2707.125	12.500	14.1	112.5	NO		
61	81	d5-N-EtFOSAA-EIS	589.3 > 419	4442.589		0.000	5.26	4442.589	12.500	12.4	99.2	NO		
62	79	13C2-PFUdA-EIS	565 > 519.8	21131.688		0.000	5.28	21131.688	12.500	12.7	101.9	NO		
63	71	13C8-PFOS-EIS	507.0 > 79.7	3570.907		0.000	4.66	3570.907	12.500	12.5	99.8	NO		
64	83	13C2-PFDoA-EIS	614.7 > 569.7	19118.092		0.000	5.57	19118.092	12.500	13.1	105.2	NO		
65	-1													
66	36	10:2 FTS	626.9 > 607		1209.889	0.000			10.000		(A)	NO		YES
67	37	PFDoA	612.9 > 569.0	18314.615	19118.092	0.000	5.57	11.975	10.000	11.1	110.5	NO	10.416	NO
68	38	N-MeFOSA	512.1 > 168.9		21541.619	0.000			9.600		(A)	NO		YES
69	39	PFTrDA	662.9 > 618.9	18889.246	19118.092	0.000	5.82	12.350	10.000	10.7	106.5	NO	49.878	NO
70	40	PFDoS	698.8 > 79.7		21009.867	0.000			10.000		(A)	NO		YES
71	41	PFTeDA	713.0 > 669.0	19293.332	21009.867	0.000	6.04	11.479	10.000	11.1	111.4	NO	15.917	NO
72	85	13C2-10:2 FTS-EIS	632.9 > 80.0	1209.889		0.000	5.55	1209.889	12.500	13.1	104.6	NO		

OPV 3/31/2020

Dataset: Untitled

Last Altered: Tuesday, March 31, 2020 09:55:59 Pacific Daylight Time
Printed: Tuesday, March 31, 2020 09:56:25 Pacific Daylight Time

Name: 200330P1-16, Date: 30-Mar-2020, Time: 18:00:45, ID: ICV200330P1-1 PFC ICV 20C2311, Description: PFC ICV 20C2311

	# Name	Trace	Area	IS Area	wt/vol	RT	Response	Std. Conc	Conc.	%Rec	Recovery ...	Ion Ratio	Ratio Out?
73	83 13C2-PFDoA-EIS	614.7 > 569.7	19118.092		0.000	5.57	19118.092	12.500	13.1	105.2	NO		
74	87 d3-N-MeFOSA-EIS	515.2 > 168.9	21541.619		0.000	5.63	21541.619	149.200	168	112.4	NO		
75	83 13C2-PFDoA-EIS	614.7 > 569.7	19118.092		0.000	5.57	19118.092	12.500	13.1	105.2	NO		
76	89 13C2-PFTeDA-EIS	715.1 > 669.7	21009.867		0.000	6.04	21009.867	12.500	13.6	108.7	NO		
77	89 13C2-PFTeDA-EIS	715.1 > 669.7	21009.867		0.000	6.04	21009.867	12.500	13.6	108.7	NO		
78	-1												
79	42 N-EtFOSA	526.1 > 168.9		32016.580	0.000			9.600			NO		YES
80	43 PFHxDA	813.1 > 768.6		31392.439	0.000			10.000			NO		YES
81	44 PFODA	913.1 > 868.8		31392.439	0.000			10.000			NO		
82	45 N-MeFOSE	616.1 > 58.9		28178.896	0.000			9.600			NO		
83	46 N-EtFOSE	630.1 > 58.9		32130.502	0.000			9.600			NO		
84	48 13C3-PFBA-RSD	216.1 > 171.8	6618.736	8658.729	0.000	1.25	9.555	12.500	12.5	99.8	NO		
85	91 d5-N-ETFOSA-EIS	531.1 > 168.9	32016.580		0.000	6.09	32016.580	149.200	157	105.5	NO		
86	93 13C2-PFHxDA-EIS	815 > 769.7	31392.439		0.000	6.38	31392.439	12.500	13.8	110.2	NO		
87	93 13C2-PFHxDA-EIS	815 > 769.7	31392.439		0.000	6.38	31392.439	12.500	13.8	110.2	NO		
88	95 d7-N-MeFOSE-EIS	623.1 > 58.9	28178.896		0.000	6.30	28178.896	149.200	161	108.0	NO		
89	97 d9-N-EtFOSE-EIS	639.2 > 58.8	32130.502		0.000	6.45	32130.502	149.200	169	113.1	NO		
90	50 13C3-PFPeA-RSD	266.0 > 221.8	11928.199	21441.301	0.000	2.18	6.954	12.500	12.0	95.8	NO		
91	-1												
92	52 13C3-PFBS-RSD	302.0 > 98.8	1369.435	1166.163	0.000	2.46	14.679	12.500	12.2	98.0	NO		
93	54 13C3-HFPO-DA-RSD	287.0 > 168.9	4609.707	21441.301	0.000	3.21	2.687	12.500	12.8	102.6	NO		
94	56 13C2-4:2 FTS-RSD	329.0 >79.7	1987.125	1166.163	0.000	2.90	21.300	12.500	13.0	104.4	NO		
95	58 13C2-PFHxA-RSD	315.0 > 270.0	21457.930	21441.301	0.000	2.99	12.510	12.500	12.3	98.4	NO		
96	60 13C4-PFHpA-RSD	367.2 > 321.8	13975.072	21441.301	0.000	3.60	8.147	12.500	12.6	100.7	NO		
97	62 13C3-PFHxS-RSD	401.8 > 79.7	3014.091	1166.163	0.000	3.74	32.308	12.500	12.6	101.1	NO		
98	64 13C2-6:2 FTS-RSD	429.0 >79.7	1445.247	3696.303	0.000	4.06	4.887	12.500	10.5	84.4	NO		
99	66 13C5-PFNA-RSD	468.2 > 422.9	17811.869	18375.951	0.000	4.56	12.116	12.500	12.9	103.4	NO		
100	68 13C8-PFOSA-RSD	506 > 78	5159.241	21482.547	0.000	4.61	3.002	12.500	13.8	110.1	NO		
101	70 13C2-PFOA-RSD	414.9 > 369.7	18846.949	20451.441	0.000	4.11	11.519	12.500	12.8	102.1	NO		
102	72 13C8-PFOS-RSD	507.0 > 79.7	3570.907	3696.303	0.000	4.66	12.076	12.500	11.9	94.9	NO		
103	74 13C2-PFDA-RSD	515.1 > 469.9	19061.605	19823.791	0.000	4.95	12.019	12.500	12.6	101.0	NO		
104	-1												
105	76 13C2-8:2 FTS-RSD	529 > 79.7	1439.133	3696.303	0.000	4.92	4.867	12.500	12.3	98.1	NO		
106	78 d3-N-MeFOSAA-RSD	573.3 > 419	2707.125	21482.547	0.000	5.10	1.575	12.500	12.7	101.3	NO		
107	80 13C2-PFUdA-RSD	565 > 519.8	21131.688	21482.547	0.000	5.28	12.296	12.500	12.1	96.6	NO		
108	82 d5-N-EtFOSAA-RSD	589.3 > 419	4442.589	21482.547	0.000	5.26	2.585	12.500	12.7	102.0	NO		

OPV 3/31/2020

Dataset: Untitled

Last Altered: Tuesday, March 31, 2020 09:55:59 Pacific Daylight Time
Printed: Tuesday, March 31, 2020 09:56:25 Pacific Daylight Time

Name: 200330P1-16, Date: 30-Mar-2020, Time: 18:00:45, ID: ICV200330P1-1 PFC ICV 20C2311, Description: PFC ICV 20C2311

	#	Name	Trace	Area	IS Area	wt/vol	RT	Response	Std. Conc	Conc.	%Rec	Recovery ...	Ion Ratio	Ratio Out?
109	84	13C2-PFDoA-RSD	614.7 > 569.7	19118.092	19823.791	0.000	5.57	12.055	12.500	12.1	96.7	NO		
110	86	13C2-10:2 FTS-RSD	632.9 > 80.0	1209.889	3696.303	0.000	5.55	4.092	12.500	12.1	97.1	NO		
111	88	d3-N-MeFOSA-RSD	515.2 > 168.9	21541.619	21482.547	0.000	5.63	12.534	149.200	152	102.0	NO		
112	90	13C2-PFTeDA-RSD	715.1 > 669.7	21009.867	21482.547	0.000	6.04	12.225	12.500	12.3	98.4	NO		
113	92	d5-N-ETFOSA-RSD	531.1 > 168.9	32016.580	21482.547	0.000	6.09	18.629	149.200	146	97.7	NO		
114	94	13C2-PFHxDA-RSD	815 > 769.7	31392.439	21482.547	0.000	6.38	18.266	12.500	12.2	97.5	NO		
115	96	d7-N-MeFOSE-RSD	623.1 > 58.9	28178.896	21482.547	0.000	6.30	16.396	149.200	146	98.0	NO		
116	98	d9-N-EtFOSE-RSD	639.2 > 58.8	32130.502	21482.547	0.000	6.45	18.696	149.200	152	102.0	NO		
117	-1													
118	99	13C4-PFBA	217.0 > 172.0	8658.729	8658.729	0.000	1.25	12.500	12.500	12.5	100.0	NO		
119	1...	13C5-PFHxA	318.0 > 272.9	21441.301	21441.301	0.000	2.99	12.500	12.500	12.5	100.0	NO		
120	1...	13C8-PFOA	420.9 > 376.0	20451.441	20451.441	0.000	4.11	12.500	12.500	12.5	100.0	NO		
121	1...	18O2-PFHxS	403.0 > 102.6	1166.163	1166.163	0.000	3.74	12.500	12.500	12.5	100.0	NO		
122	1...	13C9-PFNA	472.2 > 426.9	18375.951	18375.951	0.000	4.57	12.500	12.500	12.5	100.0	NO		
123	1...	13C4-PFOS	503 > 79.7	3696.303	3696.303	0.000	4.65	12.500	12.500	12.5	100.0	NO		
124	1...	13C6-PFDA	519.1 > 473.7	19823.791	19823.791	0.000	4.95	12.500	12.500	12.5	100.0	NO		
125	1...	13C7-PFUdA	570.1 > 524.8	21482.547	21482.547	0.000	5.28	12.500	12.500	12.5	100.0	NO		

OPV 3/31/2020

Dataset: D:\PFAS5.PRO\RESULTS\200330P1\200330P1-ICV.qld

Last Altered: Tuesday, March 31, 2020 09:57:48 Pacific Daylight Time
Printed: Tuesday, March 31, 2020 09:57:54 Pacific Daylight Time

Method: D:\PFAS5.PRO\MethDB\PFAS_FULL_80C_031920_ICV.mdb 20 Mar 2020 10:07:20
Calibration: D:\PFAS5.PRO\CurveDB\C18_VAL-PFAS_Q5_03-30-20.cdb 31 Mar 2020 09:38:04

Name: 200330P1-16, Date: 30-Mar-2020, Time: 18:00:45, ID: ICV200330P1-1 PFC ICV 20C2311, Description: PFC ICV 20C2311

PFBA

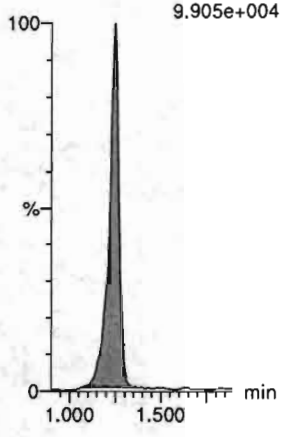

PFPrS

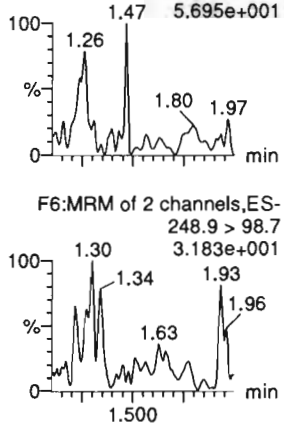

3:3 FTCA

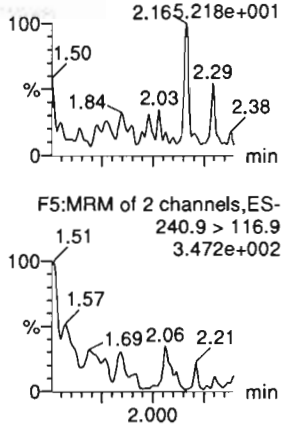

PFPeA

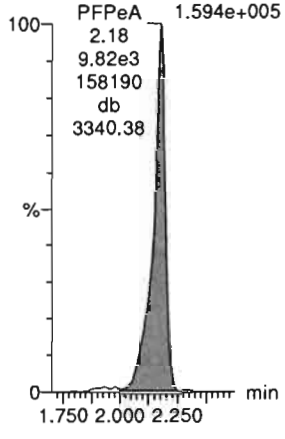

PFBS

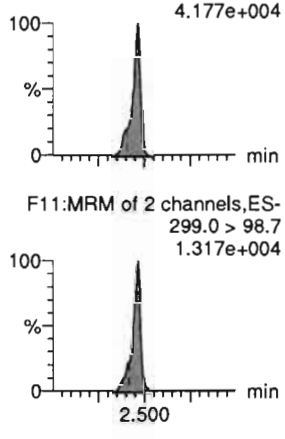

4:2 FTS

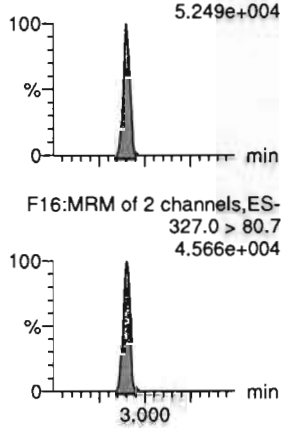

13C3-PFBA-EIS



13C3-PFBS-EIS

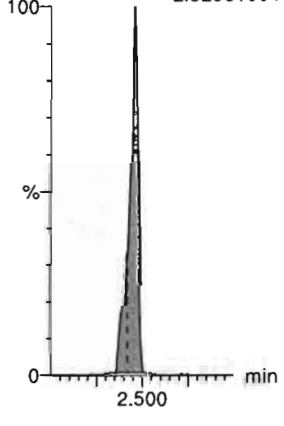

13C3-PFPeA-EIS

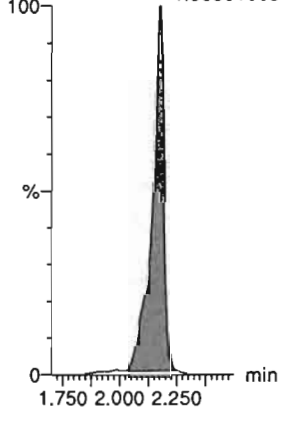

13C3-PFPeA-EIS

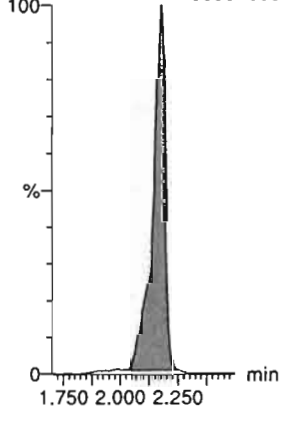

13C3-PFBS-EIS



13C2-4:2 FTS-EIS



Dataset: Untitled

Last Altered: Tuesday, March 31, 2020 09:55:59 Pacific Daylight Time
Printed: Tuesday, March 31, 2020 09:56:25 Pacific Daylight Time

Name: 200330P1-16, Date: 30-Mar-2020, Time: 18:00:45, ID: ICV200330P1-1 PFC ICV 20C2311, Description: PFC ICV 20C2311

PFHxA

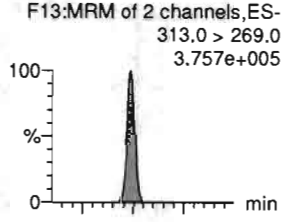

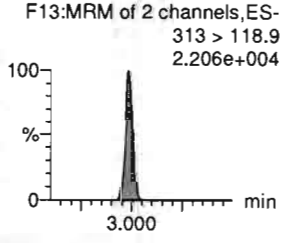

PFPeS

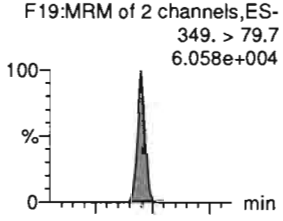

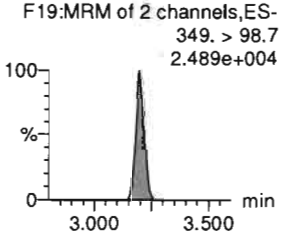

HFPO-DA

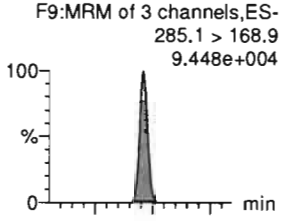

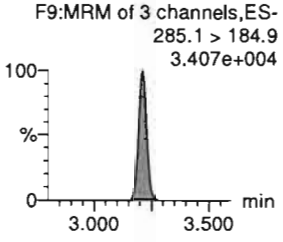

5:3 FTCA

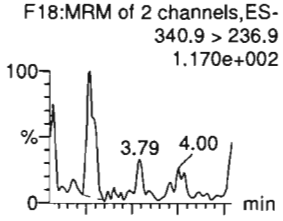

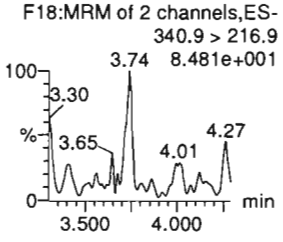

PFHpA

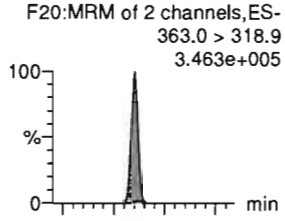

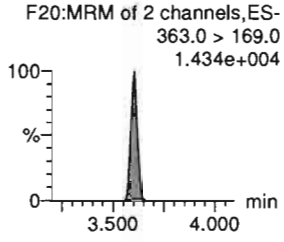

ADONA

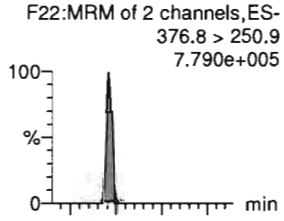

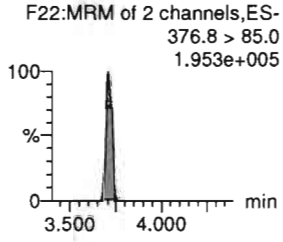

13C2-PFHxA-EIS

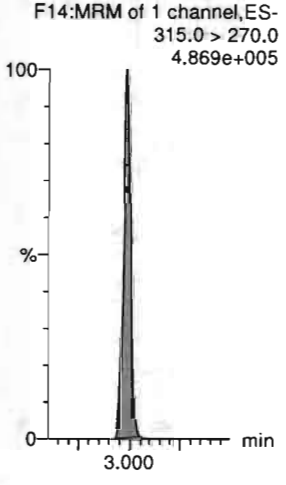

13C3-PFBS-EIS



13C3-HFPO-DA-EIS

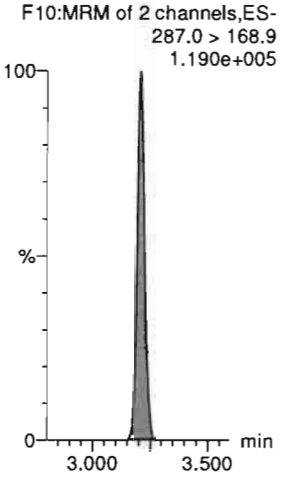

13C4-PFHpA-EIS

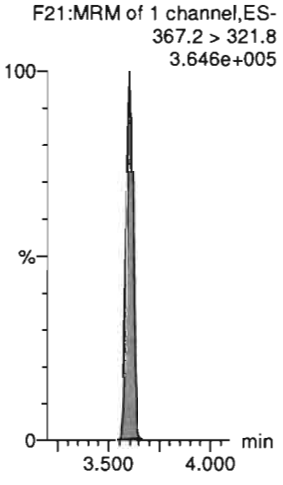

13C4-PFHpA-EIS



13C4-PFHpA-EIS



OPV 3/31/2020

Dataset: Untitled

Last Altered: Tuesday, March 31, 2020 09:55:59 Pacific Daylight Time
Printed: Tuesday, March 31, 2020 09:56:25 Pacific Daylight Time

Name: 200330P1-16, Date: 30-Mar-2020, Time: 18:00:45, ID: ICV200330P1-1 PFC ICV 20C2311, Description: PFC ICV 20C2311

L-PFHxS

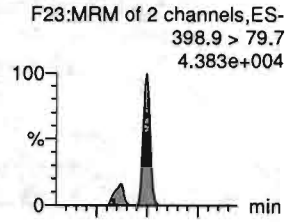

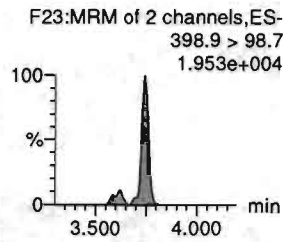

6:2 FTS

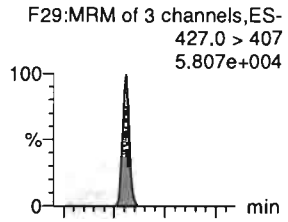

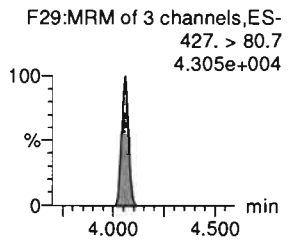

L-PFOA

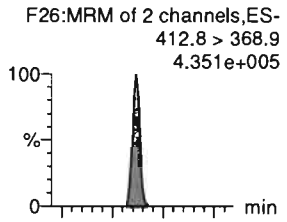

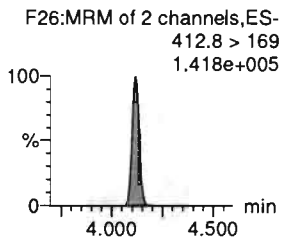

PFEChS

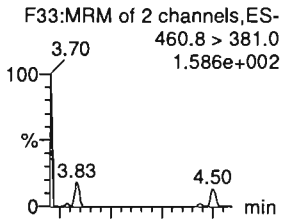

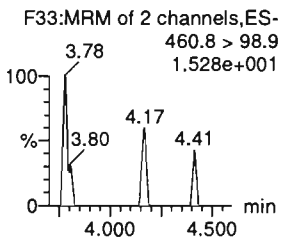

PFHpS

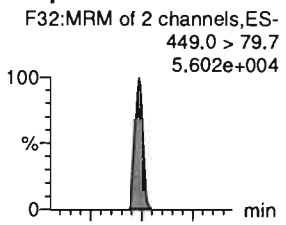

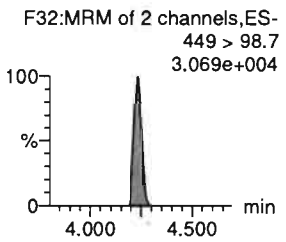

7:3 FTCA

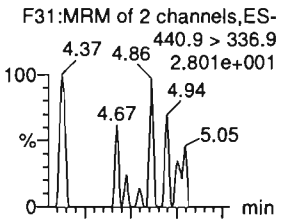

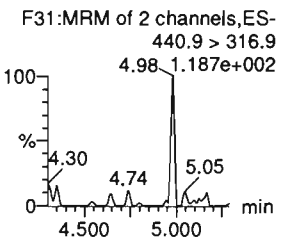

13C3-PFHxS-EIS

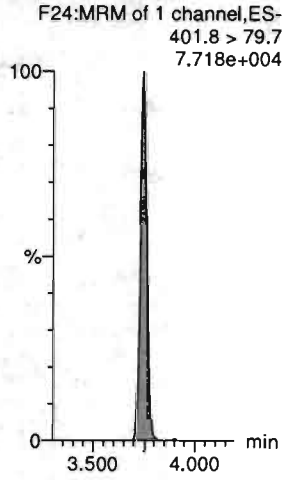

13C2-6:2 FTS-EIS

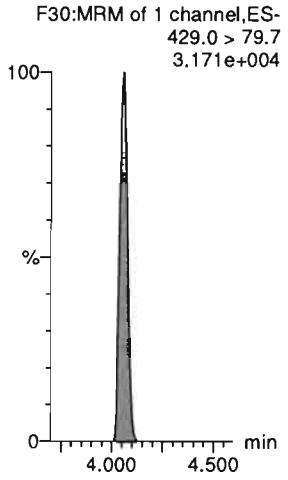

13C2-PFOA-EIS

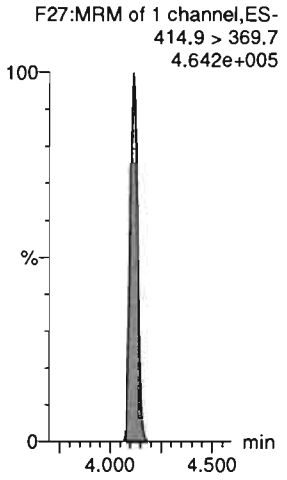

13C2-PFOA-EIS

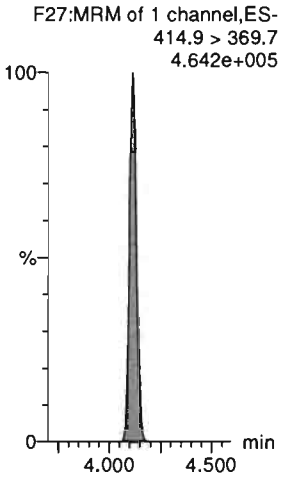

13C8-PFOS-EIS

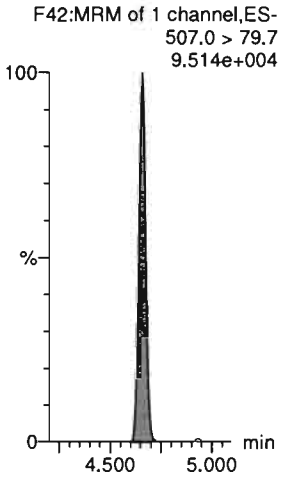

13C5-PFNA-EIS



OPV 3/31/2020

Dataset: Untitled

Last Altered: Tuesday, March 31, 2020 09:55:59 Pacific Daylight Time
Printed: Tuesday, March 31, 2020 09:56:25 Pacific Daylight Time

Name: 200330P1-16, Date: 30-Mar-2020, Time: 18:00:45, ID: ICV200330P1-1 PFC ICV 20C2311, Description: PFC ICV 20C2311

PFNA

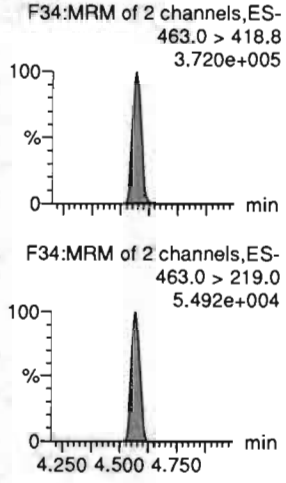

PFOSA

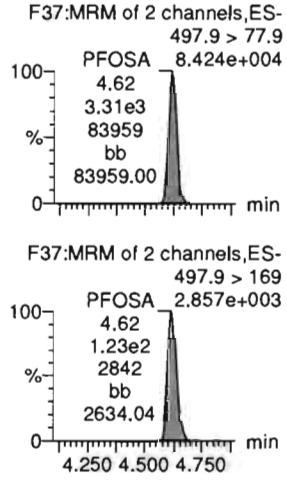

L-PFOS

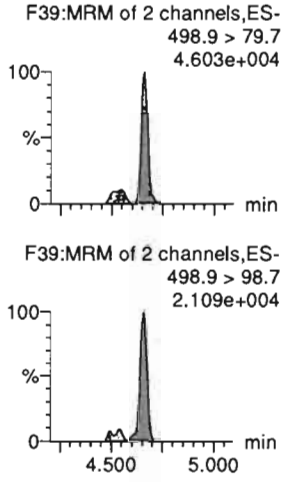

9Cl-PF30NS

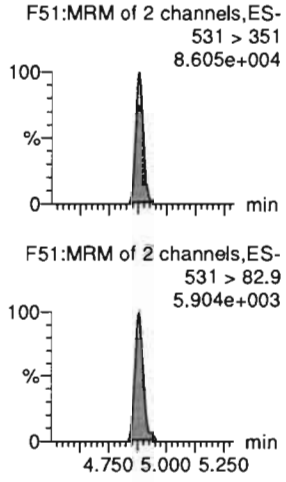

PFDA

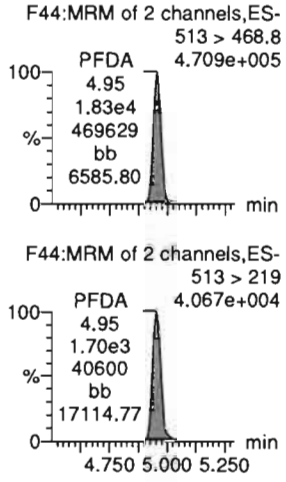

8:2 FTS

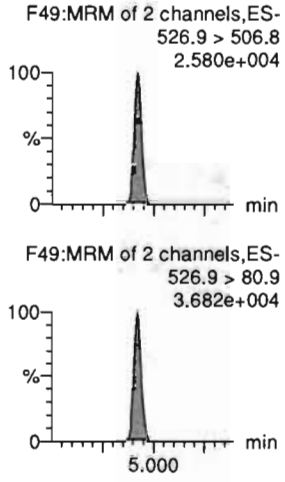

13C5-PFNA-EIS



13C8-PFOSA-EIS



13C8-PFOS-EIS

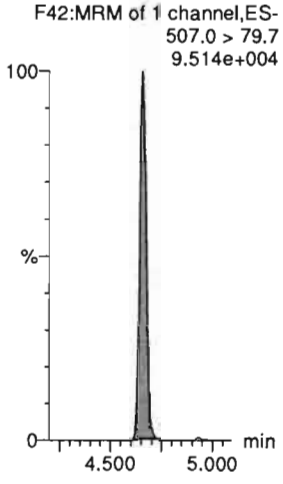

13C8-PFOS-EIS



13C2-PFDA-EIS

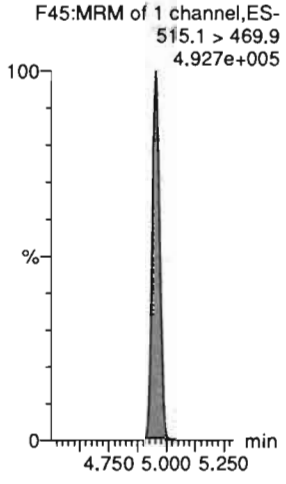

13C2-8:2 FTS-EIS



OPV 3/31/2020

Dataset: Untitled

Last Altered: Tuesday, March 31, 2020 09:55:59 Pacific Daylight Time
Printed: Tuesday, March 31, 2020 09:56:25 Pacific Daylight Time

Name: 200330P1-16, Date: 30-Mar-2020, Time: 18:00:45, ID: ICV200330P1-1 PFC ICV 20C2311, Description: PFC ICV 20C2311

PFNS

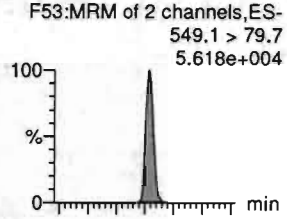

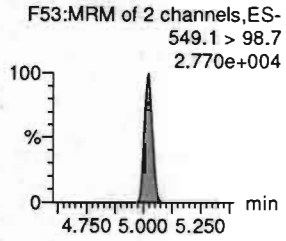

L-MeFOSAA

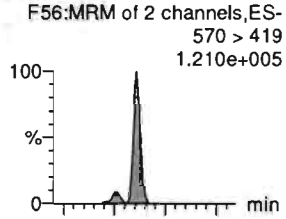

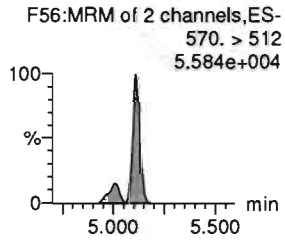

L-EtFOSAA

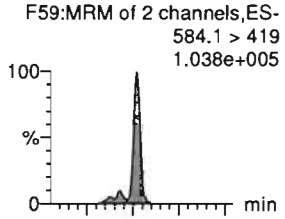

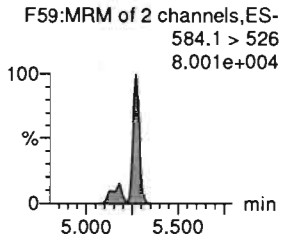

PFUdA

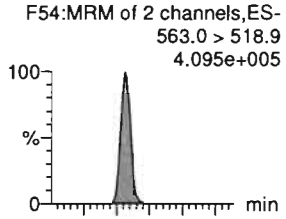

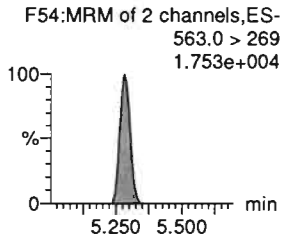

PFDS

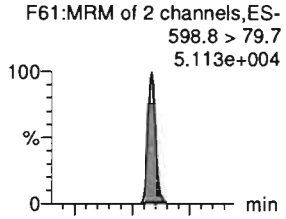

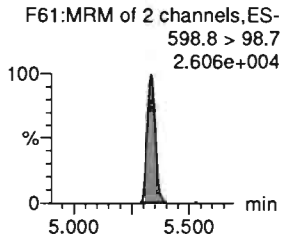

11Cl-PF30UdS

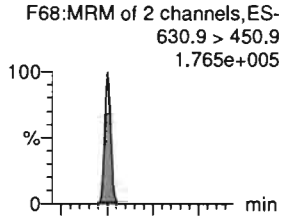

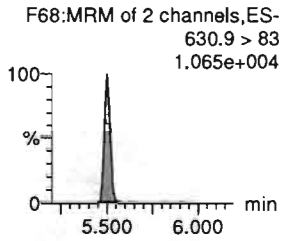

13C8-PFOS-EIS

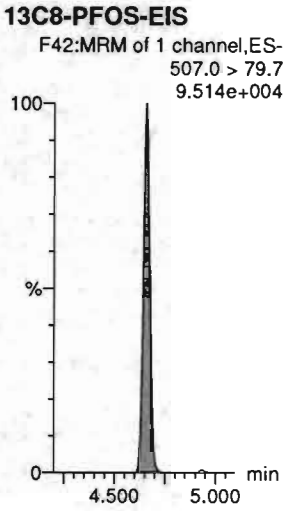

d3-N-MeFOSAA-EIS

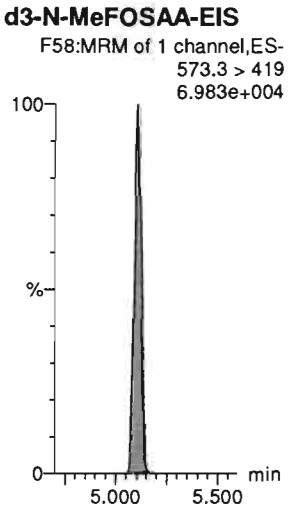

d5-N-EtFOSAA-EIS

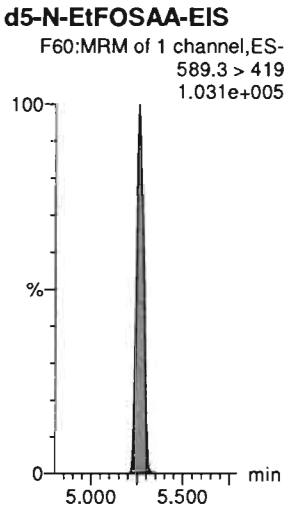

13C2-PFUdA-EIS

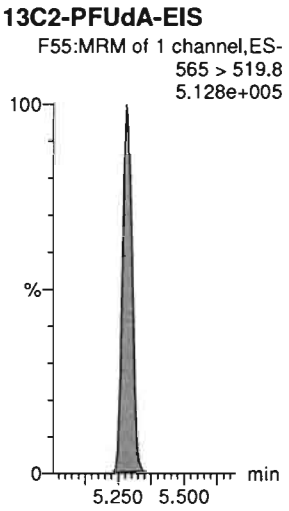

13C8-PFOS-EIS

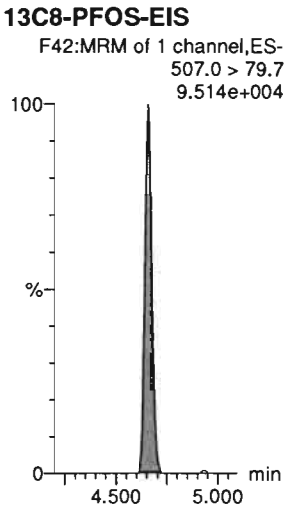

13C2-PFDoA-EIS

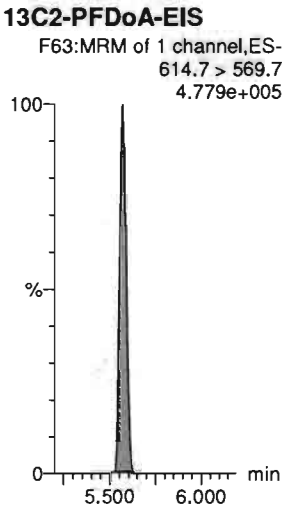

OPV 3/31/2020

Dataset: Untitled

Last Altered: Tuesday, March 31, 2020 09:55:59 Pacific Daylight Time
Printed: Tuesday, March 31, 2020 09:56:25 Pacific Daylight Time

Name: 200330P1-16, Date: 30-Mar-2020, Time: 18:00:45, ID: ICV200330P1-1 PFC ICV 20C2311, Description: PFC ICV 20C2311

10:2 FTS

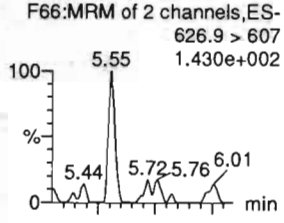

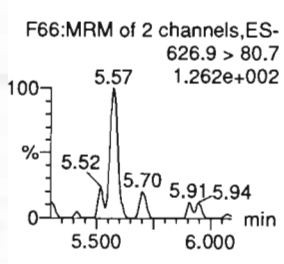

PFDoA

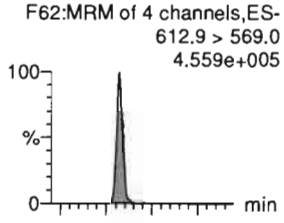

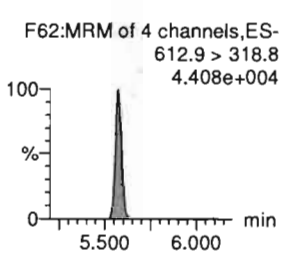

N-MeFOSA

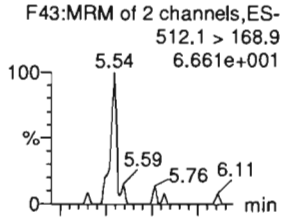

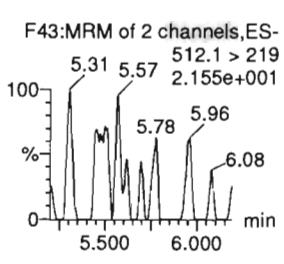

PFTrDA

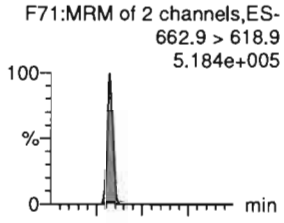

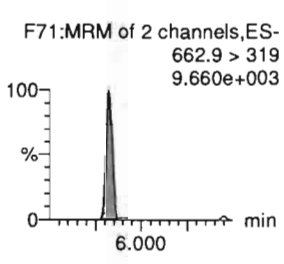

PFDoS

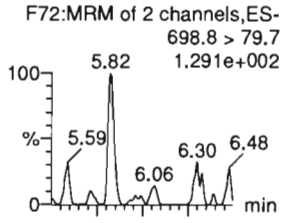

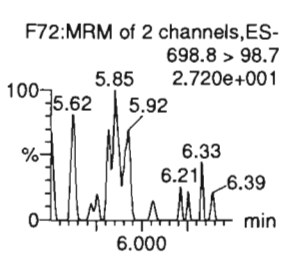

PFTeDA

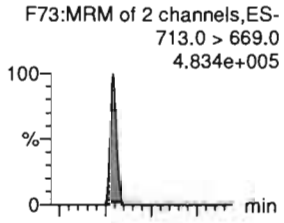

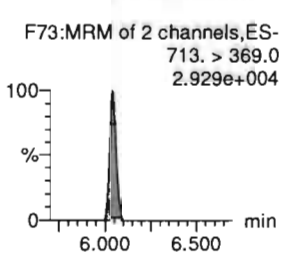

13C2-10:2 FTS-EIS

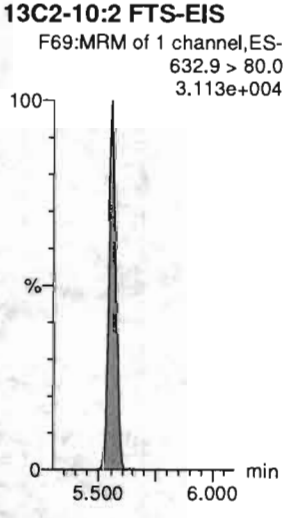

13C2-PFDoA-EIS

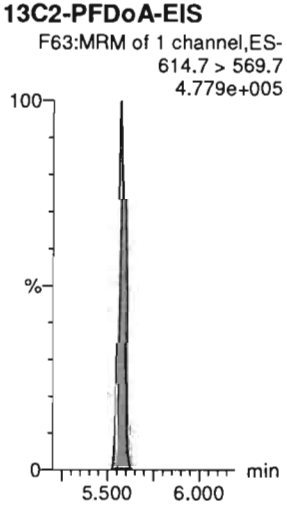

d3-N-MeFOSA-EIS

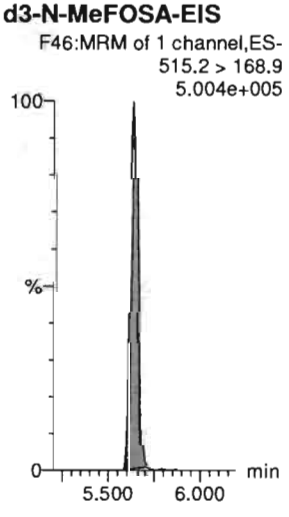

13C2-PFDoA-EIS

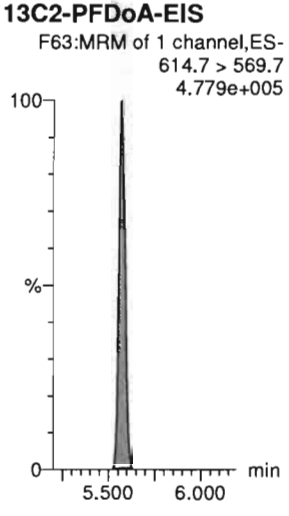

13C2-PFTeDA-EIS

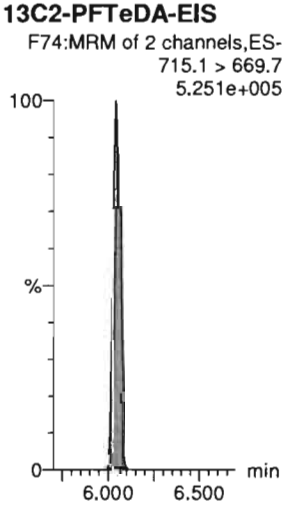

13C2-PFTeDA-EIS

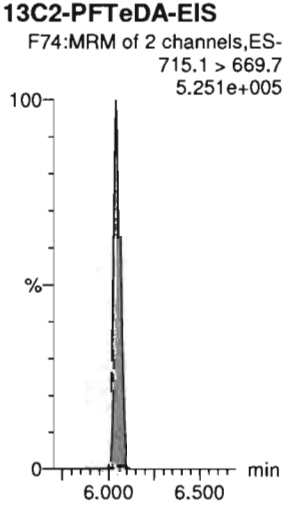

OPV 3/31/2020

Dataset: Untitled

Last Altered: Tuesday, March 31, 2020 09:55:59 Pacific Daylight Time
Printed: Tuesday, March 31, 2020 09:56:25 Pacific Daylight Time

Name: 200330P1-16, Date: 30-Mar-2020, Time: 18:00:45, ID: ICV200330P1-1 PFC ICV 20C2311, Description: PFC ICV 20C2311

N-EtFOSA

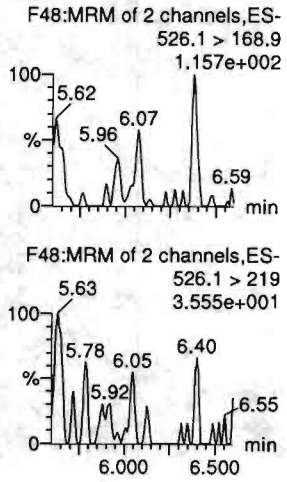

PFHxDA

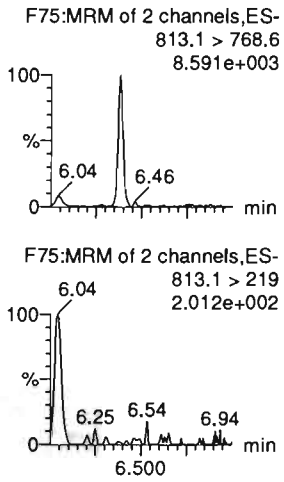

PFODA

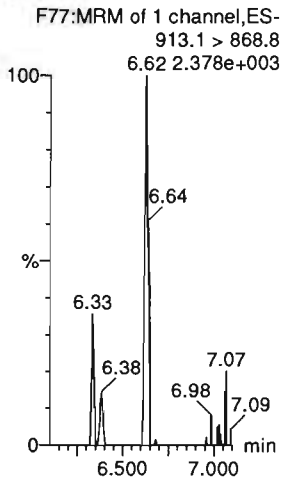

N-MeFOSE

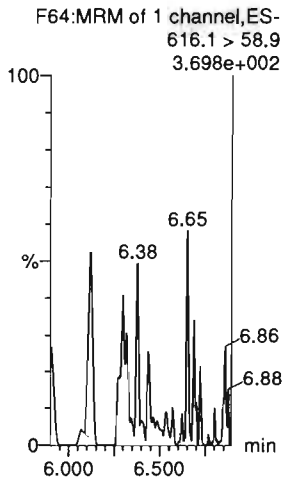

N-EtFOSE

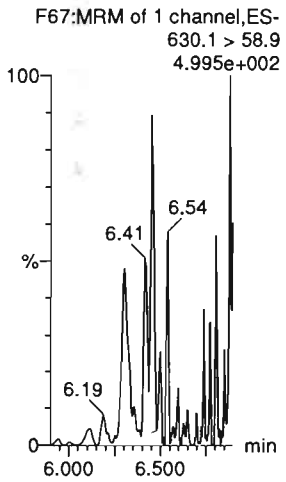

13C3-PFBA-RSD

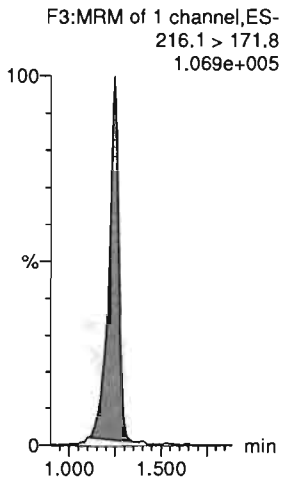

d5-N-ETFOSA-EIS

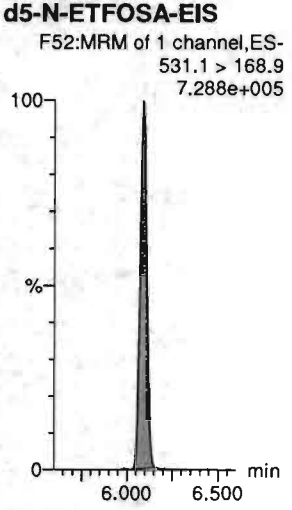

13C2-PFHxDA-EIS

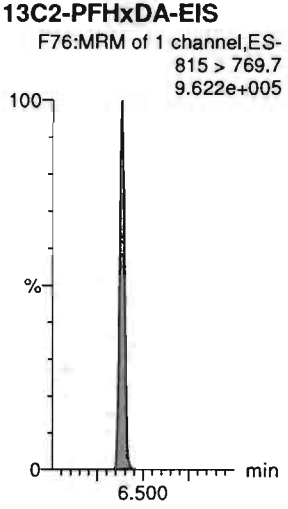

13C2-PFHxDA-EIS

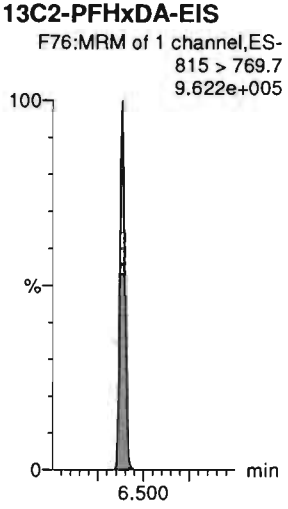

d7-N-MeFOSE-EIS

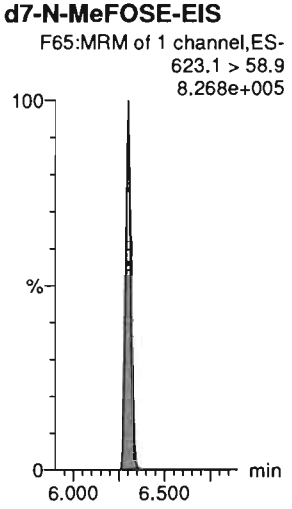

d9-N-EtFOSE-EIS

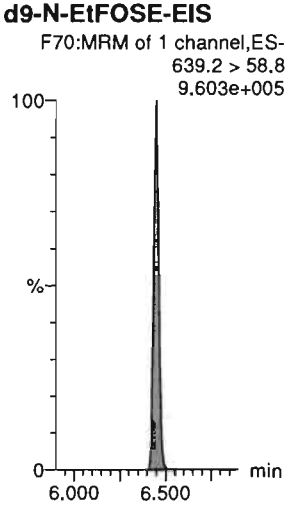

13C3-PFPeA-RSD

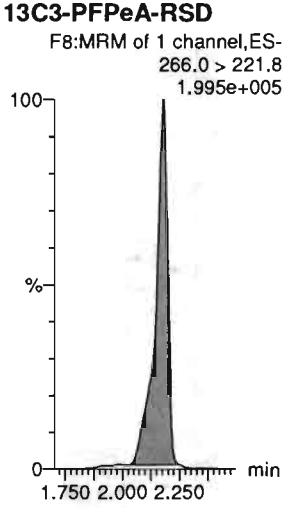

OPV 3/31/2020

Dataset: Untitled

Last Altered: Tuesday, March 31, 2020 09:55:59 Pacific Daylight Time
Printed: Tuesday, March 31, 2020 09:56:25 Pacific Daylight Time

Name: 200330P1-16, Date: 30-Mar-2020, Time: 18:00:45, ID: ICV200330P1-1 PFC ICV 20C2311, Description: PFC ICV 20C2311

13C3-PFBS-RSD
F12:MRM of 1 channel,ES-
302.0 > 98.8
2.528e+004

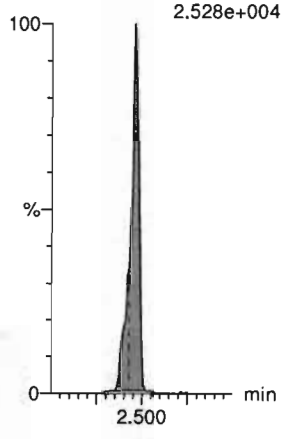

13C3-HFPO-DA-RSD
F10:MRM of 2 channels,ES-
287.0 > 168.9
1.190e+005



13C2-4:2 FTS-RSD
F17:MRM of 2 channels,ES-
329.0 > 79.7
4.028e+004

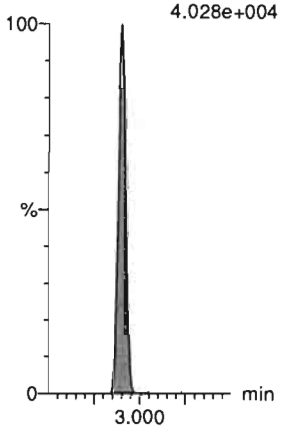

13C2-PFHxA-RSD
F14:MRM of 1 channel,ES-
315.0 > 270.0
4.869e+005

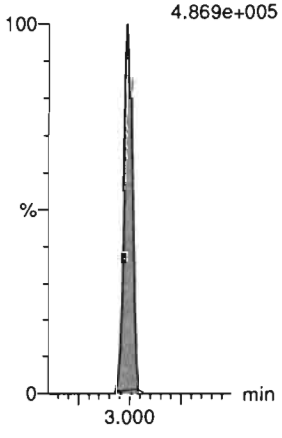

13C4-PFHpA-RSD
F21:MRM of 1 channel,ES-
367.2 > 321.8
3.646e+005

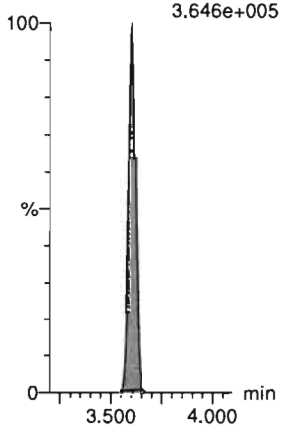

13C3-PFHxS-RSD
F24:MRM of 1 channel,ES-
401.8 > 79.7
7.718e+004



13C2-6:2 FTS-RSD
F30:MRM of 1 channel,ES-
429.0 > 79.7
3.171e+004

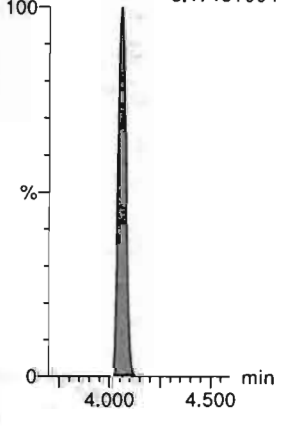

13C5-PFNA-RSD
F35:MRM of 1 channel,ES-
468.2 > 422.9
4.269e+005

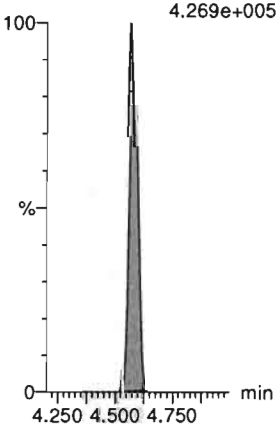

13C8-PFOSA-RSD
F41:MRM of 1 channel,ES-
506 > 78
1.283e+005

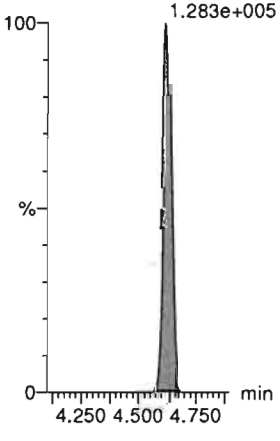

13C2-PFOA-RSD
F27:MRM of 1 channel,ES-
414.9 > 369.7
4.642e+005

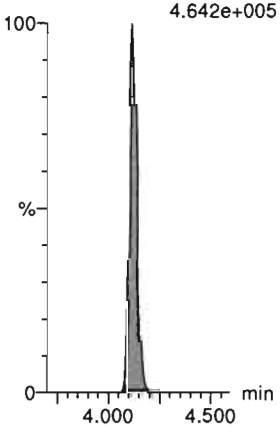

13C8-PFOS-RSD
F42:MRM of 1 channel,ES-
507.0 > 79.7
9.514e+004

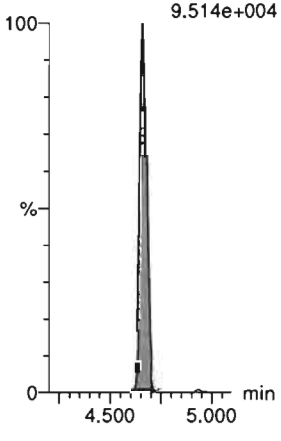

13C2-PFDA-RSD
F45:MRM of 1 channel,ES-
515.1 > 469.9
4.927e+005



OPV 3/31/2020

Dataset: Untitled

Last Altered: Tuesday, March 31, 2020 09:55:59 Pacific Daylight Time
Printed: Tuesday, March 31, 2020 09:56:25 Pacific Daylight Time

Name: 200330P1-16, Date: 30-Mar-2020, Time: 18:00:45, ID: ICV200330P1-1 PFC ICV 20C2311, Description: PFC ICV 20C2311

13C2-8:2 FTS-RSD
F50:MRM of 1 channel,ES-
529 > 79.7
3.646e+004

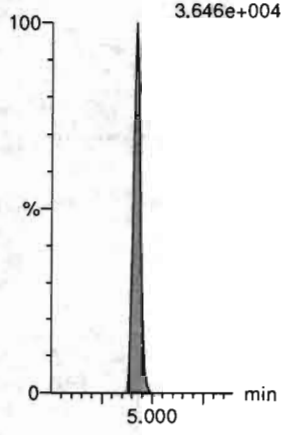

d3-N-MeFOSAA-RSD
F58:MRM of 1 channel,ES-
573.3 > 419
6.983e+004

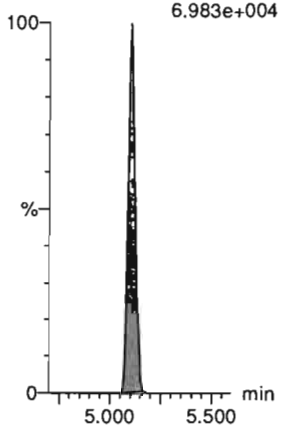

13C2-PFUdA-RSD
F55:MRM of 1 channel,ES-
565 > 519.8
5.128e+005

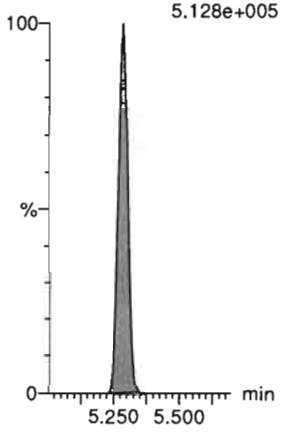

d5-N-EtFOSAA-RSD
F60:MRM of 1 channel,ES-
589.3 > 419
1.031e+005

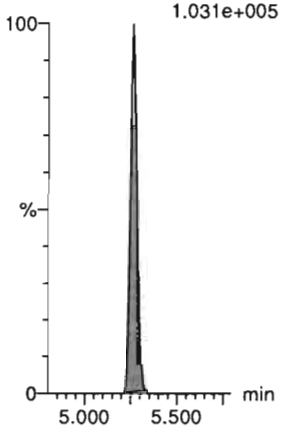

13C2-PFDoA-RSD
F63:MRM of 1 channel,ES-
614.7 > 569.7
4.779e+005



13C2-10:2 FTS-RSD
F69:MRM of 1 channel,ES-
632.9 > 80.0
3.113e+004

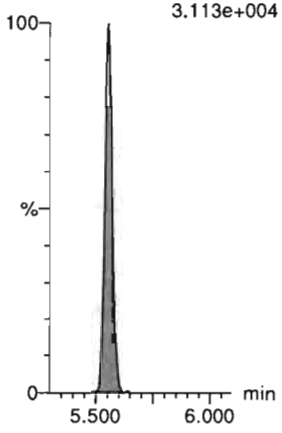

d3-N-MeFOSA-RSD
F46:MRM of 1 channel,ES-
515.2 > 168.9
5.004e+005

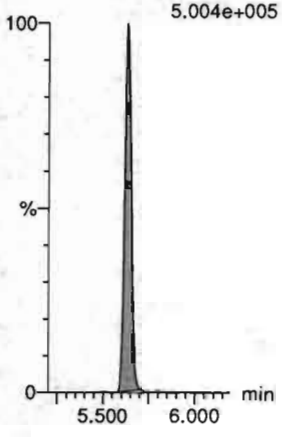

13C2-PFTeDA-RSD
F74:MRM of 2 channels,ES-
715.1 > 669.7
5.251e+005

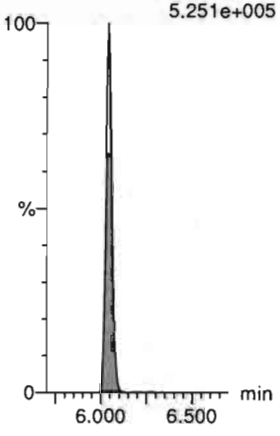

d5-N-ETFOSA-RSD
F52:MRM of 1 channel,ES-
531.1 > 168.9
7.288e+005

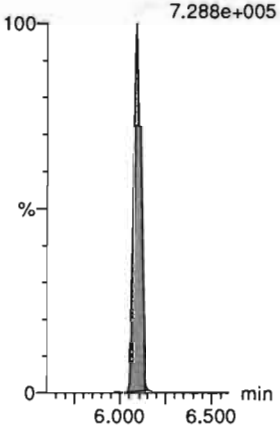

13C2-PFHxDA-RSD
F76:MRM of 1 channel,ES-
815 > 769.7
9.622e+005

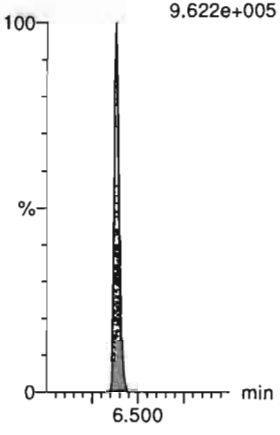

d7-N-MeFOSE-RSD
F65:MRM of 1 channel,ES-
623.1 > 58.9
8.268e+005

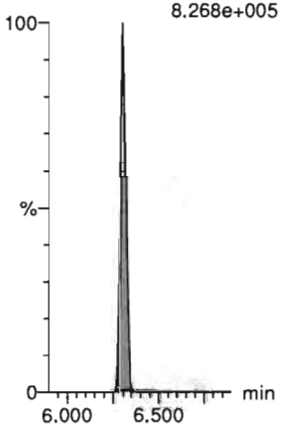

d9-N-EtFOSE-RSD
F70:MRM of 1 channel,ES-
639.2 > 58.8
9.603e+005

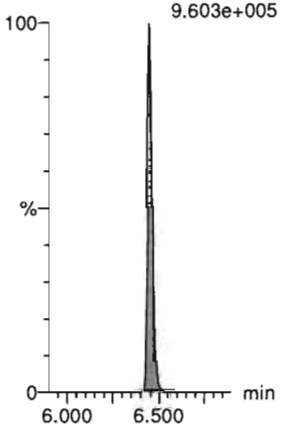

OPV 3/31/2020

Dataset: Untitled

Last Altered: Tuesday, March 31, 2020 09:55:59 Pacific Daylight Time
Printed: Tuesday, March 31, 2020 09:56:25 Pacific Daylight Time

Name: 200330P1-16, Date: 30-Mar-2020, Time: 18:00:45, ID: ICV200330P1-1 PFC ICV 20C2311, Description: PFC ICV 20C2311

13C4-PFBA
F4:MRM of 1 channel,ES-
217.0 > 172.0
1.357e+005

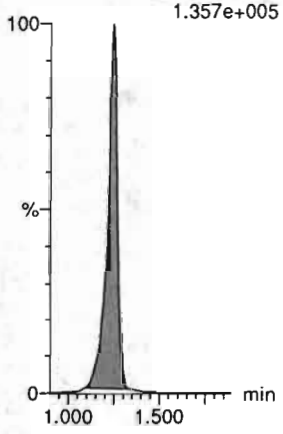

13C5-PFHxA
F15:MRM of 1 channel,ES-
318.0 > 272.9
4.739e+005

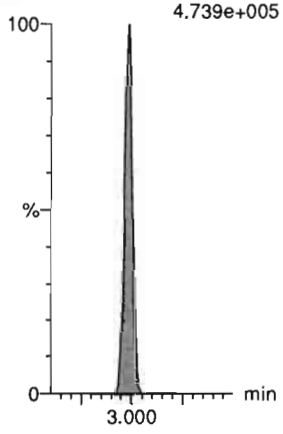

13C8-PFOA
F28:MRM of 1 channel,ES-
420.9 > 376.0
4.983e+005



18O2-PFHxS
F25:MRM of 1 channel,ES-
403.0 > 102.6
2.998e+004

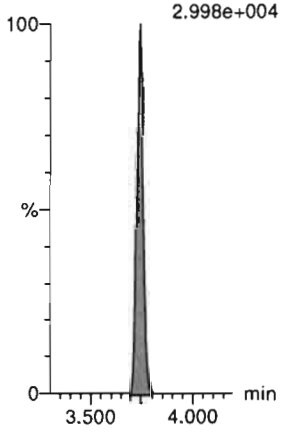

13C9-PFNA
F36:MRM of 1 channel,ES-
472.2 > 426.9
4.410e+005



13C4-PFOS
F40:MRM of 1 channel,ES-
503 > 79.7
9.548e+004

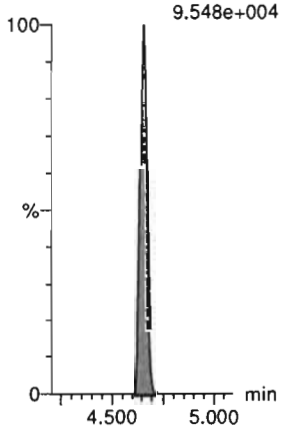

13C6-PFDA
F47:MRM of 1 channel,ES-
519.1 > 473.7
5.077e+005

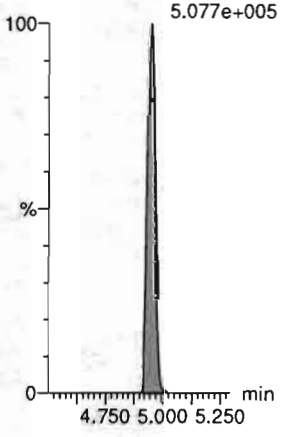

13C7-PFUdA
F57:MRM of 1 channel,ES-
570.1 > 524.8
5.186e+005

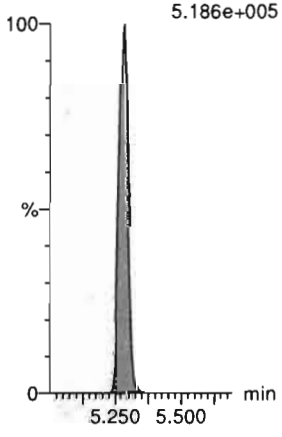

OPV 3/31/2020

Vista Analytical Laboratory

Dataset: Untitled

Last Altered: Tuesday, March 31, 2020 10:11:02 Pacific Daylight Time
Printed: Tuesday, March 31, 2020 10:11:24 Pacific Daylight Time

Method: D:\PFAS5.PRO\MethDB\NEW_PFAS_80C_033020.mdb 31 Mar 2020 07:57:04
Calibration: D:\PFAS5.PRO\CurveDB\C18_VAL-PFAS_Q5_03-30-20.cdb 31 Mar 2020 10:07:05

Name: 200330P1-15, Date: 30-Mar-2020, Time: 17:50:14, ID: IB, Description: IB

PFBA

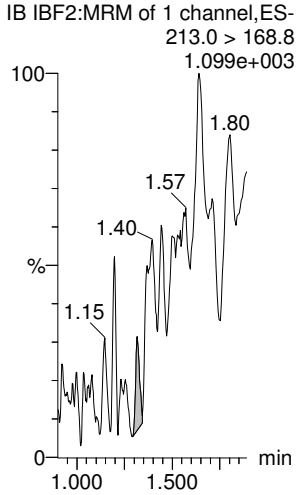

PFPrS

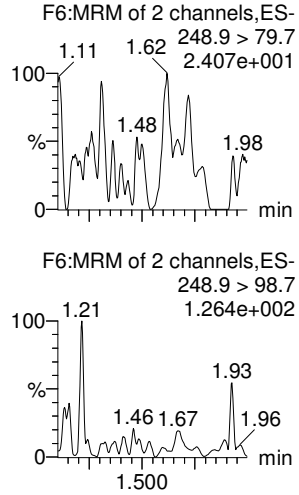

3:3 FTCA

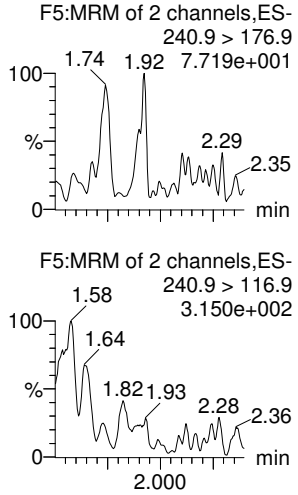

PFPeA

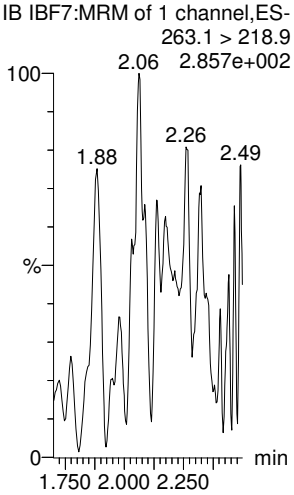

PFBS

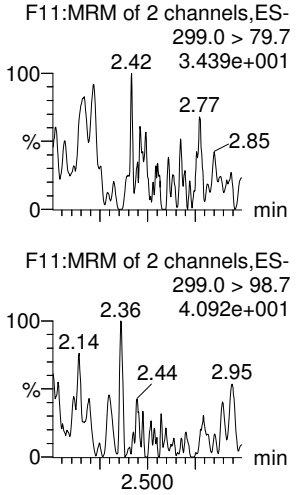

4:2 FTS

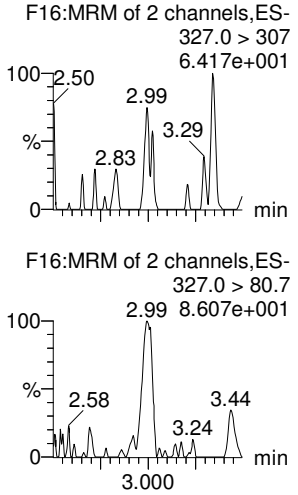

13C3-PFBA-EIS

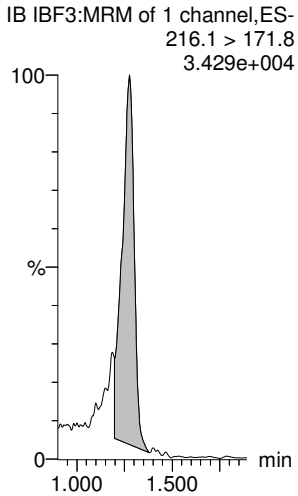

13C3-PFBS-EIS

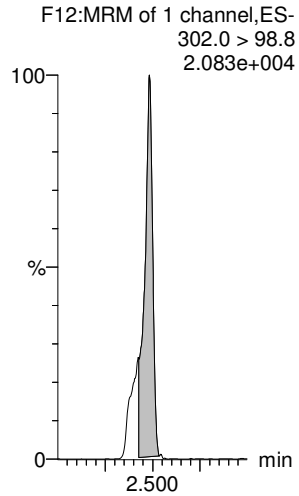

13C3-PFPeA-EIS

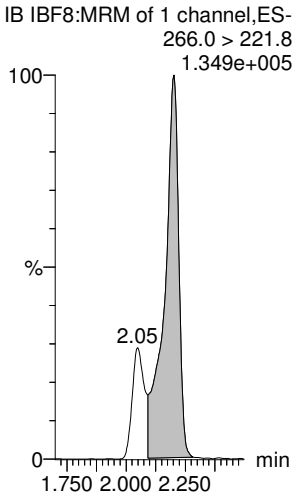

13C3-PFPeA-EIS

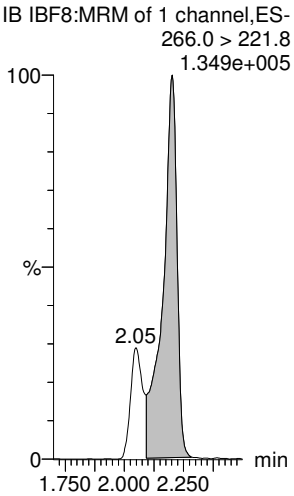

13C3-PFBS-EIS

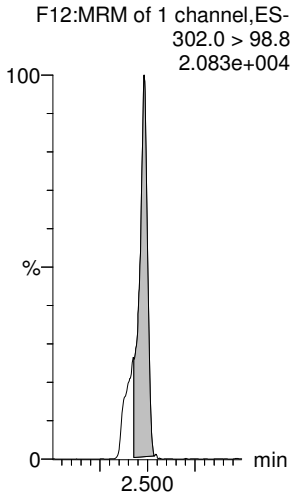

13C2-4:2 FTS-EIS

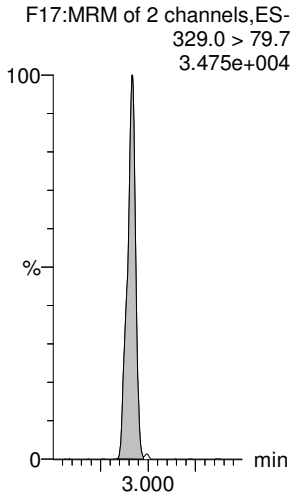

Vista Analytical Laboratory

Dataset: Untitled

Last Altered: Tuesday, March 31, 2020 10:11:02 Pacific Daylight Time
Printed: Tuesday, March 31, 2020 10:11:24 Pacific Daylight Time

Name: 200330P1-15, Date: 30-Mar-2020, Time: 17:50:14, ID: IB, Description: IB

PFHxA

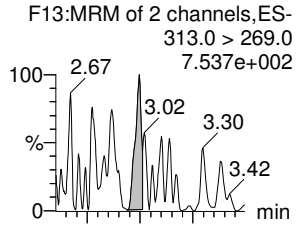

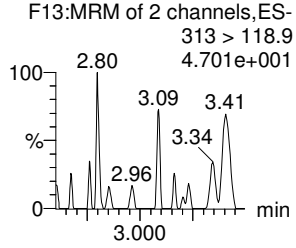

PFPeS

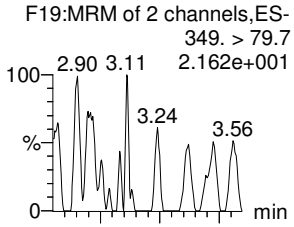

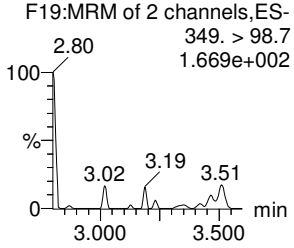

HFPO-DA

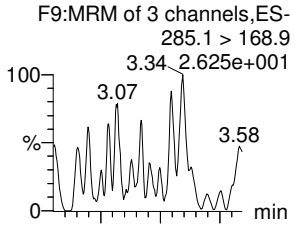

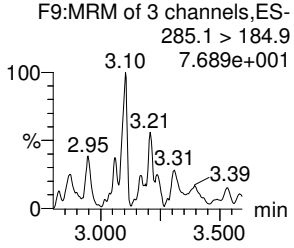

5:3 FTCA

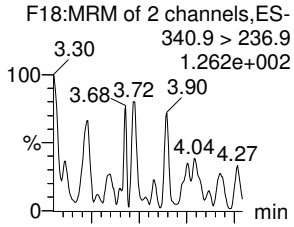

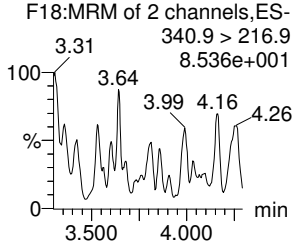

PFHpA

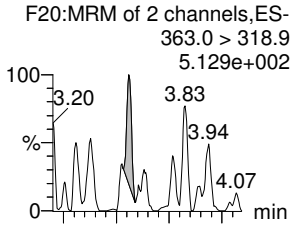

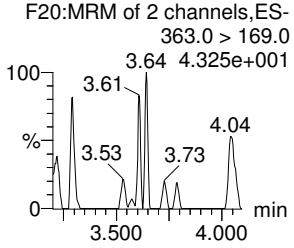

ADONA

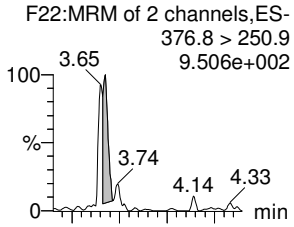

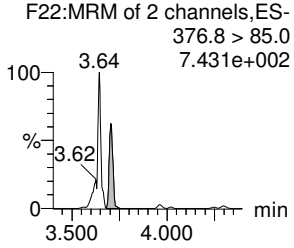

13C2-PFHxA-EIS

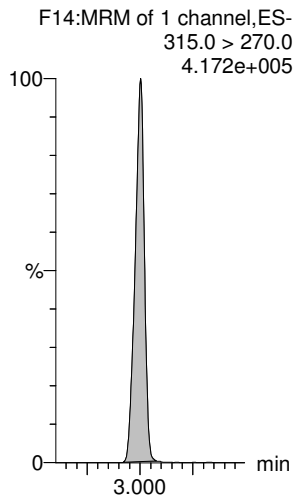

13C3-PFBS-EIS

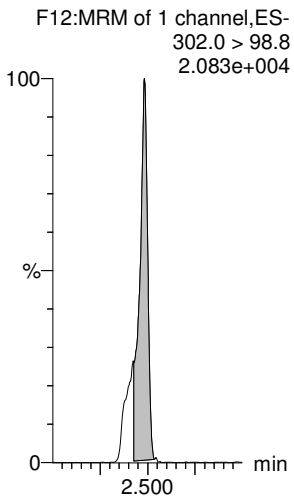

13C3-HFPO-DA-EIS

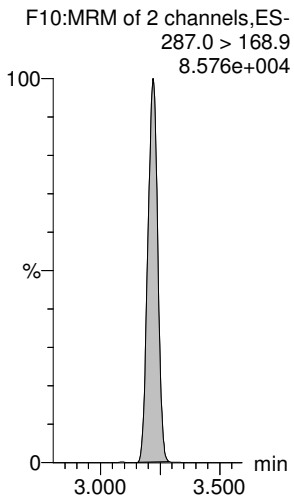

13C4-PFHpA-EIS

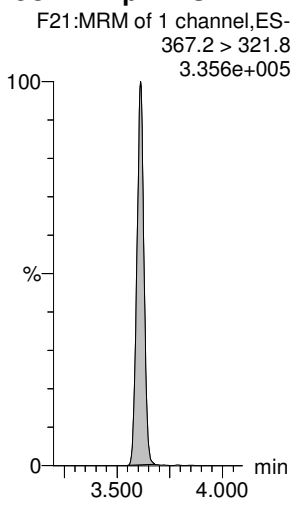

13C4-PFHpA-EIS

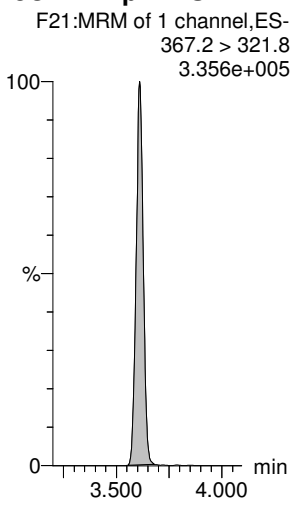

13C4-PFHpA-EIS

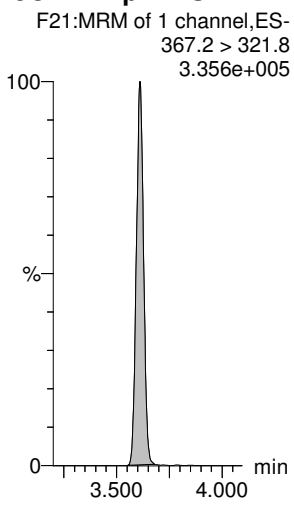

Dataset: Untitled

Last Altered: Tuesday, March 31, 2020 10:11:02 Pacific Daylight Time
Printed: Tuesday, March 31, 2020 10:11:24 Pacific Daylight Time

Name: 200330P1-15, Date: 30-Mar-2020, Time: 17:50:14, ID: IB, Description: IB

L-PFHxS

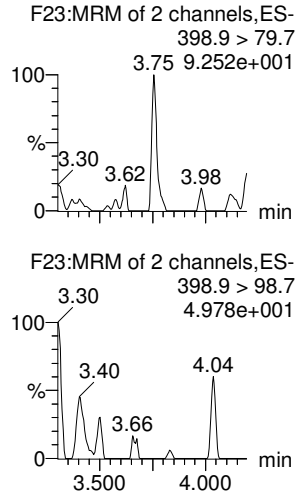

6:2 FTS

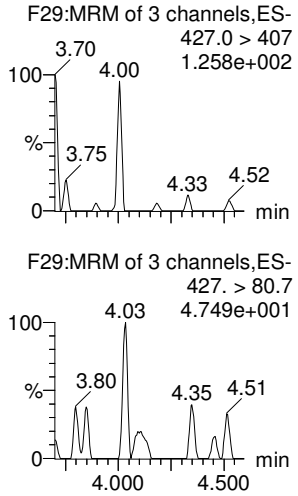

L-PFOA

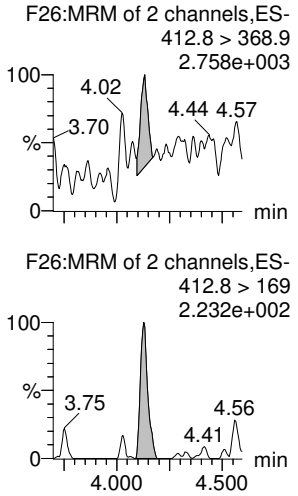

PFEChS

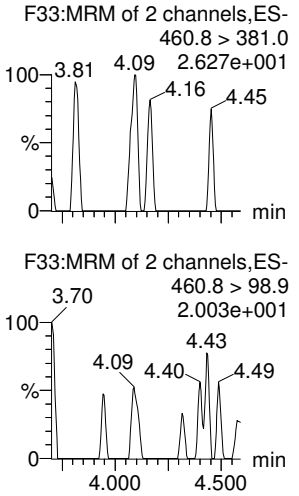

PFHpS

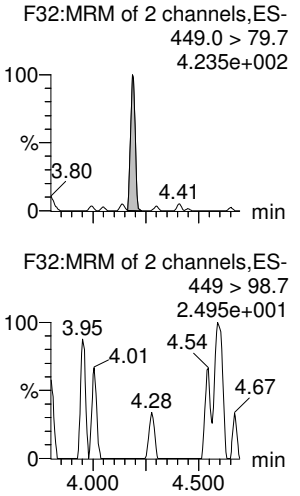

7:3 FTCA

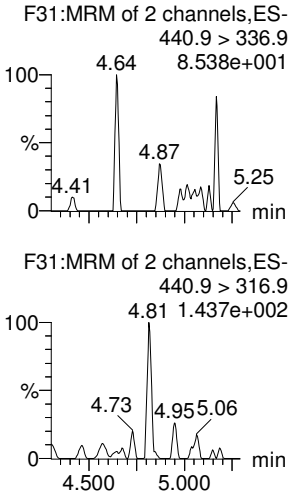

13C3-PFHxS-EIS

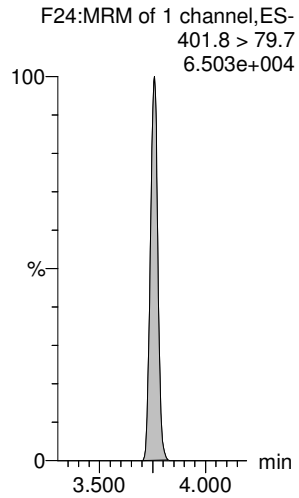

13C2-6:2 FTS-EIS

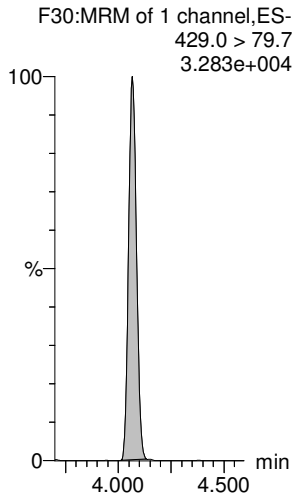

13C2-PFOA-EIS

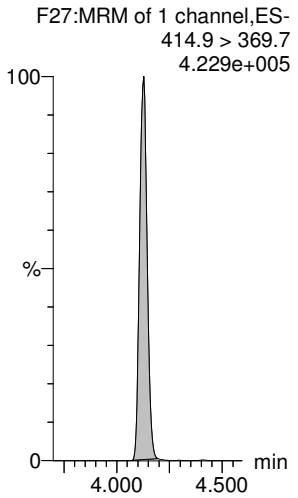

13C2-PFOA-EIS

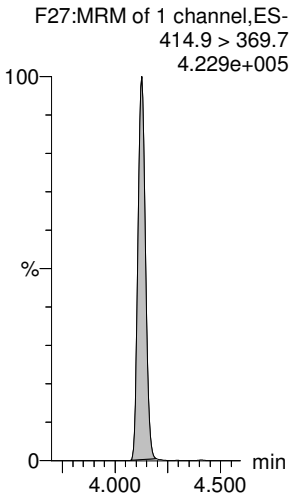

13C8-PFOS-EIS

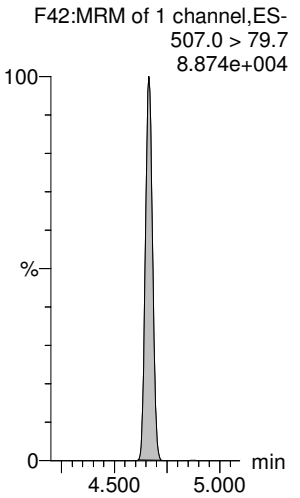

13C5-PFNA-EIS

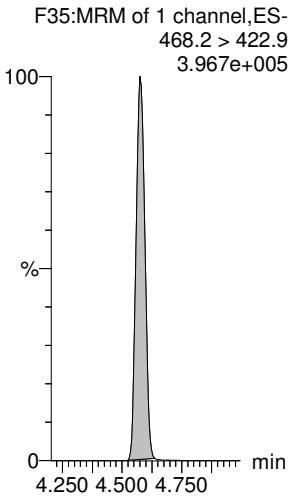

Dataset: Untitled

Last Altered: Tuesday, March 31, 2020 10:11:02 Pacific Daylight Time
Printed: Tuesday, March 31, 2020 10:11:24 Pacific Daylight Time

Name: 200330P1-15, Date: 30-Mar-2020, Time: 17:50:14, ID: IB, Description: IB

PFNA

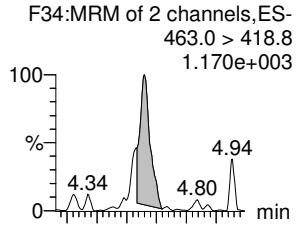

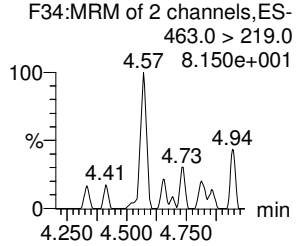

PFOSA

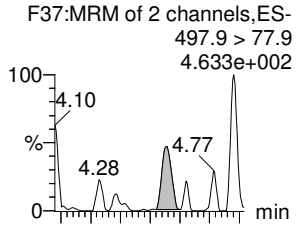

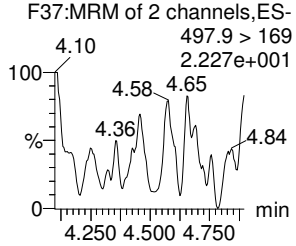

L-PFOS

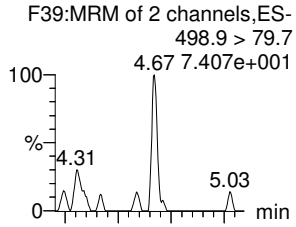

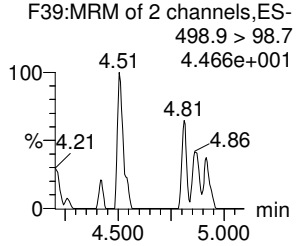

9Cl-PF30NS

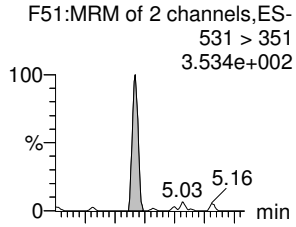

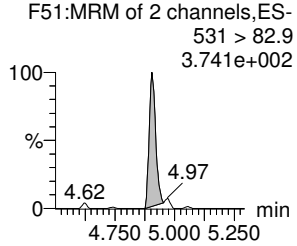

PFDA

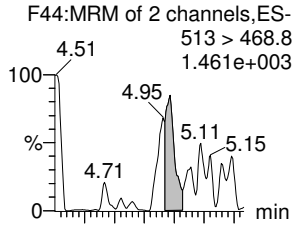

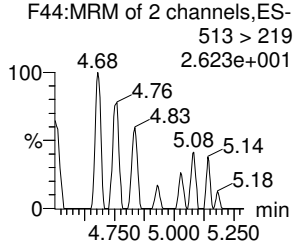

8:2 FTS

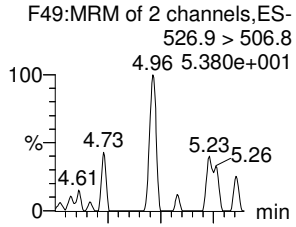

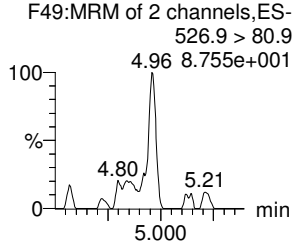

13C5-PFNA-EIS

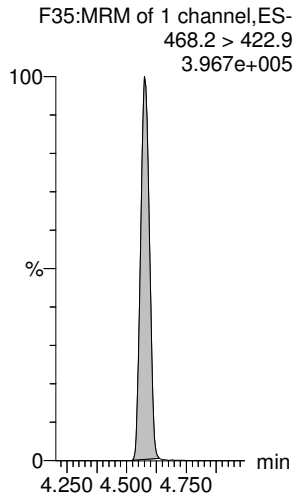

13C8-PFOSA-EIS

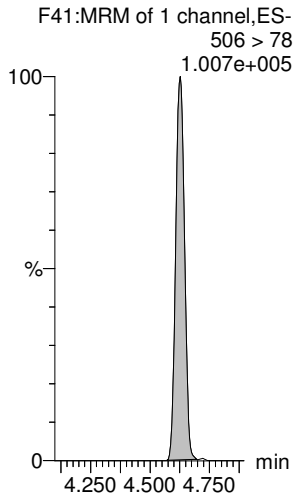

13C8-PFOS-EIS

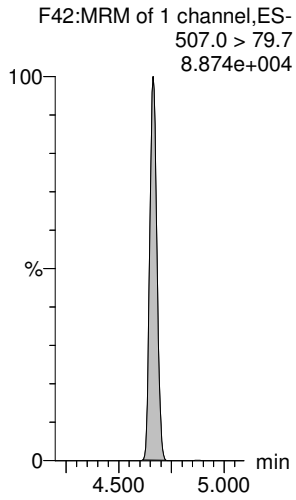

13C8-PFOS-EIS

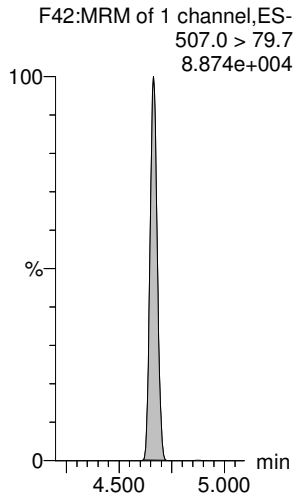

13C2-PFDA-EIS

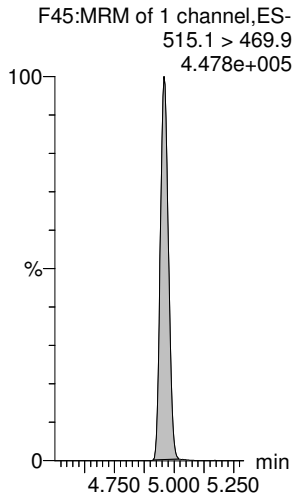

13C2-8:2 FTS-EIS

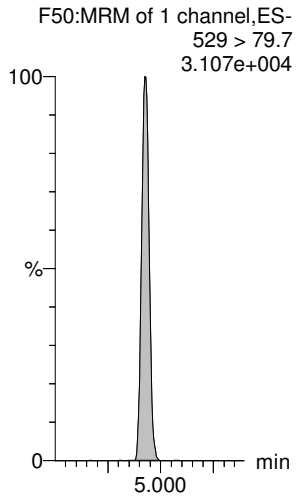

Dataset: Untitled

Last Altered: Tuesday, March 31, 2020 10:11:02 Pacific Daylight Time
Printed: Tuesday, March 31, 2020 10:11:24 Pacific Daylight Time

Name: 200330P1-15, Date: 30-Mar-2020, Time: 17:50:14, ID: IB, Description: IB

PFNS

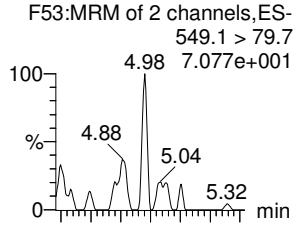

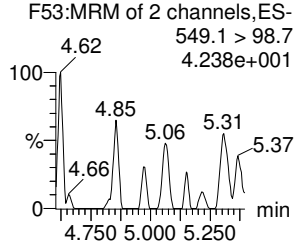

L-MeFOSAA

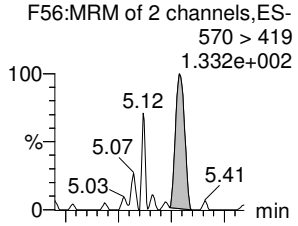

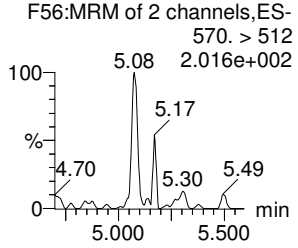

L-EtFOSAA

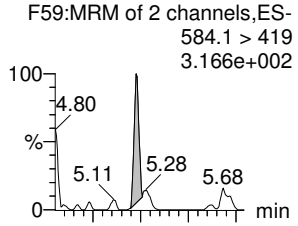

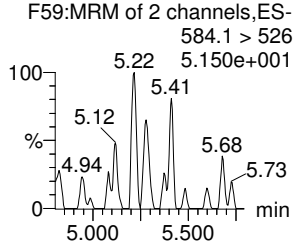

PFUdA

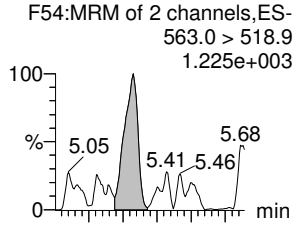

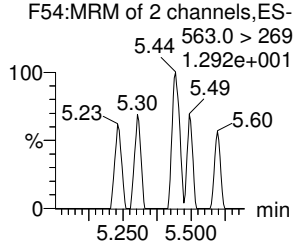

PFDS

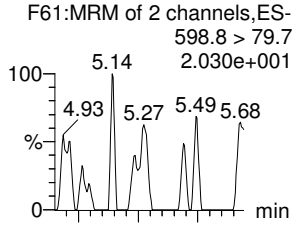

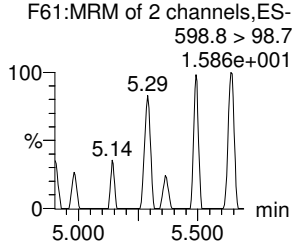

11Cl-PF30UdS

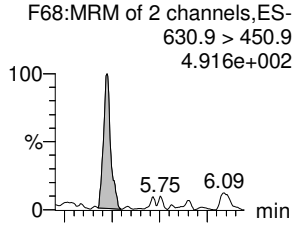

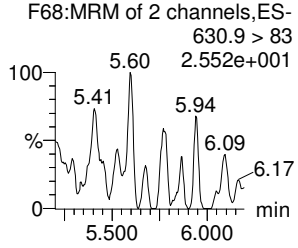

13C8-PFOS-EIS

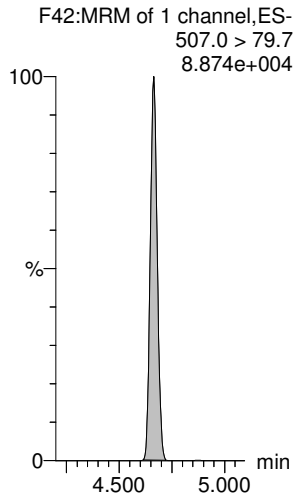

d3-N-MeFOSAA-EIS

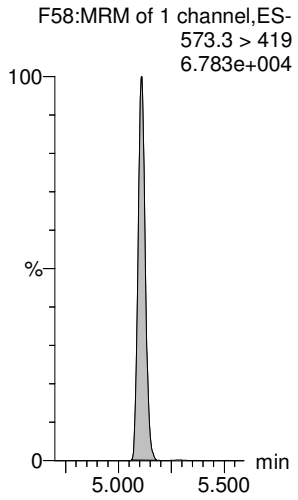

d5-N-EtFOSAA-EIS

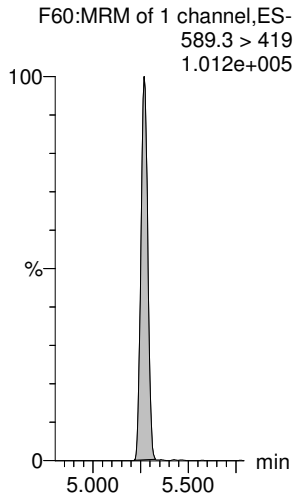

13C2-PFUdA-EIS

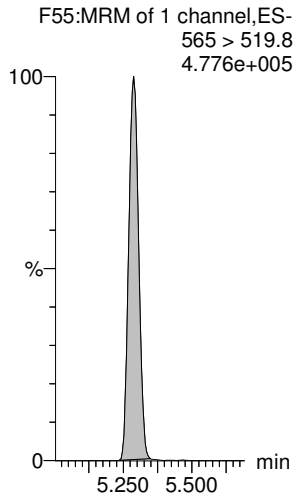

13C8-PFOS-EIS

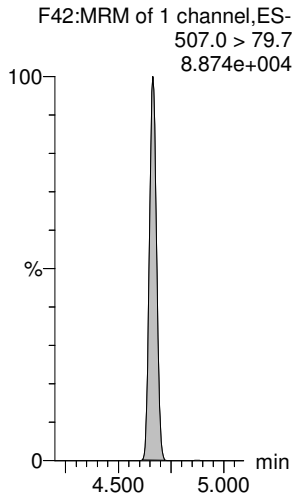

13C2-PFDoA-EIS

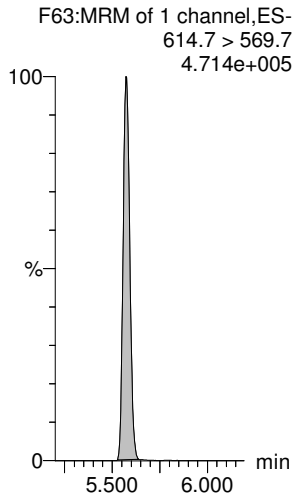

Dataset: Untitled

Last Altered: Tuesday, March 31, 2020 10:11:02 Pacific Daylight Time
Printed: Tuesday, March 31, 2020 10:11:24 Pacific Daylight Time

Name: 200330P1-15, Date: 30-Mar-2020, Time: 17:50:14, ID: IB, Description: IB

10:2 FTS

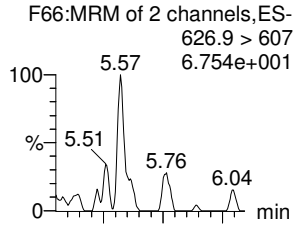

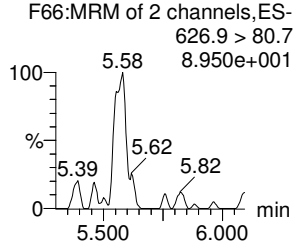

PFDoA

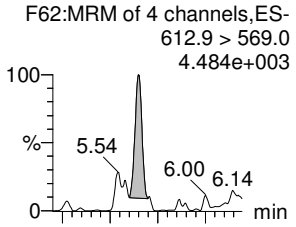

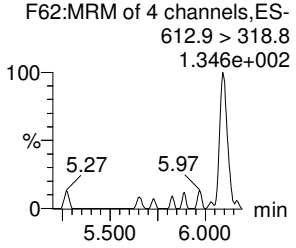

N-MeFOSA

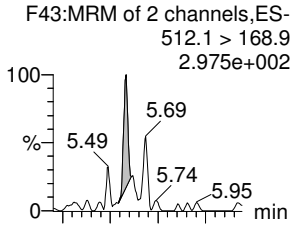

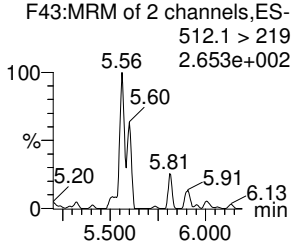

PFTrDA

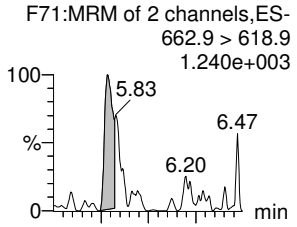

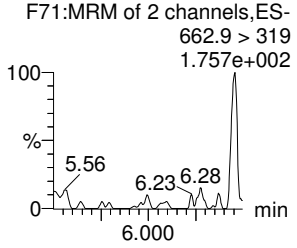

PFDoS

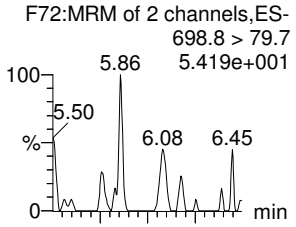

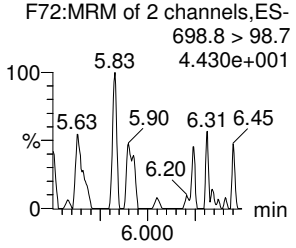

PFTeDA

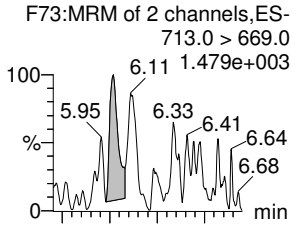

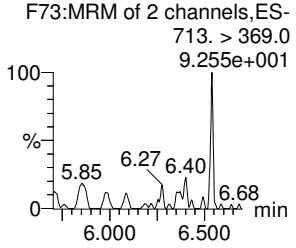

13C2-10:2 FTS-EIS

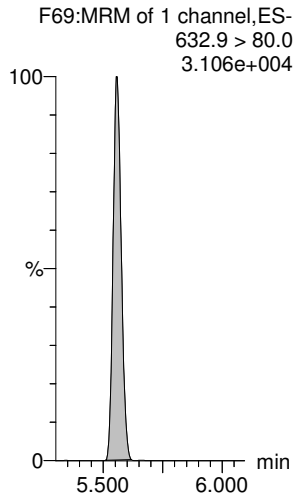

13C2-PFDoA-EIS

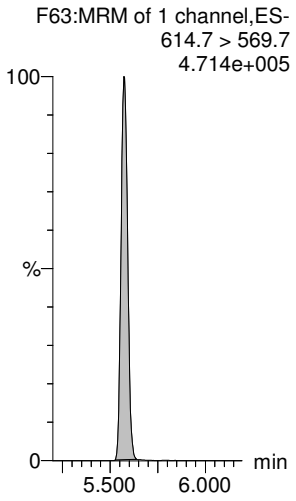

d3-N-MeFOSA-EIS

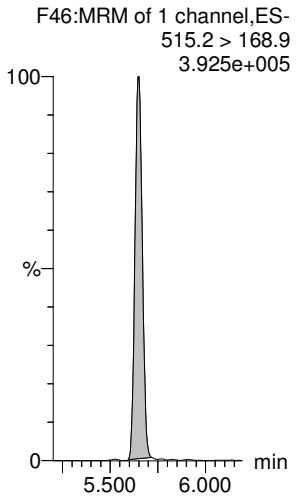

13C2-PFDoA-EIS

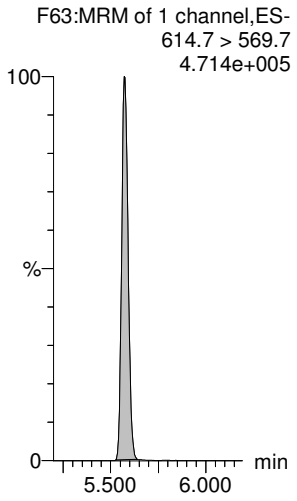

13C2-PFTeDA-EIS

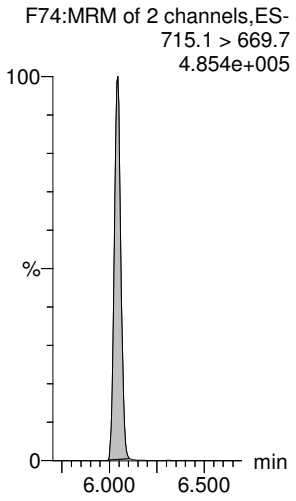

13C2-PFTeDA-EIS

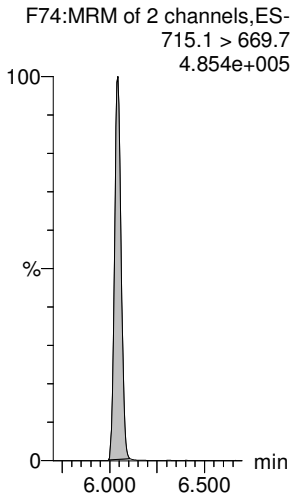

Dataset: Untitled

Last Altered: Tuesday, March 31, 2020 10:11:02 Pacific Daylight Time
Printed: Tuesday, March 31, 2020 10:11:24 Pacific Daylight Time

Name: 200330P1-15, Date: 30-Mar-2020, Time: 17:50:14, ID: IB, Description: IB

N-EtFOSA

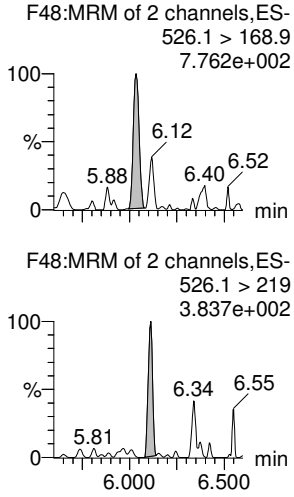

PFHxDA

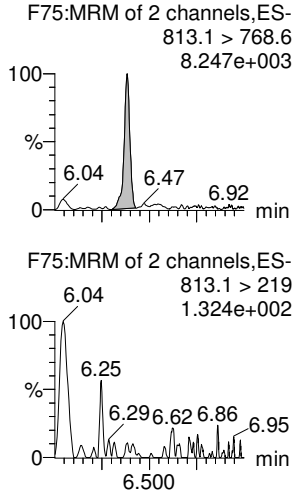

PFODA

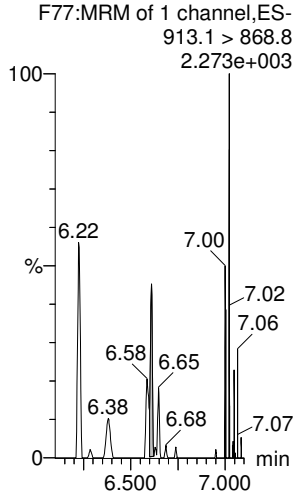

N-MeFOSE

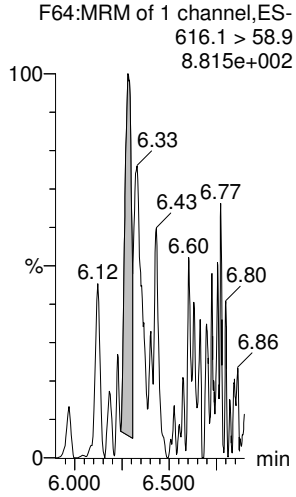

N-EtFOSE

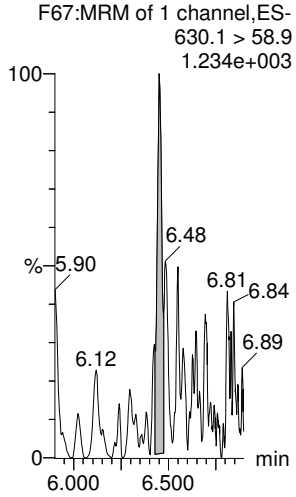

13C3-PFBA-RSD

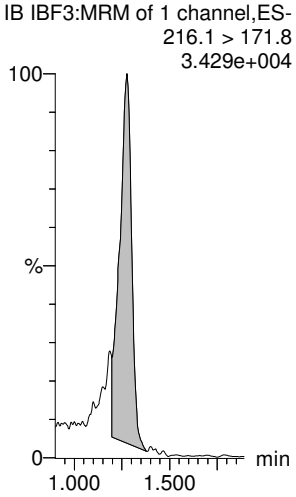

d5-N-ETFOSA-EIS

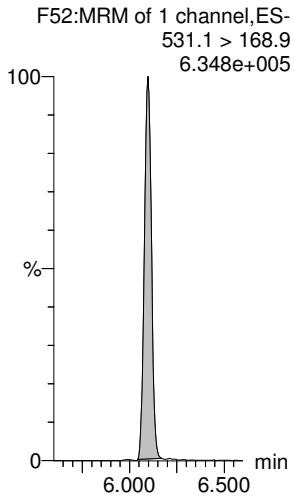

13C2-PFHxDA-EIS

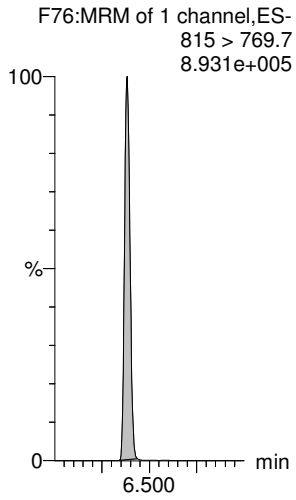

13C2-PFHxDA-EIS

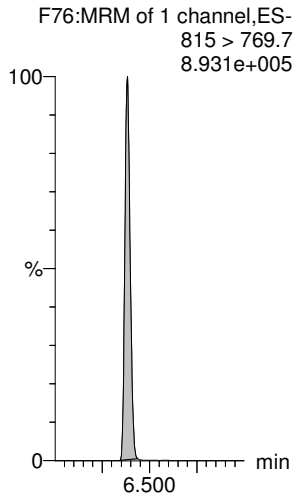

d7-N-MeFOSE-EIS

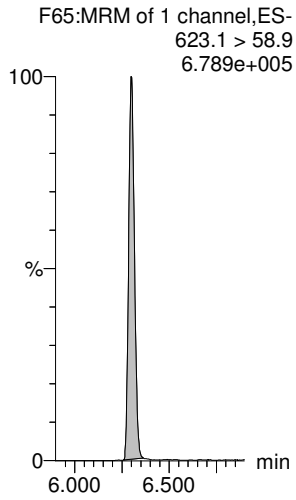

d9-N-EtFOSE-EIS

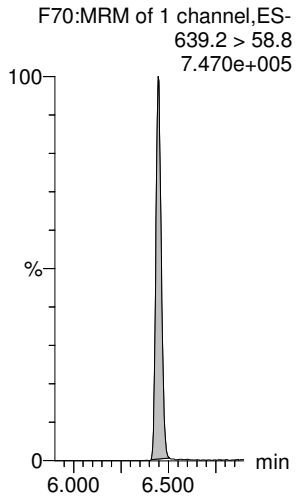

13C3-PFPeA-RSD

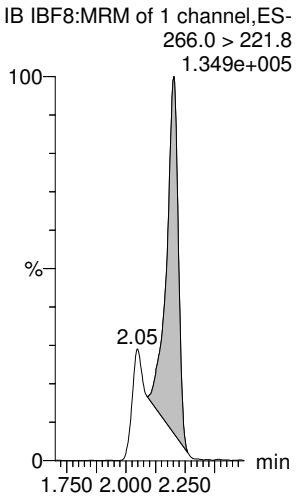

Dataset: Untitled

Last Altered: Tuesday, March 31, 2020 10:11:02 Pacific Daylight Time
Printed: Tuesday, March 31, 2020 10:11:24 Pacific Daylight Time

Name: 200330P1-15, Date: 30-Mar-2020, Time: 17:50:14, ID: IB, Description: IB

13C3-PFBS-RSD

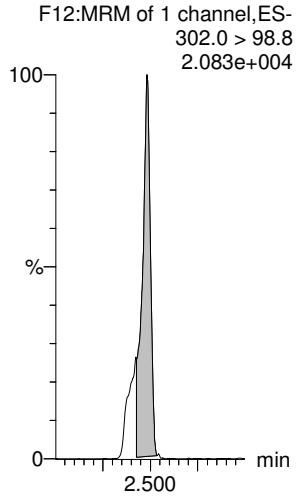

13C3-HFPO-DA-RSD

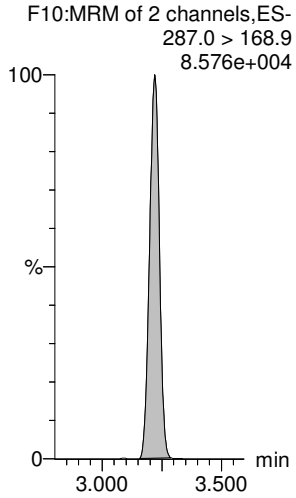

13C2-4:2 FTS-RSD

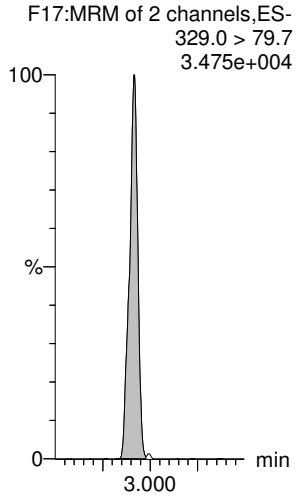

13C2-PFHxA-RSD

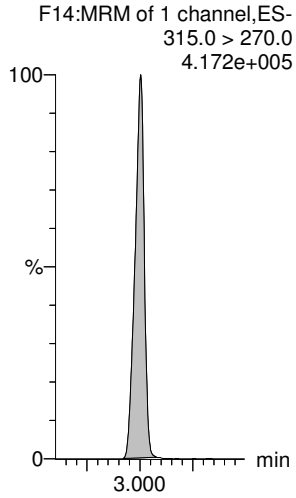

13C4-PFHpA-RSD

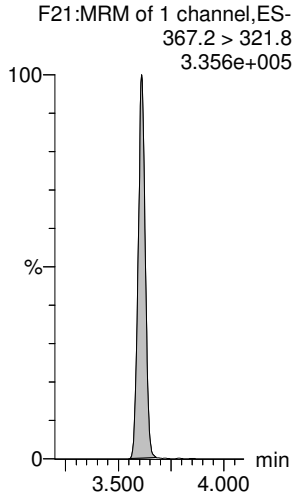

13C3-PFHxS-RSD

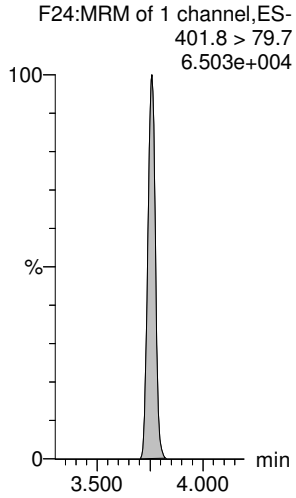

13C2-6:2 FTS-RSD

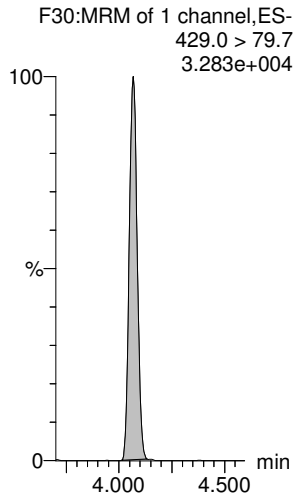

13C5-PFNA-RSD

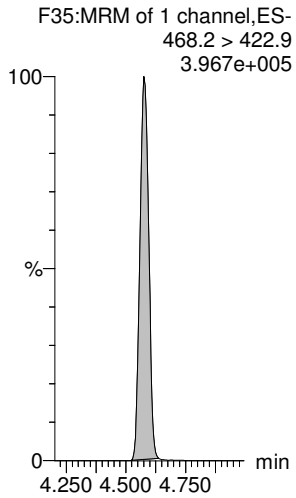

13C8-PFOSA-RSD

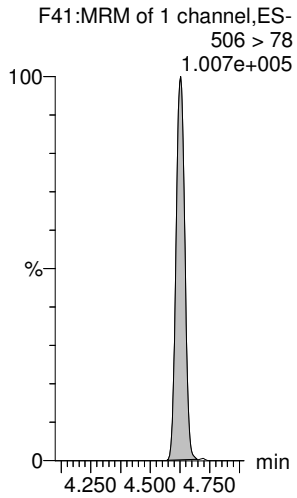

13C2-PFOA-RSD

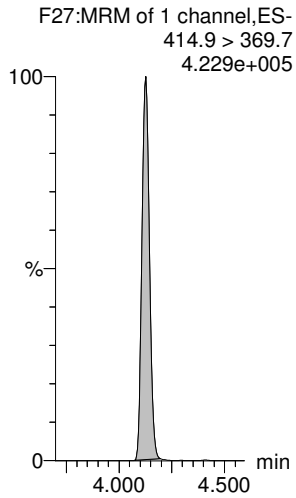

13C8-PFOS-RSD

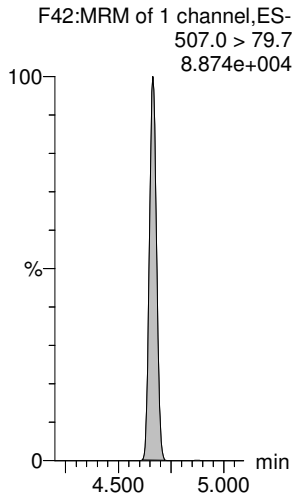

13C2-PFDA-RSD

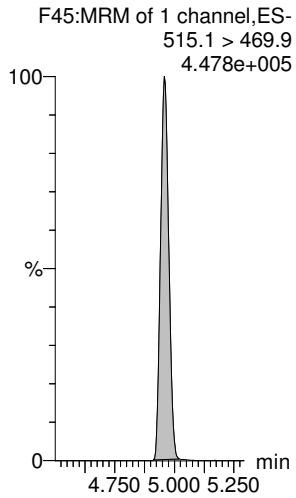

Dataset: Untitled

Last Altered: Tuesday, March 31, 2020 10:11:02 Pacific Daylight Time
Printed: Tuesday, March 31, 2020 10:11:24 Pacific Daylight Time

Name: 200330P1-15, Date: 30-Mar-2020, Time: 17:50:14, ID: IB, Description: IB

13C2-8:2 FTS-RSD

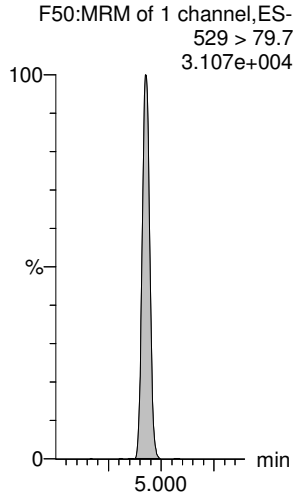

d3-N-MeFOSAA-RSD

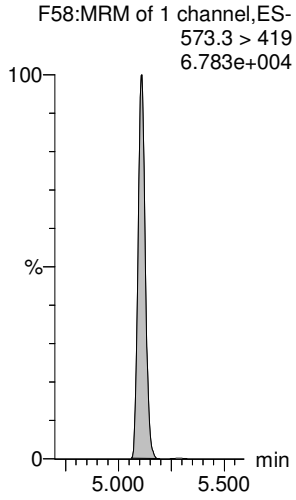

13C2-PFUdA-RSD

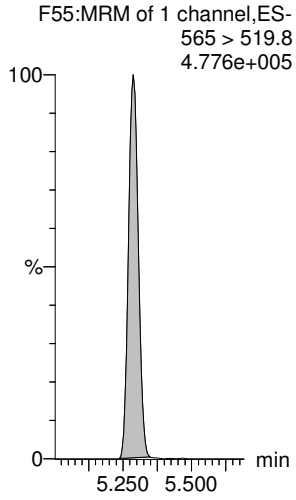

d5-N-EtFOSAA-RSD

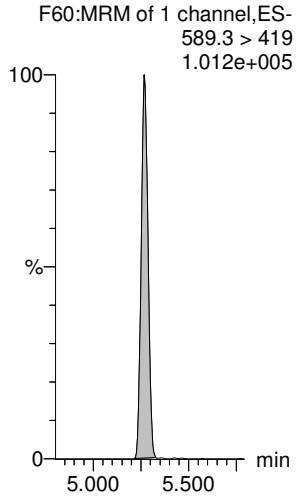

13C2-PFDoA-RSD

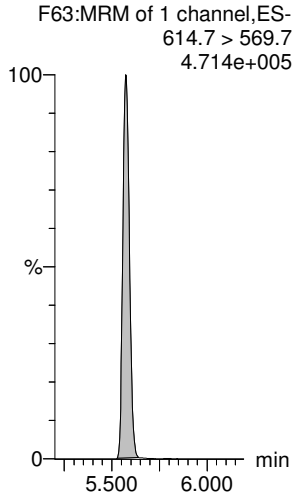

13C2-10:2 FTS-RSD

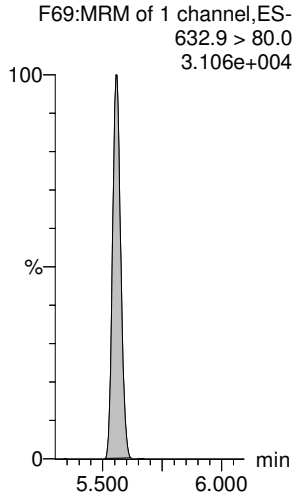

d3-N-MeFOSA-RSD

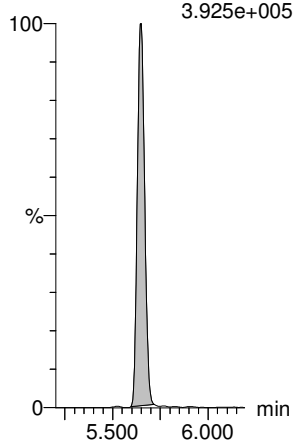

13C2-PFTeDA-RSD

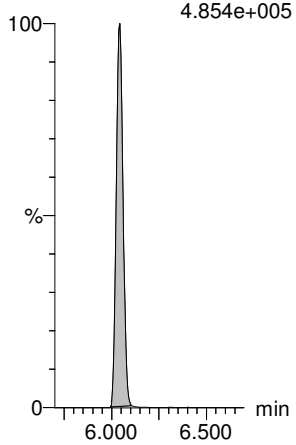

d5-N-ETFOSA-RSD

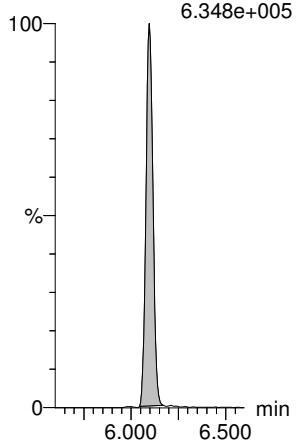

13C2-PFHxDA-RSD

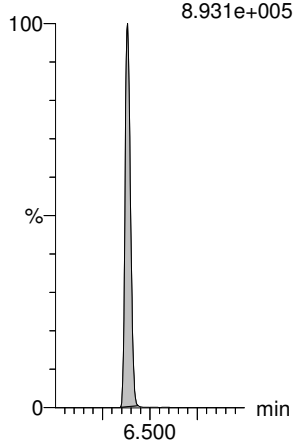

d7-N-MeFOSE-RSD

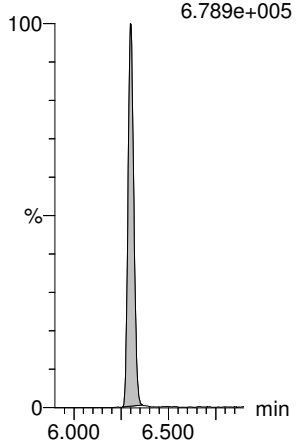

d9-N-EtFOSE-RSD

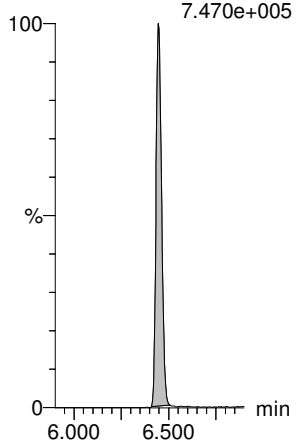

Dataset: Untitled

Last Altered: Tuesday, March 31, 2020 10:11:02 Pacific Daylight Time
Printed: Tuesday, March 31, 2020 10:11:24 Pacific Daylight Time

Name: 200330P1-15, Date: 30-Mar-2020, Time: 17:50:14, ID: IB, Description: IB

13C4-PFBA

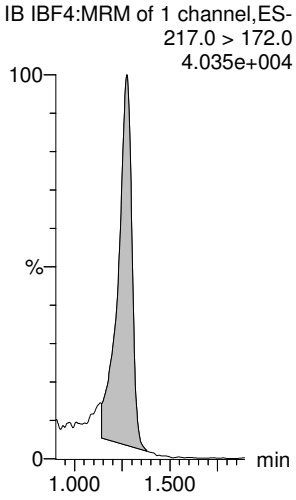

13C5-PFHxA

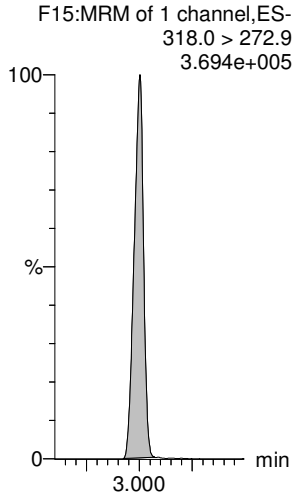

13C8-PFOA

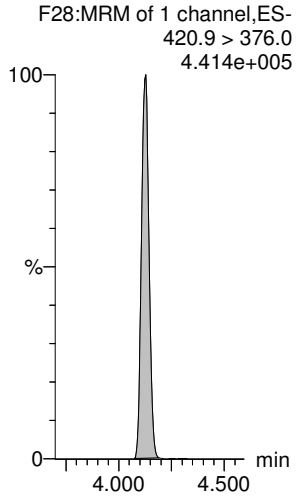

18O2-PFHxS

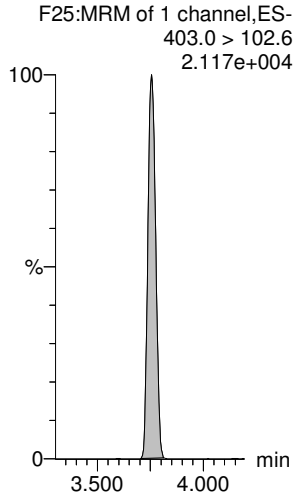

13C9-PFNA

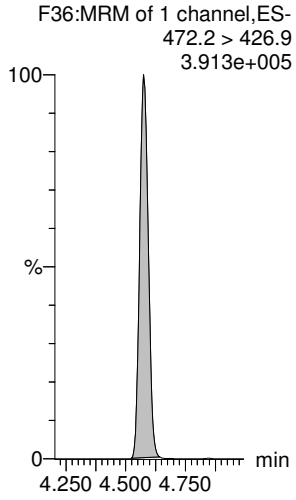

13C4-PFOS

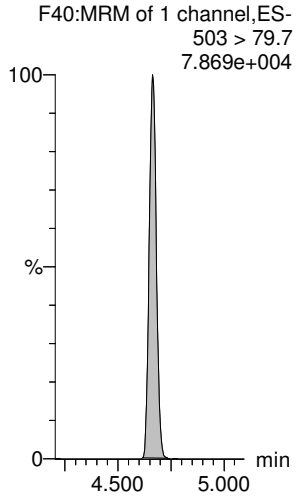

13C6-PFDA

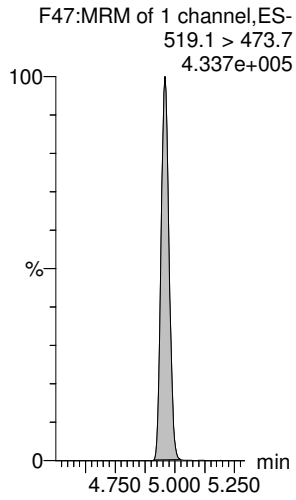

13C7-PFUdA

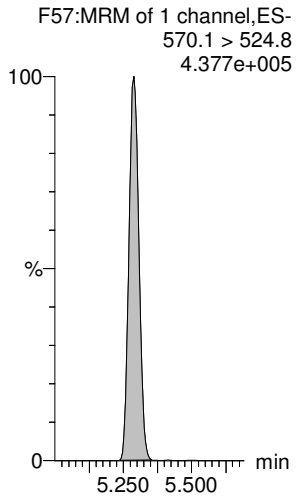

Vista Analytical Laboratory

Dataset: Untitled

Last Altered: Tuesday, March 31, 2020 10:11:02 Pacific Daylight Time
Printed: Tuesday, March 31, 2020 10:11:24 Pacific Daylight Time

Name: 200330P1-15, Date: 30-Mar-2020, Time: 17:50:14, ID: IB, Description: IB

	#	Name	Trace	Area	IS Area	wt/vol	RT	Response	Std. Conc	Conc.	%Rec	Recovery ...	Ion Ratio	Ratio Out?
1	1	PFBA	213.0 > 168.8	6.556	2383.369	0.000	1.32	0.034		0.0521		NO		
2	2	PFPrS	248.9 > 79.7		988.192	0.000						NO		YES
3	3	3:3 FTCA	240.9 > 176.9		9218.452	0.000						NO		YES
4	4	PFPeA	263.1 > 218.9		9218.452	0.000						NO		
5	5	PFBS	299.0 > 79.7		988.192	0.000						NO		YES
6	6	4:2 FTS	327.0 > 307		1739.196	0.000						NO		YES
7	47	13C3-PFBA-EIS	216.1 > 171.8	2383.369		0.000	1.28	2383.369	12.500	4.54	36.4	YES		
8	51	13C3-PFBS-EIS	302.0 > 98.8	988.192		0.000	2.48	988.192	12.500	9.36	74.9	NO		
9	49	13C3-PFPeA-EIS	266.0 > 221.8	9218.452		0.000	2.20	9218.452	12.500	9.54	76.3	NO		
10	49	13C3-PFPeA-EIS	266.0 > 221.8	9218.452		0.000	2.20	9218.452	12.500	9.54	76.3	NO		
11	51	13C3-PFBS-EIS	302.0 > 98.8	988.192		0.000	2.48	988.192	12.500	9.36	74.9	NO		
12	55	13C2-4:2 FTS-EIS	329.0 >79.7	1739.196		0.000	2.91	1739.196	12.500	12.8	102.0	NO		
13	-1													
14	7	PFHxA	313.0 > 269.0	24.669	20751.158	0.000	3.00	0.015				NO		YES
15	8	PFPeS	349.>79.7		988.192	0.000						NO		YES
16	9	HFPO-DA	285.1 > 168.9		4056.698	0.000						NO		YES
17	10	5:3 FTCA	340.9 > 236.9		13003.278	0.000						NO		YES
18	11	PFHpA	363.0 > 318.9	10.403	13003.278	0.000	3.56	0.010				NO		YES
19	12	ADONA	376.8 > 250.9	24.815	13003.278	0.000	3.68	0.024				NO	2.471	NO
20	57	13C2-PFHxA-EIS	315.0 > 270.0	20751.158		0.000	3.00	20751.158	12.500	11.9	95.3	NO		
21	51	13C3-PFBS-EIS	302.0 > 98.8	988.192		0.000	2.48	988.192	12.500	9.36	74.9	NO		
22	53	13C3-HFPO-DA-EIS	287.0 > 168.9	4056.698		0.000	3.22	4056.698	12.500	11.3	90.7	NO		
23	59	13C4-PFHpA-EIS	367.2 > 321.8	13003.278		0.000	3.61	13003.278	12.500	12.1	96.4	NO		
24	59	13C4-PFHpA-EIS	367.2 > 321.8	13003.278		0.000	3.61	13003.278	12.500	12.1	96.4	NO		
25	59	13C4-PFHpA-EIS	367.2 > 321.8	13003.278		0.000	3.61	13003.278	12.500	12.1	96.4	NO		
26	-1													
27	13	L-PFHxS	398.9 > 79.7		2635.032	0.000						NO		YES
28	15	6:2 FTS	427.0 > 407		1426.618	0.000						NO		YES
29	16	L-PFOA	412.8 > 368.9	74.274	17156.666	0.000	4.13	0.054		0.00179		NO	8.315	YES
30	18	PFecHS	460.8 > 381.0		17156.666	0.000						NO		YES
31	19	PFHpS	449.0 > 79.7	10.669	3396.796	0.000	4.19	0.039		0.104		NO		YES
32	20	7:3 FTCA	440.9 > 336.9		16573.078	0.000						NO		YES
33	61	13C3-PFHxS-EIS	401.8 > 79.7	2635.032		0.000	3.76	2635.032	12.500	13.1	104.9	NO		
34	63	13C2-6:2 FTS-EIS	429.0 >79.7	1426.618		0.000	4.07	1426.618	12.500	11.5	92.1	NO		
35	69	13C2-PFOA-EIS	414.9 > 369.7	17156.666		0.000	4.13	17156.666	12.500	12.0	95.9	NO		
36	69	13C2-PFOA-EIS	414.9 > 369.7	17156.666		0.000	4.13	17156.666	12.500	12.0	95.9	NO		

Dataset: Untitled

Last Altered: Tuesday, March 31, 2020 10:11:02 Pacific Daylight Time
Printed: Tuesday, March 31, 2020 10:11:24 Pacific Daylight Time

Name: 200330P1-15, Date: 30-Mar-2020, Time: 17:50:14, ID: IB, Description: IB

	#	Name	Trace	Area	IS Area	wt/vol	RT	Response	Std. Conc	Conc.	%Rec	Recovery ...	Ion Ratio	Ratio Out?
37	71	13C8-PFOS-EIS	507.0 > 79.7	3396.796		0.000	4.66	3396.796	12.500	11.9	94.9	NO		
38	65	13C5-PFNA-EIS	468.2 > 422.9	16573.078		0.000	4.58	16573.078	12.500	12.7	101.9	NO		
39	-1													
40	21	PFNA	463.0 > 418.8	54.558	16573.078	0.000	4.57	0.041				NO		YES
41	22	PFOSA	497.9 > 77.9	10.042	4207.711	0.000	4.57	0.030		0.0598		NO		YES
42	23	L-PFOS	498.9 > 79.7		3396.796	0.000						NO		YES
43	25	9Cl-PF30NS	531 > 351	9.561	3396.796	0.000	4.84	0.035				NO	0.863	YES
44	26	PFDA	513 > 468.8	52.445	17348.332	0.000	4.98	0.038		0.0315		NO		YES
45	27	8:2 FTS	526.9 > 506.8		1254.483	0.000						NO		YES
46	65	13C5-PFNA-EIS	468.2 > 422.9	16573.078		0.000	4.58	16573.078	12.500	12.7	101.9	NO		
47	67	13C8-PFOSA-EIS	506 > 78	4207.711		0.000	4.63	4207.711	12.500	11.8	94.6	NO		
48	71	13C8-PFOS-EIS	507.0 > 79.7	3396.796		0.000	4.66	3396.796	12.500	11.9	94.9	NO		
49	71	13C8-PFOS-EIS	507.0 > 79.7	3396.796		0.000	4.66	3396.796	12.500	11.9	94.9	NO		
50	73	13C2-PFDA-EIS	515.1 > 469.9	17348.332		0.000	4.96	17348.332	12.500	12.3	98.1	NO		
51	75	13C2-8:2 FTS-EIS	529 > 79.7	1254.483		0.000	4.93	1254.483	12.500	11.8	94.1	NO		
52	-1													
53	28	PFNS	549.1 > 79.7		3396.796	0.000						NO		YES
54	29	L-MeFOSAA	570 > 419	6.439	2603.657	0.000	5.29	0.031				NO		YES
55	31	L-EtFOSAA	584.1 > 419	8.495	4181.532	0.000	5.23	0.025		0.0367		NO		YES
56	33	PFUdA	563.0 > 518.9	69.571	19781.109	0.000	5.29	0.044				NO		YES
57	34	PFDS	598.8 > 79.7		3396.796	0.000						NO		YES
58	35	11Cl-PF30UdS	630.9 > 450.9	20.679	18577.584	0.000	5.47	0.014				NO		YES
59	71	13C8-PFOS-EIS	507.0 > 79.7	3396.796		0.000	4.66	3396.796	12.500	11.9	94.9	NO		
60	77	d3-N-MeFOSAA-EIS	573.3 > 419	2603.657		0.000	5.11	2603.657	12.500	13.5	108.2	NO		
61	81	d5-N-EtFOSAA-EIS	589.3 > 419	4181.532		0.000	5.27	4181.532	12.500	11.7	93.3	NO		
62	79	13C2-PFUdA-EIS	565 > 519.8	19781.109		0.000	5.29	19781.109	12.500	11.9	95.4	NO		
63	71	13C8-PFOS-EIS	507.0 > 79.7	3396.796		0.000	4.66	3396.796	12.500	11.9	94.9	NO		
64	83	13C2-PFDoA-EIS	614.7 > 569.7	18577.584		0.000	5.57	18577.584	12.500	12.8	102.2	NO		
65	-1													
66	36	10:2 FTS	626.9 > 607		1231.604	0.000						NO		YES
67	37	PFDoA	612.9 > 569.0	166.532	18577.584	0.000	5.65	0.112		0.150		NO		YES
68	38	N-MeFOSA	512.1 > 168.9	6.298	16990.861	0.000	5.58	0.055		0.00567		NO		YES
69	39	PFTrDA	662.9 > 618.9	60.998	18577.584	0.000	5.78	0.041		0.0761		NO		YES
70	40	PFDoS	698.8 > 79.7		19646.686	0.000						NO		YES
71	41	PFTeDA	713.0 > 669.0	71.044	19646.686	0.000	6.02	0.045				NO		YES
72	85	13C2-10:2 FTS-EIS	632.9 > 80.0	1231.604		0.000	5.55	1231.604	12.500	13.3	106.5	NO		

Dataset: Untitled

Last Altered: Tuesday, March 31, 2020 10:11:02 Pacific Daylight Time
Printed: Tuesday, March 31, 2020 10:11:24 Pacific Daylight Time

Name: 200330P1-15, Date: 30-Mar-2020, Time: 17:50:14, ID: IB, Description: IB

	#	Name	Trace	Area	IS Area	wt/vol	RT	Response	Std. Conc	Conc.	%Rec	Recovery ...	Ion Ratio	Ratio Out?
73	83	13C2-PFDoA-EIS	614.7 > 569.7	18577.584		0.000	5.57	18577.584	12.500	12.8	102.2	NO		
74	87	d3-N-MeFOSA-EIS	515.2 > 168.9	16990.861		0.000	5.65	16990.861	149.200	132	88.7	NO		
75	83	13C2-PFDoA-EIS	614.7 > 569.7	18577.584		0.000	5.57	18577.584	12.500	12.8	102.2	NO		
76	89	13C2-PFTeDA-EIS	715.1 > 669.7	19646.686		0.000	6.04	19646.686	12.500	12.7	101.6	NO		
77	89	13C2-PFTeDA-EIS	715.1 > 669.7	19646.686		0.000	6.04	19646.686	12.500	12.7	101.6	NO		
78	-1													
79	42	N-EtFOSA	526.1 > 168.9	27.559	27033.408	0.000	6.03	0.152		0.207		NO	2.691	YES
80	43	PFHxDA	813.1 > 768.6	283.524	29201.779	0.000	6.38	0.121		0.0755		NO		YES
81	44	PFODA	913.1 > 868.8	11.929	29201.779	0.000	6.61	0.005		0.0477		NO		
82	45	N-MeFOSE	616.1 > 58.9	33.233	23187.906	0.000	6.28	0.214		0.176		NO		
83	46	N-EtFOSE	630.1 > 58.9	35.746	25092.629	0.000	6.45	0.213		0.0890		NO		
84	48	13C3-PFBA-RSD	216.1 > 171.8	2383.369	3230.402	0.000	1.28	9.222	12.500	12.0	96.3	NO		
85	91	d5-N-ETFOSA-EIS	531.1 > 168.9	27033.408		0.000	6.10	27033.408	149.200	133	89.1	NO		
86	93	13C2-PFHxDA-EIS	815 > 769.7	29201.779		0.000	6.38	29201.779	12.500	12.8	102.5	NO		
87	93	13C2-PFHxDA-EIS	815 > 769.7	29201.779		0.000	6.38	29201.779	12.500	12.8	102.5	NO		
88	95	d7-N-MeFOSE-EIS	623.1 > 58.9	23187.906		0.000	6.30	23187.906	149.200	133	88.9	NO		
89	97	d9-N-EtFOSE-EIS	639.2 > 58.8	25092.629		0.000	6.45	25092.629	149.200	132	88.3	NO		
90	50	13C3-PFPeA-RSD	266.0 > 221.8	7187.710	18476.656	0.000	2.20	4.863	12.500	8.38	67.0	NO		
91	-1													
92	52	13C3-PFBS-RSD	302.0 > 98.8	988.192	879.271	0.000	2.48	14.048	12.500	11.7	93.8	NO		
93	54	13C3-HFPO-DA-RSD	287.0 > 168.9	4056.698	18476.656	0.000	3.22	2.744	12.500	13.1	104.7	NO		
94	56	13C2-4:2 FTS-RSD	329.0 >79.7	1739.196	879.271	0.000	2.91	24.725	12.500	15.1	121.1	NO		
95	58	13C2-PFHxA-RSD	315.0 > 270.0	20751.158	18476.656	0.000	3.00	14.039	12.500	13.8	110.4	NO		
96	60	13C4-PFHpA-RSD	367.2 > 321.8	13003.278	18476.656	0.000	3.61	8.797	12.500	13.6	108.7	NO		
97	62	13C3-PFHxS-RSD	401.8 > 79.7	2635.032	879.271	0.000	3.76	37.460	12.500	14.7	117.2	NO		
98	64	13C2-6:2 FTS-RSD	429.0 >79.7	1426.618	3018.262	0.000	4.07	5.908	12.500	12.7	102.0	NO		
99	66	13C5-PFNA-RSD	468.2 > 422.9	16573.078	16092.321	0.000	4.58	12.873	12.500	13.7	109.8	NO		
100	68	13C8-PFOSA-RSD	506 > 78	4207.711	18460.500	0.000	4.63	2.849	12.500	13.1	104.5	NO		
101	70	13C2-PFOA-RSD	414.9 > 369.7	17156.666	17958.609	0.000	4.13	11.942	12.500	13.2	105.9	NO		
102	72	13C8-PFOS-RSD	507.0 > 79.7	3396.796	3018.262	0.000	4.66	14.068	12.500	13.8	110.5	NO		
103	74	13C2-PFDA-RSD	515.1 > 469.9	17348.332	16456.648	0.000	4.96	13.177	12.500	13.8	110.8	NO		
104	-1													
105	76	13C2-8:2 FTS-RSD	529 > 79.7	1254.483	3018.262	0.000	4.93	5.195	12.500	13.1	104.7	NO		
106	78	d3-N-MeFOSAA-RSD	573.3 > 419	2603.657	18460.500	0.000	5.11	1.763	12.500	14.2	113.4	NO		
107	80	13C2-PFUdA-RSD	565 > 519.8	19781.109	18460.500	0.000	5.29	13.394	12.500	13.2	105.3	NO		
108	82	d5-N-EtFOSAA-RSD	589.3 > 419	4181.532	18460.500	0.000	5.27	2.831	12.500	14.0	111.7	NO		

Dataset: Untitled

Last Altered: Tuesday, March 31, 2020 10:11:02 Pacific Daylight Time
Printed: Tuesday, March 31, 2020 10:11:24 Pacific Daylight Time

Name: 200330P1-15, Date: 30-Mar-2020, Time: 17:50:14, ID: IB, Description: IB

	#	Name	Trace	Area	IS Area	wt/vol	RT	Response	Std. Conc	Conc.	%Rec	Recovery ...	Ion Ratio	Ratio Out?
109	84	13C2-PFDoA-RSD	614.7 > 569.7	18577.584	16456.648	0.000	5.57	14.111	12.500	14.2	113.2	NO		
110	86	13C2-10:2 FTS-RSD	632.9 > 80.0	1231.604	3018.262	0.000	5.55	5.101	12.500	15.1	121.0	NO		
111	88	d3-N-MeFOSA-RSD	515.2 > 168.9	16990.861	18460.500	0.000	5.65	11.505	149.200	140	93.6	NO		
112	90	13C2-PFTeDA-RSD	715.1 > 669.7	19646.686	18460.500	0.000	6.04	13.303	12.500	13.4	107.1	NO		
113	92	d5-N-ETFOSA-RSD	531.1 > 168.9	27033.408	18460.500	0.000	6.10	18.305	149.200	143	96.0	NO		
114	94	13C2-PFHxDA-RSD	815 > 769.7	29201.779	18460.500	0.000	6.38	19.773	12.500	13.2	105.5	NO		
115	96	d7-N-MeFOSE-RSD	623.1 > 58.9	23187.906	18460.500	0.000	6.30	15.701	149.200	140	93.8	NO		
116	98	d9-N-EtFOSE-RSD	639.2 > 58.8	25092.629	18460.500	0.000	6.45	16.991	149.200	138	92.7	NO		
117	-1													
118	99	13C4-PFBA	217.0 > 172.0	3230.402	3230.402	0.000	1.27	12.500	12.500	12.5	100.0	NO		
119	1...	13C5-PFHxA	318.0 > 272.9	18476.656	18476.656	0.000	3.00	12.500	12.500	12.5	100.0	NO		
120	1...	13C8-PFOA	420.9 > 376.0	17958.609	17958.609	0.000	4.13	12.500	12.500	12.5	100.0	NO		
121	1...	18O2-PFHxS	403.0 > 102.6	879.271	879.271	0.000	3.75	12.500	12.500	12.5	100.0	NO		
122	1...	13C9-PFNA	472.2 > 426.9	16092.321	16092.321	0.000	4.58	12.500	12.500	12.5	100.0	NO		
123	1...	13C4-PFOS	503 > 79.7	3018.262	3018.262	0.000	4.66	12.500	12.500	12.5	100.0	NO		
124	1...	13C6-PFDA	519.1 > 473.7	16456.648	16456.648	0.000	4.96	12.500	12.500	12.5	100.0	NO		
125	1...	13C7-PFUdA	570.1 > 524.8	18460.500	18460.500	0.000	5.29	12.500	12.500	12.5	100.0	NO		

TUNE CHECKS

Calibration Verification Report - MS1 Static

Printed: **Mon Mar 30 14:46:14 2020**

Data file: STATMS1V - Calibrated

22 matches of 23 tested references

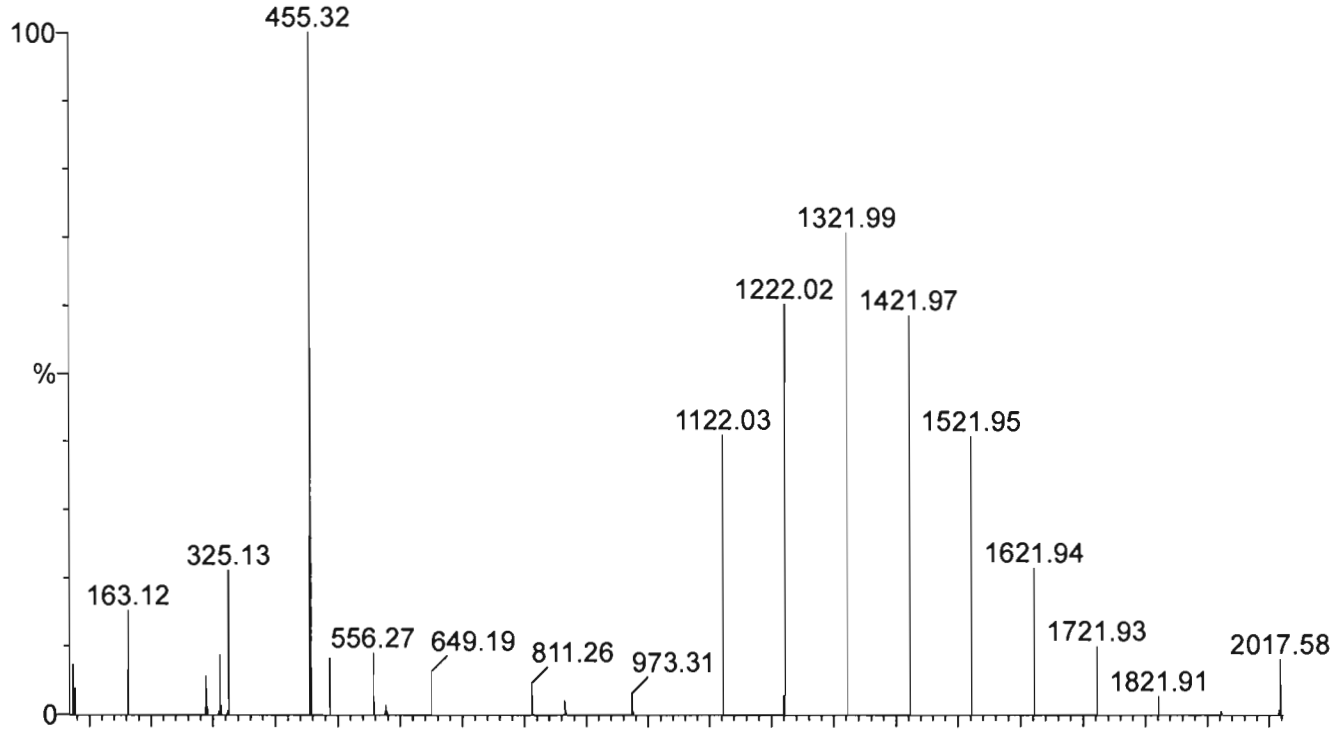

Reference: c:\masslynx\ref\ESI Calibration TQ ResCal.ref

Mean residual = 0.0255 amu

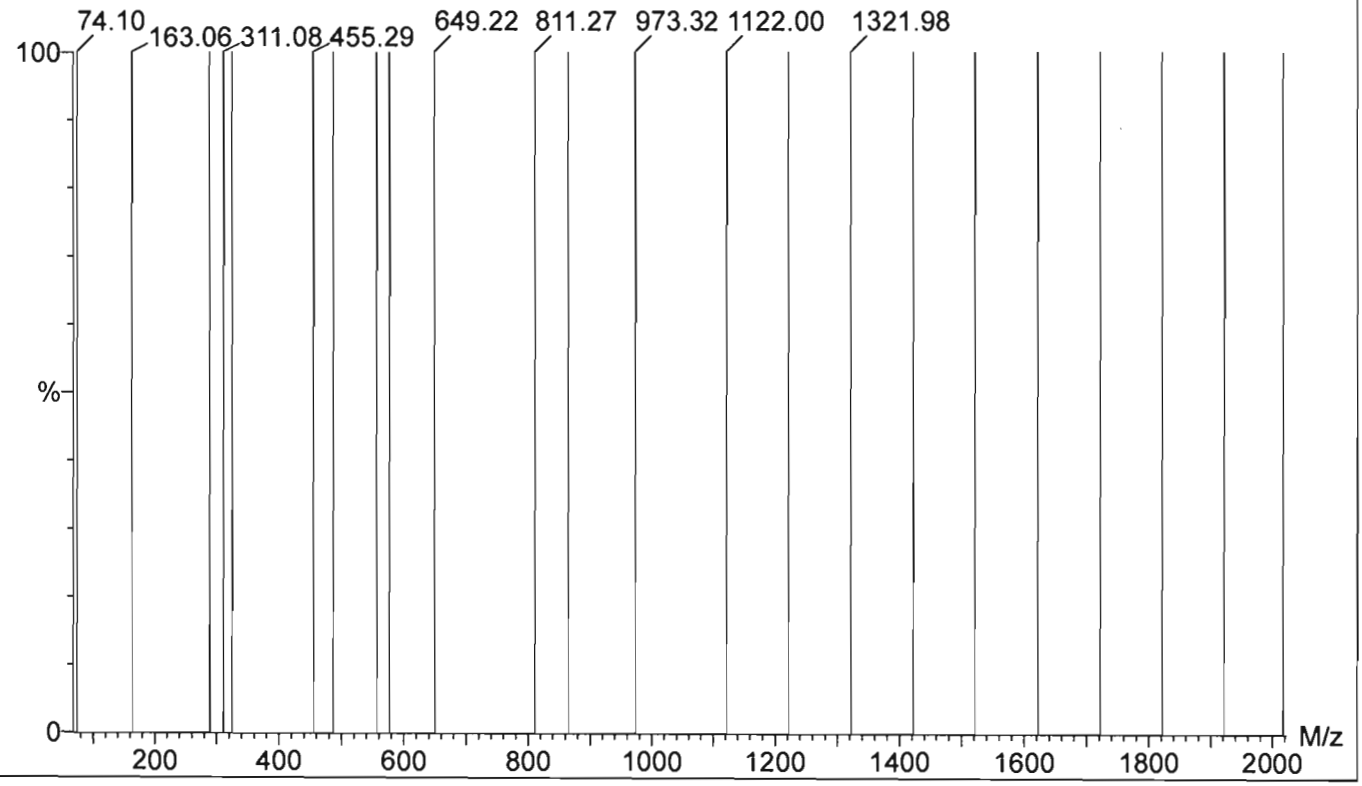

Printed: **Mon Mar 30 14:47:23 2020**

Data file: SCNMS1V - Calibrated 23 matches of 23 tested references

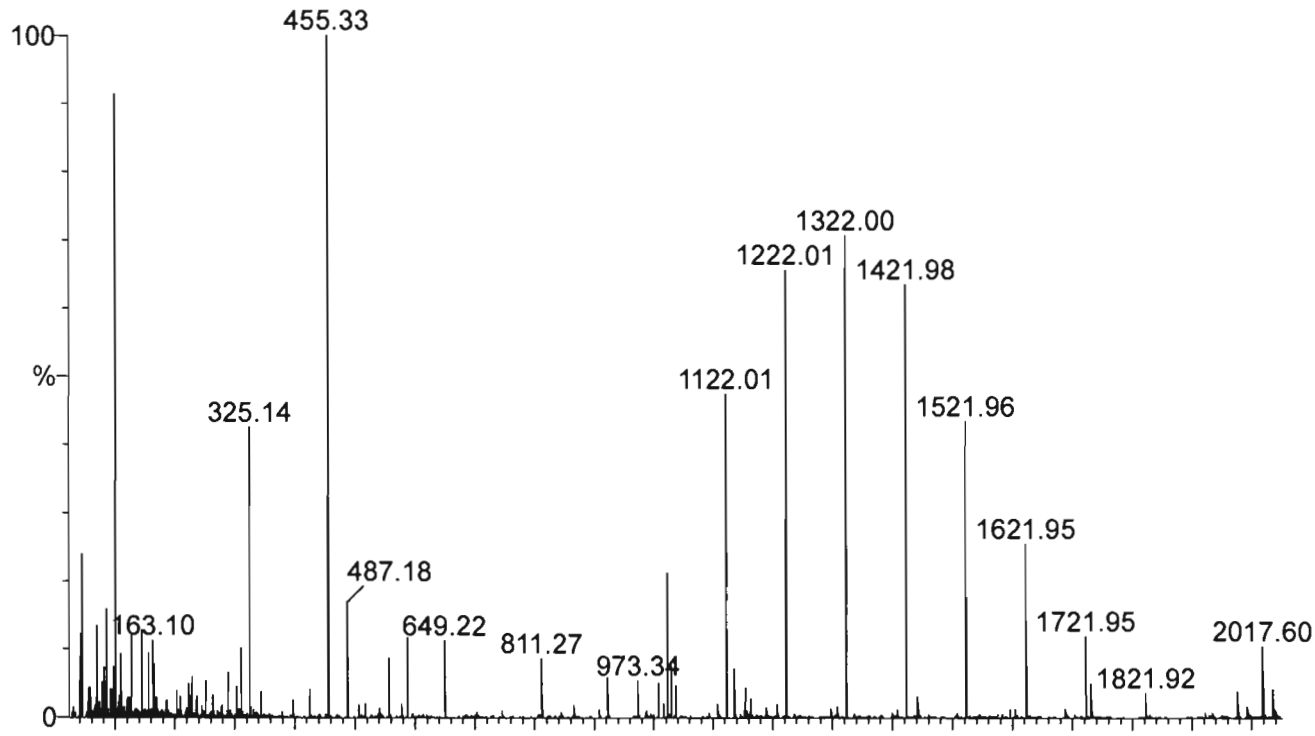

Reference: c:\masslynx\ref\ESI Calibration TQ ResCal.ref Mean residual = 0.0192 amu

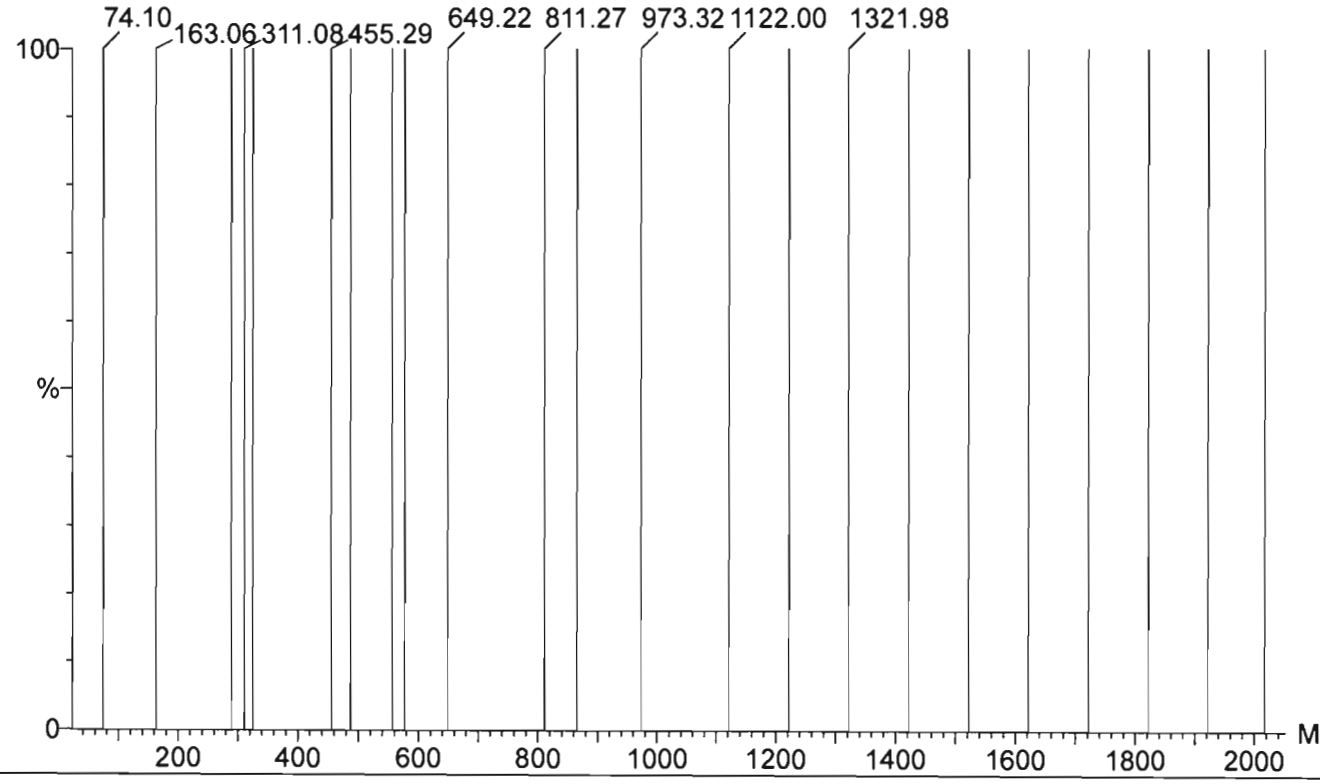

Printed: **Mon Mar 30 14:48:35 2020**

Data file: FASTMS1V - Calibrated 23 matches of 23 tested references

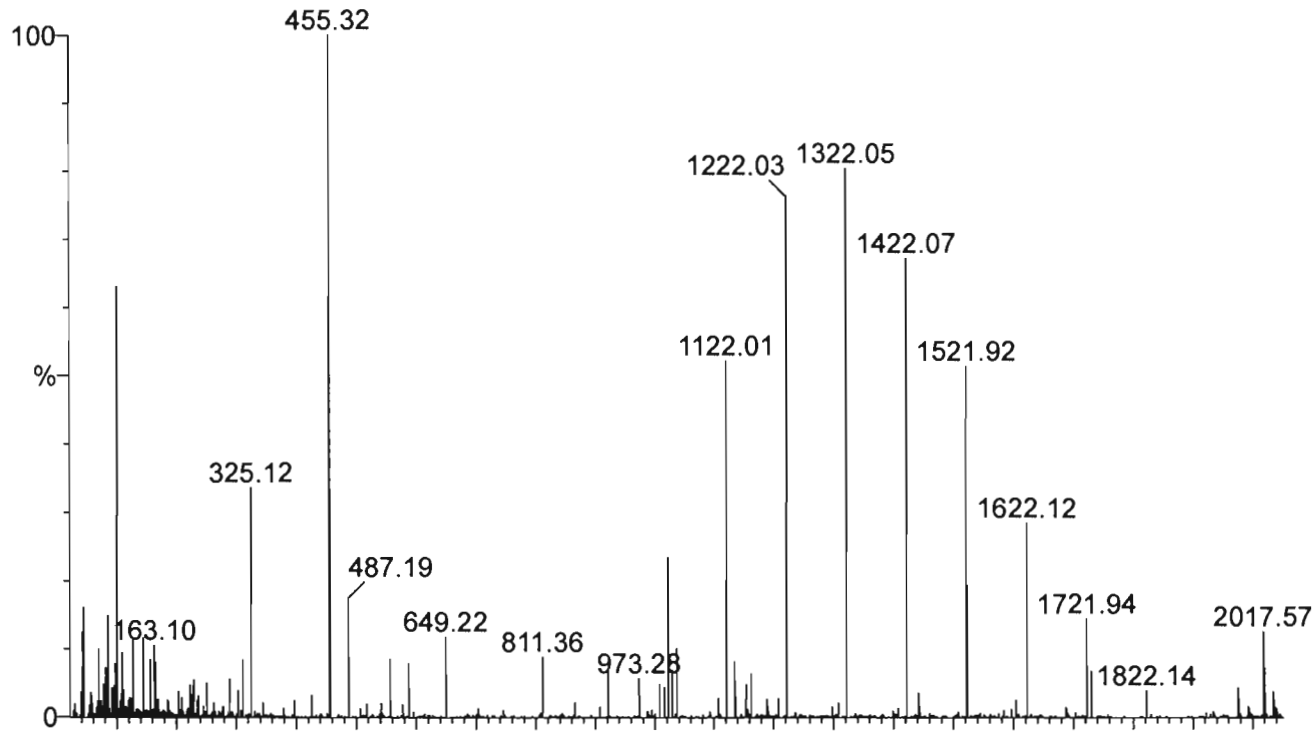

Reference: c:\masslynx\ref\ESI Calibration TQ ResCal.ref Mean residual = 0.0528 amu

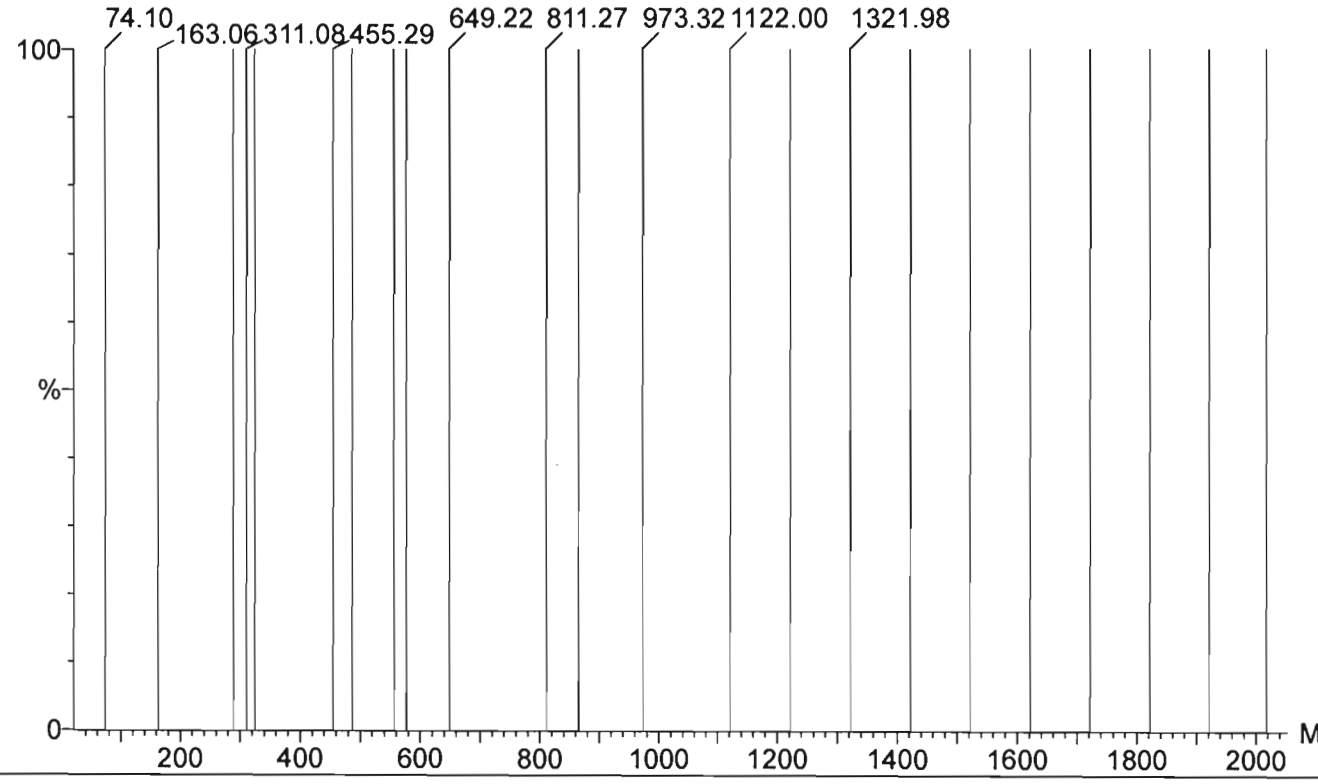

Data file: STATMS2V - Calibrated 22 matches of 23 tested references

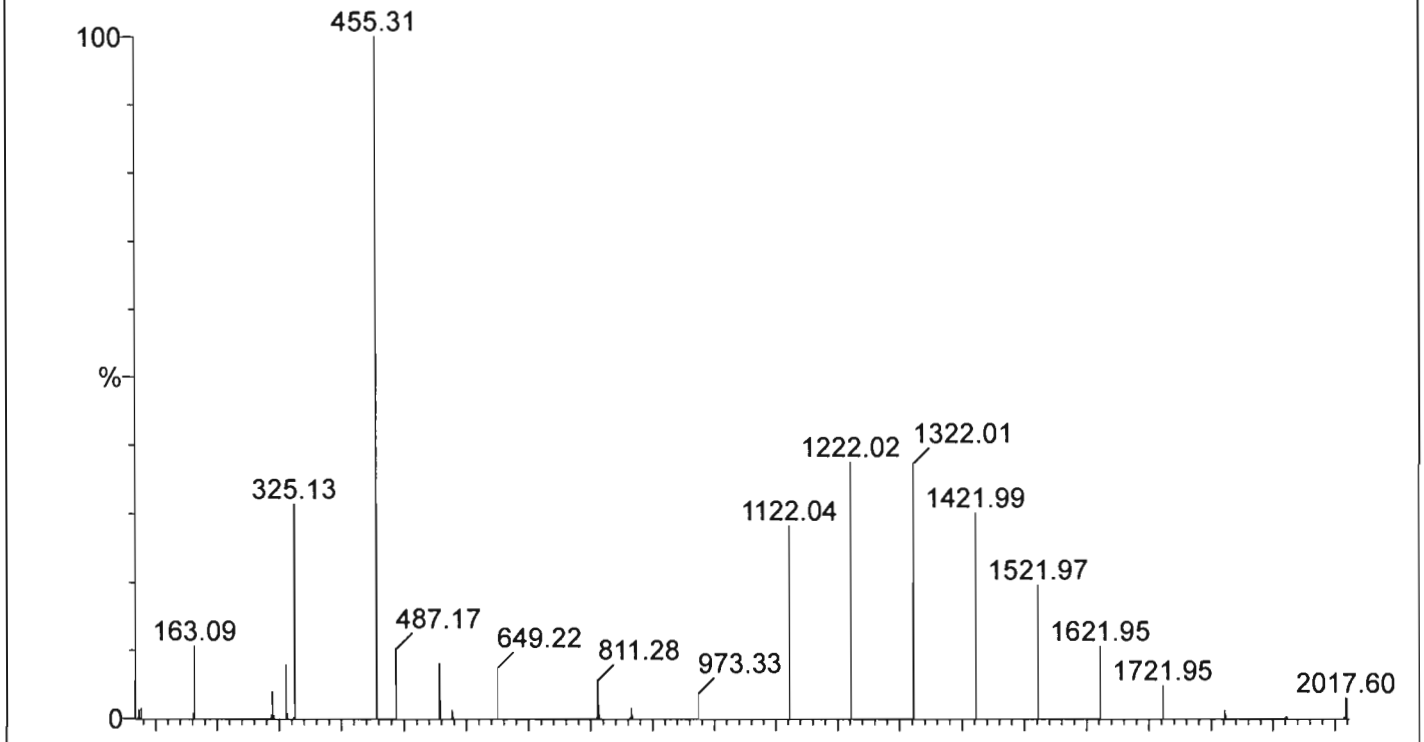

Reference: c:\masslynx\ref\ESI Calibration TQ ResCal.ref Mean residual = 0.016 amu

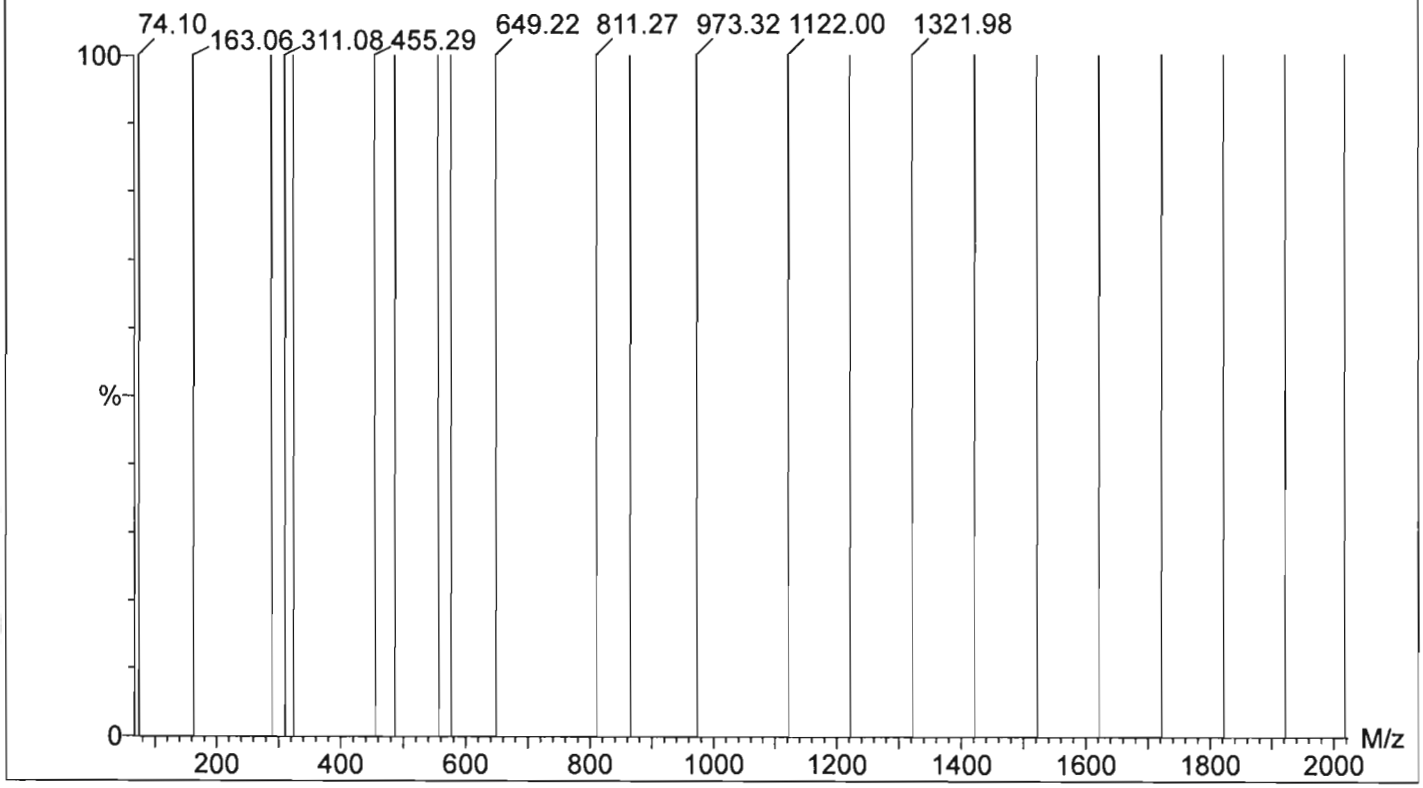

Data file: SCNMS2V - Calibrated 23 matches of 23 tested references

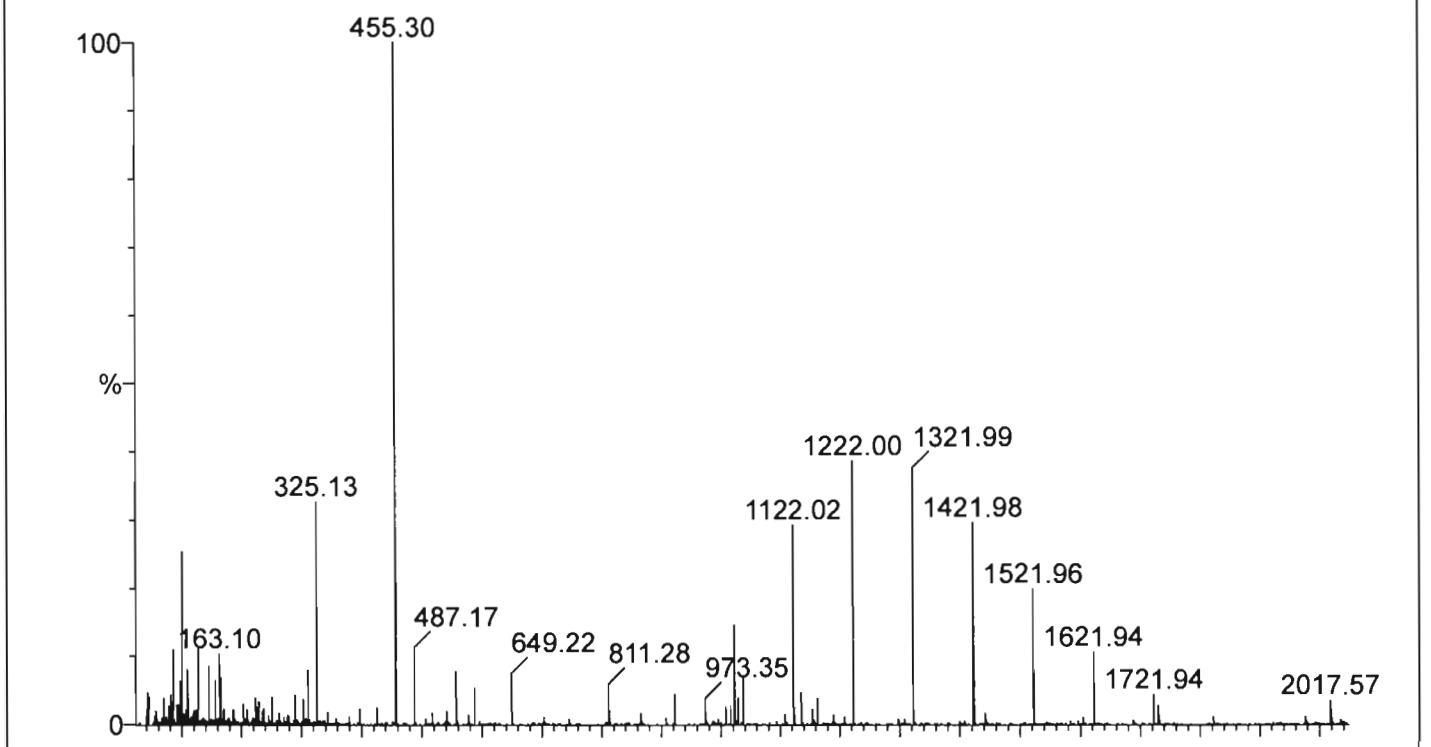

Reference: c:\masslynx\ref\ESI Calibration TQ ResCal.ref Mean residual = 0.0179 amu

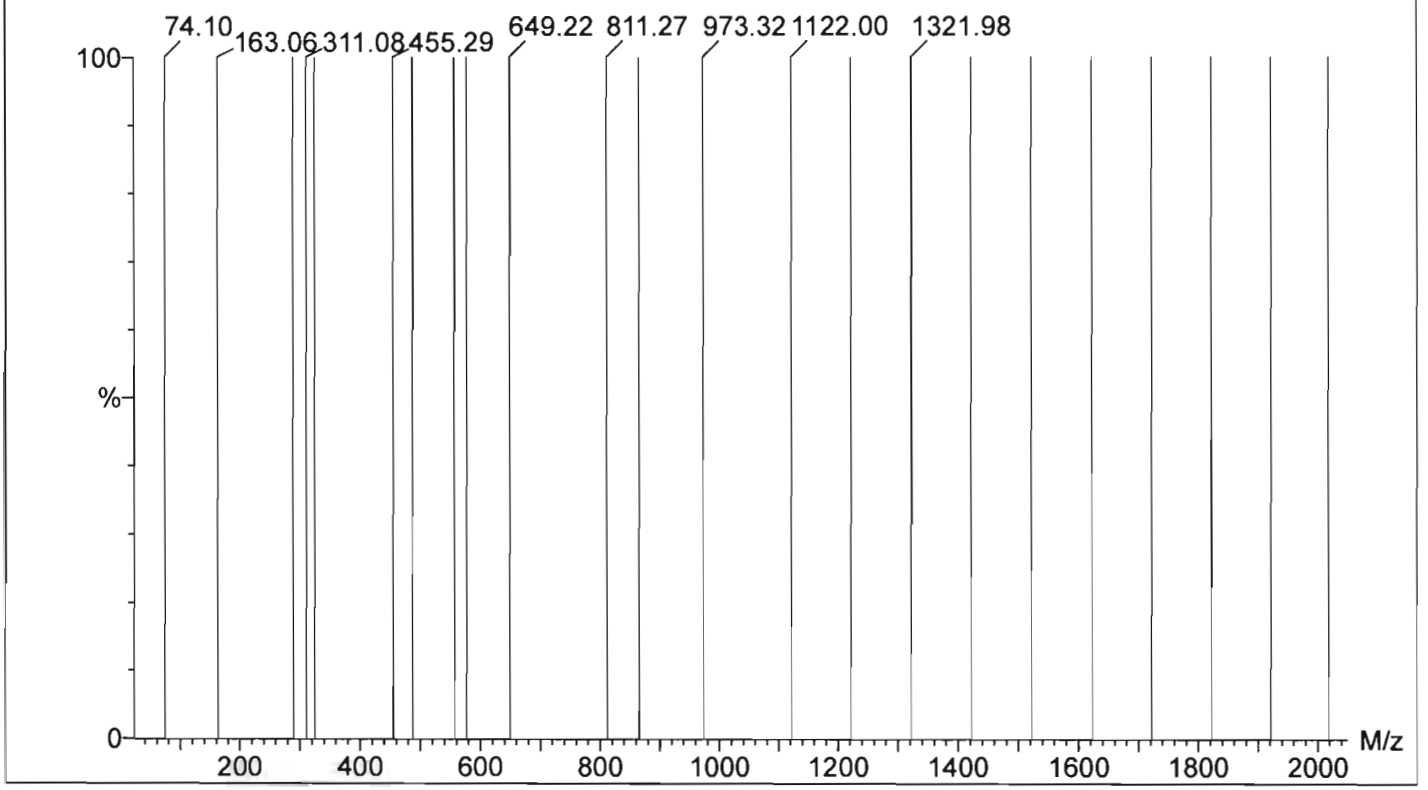

Data file: FASTMS2V - Calibrated 23 matches of 23 tested references

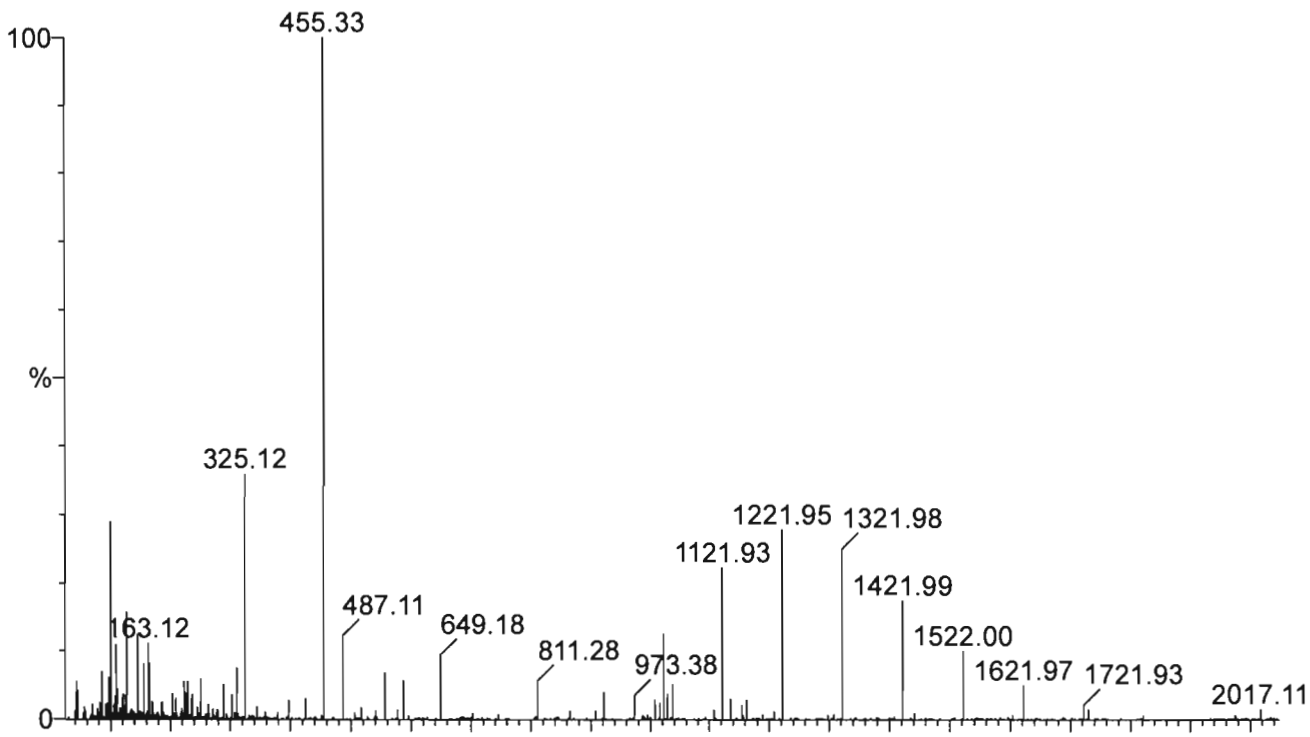
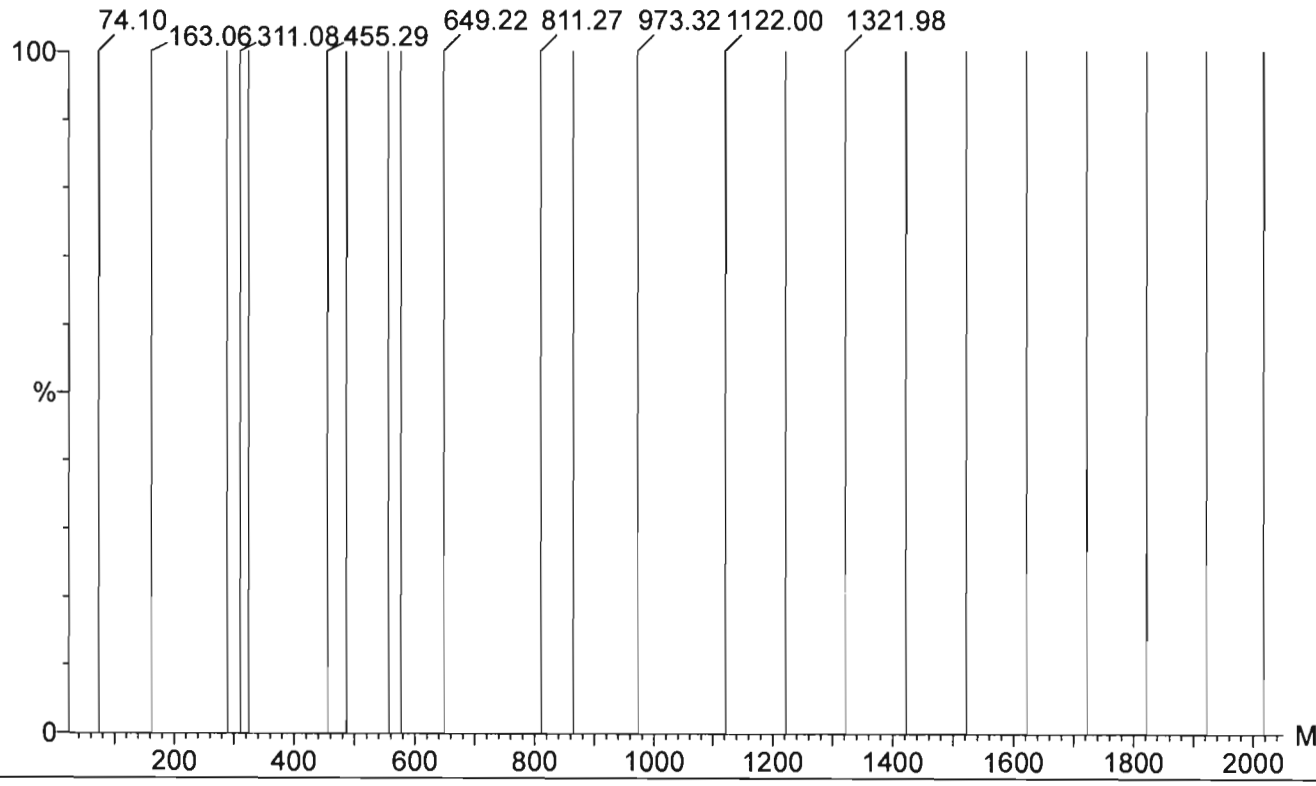
Reference: c:\masslynx\ref\ESI Calibration TQ ResCal.ref Mean residual = 0.107 amu