November 26, 2019

Doug Cieslak
Wisconsin Department of Natural Resources
141 NW Barstow St, Room 180
Waukesha, WI 53188

Re: Remediation Injection Request

Dear Mr. Cieslak:

EnviroForensics is proposing a subsurface injection utilizing products that create and support in-situ chemical reduction and enhanced reductive dechlorination as a method of groundwater treatment at a Martino's Master Drycleaners facility in Kenosha, Wisconsin (Site). On behalf of the responsible party, we are requesting review and approval of the attached request. Site information is provided below.

Site Details:	Martino's Master Drycleaners 4700 7th Avenue Kenosha, WI 53140 BRRTS# 02-30-287150
Site Owner:	4700 LLC 6514 238th Avenue Salem, WI 53168
Responsible Party:	Martino's Master Drycleaners 7513 41st Avenue Kenosha, WI 53142 (262) 694-7858 danmartinosr@aol.com
Consultant:	EnviroForensics LLC Brian Kappen, Project Manager Rob Hoverman, Regional Manager N16 W23390 Stone Ridge Drive, Suite G, Waukesha, WI 53188 262-290-4001 bkappen@enviroforensics.com

Document: 6189-2334

An injection request and Notice of Intent (NOI) to request coverage under the Wisconsin Pollutant Discharge Elimination System (WPDES) Permit No. WI-0046566-07-0 are attached. A Technical Assistance review fee of $700 is enclosed with the copy of this letter sent to Ms. Dorman.

Sincerely,
EnviroForensics, LLC

Rob Hoverman, PG
Regional Manager

Brian Kappen, PG
Project Manager

cc: Jennifer Dorman, WDNR

enclosure

INJECTION REQUEST
MARTINO'S MASTER DRYCLEANERS
4700 7TH AVENUE, KENOSHA, WI

EnviroForensics is requesting approval to perform injections for groundwater remediation at the Martino's Master Drycleaners (Martino's) facility located at 4700 7th Avenue in Kenosha, Wisconsin (Site). The objective of the remedial injections is to reduce concentrations of tetrachloroethene (PCE) and associated degradation compounds in groundwater.

The nearest surface water body is Lake Michigan, which is located approximately 750 feet to the east of the Site. The Site geology consists of approximately 1-foot of sandy topsoil overlying unconsolidated glaciogenic sediments. Gravel is present at the surface in the parking/storage area south of the South Building, and fill material consisting of gravel, sand, and building debris has been encountered in some borings advanced in this area within a few feet of the ground surface. An outwash silty sand unit is present from below the topsoil/fill to a depth of approximately 8 to 11 feet below ground surface (bgs). Underlying the upper silty sand is brown to gray stiff silty clay with sand and gravel observed to a depth of at least 44 feet bgs. The silty clay layer acts as an aquitard, creating a thin perched groundwater zone at the Site.

The perched water table is encountered at approximately 7 to 9 feet bgs, and the maximum thickness of the perched groundwater zone is approximately 4 feet on the west side of the Site. The thickness of the perched zone decreases toward the east and south as the silty clay layer is encountered at shallower depths. The piezometric surface observed in piezometers screened at depth (30 to 35 feet bgs) within the deeper silty clay unit is typically lower than the perched water table, indicating a downward gradient across the clay unit. However, there is no evidence the clay unit and the perched groundwater are hydraulically connected.

Hydraulic conductivity (K) test data yielded an average K of 1.1×10^{-3} feet per second. Based on this result, the average linear groundwater flow velocity was calculated to be 231 feet per year. However, as described above, the perched groundwater zone does not appear to be laterally continuous and the flow velocity is only considered a potential velocity.

The target compounds for treatment are PCE and cis-1,2-dichloroethene , identified in Site groundwater at concentrations up to 9 milligrams per liter (mg/L) and 3 mg/L, respectively. The target treatment depth is 7 to 11 feet bgs. The remedial technology selected for groundwater treatment is a combination of in-situ chemical reduction (ISCR) and enhanced reductive dechlorination (ERD). The proposed ISCR/ERD solution to be injected is a combination of the following products:

- Anaerobic BioChem® (ABC), which is a proprietary substrate designed to promote anaerobic biodegradation of chlorinated volatile organic compounds (CVOCs) in groundwater;

- A dehalococcoides (DHC) culture to augment indigenous microorganisms; and
- Zero-valent iron (ZVI) to induce chemical reduction processes.

When ABC and ZVI are combined for in-situ treatment, the amendment is referred to as ABC+. Safety Data Sheets for each of the products are presented in **Attachment 1**. All products are non-hazardous and safe to handle with level D personal protective equipment.

Implementation Plan

EnviroForensics developed an injection design based on the distribution of groundwater CVOC impacts and the hydrogeological properties of the silty sand unit. Proposed direct-push injection points are located in accessible areas around and between site buildings, and in the 7th Avenue right-of-way. Specifically, the injection design calls for 71 injection points located in several target treatment areas as shown on **Figure 1**.

The target treatment interval is the entire perched zone thickness, from the perched water table to the top of the silty clay unit. The perched zone thickness decreases from approximately four (4) feet (7-11 feet bgs) around the Site buildings to two (2) feet in the 7th Avenue median. Therefore, the planned injection depths will be 7 to 11 feet bgs on-Site and 9 to 11 feet bgs in the median of 7th Avenue.

The injection approach varies by area, and is based on the magnitude of CVOC concentrations in groundwater. The delivery of ABC, bioaugmented with DHC culture, is proposed in all areas. Although DHC were detected in groundwater in the southern part of the Site (specifically at MW-6 and presumably extending west to MW-1), the population may be too low for complete conversion to ethene. Because oxidizing groundwater conditions are present in the central and northern parts of the Site, and in the 7th Avenue right-of-way, the DHC will be mixed with the amendment(s) prior to injection to limit oxygen exposure. The objective is to avoid significantly affecting the viability and reductive capacity of the bacteria.

The addition of ZVI is beneficial at locations where an initial, rapid decrease in concentration will make conditions more suitable for biodegradation. Based on EnviroForensics' previous experience with ERD treatment and the distribution of CVOC impacts, a site-specific concentration of 200 micrograms per liter (µg/L) has been selected as a threshold for the addition of ZVI.

INJECTION REQUEST
MARTINO'S MASTER DRYCLEANERS
4700 7TH AVENUE, KENOSHA, WI

The delivery of amendments will occur as follows (illustrated on **Figure 1**):

- Bioaugmented ABC in areas with CVOC concentrations <200 µg/L (29 injection points); and
- Bioaugmented ABC+ZVI in areas with CVOC concentrations >200 µg/L (42 injection points).

The amendment dosing required to effectively treat the dissolved phase CVOC plume has been estimated according to treatment zone volume and contaminant concentration. The ABC will be diluted with potable water to form a 15% solution by weight. At locations where ZVI is prescribed, it will be added at a 50 weight percent ratio with respect to the ABC. In total, 1,500 pounds of ABC and 3,300 pounds of ABC+ will be delivered in approximately 2,200 gallons of solution. The volume of solution injected at each point will range from approximately 27 to 32 gallons depending on whether or not ZVI is added. The total volume of ABC equates to approximately 8% of the treatment zone pore space (assuming a 30% porosity). It is anticipated that 10 liters of DHC culture distributed into all 71 injection points will be enough to achieve a concentration of 1×10^6 cells per liter in that area. The mixing ratios may be adjusted in the field based on the subsurface response to injection.

Potable water provided by the City of Kenosha will be obtained from the on-Site water supply. Water, ABC and ZVI, where added, will be mixed together to produce a homogeneous amendment solution. The addition of the DHC requires that the water be deoxygenated prior to mixing; therefore, an ABC solution will first be prepared with deoxygenated water. Then the prescribed volume of DHC will be mixed in, followed by the addition of ZVI as the final mixing step.

Mixing will be performed in tanks equipped with a continuous paddle mixer to keep the ZVI solids, if added, in suspension. The solution will then be transferred to a feed tank connected to a high pressure pump. The solution will be pumped through a manifold and hose to injection points consisting of direct-push rods with specialized injection tooling. Injection will be performed working upwards from the bottom to the top of the target treatment interval in each borehole. Pressure and flow rates will be individually monitored at each injection point and recorded to confirm that injection design parameters were met. It is anticipated that the solution will be injected at pressures of 100-200 pounds per square inch.

The direct-push tooling will be removed from each location after the prescribed volume of solution is injected, and the boreholes will be abandoned in accordance with chapter NR 141.25 and patched to match the surrounding surface material.

Monitoring Plan

Groundwater elevation measurements will be collected from monitoring wells within and near the treatment areas before, during, and after injections to evaluate the temporary effect of injection on potentiometric surfaces and flow direction. The depth to water in each well will be measured to the nearest 0.01 foot using an electronic water level indicator.

The post-injection groundwater monitoring program is detailed on **Table 1** (attached). The objectives of monitoring are to verify that aquifer conditions are conducive to reductive processes and to document decreasing CVOC concentration trends. Monitoring will be conducted for a minimum of two (2) years following injections, with the first event occurring approximately two (2) months after injections. Additional monitoring will be performed if needed to demonstrate continuing reductions.

The monitoring program is summarized as follows:

- Periodic sample collection from MW-1, MW-5, MW-6, MW-9 and MW-16 for analysis of volatile organic compounds;
- Periodic sample collection from MW-1, MW-5, MW-9 for analysis of total and dissolved iron, sulfate, nitrate, nitrite, dissolved gases, and DHC population and functional genes.

Groundwater samples will be collected via low-flow methods. Water quality data including electrical conductivity, temperature, dissolved oxygen, total dissolved solids, pH and oxidation-reduction potential will be measured in the field with a portable meter.

One (1) duplicate sample and one (1) equipment blank will be collected for every 10 or fewer investigative samples, and one (1) trip blank sample will be analyzed per sample cooler for quality assurance/quality control purposes. Samples will be transmitted to a state-certified laboratory for analysis under proper chain-of-custody.

Investigation-derived media (IDM), including purge water and decontamination fluids, will be containerized in 55-gallon drums. A licensed contractor will be retained to remove drums following each monitoring event. The IDM will be managed under existing non-hazardous waste profiles.

Vapor Screening

Methane may be produced via the biodegradation of CVOCs. Methane concentrations will be measured during the performance monitoring events using a portable gas analyzer at monitoring wells screened across the water table and sub-slab vapor ports in the Site building. If the vapor concentration exceeds 10% of the lower explosive limit (i.e., 0.5% by volume methane), vapor will be evacuated using appropriate, intrinsically-safe equipment. Additional mitigation methods will be evaluated if necessary, including restarting the existing soil vapor extraction system.

Timeframe

The remedial injections are tentatively scheduled to begin in June 2019. EnviroForensics anticipates the injection activities can be completed in six (6) days. Post-injection monitoring will be performed as prescribed on **Table 1**, with the first monitoring event to occur approximately two (2) months after the injection activities are completed. EnviroForensics is requesting injection approval through the end of 2021 in case repeat injections are necessary.

INJECTION REQUEST
MARTINO'S MASTER DRYCLEANERS
4700 7TH AVENUE, KENOSHA, WI

Certifications

I, Andrew Horwath, hereby certify that I am a registered professional engineer in the State of Wisconsin, registered in accordance with the requirements of ch. A-E 4, Wis. Adm. Code; that this document has been prepared in accordance with the Rules of Professional Conduct in ch. A-E 8, Wis. Adm. Code; and that, to the best of my knowledge, all information contained in this document is correct and the document was prepared in compliance with all applicable requirements in chs. NR 700 to 726, Wis. Adm. Code.



P.E. No. E-43831-6

Signature, title and P.E. number

P.E. stamp

I, Brian Kappen, hereby certify that I am a hydrogeologist as that term is defined in s. NR 712.03 (1), Wis. Adm. Code, am registered in accordance with the requirements of ch. GHSS 2, Wis. Adm. Code, or licensed in accordance with the requirements of ch. GHSS 3, Wis. Adm. Code, and that, to the best of my knowledge, all of the information contained in this document is correct and the document was prepared in compliance with all applicable requirements in chs. NR 700 to 726, Wis. Adm. Code.

Project Manager

Signature and title

11/26/19

Date

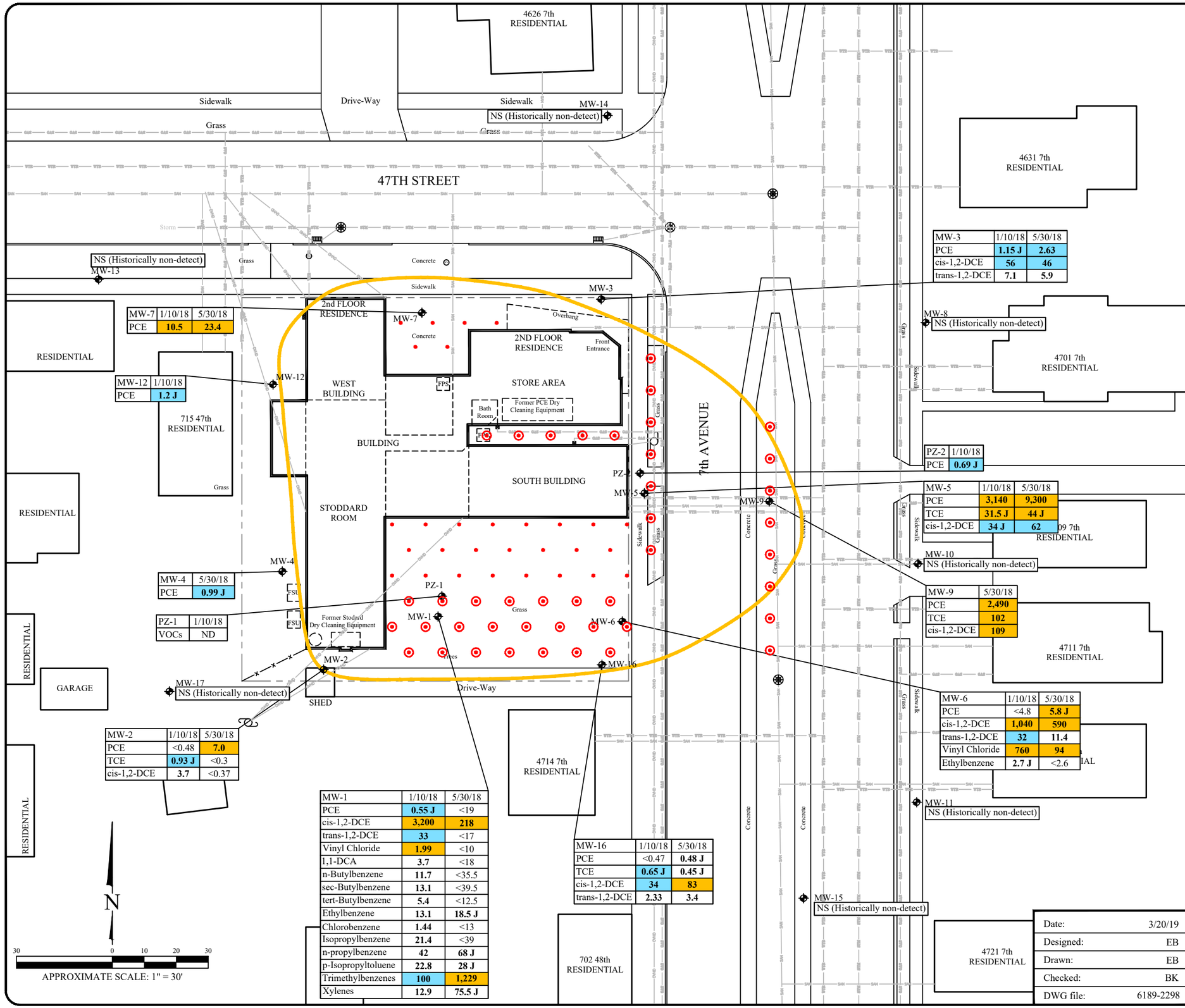

MW-7	1/10/18	5/30/18
PCE	**10.5**	**23.4**

MW-12	1/10/18
PCE	**1.2 J**

MW-4	5/30/18
PCE	**0.99 J**

PZ-1	1/10/18
VOCs	ND

MW-2	1/10/18	5/30/18
PCE	<0.48	**7.0**
TCE	**0.93 J**	<0.3
cis-1,2-DCE	**3.7**	<0.37

MW-1	1/10/18	5/30/18
PCE	**0.55 J**	<19
cis-1,2-DCE	**3,200**	**218**
trans-1,2-DCE	**33**	<17
Vinyl Chloride	**1.99**	<10
1,1-DCA	**3.7**	<18
n-Butylbenzene	**11.7**	<35.5
sec-Butylbenzene	**13.1**	<39.5
tert-Butylbenzene	**5.4**	<12.5
Ethylbenzene	**13.1**	**18.5 J**
Chlorobenzene	**1.44**	<13
Isopropylbenzene	**21.4**	<39
n-propylbenzene	**42**	**68 J**
p-Isopropyltoluene	**22.8**	**28 J**
Trimethylbenzenes	**100**	**1,229**
Xylenes	**12.9**	**75.5 J**

MW-16	1/10/18	5/30/18
PCE	<0.47	**0.48 J**
TCE	**0.65 J**	**0.45 J**
cis-1,2-DCE	**34**	**83**
trans-1,2-DCE	**2.33**	**3.4**

MW-3	1/10/18	5/30/18
PCE	**1.15 J**	**2.63**
cis-1,2-DCE	**56**	**46**
trans-1,2-DCE	**7.1**	**5.9**

PZ-2	1/10/18
PCE	**0.69 J**

MW-5	1/10/18	5/30/18
PCE	**3,140**	**9,300**
TCE	**31.5 J**	**44 J**
cis-1,2-DCE	**34 J**	**62**

MW-9	5/30/18
PCE	**2,490**
TCE	**102**
cis-1,2-DCE	**109**

MW-6	1/10/18	5/30/18
PCE	<4.8	**5.8 J**
cis-1,2-DCE	**1,040**	**590**
trans-1,2-DCE	**32**	**11.4**
Vinyl Chloride	**760**	**94**
Ethylbenzene	**2.7 J**	<2.6

Legend

Analytes	Public Health Preventive Action Limits (ug/L)	Public Health Enforcement Standards (ug/L)
PCE	**0.5**	**5**
TCE	**0.5**	**5**
cis-1,2-DCE	**7**	**70**
trans-1,2-DCE	**20**	**100**
Vinyl Chloride	**0.02**	**0.2**
Ethylbenzene	**140**	**700**
Xylenes	**1,000**	**10,000**
Trimethylbenzenes	**96**	**480**
Chloroform	**0.6**	**6**

Notes:
1. Detected compounds with no regulatory standard established are not listed in the table
2. Bold and shaded orange values are above Public Health Enforcement Standards
3. Bold and shaded blue values are above Public Health Preventive Action Limits
4. Bolded values are above detection limits
5. Analytes not shown are below laboratory reporting limits
6. J = Analyte concentration detected between the laboratory Reporting Limit and the laboratory Method Detection Limit
7. ug/L = micrograms per liter
8. Samples analyzed using EPA SW-846 Method 8260
9. VOCs = Volatile Organic Compounds
10. PCE = Tertrachloroethene
11. TCE = Trichloroethene
12. cis-1,2-DCE = cis-1,2-Dichloroethene
13. trans-1,2-DCE = trans-1,2-Dichloroethene
14. NS = Not Sampled
15. ND = Not Detected
16. Historical results from wells not sampled in 2018 were used in drawing the extent of CVOC impacts

Property boundary
GAS — Underground gas utility line
WTR — Underground water utility line
SAN — Underground sanitary utility line
STM — Underground storm utility line
OVHD — Over head electrical utility line
Utility Pole
Manhole
Catch Basin
WV — Water valve
MW-1 — Existing monitoring well location
FSU — Former Stoddard USTs
FPS — Former PCE Storage
Extent of CVOC impacts exceeding enforcement standards (Dashed where inferred)
Proposed bioaugmented ABC amendment injection point
Proposed bioaugmented ABC + ZVI amendment injection point

PROPOSED INJECTION POINT LAYOUT

Martino's Master Cleaners
4700 7th Avenue
Kenosha, WI

Date:	3/20/19
Designed:	EB
Drawn:	EB
Checked:	BK
DWG file:	6189-2298

ENVIRO forensics
825 North Capitol Avenue • Indianapolis, IN 46204
EnviroForensics.com

Figure 1

Project 6189

TABLE 1

REMEDIATION PERFORMANCE MONITORING PROGRAM

Martino's Master Dry Cleaners
4700 7th Avenue, Kenosha, Wisconsin

Year 1								
Parameter	**VOCs**	**Total Fe**	**Dissolved Fe**	**Sulfate**	**Nitrate**	**Nitrite**	**Ethene/Ethane/Methane**	**DHC Population/Species**
MW-1	Q	Q	Q	Q	Q	Q	Q	A
MW-5	Q	Q	Q	Q	Q	Q	Q	A
MW-6	Q							
MW-9	Q	Q	Q	Q	Q	Q	Q	A
MW-16	Q							

Year 2								
Parameter	**VOCs**	**Total Fe**	**Dissolved Fe**	**Sulfate**	**Nitrate**	**Nitrite**	**Ethene/Ethane/Methane**	**DHC Population/Species**
MW-1	Q	S	S	S	S	S	S	A
MW-5	Q	S	S	S	S	S	S	A
MW-6	Q							
MW-9	Q	S	S	S	S	S	S	A
MW-16	Q							

Notes:

The first monitoring event will be performed approximately 2 months after injections
Q = Sample collected for analysis quarterly
S = Sample collected for analysis semi-annually
A = Sample collected for analysis annually
DHC = Dehalococcoides
Fe = Iron
VOCs = Volatile Organic Compounds

ENVIRO forensics

INJECTION REQUEST
MARTINO'S MASTER DRYCLEANERS
4700 7TH AVENUE, KENOSHA, WI

ATTACHMENT 1

SAFETY DATA SHEETS

SAFETY DATA SHEET
ABC-Olé

1. PRODUCT AND COMPANY IDENTIFICATION

PRODUCT NAME: **ABC-Olé**
GENERAL USE: **Bioremediation of halogenated organics and metals**

MANUFACTURER:

Redox Tech, LLC
200 Quade Drive
Cary, NC 27513
919-678-0140

EMERGENCY TELEPHONE:

Within USA and Canada: 1-800-424-9300
+1 703-527-3887 (collect calls accepted)

2. HAZARDS IDENTIFICATION

EMERGENCY OVERVIEW: Product is generally recognized as safe. May cause irritation exposure to eyes. Long term contact to skin may cause some drying and minor irritation.

3. COMPOSITION INFORMATION ON INGREDIENTS

Proprietary mixture of fatty acids, glycerol, hydrolyzed vegetable oil, emulsifying agent and dipotassium phosphate.

4. FIRST AID MEASURES

EYES: Immediately flush with water for up to 15 minutes. If irritation persists, seek medical attention.

SKIN: Rinse with water. Irritation is unlikely, but if irritation occurs or persists, seek medical attention.

INGESTION: Generally safe to ingest but not recommended.

INHALATION: No first aid required.

5. FIRE FIGHTING MEASURES

EXTINGUISHING MEDIA: Deluge with water

FIRE/EXPLOSION HAZARDS: Product is combustible only at temperatures above 600C

FIRE FIGHTING PROCEDURES: Use flooding with plenty of water, carbon dioxide or other inert gasses. Wear full protective clothing and self-contained breathing apparatus. Deluging with water is the best method to control combustion of the product.

FLAMMABILITY LIMITS: non-combustible

SENSITIVITY TO IMPACT: non-sensitive

SENSITIVITY TO STATIC DISCHARGE: non-senstive

6. ACCIDENTAL RELEASE MEASURES

Confine and collect spill. Transfer to an approved DOT container and properly dispose. Do not dispose of or rinse material into sewer, stormwater or surface water. Discharge of product to surface water could result in depressed dissolved oxygen levels and subsequent biological impacts.

7. HANDLING AND STORAGE

HANDLING: Protective gloves and safety glasses are recommended.

STORAGE: Keep dry. Use first in, first out storage system. Keep container tightly closed when not in use. Avoid contamination of opened product. Avoid contact with reducing agents.

8. EXPOSURE CONTROLS – PERSONAL PROTECTION

EXPOSURE LIMITS

Chemical Name	ACGIH	OSHA	Supplier
ABC	**NA**	**NA**	**NA**

ENGINEERING CONTROLS: None are required

PERSONAL PROTECTIVE EQUIPMENT

EYES and FACE: Safety glasses recommended
RESPIRATOR: none necessary
PROTECTIVE CLOTHING: None necessary
GLOVES: rubber, latex or neoprene recommended but not required

9. PHYSICAL AND CHEMICAL PROPERTIES

Odor:	none to mild pleasant organic odor
Appearance:	milky
Auto-ignition Temperature	Non-combustible
Boiling Point	>600 C

Melting Point	NA
Density	0.90 gram/cc
Solubility	infinite (miscible)
pH	6-8

10. STABILITY AND REACTIVITY

CONDITIONS TO AVOID: Do not contact with strong oxidizers
STABILITY: product is stable
POLYMERIZATION: will not occur
INCOMPATIBLE MATERIALS: strong oxidizers
HAZARDOUS DECOMPOSITION PRODUCTS:

11. TOXICOLOGICAL INFORMATION

Acute Toxicity
A: General Product Information
Acute exposure may cause mild skin and eye irritation.
B: Component Analysis - LD50/LC50

No information available.

B: Component Analysis - TDLo/LDLo
TDLo (Oral-Man) none

Carcinogenicity
A: General Product Information
No information available.
B: Component Carcinogenicity
Product is not listed by ACGIH, IARC, OSHA, NIOSH, or NTP.

Epidemiology
No information available.

Neurotoxicity
No information available.

12. ECOLOGICAL INFORMATION

Ecotoxicity
Discharge to water may cause depressed dissolved oxygen and subsequent ecological stresses
Environmental Fate
No potential for food chain concentration

13. DISPOSAL CONSIDERATIONS

DISPOSAL METHOD: Material is not considered hazardous, but consult with local, state and federal agencies prior to disposal to ensure all applicable laws are met.

14. TRANSPORT INFORMATION

NOTE: The shipping classification information in this section (Section 14) is meant as a guide to the overall classification of the product. However, transportation classifications may be subject to change with changes in package size. Consult shipper requirements under I.M.O., I.C.A.O. (I.A.T.A.) and 49 CFR to assure regulatory compliance.

US DOT Information
Shipping Name: Not Regulated
Hazard Class: Not Classified
UN/NA #: Not Classified
Packing Group:None
Required Label(s):None

50thEdition International Air Transport Association (IATA):
Not hazardous and not regulated

INTERNATIONAL MARITIME DANGEROUS GOODS (IMDG)

Material is not regulated under IMDG

15. REGULATORY INFORMATION

UNITED STATES

SARA TITLE III
SECTION 311 No Hazard for Immediate health Hazard
SECTION 312 No Threshold Quanitity
SECTION 313 Not listed

CERCLA NOT REGULATED UNDER CERCLA

TSCA NOT REGULATED UNDER TSCA

CANADA (WHIMS): NOT REGULATED

16. OTHER INFORMATION

HMIS:

Health	0
Flammability	0
Physical Hazard	0
Personal Protection	E

E: Safety Glasses, gloves

Safety Data Sheet

Shaw Environmental, Inc.

17 PRINCESS ROAD
LAWRENCEVILLE, N.J. 08648
(609) 895-5340

SECTION 1 - MATERIAL IDENTIFICATION AND INFORMATION

Material Name: DHC microbial consortium (RTB-1 SDC-9) MSDS #: ENV 1033

Date Prepared: 10/06/2003 CAS #: N/A (Not Applicable)

Prepared By: Simon Vainberg Formula #: N/A

Material Description: Non-hazardous, naturally occurring non-altered anaerobic microbes and enzymes in a water-based medium.

24 HOUR EMERGENCY RESPONSE PHONE NUMBER (800)424-9300

SECTION 2 - INGREDIENTS

Components	%	OSHA PEL	ACGIH TLV	OTHER LIMITS
Non-Hazardous Ingredients	100	N/A	N/A	N/A

SECTION 3 - PHYSICAL/CHEMICAL CHARACTERISTICS

Boiling Point: 100° C (water) Specific Gravity (H_2O = 1): 0.9 - 1.1

Vapor Pressure @ 25° C: 24 mm Hg (water) Melting Point: 0° C (water)

Vapor Density: N/A Evaporation Rate (H_2O = 1): 0.9 - 1.1

Solubility in Water: Soluble Water Reactive: No

pH: 6.0 - 8.0

Appearance and Odor: Murky, yellow water. Musty odor.

SECTION 4 - FIRE AND EXPLOSION HAZARD DATA

Flash Point: N/A

Flammable Limits: N/A

Extinguishing Media: Foam, carbon dioxide, water

Special Fire Fighting Procedures: None

Unusual Fire and Explosion Hazards: None

SECTION 5 - REACTIVITY DATA

Stability: Stable

Conditions to Avoid: None

Incompatibility (Materials to Avoid): Water-reactive materials

Hazardous Decomposition Byproducts: None

SECTION 6 - HEALTH HAZARD DATA

HEALTH EFFECTS

The effects of exposure to this material have not been determined. Safe handling of this material on a long-term basis will avoid any possible effect from repetitive acute exposures. Below are possible health effects based on information from similar materials. Individuals hyper allergic to enzymes or other related proteins should not handle.

Ingestion: Ingestion of large quantities may result in abdominal discomfort including nausea, vomiting, cramps, diarrhea, and fever.

Inhalation: Hypersensitive individuals may experience breathing difficulties after inhalation of aerosols.

Skin Absorption: N/A

Skin Contact: May cause skin irritation. Hypersensitive individuals may experience allergic reactions to enzymes.

Eye Contact: May cause eye irritation.

FIRST AID

Ingestion: Get medical attention if allergic symptoms develop (observe for 48 hours). Never give anything by mouth to an unconscious or convulsing person.

Inhalation: Get medical attention if allergic symptoms develop.

Skin Absorption: N/A

Skin Contact: Wash affected area with soap and water. Get medical attention if allergic symptoms develop.

Eye Contact: Flush eyes with plenty of water for at least 15 minutes using an eyewash fountain, if available. Get medical attention if irritation occurs.

NOTE TO PHYSICIANS: All treatments should be based on observed signs and symptoms of distress in the patient. Consideration should be given to the possibility that overexposure to materials other than this material may have occurred.

SECTION 7 - SPILL AND LEAK PROCEDURES

Reportable quantities (in lbs of EPA Hazardous Substances): N/A

Steps to be taken in case of spill or release: No emergency results from spillage. However, spills should be cleaned up promptly. All personnel involved in the cleanup must wear protective clothing and avoid skin contact. Absorb spilled material or vacuum into a container. After clean-up, disinfect all cleaning materials and storage containers that come in contact with the spilled liquid.

Waste Disposal Method: No special disposal methods are required. The material may be sewered, and is compatible with all known biological treatment methods. To reduce odors and permanently inactivate microorganisms, mix 100 parts (by volume) of DHC consortium with 1 part (by volume) of bleach. Dispose of in accordance with local, state and federal regulations.

SECTION 8 - HANDLING AND STORAGE

Hand Protection: Rubber gloves.

Eye Protection: Safety goggles with side splash shields.

Protective Clothing: Use adequate clothing to prevent skin contact.

Respiratory Protection: Surgical mask.

Ventilation: Provide adequate ventilation to remove odors.

Storage & Handling:
Material may be stored for up to 3 weeks at 2-4° C without aeration.

Other Precautions: An eyewash station in the work area is recommended.

While the information and recommendations set forth herein are believed to be accurate as of the date hereof, Shaw Environmental, Inc. MAKES NO WARRANTY WITH RESPECT HERETO AND DISCLAIMS ALL LIABILITY FROM RELIANCE THEREON.

SAFETY DATA SHEET
Zero Valent Iron (ZVI)

Section 1. PRODUCT AND COMPANY IDENTIFICATION

PRODUCT NAME: **ZVI**
GENERAL USE: Chemical reduction of halogenated organics and-or metals

MANUFACTURER:

Redox Tech, LLC
200 Quade Drive
Cary, NC 27513
919-678-0140

EMERGENCY TELEPHONE:

Within USA and Canada: 1-800-424-9300
+1 703-527-3887 (collect calls accepted)

Section 2. HAZARDS IDENTIFICATION

Physical state : Solid (Powder)
Emergency Overview : Potential dust explosion. Avoid contact with oxidizing agents. USE WITH CARE. Follow good industrial hygiene practice

Routes of entry : Demal contact. Eye contact. Inhalation. Ingestion.

Potential acute health effects
- Eyes : May cause eye irritation.
- Skin : No known significant effects or critical hazards
- Inhalation : May cause respiratory tract irritation.
- Ingestion : No known significant effects or critical hazards.

Potential Chronic Effects: : Carcinogenic effects: Not classified or listed by IARC, NTP, OSHA, EU AND ACGIH.
Mutagenic effects: Not available
: Teratogenic effects: Not Available
Medical conditions : Repeated exposure of the eyes to a low level of dust can produce eye irritation

Section 3. COMPOSITION INFORMATION ON INGREDIENTS

Greater than 98% Iron CAS# 7439-89-6
Contains carbon, sulfur and other metal impurities.

Section 4. FIRST AID MEASURES

Eye contact : Check for and remove any contact lenses. In case of contact, immediately flush eyes with plenty of water for at least 20 minutes. Get medical attention if irritation occurs
Skin contact : Wash with soap and water. Get medical attention if irritation occurs.
Inhalation : Move person to fresh air. Get medical attention if breathing difficulty persists

Ingestion	:	Do not induce vomiting. Never give anything by mouth to an unconscious person. Get medical attention if symptoms appear.
Notes to physician:		No specific antidote. Material is used as an iron supplement in food and vitamins. Treatment would be the same as for iron overdose.

Section 5. FIRE FIGHTING MEASURES

Flammability of the product	Generally non-flammable but susceptible to dust explosion.
Fire-fighting media	Use a fog nozzle to spray water.
Special protective Equipment for fire-fighters	Fire-fighters should wear appropriate protective equipment.
Special remarks on fire	As with any finely granulated product, a risk of dust explosion is present should the material be dispersed in air and exposed to a source of ignition. Fine powder can form flammable and explosive mixtures in air.

Section 6. ACCIDENTAL RELEASE MEASURES

In case of a significant release, take immediate efforts to minimize discharge to surface water (storm drains, streams, lakes, rivers, etc). If the release occurs in a closed area, take steps to improve ventilation. If improvement of ventilation is not possible, call the fire department. The material can be swept up and placed into approved storage containers. Do not use a vacuum to gather the material because this may result in dispersion of dust particles and increase the risk for a dust explosion.

Section 7. HANDLING AND STORAGE

The material should be stored in a cool, dry, environment. It is not recommended to store the material in the proximity of oxidants. When handling the product, wear a dusk mask, eye protection and gloves. The product should always be handled in a well ventilated environment.

Section 8. EXPOSURE CONTROLS – PERSONAL PROTECTION

Engineering controls	:	Use process enclosures, local exhaust ventilation or other engineering controls to keep airborne levels below recommended exposure limits. If user operations generate dust, fumes or mist, use ventilation to keep exposure to airborne contaminants below the exposure limit.
Personal protection		
Eyes	:	Safety eyewear complying with an approved standard should be used and selected based on the t ask being performed and the risks involved (avoid exposure to liquid splashed, mists, gases or dusts). Where there is a risk of exposure to high velocity particles safety glasses or face shield complying with an approved standard should be used to protect against impact. Where there is a risk of exposure to dusts, goggles should be used. Recommended: Safety glasses.
Respiratory	:	Dusk mask or respirator is recommended.
Hands	:	Gloves are recommended

Skin/Body	:	Personal protective equipment for the body should be selected based on the task being performed and the risks involved. Risk from dermal contact is minimal.

Section 9. PHYSICAL AND CHEMICAL PROPERTIES

Physical State	:	Solid (Powder)
Color	:	Gray
Melting/freezing point	:	1535ºC (2795ºF)
Specific gravity	:	7.88
Bulk density	:	2.4 to 3.2 g/cm³
Solubility	:	Insoluble in water

Section 10. STABILITY AND REACTIVITY

The product is reactive with oxidizers. Precautions should be taken not to store or contact the product with oxidizers.

Fine particles of this product (not widely found in this grade) have a potential for a dust explosion. The product should be handled in a well ventilated area where dust generation is minimized.

Section 11. TOXICOLOGICAL INFORMATION

Acute Effects

Eyes	May cause eye irritation.
Skin	No known significant effects or critical hazards.
Inhalation	May cause respiratory tract irritation.
Ingestion	No known significant effects or critical hazards.

Chronic Health Effects:	Carcinogenic effects: Not classified or listed by IARC, NTP, OSHA, EU and ACGIH

Section 12. ECOLOGICAL INFORMATION

Will reduce dissolved oxygen levels in aquatic ecosystems. Direct discharge to surface water should be avoided.

Section 13. DISPOSAL CONSIDERATIONS

The generation of waste should be avoided or minimized to the extent practical. Disposal of this product, solutions and any by-products should be completed in an environmentally responsible manner that complies with all local, state and federal laws.

Section 14. TRANSPORT INFORMATION

Classification:

AND/ADR/TDG/DOT/IMDG/IATA: Not regulated.

Section 15. REGULATORY INFORMATION

This product is not regulated in the United States and Canada. The user should ensure this product is not regulated where used.

Section 16. OTHER INFORMATION

Health	0
Fire Hazard	2
Reactivity	1
Personal Protection	C

ATTACHMENT 2

NOTICE OF INTENT

State of Wisconsin
Department of Natural Resources
Bureau of Water Quality
PO Box 7921, Madison WI 53707-7921
dnr.wi.gov

Notice of Intent (NOI)
Contaminated Groundwater from Remedial Action Operations
WPDES Permit No. WI-0046566-07-0
Rev. 06/2018

Notice: Pursuant to chs. NR 200 and 205, Wis. Adm. Code, this notice of intent (NOI) is required to request coverage under the Wisconsin Pollutant Discharge Elimination System (WPDES) Permit No. WI-0046566-07-0 for discharges of contaminated groundwater to waters of the state of Wisconsin. Failure to complete this form in its entirety may result in a returned NOI or a denied NOI. Personal information collected will be used for administrative purposes and may be provided to requestors to the extent required by Wisconsin Open Records law [ss. 19.31-19.39, Wis. Stats.].

SECTION I: FACILITY/PROJECT LOCATION INFORMATION			
Facility/Project Name Martino's Master Dry Cleaners		Facility Mailing Address (i.e. PO Box, Street, or Route) 4700 7th Avenue	
Facility/Project Physical Address (i.e. Street or Route) 4700 7th Avenue		City, State, Zip Code Kenosha, WI 53140	
County Kenosha	Facility Phone No. N/A	Facility Fax No. N/A	Facility Email Address N/A
SECTION II: FACILITY CONTACT INFORMATION			
Facility Operator/Plant Manager Brian Kappen		Title Project Manager	
Company EnviroForensics, LLC		Contact Mailing Address (i.e. PO Box, Street, or Route) N16 W23390 Stone Ridge Drive, Suite G	
City, State, Zip Code Waukesha, WI 53188		Contact Phone No. (262) 290-4001	Alternative Phone No. N/A
Contact Fax No. N/A		Contact Email Address bkappen@enviroforensics.com	
Discharge Monitoring Contact Name Kyle Vander Heiden		Title Staff Geologist	
Company EnviroForensics, LLC		Contact Mailing Address (i.e. PO Box, Street, or Route) N16 W23390 Stone Ridge Drive, Suite G	
City, State, Zip Code Waukesha, WI 53188		Contact Phone No. (262) 290-4001	Alternative Phone No. N/A
Contact Fax No. N/A		Contact Email Address kvanderheiden@enviroforensics.com	
Authorized Representative Name Rob Hoverman		Title Regional Director	
Company EnviroForensics, LLC		AR Mailing Address (i.e. PO Box, Street, or Route) N16 W23390 Stone Ridge Drive, Suite G	
City, State, Zip Code Waukesha, WI 53188		AR Phone No. (262) 290-4001	Alternative Phone No. N/A
AR Fax No. N/A		AR Email Address rhoverman@enviroforensics.com	

SECTION III: FACILITY OWNER MAILING ADDRESS (if different from Authorized Representative)		
Facility Owner Name 4700 LLC/ Dan Martino	Title Property Owner	
Parent Company Martino's Master Dry Cleaners	Owner Mailing Address (i.e. PO Box, Street, or Route) 7513 41st Avenue	
City, State, Zip Code Kenosha, WI 53142	Owner Phone No. 262-694-7858	Alternative Phone No. 262-818-7546
Contact Fax No. N/A	Contact Email Address danmartinosr@aol.com	

SECTION IV: DISCHARGE CHARACTERIZATION

Type of Wastewater (check all that apply):	**Discharge Frequency** (e.g. Annual, Monthly, Daily)	**Average Daily Flow** (gallons of water discharged per day)	**Type of Wastewater** (check all that apply):	**Discharge Frequency** (e.g. Annual, Monthly, Daily)	**Average Daily Flow** (gallons of water discharged per day)
☐ Treated wastewater from groundwater remediation project			☐ Cleaning or decontamination wastewaters from the cleaning of treatment equipment for a remediation project		
☒ Infiltration or injection of a substance or remedial material for remediation of soil or groundwater	Single injection event, daily for 5 days.	400 gallons per day injected	☐ Other (describe type)		
☐ Treated wastewater from dewatering of construction trenches or pits			☐ Other (describe type)		
☐ Landspreading or spray irrigation of agricultural chemical contaminated wastewater			☐ Other (describe type)		

SECTION V: ELIGIBILITY CHECKLIST

1. Is the wastewater discharged from and/or to properties within tribal lands (i.e. land owned by or held in trust for the tribes and land within recognized reservation boundaries)?

☐ Yes. **Your discharge is not eligible for this General Permit.** *If all discharges from your facility go to or come from properties in tribal lands, you do not require regulation under a WPDES discharge permit. Therefore, skip the rest of the NOI and sign the last page. We will remove you from our tracking system. The Tribe or United States*

Environmental Protection Agency (EPA) regulates discharges within tribal lands.

☒ No. **Proceed to question 2.**

2. Is the wastewater discharged to a Publicly Owned Treatment Works (i.e. sanitary sewer)? A septic system is not considered a sanitary sewer.

☐ Yes. **Your discharge is not eligible for this General Permit.** *If all discharges from your facility go to a sanitary sewer, you do not require regulation under a WPDES discharge permit. Therefore, skip the rest of the NOI and sign the last page. We will remove you from our tracking system. If at some point in the future operations at your facility result in a discharge, you will need to inform the Department. If only some or no discharges from your facility go to the sanitary sewer, please proceed to question 3.*

☒ No. **Proceed to question 3.**

3. Are any of the following wastewaters discharged or mixed with the above wastewaters to surface water or groundwater: Contact or noncontact cooling water, water from boiler cleaning operations, air compressor condensate contaminated with oil and grease, softener regeneration backwash, municipal wastewater, domestic wastewater, or process wastewaters from the production of any material or product, or other wastewater not otherwise cover by this general permit?

☐ Yes. **Your discharge is not eligible for this General Permit.** *Skip the rest of the NOI and complete the certification on last page. Contact the Department to obtain application for an individual WPDES discharge permit.*

☒ No. **Proceed to question 4.**

4. What is the receiving water for your discharge? If your facility has more than one outfall, indicate in the space provided which outfalls go to groundwater and which go to surface waters. *(check all that apply)*

☒ **Groundwater Discharge** (*any wastewater that is allowed to infiltrate or seep into the soil from a permeable surface including but not limited to any drain field, agricultural field, ditch, swale, depression, trench or pit, adsorption pond, infiltration pond, rain garden, prairie, or vegetative area that may impact groundwater quality*). **If you will only be discharging to groundwater, please proceed to question 5.**

Outfall #(s):

☐ **Wetland Discharge** (*any discernible, confined and discrete conveyance system including but not limited to any pipe, ditch, channel, tunnel, conduit, swale, or storm sewer that will carry wastewater to a wetland. Wetlands mean an area where water is at, near or above the land surface long enough to be capable of supporting aquatic or hydrophytic vegetation and which has soils indicative of wet conditions*). **If you will only be discharging to wetlands, please proceed to question 5.**

Outfall #(s):

Note: *The Department will need to determine if your discharge would cause significant adverse impacts to wetlands*

☐ **Surface Water Discharge** (*any discernible, confined and discrete conveyance system including but not limited to any pipe, ditch, channel, tunnel, conduit, swale, or storm sewer that will carry wastewater to a creek, stream, pond, marsh, bay, reservoir, river, lake, or other surface water within the state of Wisconsin*). **Proceed to question 4A.**

Outfall #(s):

A. What is the name(s) of the surface water your discharge enters?

Proceed to question 4B.

B. What is the Water Body Identification Code (WBIC) of the surface water your discharge enters?

Proceed to question 4C.

Note: The WBIC for a specific surface water can be found at: http://dnr.wi.gov/water/waterSearch.aspx.

C. Is the discharge directly to a surface water classified as an outstanding or exceptional resource waters as defined in ch. NR 102, Wis. Adm. Code.?

☐ Yes. **Your discharge is not eligible for this General Permit.** *Skip the rest of the NOI and complete the certification on last page. Contact the Department to obtain application for an individual WPDES discharge permit.*

☐ No. **Proceed to question 4D.**

D. Is the discharge directly to a surface water classified as a public water supply (i.e. Lake Superior, Lake Michigan and Lake Winnebago) in ch. NR 104, Wis. Adm. Code?

☐ Yes. **Your discharge is not eligible for this General Permit.** *Skip the rest of the NOI and complete the certification on last page. Contact the Department to obtain application for an individual WPDES discharge permit.*

☐ No. **Proceed to question 5.**

5. Does the discharge contain water treatment additives (i.e. biocides such as microbicides, fungicides, molluscicdes, chlorine, etc.) or water quality conditioners (i.e. scale and corrosion inhibitors, pH adjustment chemicals, oxygen scavengers, conditioning agents, water softening compounds, etc.) that may enter surface water or groundwater without receiving wastewater treatment or that are used in a treatment process but are not expected to be removed by wastewater treatment?

☐ Yes. **For each additive used, please fill out and attach an Additive Review Worksheet.** *Additive Review Worksheets must be completed to receive coverage under this general permit. The Additive Review Worksheet is not required for additives with active ingredients consisting of chlorine, hypochlorite, sulfuric acid, hydrochloric acid or sodium hydroxide. Also, chemicals used in an industrial process generating wastewater that eventually receives treatment or chemicals added as part of wastewater treatment process (such as ferric chloride, alum or pickle liquor) are not considered water treatment additives and need not require an additive review.* **Proceed to question 6.**

☒ No. **Proceed to question 6.**

6. Will chlorine-based compounds be used to control the growth of micro-organisms in the treatment system or used to decontaminate the treatment system after completion of the remediation project?

☐ Yes. **Proceed to question 6A.**

☒ No. **Proceed to question 7.**

A. Will chemicals be used to dechlorinate the wastewater prior to discharge to surface water?

☐ Yes. **The wastewater will be dechlorinated with chemicals. Proceed to question 7.**

☒ No. **The wastewater will not be dechlorinated with chemicals. Proceed to question 7.**

7. Is a discharge management plan attached to this NOI that includes all the information necessary from Section 3 of the permit?

☒ Yes. **Proceed to question 8.**

☐ No. **This form will be considered incomplete and returned to you.**

8. Has the groundwater at the site been analyzed for contaminants and are the results attach to the discharge management plan?

☒ Yes. **Proceed to question 9.**

☐ No. **This form will be considered incomplete and returned to you.**

9. If a treatment facility is required for the treatment of contaminated groundwater, have the plans and specifications been submitted to or approved by the department under s. 281.41, Wis. Stats., and ch. NR 108, Wis. Adm. Code?

☐ Yes. **Proceed to Section VI.**

☒ No. **Please contact wastewater plan review staff to find out how to get the plans approved. Proceed to Section VI.** *Treatment facility not required.*

Note: Department wastewater plan review staff can be found here: http://dnr.wi.gov/topic/wastewater/planreviewers.html.

Additionally, department plan submittal requirements can be found here: http://dnr.wi.gov/topic/wastewater/AdequateSubmittal.html.

SECTION VI: CERTIFICATION

This form must be signed by a responsible executive or municipal officer, manager, partner or proprietor as specified in s. 283.37(3), Wis. Stats., or a duly authorized representative of the officer, manager, partner or proprietor that has been delegated signature authority pursuant to s. NR 205.07(1)(g)2., Wis. Adm. Code. To delegate signatory authority to a duly authorized representative, please submit a Delegation of Signature Authority (DSA) form (Form 3400-220).

I certify under penalty of law that these documents and all attachments were prepared under my direction or supervision in accordance with a system designed to assure that qualified personnel properly gather and evaluate the information submitted. Based on my inquiry of the person or persons who manage the system, or those persons directly responsible for gathering the information, the information submitted is, to the best of my knowledge and belief, true, accurate, and complete. I am aware that there are significant penalties for submitting false information, including the possibility of fine and imprisonment for knowing violations.

Authorized Representative Name Robert Hoverman	Title Northern Midwest Regional Director
Authorized Representative Signature	Date Signed 11/26/2019
Submitter Name (If different from Authorized Representative) Brian Kappen	Title Project Manager
Submitter Signature	Date Signed 11/26/2019

Please print and sign this certification page. Scan and email the completed form, certification page and any other supporting information to the department regional general permit reviewer at least thirty (30) business days before the expected start date of discharge. A listing of the general permit reviewers for each region with mailing addresses

and phone numbers can be found at http://dnr.wi.gov/topic/wastewater/GeneralPermits.html. Please scroll to the "How to Apply" section and click the department region that the discharge is located in.

MEMORANDUM

TO: Trevor Moen, Wastewater Engineer

FROM: Brian Kappen

DATE: November 26, 2019

SUBJECT: Discharge Management Plan – Contaminated Groundwater from Remedial Action Operations

---

EnviroForensics, LLC (EnviroForensics) is pleased to provide this Discharge Management Plan in conjunction with the Notice of Intent (NOI) to discharge contaminated groundwater from remedial action operations under Wisconsin Pollutant Discharge Elimination System (WPDES) Permit No. WI-0046566-07-0.

Background

EnviroForensics has developed a plan for in-situ remediation of groundwater contamination identified at the Martino's Master Dry Cleaners facility located at 4700 7th Avenue in Kenosha, Wisconsin (Site). Soil, groundwater, and soil gas at the Site have been contaminated by a release of the dry cleaning solvent tetrachloroethene (PCE).

In-situ chemical reduction (ISCR) combined with enhanced reductive dechlorination (ERD) was selected as the remedy for groundwater. The primary objective of the ISCR/ERD treatment is to reduce the concentrations of chlorinated volatile organic compounds (CVOCs) in groundwater to less than the applicable enforcement standards. Specially formulated amendments will be mixed with water to form a remedial solution that will be injected through direct-push drilling rods into the target treatment zone, approximately 7 to 10 feet below ground surface (bgs).

Additional details regarding the proposed injection were provided in the injection request document to which the NOI was attached.

WDNR Remediation and Redevelopment Program project manager contact information:

Doug Cieslak
141 NW Barstow Street
Suite 180
Waukesha, WI 53188
(262) 574-2182
Douglas.Cieslak@wisconsin.gov

Discharge Management Plan

The content of this plan is organized according to Section 3.3 of the General Permit.

1. A detailed site figure, attached as **Figure 1**, has been provided to identify the site layout, monitoring network, and proposed injection point locations.

2. The source of contamination at the Site is likely to originate from incidental releases of PCE which occurred over time from storage tanks and/or the sewer during normal dry cleaning operations. Active dry cleaning at the Site ceased in 2002.

3. The proposed activity is injection of remedial products only. A groundwater treatment system is not proposed.

4. Record-keeping will be performed during the injection. The following data will be collected at each injection point:
   - Range and injection pressure;
   - Flow rate; and
   - Volume of remedial solution delivered.

   The data will be reported in a discharge monitoring report as required.

5. The following approvals are required:
   - NR 140 temporary exemption
   - Approval for the injection of a remedial material

   An application for these approvals has been submitted.

6. The proposed work includes injection only. Erosion and sediment control will not be needed.

7. A summary of the analytical results is presented on **Table 1**. VOCs are the only contaminants of concern at the Site.

8. The following remedial materials are proposed for injection to restore contaminated groundwater (Safety Data Sheets attached):

   - Anaerobic BioChem® (ABC), which is a proprietary substrate designed to promote anaerobic biodegradation of CVOCs in groundwater;
   - A bacterial culture to augment the indigenous microorganism population; and
   - Zero-valent iron (ZVI) to induce chemical reduction processes.

9. The amendments will be mixed with potable water. The proposed treatment is in-situ and no contaminants will be discharged.

10. Not applicable. An alternative sampling location is not requested.

11. Based on the historical uses of the site, and knowledge of the current and previous property owners, there is no reason to suspect that contaminants are present in groundwater above the water quality standards listed in chs. NR 012, NR 104, NR 105, NR 106, NR 207, NR 217, or NR 140, other than the VOCs detected in site groundwater listed in **Table 1**.

    The concentration of iron in groundwater following the injection of ZVI will likely exceed the public welfare standards listed in Table 2 or NR 140. A request for temporary exemption according to NR 140.28(5) has been requested. The concentration of iron in groundwater will decrease over time via dilution as precipitation infiltrates from the ground surface.

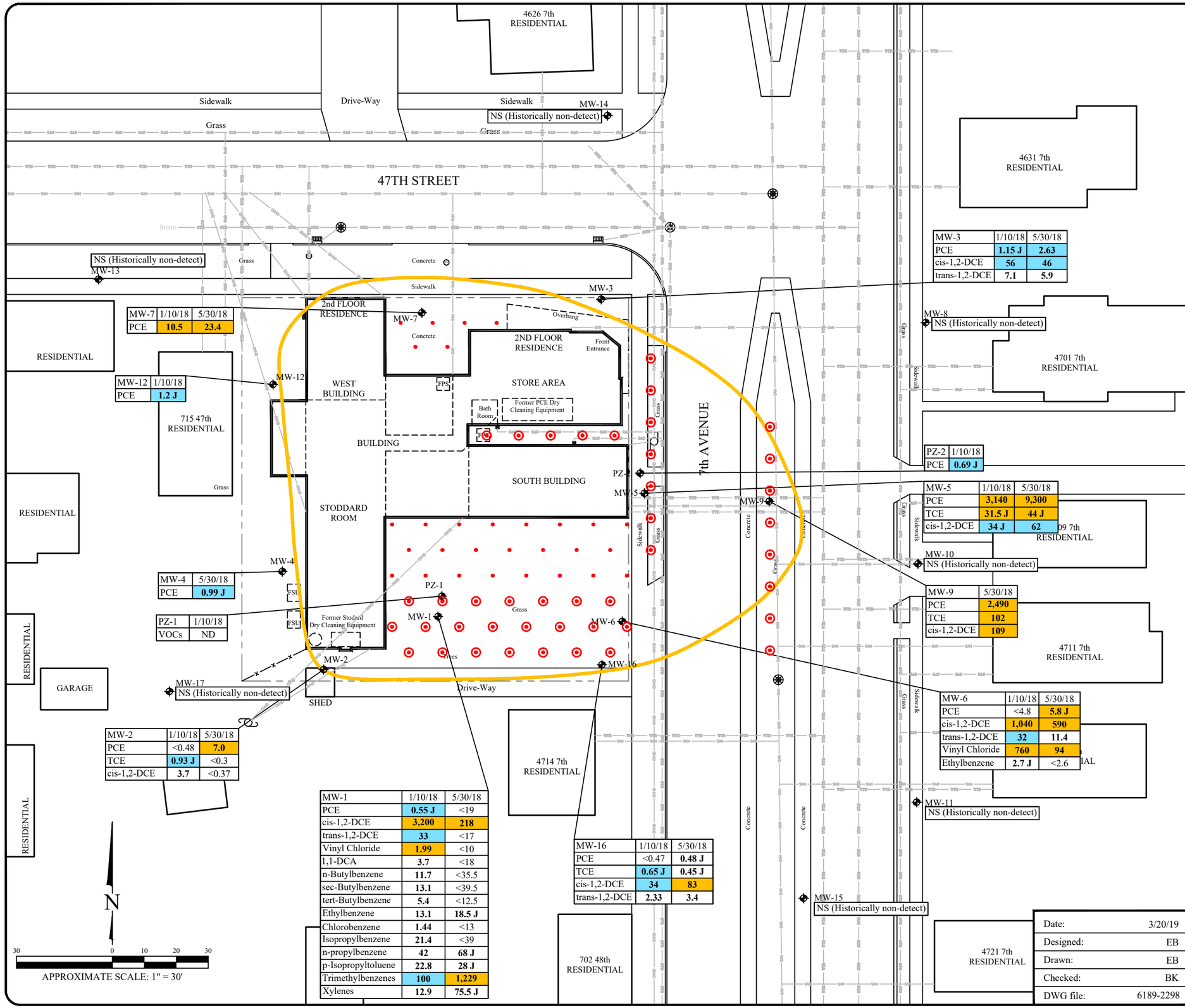

MW-7	1/10/18	5/30/18
PCE	**10.5**	**23.4**

MW-12	1/10/18
PCE	**1.2 J**

MW-4	5/30/18
PCE	**0.99 J**

PZ-1	1/10/18
VOCs	ND

MW-2	1/10/18	5/30/18
PCE	<0.48	**7.0**
TCE	**0.93 J**	<0.3
cis-1,2-DCE	**3.7**	<0.37

MW-1	1/10/18	5/30/18
PCE	**0.55 J**	<19
cis-1,2-DCE	**3,200**	**218**
trans-1,2-DCE	**33**	<17
Vinyl Chloride	**1.99**	<10
1,1-DCA	**3.7**	<18
n-Butylbenzene	**11.7**	<35.5
sec-Butylbenzene	**13.1**	<39.5
tert-Butylbenzene	**5.4**	<12.5
Ethylbenzene	**13.1**	**18.5 J**
Chlorobenzene	**1.44**	<13
Isopropylbenzene	**21.4**	<39
n-propylbenzene	**42**	**68 J**
p-Isopropyltoluene	**22.8**	**28 J**
Trimethylbenzenes	**100**	**1,229**
Xylenes	**12.9**	**75.5 J**

MW-16	1/10/18	5/30/18
PCE	<0.47	**0.48 J**
TCE	**0.65 J**	**0.45 J**
cis-1,2-DCE	**34**	**83**
trans-1,2-DCE	**2.33**	**3.4**

MW-3	1/10/18	5/30/18
PCE	**1.15 J**	**2.63**
cis-1,2-DCE	**56**	**46**
trans-1,2-DCE	**7.1**	**5.9**

PZ-2	1/10/18
PCE	**0.69 J**

MW-5	1/10/18	5/30/18
PCE	**3,140**	**9,300**
TCE	**31.5 J**	**44 J**
cis-1,2-DCE	**34 J**	**62**

MW-9	5/30/18
PCE	**2,490**
TCE	**102**
cis-1,2-DCE	**109**

MW-6	1/10/18	5/30/18
PCE	<4.8	**5.8 J**
cis-1,2-DCE	**1,040**	**590**
trans-1,2-DCE	**32**	**11.4**
Vinyl Chloride	**760**	**94**
Ethylbenzene	**2.7 J**	<2.6

Legend

Analytes	Public Health Preventive Action Limits (ug/L)	Public Health Enforcement Standards (ug/L)
PCE	**0.5**	**5**
TCE	**0.5**	**5**
cis-1,2-DCE	**7**	**70**
trans-1,2-DCE	**20**	**100**
Vinyl Chloride	**0.02**	**0.2**
Ethylbenzene	**140**	**700**
Xylenes	**1,000**	**10,000**
Trimethylbenzenes	**96**	**480**
Chloroform	**0.6**	**6**

Notes:
1. Detected compounds with no regulatory standard established are not listed in the table
2. Bold and shaded orange values are above Public Health Enforcement Standards
3. Bold and shaded blue values are above Public Health Preventive Action Limits
4. Bolded values are above detection limits
5. Analytes not shown are below laboratory reporting limits
6. J = Analyte concentration detected between the laboratory Reporting Limit and the laboratory Method Detection Limit
7. ug/L = micrograms per liter
8. Samples analyzed using EPA SW-846 Method 8260
9. VOCs = Volatile Organic Compounds
10. PCE = Tertrachloroethene
11. TCE = Trichloroethene
12. cis-1,2-DCE = cis-1,2-Dichloroethene
13. trans-1,2-DCE = trans-1,2-Dichloroethene
14. NS = Not Sampled
15. ND = Not Detected
16. Historical results from wells not sampled in 2018 were used in drawing the extent of CVOC impacts

Property boundary
GAS — Underground gas utility line
WTR — Underground water utility line
SAN — Underground sanitary utility line
STM — Underground storm utility line
OVHD — Over head electrical utility line
Utility Pole
Manhole
Catch Basin
WV — Water valve
MW-1 — Existing monitoring well location
FSU — Former Stoddard USTs
FPS — Former PCE Storage
Extent of CVOC impacts exceeding enforcement standards (Dashed where inferred)
Proposed bioaugmented ABC amendment injection point
Proposed bioaugmented ABC + ZVI amendment injection point

PROPOSED INJECTION POINT LAYOUT

Martino's Master Cleaners
4700 7th Avenue
Kenosha, WI

Date:	3/20/19
Designed:	EB
Drawn:	EB
Checked:	BK
DWG file:	6189-2298

ENVIRO forensics
825 North Capitol Avenue • Indianapolis, IN 46204
EnviroForensics.com

Figure 1

Project 6189

TABLE 1

MONITORING WELL SAMPLE ANALYTICAL RESULTS SUMMARY

Martino's Master Dry Cleaners
4700 7th Avenue, Kenosha, Wisconsin

Monitoring Well Sample ID	Date Sampled	Tetrachloroethene	Trichloroethene	cis-1,2-Dichloroethene	trans-1,2-Dichloroethene	Vinyl chloride	1,1-Dichloroethane	Methylene Chloride	Benzene	n-Butylbenzene	sec-Butylbenzene	tert-Butylbenzene	Ethylbenzene	Chloroform	Chloromethane	Chlorobenzene	Isopropylbenzene	Naphthalene	n-propylbenzene	p-Isopropyltoluene	Trimethylbenzenes	Xylenes
		Chlorinated VOCs (µg/L)							Petroleum VOCs (µg/L)													
Enforcement Standard		5	5	70	100	0.2	850	5	5	NE	NE	NE	700	6	30	NE	NE	100	NE	NE	480	10,000
Preventive Action Limit		0.5	0.5	7	20	0.02	85	0.5	0.5	NE	NE	NE	140	0.6	3	NE	NE	10	NE	NE	96	1,000
6189-MW-1	7/31/2003	55.1	49.5	37,700	301	18.4	<0.6	<0.6	0.722	98.4	99	33.4	26.1	<2.8	BDL	<2.8	45.6	361	93.9	82.6	2,114	251
	11/2/2005	<100	<40	16,000	<100	<40	<100	<100	<40	<40	<50	<40	<100	<40	BDL	<40	<40	<50	<100	<40	72	<100
	2/6/2006	<100	<40	19,000	<100	<40	<100	<100	<40	<40	<50	<40	<100	<40	BDL	<40	<40	<50	<100	<40	812	<100
	7/13/2006	<200	<80	34,000	<200	<80	<200	<200	<80	<80	<100	<80	<200	<80	BDL	<80	<80	<100	<200	<80	880	<200
	10/30/2006	<100	<40	9,000	<100	<40	<100	<100	<40	<40	<50	<40	<100	<40	BDL	<40	<40	<50	<100	<40	1,350	210
	10/16/2007	<104	<88	21,100	<190	<40	<112	<76	<94	<104	<72	<68	<76	<96	BDL	<62	<96	<360	<76	<70	1,090	78
	10/22/2010	<90.0	<96.0	10,300	<178	<36.0	<150	<108	<82	<186	<178	<194	<108	<260	<52	<82	<118	<178	<162	<134	519	<360
	5/1/2012	<0.85	<0.95	3,900	30	<0.50	<0.95	<6.8	<0.37	<0.65	21	<0.70	23	<1.0	<0.95	2.9 J	35	11	73	38	1,100	140
	4/29/2013	17	<1.9	3,600	31	<1.0	<0.36	<6.8	<0.74	20	11	<1.4	13	<2.0	<3.4	<1.4	17	<1.6	34	22	820	89
	7/25/2013	<0.85	4.0	2,400	23	<0.50	<1.16	<3.4	<0.37	16	11	5.1	11	<1.0	<1.7	<0.70	16	<0.80	34	19	78	62
	12/19/2013	<16.5	<16.5	5,000	49 J	<9	<15	<25	<12	20J	18 J	<18	<27.5	<14	<40.5	<12	21J	<85	46	21J	1,062	47J
	3/13/2014	<16.5	<16.5	4,800	51 J	58 J	<15	<25	<12	26.5 J	20 J	<18	<27.5	<14	<40.5	<12	27.5 J	<85	54	21.5 J	1,023	126
	6/26/2014	34	<6.6	580	<7	<3.6	<6	<10	<4.8	<7	<6.6	<7.2	<11	<5.6	<16.2	<4.8	<6	<34	6.0 J	<6.2	87 J	<26.4
	9/5/2014	<3.3	<3.3	1,500	12.2	<1.8	<4	<5	<2.4	3.6 J	4.6 J	<3.6	<5.5	<2.8	<8.1	<2.4	7.7 J	<17	15.9	7.7 J	264.1	31 J
	12/16/2014	<3.3	<3.3	2,890	25.9	2.5 J	<4	<5	<2.4	22.5	19.9	6.3 J	21.1	<2.8	<8.1	<2.4	29.1	<17	57	29.7	1,090	73
	3/10/2015	<7.4	<4.7	238	<5.4	<1.7	<11	<13	<4.4	<10	<12	<11	<7.1	<4.3	<19	<4.6	<8.2	<16	<7.7	<11	105	<31
	6/15/2015	<7.4	<4.7	192	<5.4	<1.7	<11	<13	<4.4	<10	<12	<11	<7.1	<4.3	<19	<4.6	<8.2	<16	<7.7	<11	18.1 J	<31
	9/9/2015	<4.9	<4.7	3,900	34	<1.7	<11	<13	<4.4	10.1 J	<12	<11	12 J	<4.3	<19	<4.6	13.6 J	<16	28.6	14 J	249	15.1 J
	12/31/2015	5.7	1.24 J	2,380	44	1.1	<1.1	<1.3	<0.44	21.4	15.3	5.6	18.2	<0.43	<1.9	2.14	25.6	<1.6	50	25.4	717	70.2
	3/8/2016	<4.9	<4.7	1,970	16.7 J	<1.7	<11	<13	<4.4	13.4 J	12.6 J	<11	14.6 J	<4.3	<19	<4.3	20.3 J	<16	39	20.7 J	605	46.5 J
	6/9/2016	<9.8	<9.4	630	<10.8	<3.4	<22	<26	<8.8	28.4 J	<24	<22	20.2 J	<8.6	<38	<9.2	28.6 J	<32	56	30.8 J	1,201	53 J
	9/28/2016	<4.9	<4.7	2,920	35	<1.7	<11	<13	<4.4	10.9 J	<12	<11	15.7 J	<4.3	<19	<4.6	20.5 J	<16	38	19.5 J	570	71.7 J
	7/13/2017	27.3	2.63	83	5.1	<0.19	<0.42	<0.94	<0.17	<0.34	<0.24	<0.39	<0.2	<0.96	<1.3	<0.27	<0.29	<2.17	0.34 J	<0.28	4.5	<1.95
	1/10/2018	0.55 J	<0.45	3,200	33	1.99	3.7	<0.94	<0.17	11.7	13.1	5.4	13.1	<0.96	<1.3	1.44	21.4	<2.17	42	22.8	100	12.9
	5/30/2018	<19	<15	218	<17	<10	<18	<66	<11	<35.5	<39.5	<12.5	18.5 J	<0.96	<27	<13	<39	<2.17	68 J	28 J	1,229	75.5 J

ENVIROforensics

TABLE 1

MONITORING WELL SAMPLE ANALYTICAL RESULTS SUMMARY

Martino's Master Dry Cleaners
4700 7th Avenue, Kenosha, Wisconsin

Monitoring Well Sample ID	Date Sampled	Tetrachloroethene	Trichloroethene	cis-1,2-Dichloroethene	trans-1,2-Dichloroethene	Vinyl chloride	1,1-Dichloroethane	Methylene Chloride	Benzene	n-Butylbenzene	sec-Butylbenzene	tert-Butylbenzene	Ethylbenzene	Chloroform	Chloromethane	Chlorobenzene	Isopropylbenzene	Naphthalene	n-propylbenzene	p-Isopropyltoluene	Trimethylbenzenes	Xylenes
		Chlorinated VOCs (µg/L)							Petroleum VOCs (µg/L)													
Enforcement Standard		**5**	**5**	**70**	**100**	**0.2**	**850**	**5**	**5**	**NE**	**NE**	**NE**	**700**	**6**	**30**	**NE**	**NE**	**100**	**NE**	**NE**	**480**	**10,000**
Preventive Action Limit		**0.5**	**0.5**	**7**	**20**	**0.02**	**85**	**0.5**	**0.5**	**NE**	**NE**	**NE**	**140**	**0.6**	**3**	**NE**	**NE**	**10**	**NE**	**NE**	**96**	**1,000**
6189-MW-2	7/31/2003	**1.72**	**1.75**	**3.11**	**0.5**	<0.17	<0.5	<0.5	<0.5	<0.5	<0.5	<0.5	<0.5	<0.14	BDL	<0.5	<0.5	<2.0	<0.5	<0.5	<2.0	<0.5
	11/2/2005	**1.2**	**1.6**	**0.66**	<0.5	<0.2	<0.5	<0.5	<0.2	<0.2	<0.25	<0.2	<0.5	<0.2	BDL	<0.2	<0.2	<0.25	<0.5	<0.2	<0.2	<0.5
	2/6/2006	**3.4**	**2.1**	**0.82**	<0.5	<0.2	<0.5	<0.5	<0.2	<0.2	<0.25	<0.2	<0.5	<0.2	BDL	<0.2	<0.2	<0.25	<0.5	<0.2	<0.2	<0.5
	7/13/2006	**0.83**	**5.3**	**0.61**	<0.5	<0.2	<0.5	<0.5	<0.2	<0.2	<0.25	<0.2	<0.5	<0.2	BDL	<0.2	<0.2	**0.27**	<0.5	<0.2	<0.5	<0.5
	10/30/2006	**2.9**	**3.1**	<0.5	<0.5	<0.2	<0.5	<0.5	<0.2	<0.2	<0.25	<0.2	<0.5	<0.2	BDL	<0.2	<0.2	**0.27**	<0.5	<0.2	<0.5	<0.5
	10/16/2007	**0.72**	**5.3**	<0.68	<0.95	<0.2	<0.56	<0.99	<0.47	<0.52	<0.36	<0.34	<0.38	<0.48	BDL	<0.31	<0.48	<1.8	<0.38	<0.35	<1.57	<0.99
	10/22/2010	**1.5**	**3.1**	**6.1**	<0.89	<0.18	<0.75	<1.8	<0.41	<0.93	<0.89	<0.97	<0.54	<1.3	<0.24	<0.41	<0.59	<0.89	<0.81	<0.67	<0.97	<1.8
	5/1/2012	**1.6**	**5.7**	**10**	**1.0**	<0.10	<0.19	<0.068	<0.074	<0.13	**0.52 J**	**0.54 J**	<0.13	<0.20	<0.18	<0.14	<0.14	<0.16	<0.13	<0.17	**7.2 J**	<0.068
	4/29/2013	**8.6**	**0.41 J**	<0.12	<0.25	<0.10	<0.19	<0.068	<0.074	<0.13	<0.15	<0.14	<0.13	<0.20	<0.18	<0.14	<0.14	<0.16	<0.13	<0.17	<0.47	<0.068
	7/25/2013	<0.17	**3.0**	**10**	<0.25	<0.10	<0.19	<0.68	<0.074	<0.13	<0.15	<0.14	<0.13	<0.20	<0.34	<0.14	<0.14	<0.16	<0.13	<0.17	<0.47	<0.068
	12/19/2013	Not Accessible																				
	3/13/2014	Not Accessible																				
	6/26/2014	**7.0**	**0.59 J**	**0.72 J**	<0.35	<0.18	<0.3	<0.5	<0.24	<0.35	<0.33	<0.36	<0.55	<0.28	<0.81	<0.24	<0.3	<1.7	<0.25	<0.31	<3.6	<1.31
	9/3/2014	<0.33	**0.40 J**	**9.1**	<0.35	<0.18	<0.3	<0.5	<0.24	<0.35	<0.33	<0.36	<0.55	<0.28	<0.81	<0.24	<0.3	<1.7	<0.25	<0.31	<3.6	<1.31
	12/16/2014	<0.33	**0.89 J**	**11.4**	**0.41 J**	<0.18	<0.3	<0.5	<0.24	<0.35	<0.33	<0.36	<0.55	<0.28	<0.81	<0.24	<0.3	<1.7	<0.25	<0.31	<3.6	<1.31
	3/10/2015	<0.74	**0.64 J**	**4.6**	<0.54	<0.17	<0.54	<1.3	<0.44	<1	<1.2	<1.1	<0.71	<0.43	<1.9	<0.46	<0.82	<1.6	<0.77	<1.1	<3.1	<3.1
	6/15/2015	**0.81 J**	**3.7**	**6.6**	<0.54	<0.17	<0.54	<1.3	<0.44	<1	<1.2	<1.1	<0.71	<0.43	<1.9	<0.46	<0.82	<1.6	<0.77	<1.1	<3.1	<3.1
	9/9/2015	<0.49	**0.78 J**	**6.3**	<0.54	<0.17	<1.1	<1.3	<0.44	<1	<1.2	<1.1	<0.71	<0.43	<1.9	<0.46	<0.82	<1.6	<0.77	<1.1	<3.1	<3.1
	12/31/2015	<0.49	**1.51**	**5.1**	<0.54	<0.17	<1.1	<1.3	<0.44	<1	<1.2	<1.1	<0.71	<0.43	<1.9	<0.46	<0.82	<1.6	<0.77	<1.1	<3.1	<3.1
	3/8/2016	**0.51 J**	**0.78 J**	**3.9**	<0.54	<0.17	<1.1	<1.3	<0.44	<1	<1.2	<1.1	<0.71	<0.43	<1.9	<0.46	<0.82	<1.6	<0.77	<1.1	<3.1	<3.1
	6/9/2016	**0.97 J**	**0.9 J**	**3.2**	<0.54	<0.17	<1.1	<1.3	<0.44	<1	<1.2	<1.1	<0.71	<0.43	<1.9	<0.46	<0.82	<1.6	<0.77	<1.1	<3.1	<3.1
	7/13/2017	**7.1**	<0.45	**1.56**	<0.35	<0.19	<0.42	<0.94	<0.17	<0.34	<0.24	<0.39	<0.2	<0.96	<1.3	<0.27	<0.29	<2.17	<0.19	<0.28	<2.05	<1.95
	1/10/2018	<0.48	**0.93 J**	**3.7**	<0.35	<0.19	<0.42	<0.94	<0.17	<0.34	<0.34	<0.39	<0.2	<0.96	<1.3	<0.27	<0.29	<2.17	<0.19	<0.28	<2.05	<1.95
	5/30/2018	**7.0**	<0.3	<0.37	<0.34	<0.20	<0.36	<1.32	<0.22	<0.71	<0.79	<0.25	<0.26	0.26	<0.54	<0.26	<0.78	<2.1	<0.61	<0.24	<1.43	<0.72

ENVIRO forensics

TABLE 1

MONITORING WELL SAMPLE ANALYTICAL RESULTS SUMMARY

Martino's Master Dry Cleaners

4700 7th Avenue, Kenosha, Wisconsin

Monitoring Well Sample ID	Date Sampled	Tetrachloroethene	Trichloroethene	cis-1,2-Dichloroethene	trans-1,2-Dichloroethene	Vinyl chloride	1,1-Dichloroethane	Methylene Chloride	Benzene	n-Butylbenzene	sec-Butylbenzene	tert-Butylbenzene	Ethylbenzene	Chloroform	Chloromethane	Chlorobenzene	Isopropylbenzene	Naphthalene	n-propylbenzene	p-Isopropyltoluene	Trimethylbenzenes	Xylenes
		Chlorinated VOCs (µg/L)							Petroleum VOCs (µg/L)													
Enforcement Standard		**5**	**5**	**70**	**100**	**0.2**	**850**	**5**	**5**	**NE**	**NE**	**NE**	**700**	**6**	**30**	**NE**	**NE**	**100**	**NE**	**NE**	**480**	**10,000**
Preventive Action Limit		**0.5**	**0.5**	**7**	**20**	**0.02**	**85**	**0.5**	**0.5**	**NE**	**NE**	**NE**	**140**	**0.6**	**3**	**NE**	**NE**	**10**	**NE**	**NE**	**96**	**1,000**
6189-MW-3	7/31/2003	**5.43**	**0.528**	**3.11**	**0.5**	<0.17	**1.06**	<0.5	<0.5	<0.5	<0.5	<0.5	<0.5	<0.14	BDL	<0.5	<0.5	<2.0	<0.5	<0.5	<2.0	<0.5
	11/2/2005	**2.4**	<0.2	**0.66**	<0.5	<0.2	<0.5	<0.5	<0.2	<0.2	<0.25	<0.2	<0.5	<0.2	BDL	<0.2	<0.2	<0.25	<0.5	<0.2	<0.2	<0.5
	2/6/2006	**4.8**	<0.2	**0.82**	<0.5	<0.2	**1**	<0.5	<0.2	<0.2	<0.25	<0.2	<0.5	<0.2	BDL	<0.2	<0.2	<0.25	<0.5	<0.2	<0.2	<0.5
	7/13/2006	**2.1**	<0.4	**0.61**	<0.5	<0.2	<0.1	<1.0	<0.2	<0.2	<0.25	<0.2	<0.1	<0.4	BDL	<0.4	<0.2	<0.5	<0.5	<0.2	<0.8	<1.0
	10/30/2006	**4.7**	<0.4	<0.50	<0.5	<0.2	<0.1	<1.0	<0.2	<0.2	<0.25	<0.2	<0.1	<0.4	BDL	<0.4	<0.2	<0.5	<0.5	<0.2	<0.8	<1.0
	10/16/2007	**2.7**	<0.44	<0.68	<0.95	<0.2	**0.58**	<0.99	<0.47	<0.52	<0.36	<0.34	<0.38	<0.48	BDL	<0.31	<0.48	<1.8	<0.38	<0.35	<1.57	<0.99
	10/22/2010	**1.7**	<0.48	**98.3**	**11.5**	<0.18	<0.75	<1.8	<0.41	<0.93	<0.89	<0.97	<0.54	<1.3	<0.24	<0.41	<0.59	<0.89	<0.81	<0.67	<0.97	<1.8
	5/1/2012	**0.79**	<0.19	**200**	**23**	<0.10	**0.59 J**	<0.068	<0.074	<0.13	<0.15	<0.14	<0.13	<0.20	**2.0**	<0.14	<0.14	<0.16	<0.13	<0.17	<0.18	<0.068
	4/29/2013	**9.6**	**0.41 J**	**75**	**8.0**	<0.10	<0.28	**11**	<0.074	<0.13	<0.15	<0.14	<0.13	<0.20	**2.0**	<0.14	<0.14	<0.16	<0.13	<0.17	<0.18	<0.068
	7/25/2013	**5.0**	<0.19	**240**	**34.0**	<0.10	**1.1**	<0.68	<0.074	<0.13	<0.15	<0.14	<0.13	<0.20	<0.34	<0.14	<0.14	<0.16	<0.13	<0.17	<0.47	<0.068
	12/20/2013	**5.5 J**	<3.3	**97**	**11.4**	<1.8	<3	<5	<2.4	<3.5	<3.3	<3.6	<5.5	<2.8	<8.1	<2.4	<3	<17	<2.5	<3.1	<22	<13.2
	3/13/2014	**6.10**	<0.33	**111**	**13.4**	<0.18	<0.3	<0.5	<0.24	<0.35	<0.33	<0.36	<0.55	<0.28	<0.81	<0.24	<0.3	<1.7	<0.25	<0.31	<2.2	<1.32
	6/26/2014	**4.4**	<0.33	**201**	**29.8**	<0.18	<0.3	<0.5	<0.24	<0.35	<0.33	<0.36	<0.55	<0.28	<0.81	<0.24	<0.3	<1.7	<0.25	<0.31	<2.2	<1.32
	9/3/2014	**1.39**	<0.33	**204**	**32**	<0.18	**0.90 J**	<0.5	<0.24	<0.35	<0.33	<0.36	<0.55	<0.28	<0.81	<0.24	<0.3	<1.7	<0.25	<0.31	<2.2	<1.32
	12/16/2014	**2.75**	<0.33	**179**	**22.4**	<0.18	**0.40 J**	<0.5	<0.24	<0.35	<0.33	<0.36	<0.55	<0.28	<0.81	<0.24	<0.3	<1.7	<0.25	<0.31	<2.2	<1.32
	3/10/2015	**3.80**	<0.47	**97**	**12.6**	<0.17	<1.1	<1.3	<0.44	<1	<1.2	<1.1	<0.71	<0.43	<1.9	<0.46	<0.82	<1.6	<0.77	<1.1	<3.1	<3.1
	6/15/2015	**3.16**	<0.47	**190**	**24.4**	<0.17	<1.1	<1.3	<0.44	<1	<1.2	<1.1	<0.71	<0.43	<1.9	<0.46	<0.82	<1.6	<0.77	<1.1	<3.1	<3.1
	9/10/2015	**3.09**	<0.47	**84**	**9.1**	<0.17	<1.1	<1.3	<0.44	<1	<1.2	<1.1	<0.71	<0.43	<1.9	<0.46	<0.82	<1.6	<0.77	<1.1	<3.1	<3.1
	12/30/2015	**1.36 J**	<0.47	**127**	**13.9**	<0.17	<1.1	<1.3	<0.44	<1	<1.2	<1.1	<0.71	<0.43	<1.9	<0.46	<0.82	<1.6	<0.77	<1.1	<3.1	<3.1
	3/7/2016	**1.2 J**	<0.47	**188**	**23**	<0.17	<1.1	<1.3	<0.44	<1	<1.2	<1.1	<0.71	<0.43	<1.9	<0.46	<0.82	<1.6	<0.77	<1.1	<3.1	<3.1
	6/10/2016	**1.18 J**	<0.47	**168**	**21.6**	<0.17	**1.75 J**	<1.3	<0.44	<1	<1.2	<1.1	<0.71	<0.43	<1.9	<0.46	<0.82	<1.6	<0.77	<1.1	<3.1	<3.1
	9/28/2016	**1.71**	<0.47	**180**	**23.4**	<0.17	**<1.1**	<1.3	<0.44	<1	<1.2	<1.1	<0.71	<0.43	<1.9	<0.46	<0.82	<1.6	<0.77	<1.1	<3.1	<3.1
	7/14/2017	**7.2**	<0.45	**152**	**23.4**	<0.19	**0.50 J**	<0.94	<0.17	<0.34	<0.24	<0.39	<0.2	<0.96	<1.3	<0.27	<0.29	<2.17	<0.19	<0.28	<2.05	<1.95
	1/10/2018	**1.15 J**	<0.45	**56**	**7.1**	<0.19	<0.42	<0.94	<0.17	<0.34	<0.24	<0.39	<0.2	<0.96	<1.3	<0.27	<0.29	<2.17	<0.19	<0.28	<2.05	<1.95
	5/30/2018	**2.63**	<0.3	**46**	**5.9**	<0.20	<0.36	<1.32	<0.22	<0.71	<0.79	<0.25	<0.26	0.26	<0.54	<0.26	<0.78	<2.1	<0.61	<0.24	<1.43	<0.72

ENVIRO forensics

TABLE 1

MONITORING WELL SAMPLE ANALYTICAL RESULTS SUMMARY

Martino's Master Dry Cleaners
4700 7th Avenue, Kenosha, Wisconsin

Monitoring Well Sample ID	Date Sampled	Tetrachloroethene	Trichloroethene	cis-1,2-Dichloroethene	trans-1,2-Dichloroethene	Vinyl chloride	1,1-Dichloroethane	Methylene Chloride	Benzene	n-Butylbenzene	sec-Butylbenzene	tert-Butylbenzene	Ethylbenzene	Chloroform	Chloromethane	Chlorobenzene	Isopropylbenzene	Naphthalene	n-propylbenzene	p-Isopropyltoluene	Trimethylbenzenes	Xylenes
		Chlorinated VOCs (µg/L)							Petroleum VOCs (µg/L)													
Enforcement Standard		**5**	**5**	**70**	**100**	**0.2**	**850**	**5**	**5**	**NE**	**NE**	**NE**	**700**	**6**	**30**	**NE**	**NE**	**100**	**NE**	**NE**	**480**	**10,000**
Preventive Action Limit		**0.5**	**0.5**	**7**	**20**	**0.02**	**85**	**0.5**	**0.5**	**NE**	**NE**	**NE**	**140**	**0.6**	**3**	**NE**	**NE**	**10**	**NE**	**NE**	**96**	**1,000**
6189-MW-4	7/31/2003	<0.5	<0.5	<5	<5	<0.17	<0.5	<0.5	<0.5	<0.5	<0.5	<0.5	<0.5	<0.14	BDL	<0.5	<0.5	<2.0	<0.5	<0.5	<2.0	<0.5
	11/2/2005	<0.5	<0.2	<5	<5	<0.2	<0.5	<0.5	<0.2	<0.2	<0.25	<0.2	<0.5	<0.2	BDL	<0.2	<0.2	<0.25	<0.5	<0.2	<0.2	<0.5
	2/6/2006	**3.0**	<0.2	<5	<5	<0.2	<0.5	<0.5	<0.2	<0.2	<0.25	<0.2	<0.5	<0.2	BDL	<0.2	<0.2	<0.25	<0.5	<0.2	<0.2	<0.5
	7/13/2006	**0.8**	<0.2	<5	<5	<0.2	<0.5	<1.0	<0.2	<0.2	<0.25	<0.2	<0.1	<0.4	BDL	<0.4	<0.2	<0.5	<0.5	<0.2	<0.8	<1.0
	10/30/2006	**5.9**	<0.2	<5	<5	<0.2	<0.5	<1.0	<0.2	<0.2	<0.25	<0.2	<0.1	<0.4	BDL	<0.4	<0.2	<0.5	<0.5	<0.2	<0.8	<1.0
	10/16/2007	**3.4**	<0.44	<0.68	<0.95	<0.2	<0.56	<0.99	<0.47	<0.52	<0.36	<0.34	<0.38	<0.48	BDL	<0.31	<0.48	<1.8	<0.38	<0.35	<1.57	<0.99
	10/22/2010	**0.83J**	<0.48	<0.83	<0.89	<0.18	<0.75	<1.8	<0.41	<0.93	<0.89	<0.97	<0.54	<1.3	<0.24	<0.41	<0.59	<0.89	<0.81	<0.67	<0.97	<1.8
	5/1/2012	**5.8**	<0.19	<0.12	<0.25	<0.10	<0.19	<0.068	<0.074	<0.13	<0.15	<0.14	<0.13	<0.20	**0.60 J**	<0.14	<0.14	<0.16	<0.13	<0.17	<0.18	<0.068
	4/29/2013	**2.1**	<0.19	<0.12	<0.25	<0.10	<0.19	<0.068	<0.074	<0.13	<0.15	<0.14	<0.13	<0.20	<0.18	<0.14	<0.14	<0.16	<0.13	<0.17	<0.47	<0.068
	7/24/2013	**5**	<0.19	<0.12	<0.25	<0.10	<0.19	<0.68	<0.074	<0.13	<0.15	<0.14	<0.13	<0.20	<0.34	<0.14	<0.14	<0.16	<0.13	<0.17	<0.47	<0.068
	12/20/2013	**0.99 J**	<0.33	<0.38	<0.35	<0.18	<0.3	<0.5	<2.4	<0.35	<0.33	<0.36	<0.55	<0.28	<0.81	<0.24	<0.3	<1.7	<0.25	<0.31	<2.2	<13.2
	3/12/2014	**1.4**	<0.33	<0.38	<0.35	<0.18	<0.3	<0.5	<2.4	<0.35	<0.33	<0.36	<0.55	<0.28	<0.81	<0.24	<0.3	<1.7	<0.25	<0.31	<2.2	<13.2
	6/25/2014	**7.3**	<0.33	<0.38	<0.35	<0.18	<0.3	<0.5	<2.4	<0.35	<0.33	<0.36	<0.55	<0.28	<0.81	<0.24	<0.3	<1.7	<0.25	<0.31	<2.2	<13.2
	9/3/2014	<0.33	<0.33	<0.38	<0.35	<0.18	<0.3	<0.5	<2.4	<0.35	<0.33	<0.36	<0.55	<0.28	<0.81	<0.24	<0.3	<1.7	<0.25	<0.31	<2.2	<13.2
	12/15/2014	**1.21**	<0.33	<0.38	<0.35	<0.18	<0.3	<0.5	<2.4	<0.35	<0.33	<0.36	<0.55	<0.28	<0.81	<0.24	<0.3	<1.7	<0.25	<0.31	<2.2	<13.2
	3/9/2015	<0.74	<0.47	<0.45	<0.54	<0.17	<1.1	<1.3	<0.44	<1	<1.2	<1.1	<0.71	<0.43	<1.9	<0.46	<0.82	<1.6	<0.77	<1.1	<3.1	<3.1
	6/16/2015	**4.8**	<0.47	<0.45	<0.54	<0.17	<1.1	<1.3	<0.44	<1	<1.2	<1.1	<0.71	<0.43	<1.9	<0.46	<0.82	<1.6	<0.77	<1.1	<3.1	<3.1
	9/10/2015	<0.49	<0.47	<45	<0.54	<0.17	<1.1	<1.3	<0.44	<1	<1.2	<1.1	<0.71	<0.43	<1.9	<0.46	<0.82	<1.6	<0.77	<1.1	<3.1	<3.1
	12/30/2015	<0.49	<0.47	<0.45	<0.54	<0.17	<1.1	<1.3	<0.44	<1	<1.2	<1.1	<0.71	<0.43	<1.9	<0.46	<0.82	<1.6	<0.77	<1.1	<3.1	<3.1
	3/8/2016	**0.61 J**	<0.47	<0.45	<0.54	<0.17	<1.1	<1.3	<0.44	<1	<1.2	<1.1	<0.71	<0.43	<1.9	<0.46	<0.82	<1.6	<0.77	<1.1	<3.1	<3.1
	6/10/2016	**8.2**	<0.47	<0.45	<0.54	<0.17	<1.1	<1.3	<0.44	<1	<1.2	<1.1	<0.71	<0.43	<1.9	<0.46	<0.82	<1.6	<0.77	<1.1	<3.1	<3.1
	7/14/2017	**2.8**	<0.45	<0.41	<0.35	<0.19	<0.42	<0.94	<0.17	<0.34	<0.24	<0.39	<0.2	<0.96	<1.3	<0.27	<0.29	<2.17	<0.19	<0.28	<2.05	<1.95
	1/10/2018	**0.99 J**	<0.45	<0.41	<0.35	<0.19	<0.42	<0.94	<0.17	<0.34	<0.24	<0.39	<0.2	<0.96	<1.3	<0.27	<0.29	<2.17	<0.19	<0.28	<2.05	<1.95

ENVIROforensics

TABLE 1

MONITORING WELL SAMPLE ANALYTICAL RESULTS SUMMARY

Martino's Master Dry Cleaners

4700 7th Avenue, Kenosha, Wisconsin

Monitoring Well Sample ID	Date Sampled	Tetrachloroethene	Trichloroethene	cis-1,2-Dichloroethene	trans-1,2-Dichloroethene	Vinyl chloride	1,1-Dichloroethane	Methylene Chloride	Benzene	n-Butylbenzene	sec-Butylbenzene	tert-Butylbenzene	Ethylbenzene	Chloroform	Chloromethane	Chlorobenzene	Isopropylbenzene	Naphthalene	n-propylbenzene	p-Isopropyltoluene	Trimethylbenzenes	Xylenes
		Chlorinated VOCs (µg/L)							Petroleum VOCs (µg/L)													
Enforcement Standard		5	5	70	100	0.2	850	5	5	NE	NE	NE	700	6	30	NE	NE	100	NE	NE	480	10,000
Preventive Action Limit		0.5	0.5	7	20	0.02	85	0.5	0.5	NE	NE	NE	140	0.6	3	NE	NE	10	NE	NE	96	1,000
6189-MW-5	11/2/2005	Dry																				
	2/6/2006	4,800	13.0	3.9	<0.5	<0.2	<0.5	<0.5	<0.2	<0.2	<0.25	<0.2	<0.5	<0.2	BDL	0.32	<0.2	<0.25	<0.5	<0.2	<0.2	<0.5
	7/13/2006	1,800	8.0	<20	<20	<8	<20	<20	<8	<8	<8	<10	<20	<8	BDL	<8	<8	<10	<20	<8	<16	<20
	10/30/2006	9,600	25.0	<20	<20	<8	<20	<20	<8	<8	<8	<10	<20	<8	BDL	<8	<8	<10	<20	<8	<16	<20
	10/16/2007	8,500	<44	<68	<95	<20	<56	<99	<47	<52	<36	<34	<38	<48	BDL	<31	<48	<180	<38	<35	<157	<99
	10/22/2010	8,040	<96.0	<166	<178	<36.0	<150	<360	<82	<186	<178	<194	<108	<260	<52	<82	<118	<178	<162	<134	<194	<360
	5/1/2012	7,500	29.0	<1.2	<2.5	<1.0	<1.9	<0.68	<0.74	<1.3	<1.5	<1.4	<1.3	<2.0	<1.8	<1.4	<1.4	<1.6	<1.3	<1.7	<1.8	<0.68
	4/29/2013	19,000	30.0	<0.6	<1.3	<0.5	<0.95	<3.4	<0.37	<0.65	<0.75	<0.70	<0.65	<1.0	<0.90	<0.70	<0.70	<0.80	<0.65	<0.85	<2.1	<0.34
	7/25/2013	9,700	52.0	<0.12	<0.25	<0.10	<0.19	<0.68	<0.074	<0.13	<0.15	<0.14	<0.13	<0.20	<0.34	<0.14	<0.14	<0.16	<0.13	<0.17	<0.47	<0.068
	12/20/2013	5,400	<33	<38	<35	<18	<30	<50	<24	<35	<33	<36	<55	<28	<81	<24	<30	<170	<25	<31	<220	<132
	3/13/2014	9,500	77	<19	<17.5	<9	<15	<25	<12	<17.5	<16.5	<18	<27.5	<14	<40.5	<12	<15	<85	<12.5	<15.5	<110	<66
	6/26/2014	13,100	50 J	<38	<35	<18	<30	<50	<24	<35	<33	<36	<55	<28	<81	<24	<30	<170	<25	<31	<220	<132
	9/5/2014	6,700	63 J	<38	<35	<18	<30	<50	<24	<35	<33	<36	<55	<28	<81	<24	<30	<170	<25	<31	<220	<132
	12/16/2014	12,400	83	<19	<17.5	<9	<15	<25	<12	<17.5	<16.5	<18	<27.5	<14	<40.5	<12	<15	<85	<12.5	<15.5	<110	<66
	3/9/2015	5,700	44 J	<22.5	<27	<8.5	<27	<65	<22	<50	<60	<55	<35.5	<21.5	<95	<23	<41	<80	<38.5	<55	<155	<155
	6/16/2015	13,300	80 J	<45	<54	<17	<54	<130	<44	<100	<120	<110	<71	<43	<190	<46	<82	<160	<77	<110	<310	<310
	9/11/2015	5,900	<47	<45	<54	<17	<110	<130	<44	<100	<120	<110	<71	<43	<190	<46	<82	<160	<77	<110	<310	<310
	12/30/2015	4,700	53 J	<45	<54	<17	<110	<130	<44	<100	<120	<110	<71	<43	<190	<46	<82	<160	<77	<110	<310	<310
	3/7/2016	3,900	31.5 J	<22.5	<27	<8.5	<55	<75	<22	<50	<120	<44	<35.5	<21.5	<95	<23	<41	<80	<38.5	<55	<155	<155
	6/10/2016	9,800	68 J	<0.45	<0.54	<0.17	<1.1	<1.3	<0.44	<1	<1.2	<1.1	<0.71	<0.43	<1.9	<0.46	<0.82	<1.6	<0.77	<1.1	<3.1	<3.1
	9/28/2016	4,800	96	98	<27	<8.5	<55	<65	<22	<50	<60	<55	<35.5	<21.5	<95	<23	<41	<80	<38.5	<55	<155	<155
	7/14/2017	4,600	27 J	<20.5	<17.5	<9.5	<21	<47	<8.5	<17	<12	<19.5	<10	<48	<65	<13.5	<14.5	<108.5	<9.5	<14	<102.5	<97.5
	1/10/2018	3,140	31.5 J	34 J	<17.5	<9.5	<21	<47	<8.5	<17	<12	<19.5	<10	<48	<65	<13.5	<14.5	<108.5	<9.5	<14	<102.5	<97.5
	5/30/2018	9,300	44 J	62	<17	<10	<18	<66	<11	<35.5	<39.5	<12.5	<13	<0.96	<27	<13	<39	<2.17	<30.5	<12	<71.5	<36

ENVIRO forensics

TABLE 1

MONITORING WELL SAMPLE ANALYTICAL RESULTS SUMMARY

Martino's Master Dry Cleaners
4700 7th Avenue, Kenosha, Wisconsin

Monitoring Well Sample ID	Date Sampled	Tetrachloroethene	Trichloroethene	cis-1,2-Dichloroethene	trans-1,2-Dichloroethene	Vinyl chloride	1,1-Dichloroethane	Methylene Chloride	Benzene	n-Butylbenzene	sec-Butylbenzene	tert-Butylbenzene	Ethylbenzene	Chloroform	Chloromethane	Chlorobenzene	Isopropylbenzene	Naphthalene	n-propylbenzene	p-Isopropyltoluene	Trimethylbenzenes	Xylenes
		Chlorinated VOCs (µg/L)							Petroleum VOCs (µg/L)													
Enforcement Standard		**5**	**5**	**70**	**100**	**0.2**	**850**	**5**	**5**	**NE**	**NE**	**NE**	**700**	**6**	**30**	**NE**	**NE**	**100**	**NE**	**NE**	**480**	**10,000**
Preventive Action Limit		**0.5**	**0.5**	**7**	**20**	**0.02**	**85**	**0.5**	**0.5**	**NE**	**NE**	**NE**	**140**	**0.6**	**3**	**NE**	**NE**	**10**	**NE**	**NE**	**96**	**1,000**
6189-MW-6	11/2/2005	<50	<20	**7,600**	**81**	<20	<50	<50	<20	**63**	<25	<20	<50	<20	BDL	<20	<20	**130**	<50	<20	**218**	<50
	2/6/2006	<50	<20	**10,000**	**130**	<20	<50	<50	<20	<20	<25	<20	<50	<20	BDL	<20	<20	<25	<50	<20	<20	<50
	7/13/2006	<50	<20	**6,100**	**70**	<20	<50	<50	<20	<20	<25	<20	<50	<20	BDL	<20	<20	<25	<50	<20	<40	<50
	10/30/2006	<50	<20	**14,000**	**190**	<20	<50	<50	<20	<20	<25	<20	<50	<20	BDL	<20	<20	<25	<50	<20	<40	<50
	10/16/2007	<52	<44	**4,700**	<95	<20	<56	<99	<47	<52	<36	<34	<38	<48	BDL	<31	<48	<180	<38	<35	<157	<99
	10/22/2010	<56.2	<60.0	**5,350**	<111	<22.5	<93.8	<225	<51.2	<116	<111	<121	<67.5	<162	<32.4	<51.2	<73.8	<111	<101	<83.8	<121	<225
	5/1/2012	<1.7	<1.9	**5,200**	**76**	<1.0	<1.9	<1.9	<0.74	<1.3	<1.5	<1.4	**7.8**	<2.0	<3.4	<1.4	**5.3 J**	<1.6	<1.3	<1.7	<1.8	**11**
	4/29/2013	Not Sampled																				
	7/25/2013	<0.17	<0.19	**4,800**	**77**	**3.0 J**	<0.19	<0.68	<0.074	<0.13	<0.15	<0.14	**3.5 J**	<0.20	<0.34	<0.14	<0.14	<0.16	<0.13	<0.17	**16.2**	**2.4 J**
	12/20/2013	Not Accessible																				
	3/12/2014	Not Accessible																				
	6/25/2014	Not Accessible																				
	12/16/2014	<16.5	<16.5	**2,750**	**47 J**	<9	<15	<25	<12	<17.5	<16.5	<18	<27.5	<14	<40.5	<12	<15	<85	<12.5	<15.5	<110	<66
	3/9/2015	Not Accessible																				
	6/15/2015	<37	<23.5	**590**	<27	<8.5	<55	<65	<22	<50	<60	<55	<35.5	<21.5	<95	<23	<41	<80	<38.5	<55	<155	<155
	9/9/2015	<24.5	<23.5	**1,730**	**38 J**	<8.5	<55	<65	<22	<50	<60	<55	<35.5	<21.5	<95	<23	<41	<80	<38.5	<55	<155	<155
	12/31/2015	<9.8	<9.4	**2,100**	**33 J**	**5.0 J**	<22	<26	<8.8	<20	<24	<22	<14.2	<8.6	<38	<9.2	<16.4	<32	<15.4	<22	<62	<62
	3/8/2016	<4.9	<4.7	**2,050**	**34**	**4.2 J**	<11	<13	<4.4	<10	<12	<11	<7.1	<4.3	<19	<4.6	<8.2	<16	<7.7	<11	<31	<31
	6/10/2016	<9.8	<0.47	**3,200**	**51**	**12.8**	<1.1	<1.3	<0.44	<1	<1.2	<1.1	<0.71	<0.43	<1.9	<0.46	<0.82	<1.6	<0.77	<1.1	<3.1	<3.1
	9/28/2016	<9.8	<9.4	**3,400**	**67**	**105**	<22	<26	<8.8	<20	<24	<22	<14.2	<8.6	<38	<9.2	<16.4	<32	<15.4	<22	<62	<62
	7/14/2017	<9.6	<9	**1,390**	**123**	**64**	<8.4	<18.8	<3.4	<6.8	<4.8	<7.8	<4	<19.2	<26	<5.4	<5.8	<43.4	<3.8	<5.6	<41	<39
	1/10/2018	<4.8	<4.5	**1,040**	**32**	**760**	<4.2	<9.4	<1.7	<3.4	<2.4	<3.9	**2.7 J**	<9.6	<13	<2.7	<2.9	<21.7	<1.9	<2.8	<20.5	<19.5
	5/30/2018	**5.8 J**	<3	**590**	**11.4**	**94**	<3.6	<13.2	<2.2	<7.1	<7.9	<2.5	<2.6	<2.6	<5.4	<2.6	<7.8	<21	<6.1	<2.4	<14.3	<7.2

ENVIRO forensics

TABLE 1

MONITORING WELL SAMPLE ANALYTICAL RESULTS SUMMARY

Martino's Master Dry Cleaners

4700 7th Avenue, Kenosha, Wisconsin

Monitoring Well Sample ID	Date Sampled	Tetrachloroethene	Trichloroethene	cis-1,2-Dichloroethene	trans-1,2-Dichloroethene	Vinyl chloride	1,1-Dichloroethane	Methylene Chloride	Benzene	n-Butylbenzene	sec-Butylbenzene	tert-Butylbenzene	Ethylbenzene	Chloroform	Chloromethane	Chlorobenzene	Isopropylbenzene	Naphthalene	n-propylbenzene	p-Isopropyltoluene	Trimethylbenzenes	Xylenes
		Chlorinated VOCs (µg/L)							Petroleum VOCs (µg/L)													
Enforcement Standard		**5**	**5**	**70**	**100**	**0.2**	**850**	**5**	**5**	**NE**	**NE**	**NE**	**700**	**6**	**30**	**NE**	**NE**	**100**	**NE**	**NE**	**480**	**10,000**
Preventive Action Limit		**0.5**	**0.5**	**7**	**20**	**0.02**	**85**	**0.5**	**0.5**	**NE**	**NE**	**NE**	**140**	**0.6**	**3**	**NE**	**NE**	**10**	**NE**	**NE**	**96**	**1,000**
6189-MW-7	11/2/2005	Dry													3							
	2/6/2006	**8.3**	<0.2	<0.5	<0.5	<0.2	<0.5	<0.5	<0.2	<0.2	<0.25	<0.2	<0.5	<0.2	BDL	<0.2	<0.2	<0.25	<0.5	<0.2	<0.2	<0.5
	7/13/2006	**3.6**	<0.2	<0.5	<0.5	<0.2	<0.5	<1.0	<0.2	<0.2	<0.25	<0.2	<0.1	<0.4	BDL	<0.4	<0.2	<0.5	<0.5	<0.2	<0.8	<1.0
	10/30/2006	**6.1**	<0.2	<0.5	<0.5	<0.2	<0.5	<1.0	<0.2	<0.2	<0.25	<0.2	<0.1	<0.4	BDL	<0.4	<0.2	<0.5	<0.5	<0.2	<0.8	<1.0
	10/16/2007	**9**	<0.44	<0.68	<0.95	<0.2	<0.56	<0.99	<0.47	<0.52	<0.36	<0.34	<0.38	<0.48	BDL	<0.31	<0.48	<1.8	<0.38	<0.35	<1.57	<0.99
	10/22/2010	**12.9**	<0.48	<0.83	<0.89	<0.18	<0.75	<1.8	<0.41	<0.93	<0.89	<0.97	<0.54	<1.3	<0.24	<0.41	<0.59	<0.89	<0.81	<0.67	<0.97	<1.8
	4/30/2012	**9.5**	<0.19	<0.12	<0.25	<0.10	<0.19	<0.068	<0.074	<0.13	<0.15	<0.14	<0.13	<0.20	**1.4**	<0.14	<0.14	<0.13	<0.13	<0.17	<0.18	<0.068
	4/29/2013	**26**	<0.19	<0.12	<0.25	<0.10	<0.19	**9.7**	<0.074	<0.13	<0.15	<0.14	<0.13	<0.20	<0.18	<0.14	<0.14	<0.16	<0.13	<0.17	<0.18	<0.068
	7/24/2013	**27**	<0.19	<0.12	<0.25	<0.10	<0.19	<0.68	<0.074	<0.13	<0.15	<0.14	<0.13	<0.20	<0.34	<0.14	<0.14	<0.16	<0.13	<0.17	<0.47	<0.068
	12/20/2013	**25.7**	<0.33	<0.38	<0.35	<0.18	<0.3	<0.5	<0.24	<0.35	<0.33	<0.36	<0.55	<0.28	<0.81	<0.24	<0.3	<1.7	<0.25	<0.31	<2.2	<1.32
	3/12/2014	**16.6**	<0.33	<0.38	<0.35	<0.18	<0.3	<0.5	<0.24	<0.35	<0.33	<0.36	<0.55	<0.28	<0.81	<0.24	<0.3	<1.7	<0.25	<0.31	<2.2	<1.32
	6/26/2014	**10**	<0.33	<0.38	<0.35	<0.18	<0.3	<0.5	<0.24	<0.35	<0.33	<0.36	<0.55	<0.28	<0.81	<0.24	<0.3	<1.7	<0.25	<0.31	<2.2	<1.32
	9/3/2014	**21.3**	<0.33	<0.38	<0.35	<0.18	<0.3	<0.5	<0.24	<0.35	<0.33	<0.36	<0.55	<0.28	<0.81	<0.24	<0.3	<1.7	<0.25	<0.31	<2.2	<1.32
	12/15/2014	**34**	<0.33	<0.38	<0.35	<0.18	<0.3	<0.5	<0.24	<0.35	<0.33	<0.36	<0.55	<0.28	<0.81	<0.24	<0.3	<1.7	<0.25	<0.31	<2.2	<1.32
	3/10/2015	**21.5**	<0.47	<0.45	<0.54	<0.17	<1.1	<1.3	<0.44	<1	<1.2	<1.1	<0.71	<0.43	<1.9	<0.46	<0.82	<1.6	<0.77	<1.1	<3.1	<3.1
	6/15/2015	**125**	<0.47	<0.45	<0.54	<0.17	<1.1	<1.3	<0.44	<1	<1.2	<1.1	<0.71	<0.43	<1.9	<0.46	<0.82	<1.6	<0.77	<1.1	<3.1	<3.1
	9/10/2015	**7.3**	<0.47	<0.45	<0.54	<0.17	<1.1	<1.3	<0.44	<1	<1.2	<1.1	<0.71	<0.43	<1.9	<0.46	<0.82	<1.6	<0.77	<1.1	<3.1	<3.1
	12/30/2015	**13.5**	<0.47	<0.45	<0.54	<0.17	<1.1	<1.3	<0.44	<1	<1.2	<1.1	<0.71	<0.43	<1.9	<0.46	<0.82	<1.6	<0.77	<1.1	<3.1	<3.1
	3/7/2016	**10.6**	<0.47	<0.45	<0.54	<0.17	<1.1	<1.3	<0.44	<1	<1.2	<1.1	<0.71	<0.43	<1.9	<0.46	<0.82	<1.6	<0.77	<1.1	<3.1	<3.1
	9/9/2016	**9.9**	<0.47	<0.45	<0.54	<0.17	<1.1	<1.3	<0.44	<1	<1.2	<1.1	<0.71	<0.43	<1.9	<0.46	<0.82	<1.6	<0.77	<1.1	<3.1	<3.1
	9/28/2016	**34**	<0.47	<0.45	<0.54	<0.17	<1.1	<1.3	<0.44	<1	<1.2	<1.1	<0.71	<0.43	<1.9	<0.46	<0.82	<1.6	<0.77	<1.1	<3.1	<3.1
	7/14/2017	**34**	<0.45	<0.41	<0.35	<0.19	<0.42	<0.94	<0.17	<0.34	<0.24	<0.39	<0.2	<0.96	<1.3	<0.27	<0.29	<2.17	<0.19	<0.28	<2.05	<1.95
	1/10/2018	**10.5**	<0.45	<0.41	<0.35	<0.19	<0.42	<0.94	<0.17	<0.34	<0.24	<0.39	<0.2	<0.96	<1.3	<0.27	<0.29	<2.17	<0.19	<0.28	<2.05	<1.95
	5/30/2018	**23.4**	<0.3	<0.37	<0.34	<0.20	<0.36	<1.32	<0.22	<0.71	<0.79	<0.25	<0.26	0.26	<0.54	<0.26	<0.78	<2.1	<0.61	<0.24	<1.43	<0.72

ENVIRO forensics

TABLE 1

MONITORING WELL SAMPLE ANALYTICAL RESULTS SUMMARY

Martino's Master Dry Cleaners
4700 7th Avenue, Kenosha, Wisconsin

Monitoring Well Sample ID	Date Sampled	Tetrachloroethene	Trichloroethene	cis-1,2-Dichloroethene	trans-1,2-Dichloroethene	Vinyl chloride	1,1-Dichloroethane	Methylene Chloride	Benzene	n-Butylbenzene	sec-Butylbenzene	tert-Butylbenzene	Ethylbenzene	Chloroform	Chloromethane	Chlorobenzene	Isopropylbenzene	Naphthalene	n-propylbenzene	p-Isopropyltoluene	Trimethylbenzenes	Xylenes
		Chlorinated VOCs (µg/L)							Petroleum VOCs (µg/L)													
Enforcement Standard		**5**	**5**	**70**	**100**	**0.2**	**850**	**5**	**5**	**NE**	**NE**	**NE**	**700**	**6**	**30**	**NE**	**NE**	**100**	**NE**	**NE**	**480**	**10,000**
Preventive Action Limit		**0.5**	**0.5**	**7**	**20**	**0.02**	**85**	**0.5**	**0.5**	**NE**	**NE**	**NE**	**140**	**0.6**	**3**	**NE**	**NE**	**10**	**NE**	**NE**	**96**	**1,000**
6189-MW-8	11/2/2005	Dry																				
	2/6/2006	<0.5	<0.2	<0.5	<0.5	<0.2	<0.5	<0.5	<0.2	<0.2	<0.25	<0.2	<0.5	<0.2	BDL	<0.2	<0.2	<0.25	<0.5	<0.2	<0.2	<0.5
	7/13/2006	<0.5	<0.2	<0.5	<0.5	<0.2	<0.5	<1.0	<0.2	<0.2	<0.25	<0.2	<0.1	<0.4	BDL	<0.4	<0.2	<0.5	<0.5	<0.2	<0.8	<1.0
	10/30/2006	<0.5	<0.2	<0.5	<0.5	<0.2	<0.5	<1.0	<0.2	<0.2	<0.25	<0.2	<0.1	<0.4	BDL	<0.4	<0.2	<0.5	<0.5	<0.2	<0.8	<1.0
	10/16/2007	<0.52	<0.44	<0.68	<0.95	<0.2	<0.56	<0.99	<0.47	<0.52	<0.36	<0.34	<0.38	<0.48	BDL	<0.31	<0.48	<1.8	<0.38	<0.35	<1.57	<0.99
	10/22/2010	**0.48 J**	<0.48	<0.83	<0.89	<0.18	<0.75	<1.8	<0.41	<0.93	<0.89	<0.97	<0.54	<1.3	<0.24	<0.41	<0.59	<0.89	<0.81	<0.67	<0.97	<1.8
	4/30/2012	<0.17	<0.19	<0.12	<0.25	<0.10	<0.19	<0.068	<0.074	<0.13	<0.15	<0.14	<0.13	<0.20	**1.4**	<0.14	<0.14	<0.16	<0.13	<0.17	<0.18	<0.068
	4/29/2013	<0.17	<0.19	<0.12	<0.25	<0.10	<0.19	**11**	<0.074	<0.13	<0.15	<0.14	<0.13	<0.20	<0.18	<0.14	<0.14	<0.16	<0.13	<0.17	<0.18	<0.068
	7/26/2013	<0.17	<0.19	<0.12	<0.25	<0.10	<0.19	<0.68	<0.074	<0.13	<0.15	<0.14	<0.13	<0.20	<0.34	<0.14	<0.14	<0.16	<0.13	<0.17	<0.47	<0.068
	12/20/2013	<0.33	<0.33	<0.38	<0.35	<0.18	<0.3	<0.5	<0.24	<0.35	<0.33	<0.36	<0.55	<0.28	<0.81	<0.24	<0.3	<1.7	<0.25	<0.25	<2.2	<1.32
	3/13/2014	<0.33	<0.33	<0.38	<0.35	<0.18	<0.3	<0.5	<0.24	<0.35	<0.33	<0.36	<0.55	<0.28	<0.81	<0.24	<0.3	<1.7	<0.25	<0.25	<2.2	<1.32
	6/26/2014	<0.33	<0.33	<0.38	<0.35	<0.18	<0.3	<0.5	<0.24	<0.35	<0.33	<0.36	<0.55	<0.28	<0.81	<0.24	<0.3	<1.7	<0.25	<0.25	<2.2	<1.32
	9/5/2014	<0.33	<0.33	<0.38	<0.35	<0.18	<0.3	<0.5	<0.24	<0.35	<0.33	<0.36	<0.55	<0.28	<0.81	<0.24	<0.3	<1.7	<0.25	<0.25	<2.2	<1.32
	12/15/2014	<0.33	<0.33	<0.38	<0.35	<0.18	<0.3	<0.5	<0.24	<0.35	<0.33	<0.36	<0.55	<0.28	<0.81	<0.24	<0.3	<1.7	<0.25	<0.25	<2.2	<1.32
	3/10/2015	<0.74	<0.47	<0.45	<0.54	<0.17	<1.1	<1.3	<0.44	<1	<1.2	<1.1	<0.71	<0.43	<1.9	<0.46	<0.82	<1.6	<0.77	<1.1	<3.1	<3.1
	6/16/2015	<0.74	<0.47	<0.45	<0.54	<0.17	<1.1	<1.3	<0.44	<1	<1.2	<1.1	<0.71	<0.43	<1.9	<0.46	<0.82	<1.6	<0.77	<1.1	<3.1	<3.1
	9/11/2015	**0.79 J**	<0.47	<0.45	<0.54	<0.17	<1.1	<1.3	<0.44	<1	<1.2	<1.1	<0.71	<0.43	<1.9	<0.46	<0.82	<1.6	<0.77	<1.1	<3.1	<3.1
	12/30/2015	<0.49	<0.47	<0.45	<0.54	<0.17	<1.1	<1.3	<0.44	<1	<1.2	<1.1	<0.71	<0.43	<1.9	<0.46	<0.82	<1.6	<0.77	<1.1	<3.1	<3.1
	3/7/2016	<0.49	<0.47	<0.45	<0.54	<0.17	<1.1	<1.3	<0.44	<1	<1.2	<1.1	<0.71	<0.43	<1.9	<0.46	<0.82	<1.6	<0.77	<1.1	<3.1	<3.1
	6/10/2016	<0.49	<0.47	<0.45	<0.54	<0.17	<1.1	<1.3	<0.44	<1	<1.2	<1.1	<0.71	<0.43	<1.9	<0.46	<0.82	<1.6	<0.77	<1.1	<3.1	<3.1
6189-MW-9	5/1/2012	**1,100**	**100**	**450**	**4.0**	<0.20	<0.38	<0.38	<0.19	<0.26	< .30	<0.28	<0.26	<0.40	<0.36	<0.28	<0.28	<0.32	<0.26	<0.34	<0.36	<0.14
	4/29/2013	**3,100**	**280**	**370**	<2.5	**6.2**	<0.19	**100**	<0.74	<1.3	<1.5	<1.4	<1.3	<2.0	<1.8	<1.4	<1.4	<1.6	<1.3	<1.7	<4.2	<0.68
	7/26/2013	**2,300**	**210**	**580**	**5.5**	**13**	<0.95	<0.68	<0.074	<0.13	<0.15	<0.14	<0.13	<0.20	<0.34	<0.14	<0.14	<0.16	<0.13	<0.17	<0.47	<0.068
	12/20/2013	Dry																				
	3/12/2014	Dry																				
	6/25/2014	**2,520**	**330**	**570**	<17.5	<9	<15	<25	<12	<17.5	<16.5	<18	<27.5	<14	<40.5	<12	<15	<85	<12.5	<15.5	<180	<67
	9/5/2014	Dry																				
	12/15/2014	Dry																				
	3/9/2015	Dry																				
	6/15/2015	Dry																				
	9/9/2015	Dry																				
	12/30/2015	**1,480**	**313**	**340**	<27	<8.5	<55	<65	<22	<50	<60	<55	<35.5	<21.5	<95	<23	<41	<80	<38.5	<55	<155	<155
	3/7/2016	Dry																				
	6/10/2016	**1,960**	**360**	**390**	<0.54	**2.2 J**	<1.1	<1.3	<0.44	<1	<1.2	<1.1	<0.71	<0.43	<1.9	<0.46	<0.82	<1.6	<0.77	<1.1	<3.1	<3.1
	9/28/2016	**920**	**103**	**251**	<10.8	**<3.4**	<22	<26	<8.8	<20	<24	<22	<14.2	<8.6	<38	<9.2	<16.4	<32	<15.4	<22	<62	<62
	7/13/2017	**5,100**	**186**	**192**	**15.4**	<1.9	<4.2	<9.4	<1.7	<3.4	<2.4	<3.9	<2	<9.6	<5	<2.7	<2.9	<21.7	<2.8	<2.8	<20.5	<19.5
	5/13/2018	**2,490**	**102**	**109**	<17	<10	<18	<66	<11	<35.5	<39.5	<12.5	<13	<0.96	<27	<13	<39	<2.17	<30.5	<12	<71.5	<36

ENVIRO forensics

TABLE 1

MONITORING WELL SAMPLE ANALYTICAL RESULTS SUMMARY

Martino's Master Dry Cleaners
4700 7th Avenue, Kenosha, Wisconsin

Monitoring Well Sample ID	Date Sampled	Tetrachloroethene	Trichloroethene	cis-1,2-Dichloroethene	trans-1,2-Dichloroethene	Vinyl chloride	1,1-Dichloroethane	Methylene Chloride	Benzene	n-Butylbenzene	sec-Butylbenzene	tert-Butylbenzene	Ethylbenzene	Chloroform	Chloromethane	Chlorobenzene	Isopropylbenzene	Naphthalene	n-propylbenzene	p-Isopropyltoluene	Trimethylbenzenes	Xylenes
		Chlorinated VOCs (µg/L)							Petroleum VOCs (µg/L)													
Enforcement Standard		**5**	**5**	**70**	**100**	**0.2**	**850**	**5**	**5**	**NE**	**NE**	**NE**	**700**	**6**	**30**	**NE**	**NE**	**100**	**NE**	**NE**	**480**	**10,000**
Preventive Action Limit		**0.5**	**0.5**	**7**	**20**	**0.02**	**85**	**0.5**	**0.5**	**NE**	**NE**	**NE**	**140**	**0.6**	**3**	**NE**	**NE**	**10**	**NE**	**NE**	**96**	**1,000**
6189-MW-10	5/1/2012	<0.17	<0.19	<0.12	<0.25	<0.10	<0.19	<0.19	<0.074	<0.13	<0.15	<0.14	<0.13	<0.20	<0.18	<0.14	<0.14	<0.16	<0.13	<0.17	<0.18	<0.068
	4/29/2013	**1.0**	<0.19	<0.12	<0.25	<0.10	<0.19	**11**	<0.074	<0.13	<0.15	<0.14	<0.13	<0.20	<0.18	<0.14	<0.14	<0.16	<0.13	<0.17	<0.18	<0.068
	7/26/2013	<0.17	<0.19	<0.12	<0.25	<0.10	<0.19	<0.68	<0.074	<0.13	<0.15	<0.14	<0.13	<0.20	<0.34	<0.14	<0.14	<0.16	<0.13	**1.2**	<0.47	<0.068
	12/19/2013	<0.33	<0.33	<0.38	<0.35	<0.18	<0.3	<0.5	<0.24	<0.35	<0.33	<0.36	<1.5	<0.28	<0.81	<0.24	<0.3	<1.7	<0.25	<0.31	<2.2	<1.32
	3/12/2014	Dry																				
	6/25/2014	<0.33	<0.33	<0.38	<0.35	<0.18	<0.3	<0.5	<0.24	<0.35	<0.33	<0.36	<1.5	<0.28	<0.81	<0.24	<0.3	<1.7	<0.25	<0.31	<2.2	<1.32
	9/5/2014	Dry																				
	12/15/2014	Dry																				
	3/9/2015	Dry																				
	6/15/2015	Dry																				
	9/9/2015	Dry																				
	12/30/2015	<0.49	<0.47	<0.45	<0.54	<0.17	<1.1	<1.3	<0.44	<1	<1.2	<1.1	<0.71	<0.43	<1.9	<0.46	<0.82	<1.6	<0.77	<1.1	<3.1	<3.1
	3/8/2016	<0.49	<0.47	<0.45	<0.54	<0.17	<1.1	<1.3	<0.44	<1	<1.2	<1.1	<0.71	<0.43	<1.9	<0.46	<0.82	<1.6	<0.77	<1.1	<3.1	<3.1
	6/10/2016	<0.49	<0.47	<0.45	<0.54	<0.17	<1.1	<1.3	<0.44	<1	<1.2	<1.1	<0.71	<0.43	<1.9	<0.46	<0.82	<1.6	<0.77	<1.1	<3.1	<3.1
6189-MW-11	4/30/2012	Dry																				
	4/29/2013	<0.17	<0.19	<0.12	<0.25	<0.10	<0.19	**10**	<0.074	<0.13	<0.15	<0.14	<0.13	**1.1**	<0.18	<0.14	<0.14	<0.16	<0.13	<0.17	<0.18	<0.068
	7/26/2013	<0.17	<0.19	<0.12	<0.25	<0.10	<0.19	<0.68	<0.074	<0.13	<0.15	<0.14	<0.13	**0.82**	<0.34	<0.14	<0.14	<0.16	<0.13	<0.17	<0.47	<0.068
	12/20/2013	Dry																				
	3/13/2014	<0.33	<0.33	<0.38	<0.35	<0.18	<0.3	<0.5	<0.24	<0.35	<0.33	<0.36	<1.5	**2.52**	<0.81	<0.24	<0.3	<1.7	<0.25	<0.31	<2.2	<1.32
	6/25/2014	Dry																				
	9/5/2014	Dry																				
	12/15/2014	Dry																				
	3/9//15	Dry																				
	6/15/2015	Dry																				
	9/9/2015	Dry																				
	12/30/2015	<0.49	<0.47	<0.45	<0.54	<0.17	<1.1	<1.3	<0.44	<1	<1.2	<1.1	<0.71	**0.61 J**	<1.9	<0.46	<0.82	<1.6	<0.77	<1.1	<3.1	<3.1
	3/7/2016	Dry																				
	6/10/2016	<0.49	<0.47	<0.45	<0.54	<0.17	<1.1	<1.3	<0.44	<1	<1.2	<1.1	<0.71	0.48 J	<1.9	<0.46	<0.82	<1.6	<0.77	<1.1	<3.1	<3.1
	7/13/2017	<0.48	<0.45	<0.41	<0.35	<0.19	<0.42	<0.94	<0.17	<0.34	<0.24	<0.39	<0.2	<0.96	<1.3	<0.27	<0.29	<2.17	<0.19	<0.28	<2.05	<1.95

ENVIROforensics

TABLE 1

MONITORING WELL SAMPLE ANALYTICAL RESULTS SUMMARY

Martino's Master Dry Cleaners
4700 7th Avenue, Kenosha, Wisconsin

Monitoring Well Sample ID	Date Sampled	Tetrachloroethene	Trichloroethene	cis-1,2-Dichloroethene	trans-1,2-Dichloroethene	Vinyl chloride	1,1-Dichloroethane	Methylene Chloride	Benzene	n-Butylbenzene	sec-Butylbenzene	tert-Butylbenzene	Ethylbenzene	Chloroform	Chloromethane	Chlorobenzene	Isopropylbenzene	Naphthalene	n-propylbenzene	p-Isopropyltoluene	Trimethylbenzenes	Xylenes
		Chlorinated VOCs (µg/L)							Petroleum VOCs (µg/L)													
Enforcement Standard		**5**	**5**	**70**	**100**	**0.2**	**850**	**5**	**5**	**NE**	**NE**	**NE**	**700**	**6**	**30**	**NE**	**NE**	**100**	**NE**	**NE**	**480**	**10,000**
Preventive Action Limit		**0.5**	**0.5**	**7**	**20**	**0.02**	**85**	**0.5**	**0.5**	**NE**	**NE**	**NE**	**140**	**0.6**	**3**	**NE**	**NE**	**10**	**NE**	**NE**	**96**	**1,000**
6189-MW-12	4/30/2012	**7.4**	<0.19	<0.12	<0.25	<0.10	<0.19	<0.19	<0.074	<0.13	<0.15	<0.14	<0.13	<0.20	**1.4**	<0.14	<0.14	<0.16	<0.13	<0.17	<0.18	<0.068
	4/29/2013	**11**	<0.19	<0.12	<0.25	<0.10	<0.19	<0.68	<0.074	<0.13	<0.15	<0.14	<0.13	<0.20	<0.18	<0.14	<0.14	<0.16	<0.13	<0.17	<0.18	<0.068
	7/24/2013	**12**	<0.19	<0.12	<0.25	<0.10	<0.19	<0.68	<0.074	<0.13	<0.15	<0.14	<0.13	<0.20	<0.34	<0.14	<0.14	<0.16	<0.13	<0.17	<0.47	<0.068
	12/20/2013	**2.18**	<0.33	<0.38	<0.35	<0.18	<0.3	<0.5	<0.24	<0.35	<0.33	<0.36	<0.55	<0.28	<0.81	<0.24	<0.3	<1.7	<0.25	<0.31	<2.2	<1.32
	3/12/2014	**2.81**	<0.33	<0.38	<0.35	<0.18	<0.3	<0.5	<0.24	<0.35	<0.33	<0.36	<0.55	<0.28	<0.81	<0.24	<0.3	<1.7	<0.25	<0.31	<2.2	<1.32
	6/25/2014	**13.1**	<0.33	<0.38	<0.35	<0.18	<0.3	<0.5	<0.24	<0.35	<0.33	<0.36	<0.55	<0.28	<0.81	<0.24	<0.3	<1.7	<0.25	<0.31	<2.2	<1.32
	9/3/2014	**8.2**	<0.33	<0.38	<0.35	<0.18	<0.3	<0.5	<0.24	<0.35	<0.33	<0.36	<0.55	<0.28	<0.81	<0.24	<0.3	<1.7	<0.25	<0.31	<2.2	<1.32
	12/15/2014	**4.3**	<0.33	<0.38	<0.35	<0.18	<0.3	<0.5	<0.24	<0.35	<0.33	<0.36	<0.55	<0.28	<0.81	<0.24	<0.3	<1.7	<0.25	<0.31	<2.2	<1.32
	3/9/2015	**0.82 J**	<0.47	<0.45	<0.54	<0.17	<1.1	<1.3	<0.44	<1	<1.2	<1.1	<0.71	<0.43	<1.9	<0.46	<0.82	<1.6	<0.77	<1.1	<3.1	<3.1
	6/16/2015	**10.8**	<0.47	<0.45	<0.54	<0.17	<1.1	<1.3	<0.44	<1	<1.2	<1.1	<0.71	<0.43	<1.9	<0.46	<0.82	<1.6	<0.77	<1.1	<3.1	<3.1
	9/10/2015	**9.9**	<0.47	<0.45	<0.54	<0.17	<1.1	<1.3	<0.44	<1	<1.2	<1.1	<0.71	<0.43	<1.9	<0.46	<0.82	<1.6	<0.77	<1.1	<3.1	<3.1
	12/29/2015	Not Accessible																				
	3/8/2016	**6.1**	<0.47	<0.45	<0.54	<0.17	<1.1	<1.3	<0.44	<1	<1.2	<1.1	<0.71	<0.43	<1.9	<0.46	<0.82	<1.6	<0.77	<1.1	<3.1	<3.1
	6/9/2016	**10.6**	<0.47	<0.45	<0.54	<0.17	<1.1	<1.3	<0.44	<1	<1.2	<1.1	<0.71	<0.43	<1.9	<0.46	<0.82	<1.6	<0.77	<1.1	<3.1	<3.1
	9/28/2016	**12.8**	<0.47	<0.45	<0.54	<0.17	<1.1	<1.3	<0.44	<1	<1.2	<1.1	<0.71	<0.43	<1.9	<0.46	<0.82	<1.6	<0.77	<1.1	<3.1	<3.1
	7/14/2017	<0.48	<0.45	<0.41	<0.35	<0.19	<0.42	<0.94	<0.17	<0.34	<0.24	<0.39	<0.2	<0.96	<1.3	<0.27	<0.29	<2.17	<0.19	<0.28	<2.05	<1.95
	1/10/2018	**1.2 J**	<0.45	<0.41	<0.35	<0.19	<0.42	<0.94	<0.17	<0.34	<0.24	<0.39	<0.2	<0.96	<1.3	<0.27	<0.29	<2.17	<0.19	<0.28	<2.05	<1.95
6189-MW-13	4/29/2013	<0.17	<0.19	<0.12	<0.25	<0.10	<0.19	**12**	<0.074	<0.13	<0.15	<0.14	<0.13	<0.20	<0.18	<0.14	<0.14	<0.16	<0.13	<0.17	<0.18	<0.068
	7/24/2013	**0.95 J**	<0.19	<0.12	<0.25	<0.10	<0.19	<0.68	<0.074	<0.13	<0.15	<0.14	<0.13	<0.20	<0.34	<0.14	<0.14	<0.16	<0.13	<0.17	<0.47	<0.068
	12/19/2013	<0.33	<0.33	<0.38	<0.35	<0.18	<0.3	<0.5	<0.24	<0.35	<0.33	<0.36	<0.55	<0.28	<0.81	<0.24	<0.3	<1.7	<0.25	<0.25	<2.2	<1.32
	3/12/2014	<0.33	<0.33	<0.38	<0.35	<0.18	<0.3	<0.5	<0.24	<0.35	<0.33	<0.36	<0.55	<0.28	<0.81	<0.24	<0.3	<1.7	<0.25	<0.25	<2.2	<1.32
	6/25/2014	<0.33	<0.33	<0.38	<0.35	<0.18	<0.3	<0.5	<0.24	<0.35	<0.33	<0.36	<0.55	<0.28	<0.81	<0.24	<0.3	<1.7	<0.25	<0.25	<2.2	<1.32
	9/3/2013	<0.33	<0.33	<0.38	<0.35	<0.18	<0.3	<0.5	<0.24	<0.35	<0.33	<0.36	<0.55	<0.28	<0.81	<0.24	<0.3	<1.7	<0.25	<0.25	<2.2	<1.32
	12/15/2014	<0.33	<0.33	<0.38	<0.35	<0.18	<0.3	<0.5	<0.24	<0.35	<0.33	<0.36	<0.55	<0.28	<0.81	<0.24	<0.3	<1.7	<0.25	<0.25	<2.2	<1.32
	3/9/2015	<0.74	<0.47	<0.45	<0.54	<0.17	<1.1	<1.3	<0.44	<1	<1.2	<1.1	<0.71	<0.43	<1.9	<0.46	<0.82	<1.6	<0.77	<1.1	<3.1	<3.1
	6/16/2015	<0.74	<0.47	<0.45	<0.54	<0.17	<1.1	<1.3	<0.44	<1	<1.2	<1.1	<0.71	<0.43	<1.9	<0.46	<0.82	<1.6	<0.77	<1.1	<3.1	<3.1
	9/10/2015	<0.49	<0.47	<0.45	<0.54	<0.17	<1.1	<1.3	<0.44	<1	<1.2	<1.1	<0.71	<0.43	<1.9	<0.46	<0.82	<1.6	<0.77	<1.1	<3.1	<3.1
	12/29/2015	Not Accessible																				
	3/8/2016	<0.49	<0.47	<0.45	<0.54	<0.17	<1.1	<1.3	<0.44	<1	<1.2	<1.1	<0.71	<0.43	<1.9	<0.46	<0.82	<1.6	<0.77	<1.1	<3.1	<3.1
	6/9/2016	<0.49	<0.47	<0.45	<0.54	<0.17	<1.1	<1.3	<0.44	<1	<1.2	<1.1	<0.71	<0.43	<1.9	<0.46	<0.82	<1.6	<0.77	<1.1	<3.1	<3.1

ENVIRO forensics

TABLE 1

MONITORING WELL SAMPLE ANALYTICAL RESULTS SUMMARY

Martino's Master Dry Cleaners

4700 7th Avenue, Kenosha, Wisconsin

Monitoring Well Sample ID	Date Sampled	Tetrachloroethene	Trichloroethene	cis-1,2-Dichloroethene	trans-1,2-Dichloroethene	Vinyl chloride	1,1-Dichloroethane	Methylene Chloride	Benzene	n-Butylbenzene	sec-Butylbenzene	tert-Butylbenzene	Ethylbenzene	Chloroform	Chloromethane	Chlorobenzene	Isopropylbenzene	Naphthalene	n-propylbenzene	p-Isopropyltoluene	Trimethylbenzenes	Xylenes
		Chlorinated VOCs (µg/L)							Petroleum VOCs (µg/L)													
Enforcement Standard		**5**	**5**	**70**	**100**	**0.2**	**850**	**5**	**5**	**NE**	**NE**	**NE**	**700**	**6**	**30**	**NE**	**NE**	**100**	**NE**	**NE**	**480**	**10,000**
Preventive Action Limit		**0.5**	**0.5**	**7**	**20**	**0.02**	**85**	**0.5**	**0.5**	**NE**	**NE**	**NE**	**140**	**0.6**	**3**	**NE**	**NE**	**10**	**NE**	**NE**	**96**	**1,000**
6189-MW-14	4/29/2013	<0.17	<0.19	<0.12	<0.25	<0.10	<0.19	**11**	<0.074	<0.13	<0.15	<0.14	<0.13	<0.20	<0.18	<0.14	<0.14	<0.16	<0.13	<0.17	<0.18	<0.068
	7/25/2013	<0.17	<0.19	<0.12	<0.25	<0.10	<0.19	<0.68	<0.074	<0.13	<0.15	<0.14	<0.13	<0.20	<0.34	<0.14	<0.14	<0.16	<0.13	<0.17	<0.47	<0.068
	12/19/2013	<0.33	<0.33	<0.38	<0.35	<0.18	<0.3	<0.5	<0.24	<0.35	<0.33	<0.36	<0.55	<0.28	<0.81	<0.24	<0.3	<1.7	<0.25	<0.31	<2.2	<1.32
	3/13/2014	<0.33	<0.33	<0.38	<0.35	<0.18	<0.3	<0.5	<0.24	<0.35	<0.33	<0.36	<0.55	<0.28	<0.81	<0.24	<0.3	<1.7	<0.25	<0.31	<2.2	<1.32
	6/26/2014	<0.33	<0.33	<0.38	<0.35	<0.18	<0.3	<0.5	<0.24	<0.35	<0.33	<0.36	<0.55	<0.28	<0.81	<0.24	<0.3	<1.7	<0.25	<0.31	<2.2	<1.32
	9/5/2014	<0.33	<0.33	<0.38	<0.35	<0.18	<0.3	<0.5	<0.24	<0.35	<0.33	<0.36	<0.55	<0.28	<0.81	<0.24	<0.3	<1.7	<0.25	<0.31	<2.2	<1.32
	12/15/2014	<0.33	<0.33	<0.38	<0.35	<0.18	<0.3	<0.5	<0.24	<0.35	<0.33	<0.36	<0.55	<0.28	<0.81	<0.24	<0.3	<1.7	<0.25	<0.31	<2.2	<1.32
	3/10/2015	<0.74	<0.47	<0.45	<0.54	<0.17	<1.1	<1.3	<0.44	<1	<1.2	<1.1	<0.71	<0.43	<1.9	<0.46	<0.82	<1.6	<0.77	<1.1	<3.1	<3.1
	6/15/2015	<0.74	<0.47	<0.45	<0.54	<0.17	<1.1	<1.3	<0.44	<1	<1.2	<1.1	<0.71	<0.43	<1.9	<0.46	<0.82	<1.6	<0.77	<1.1	<3.1	<3.1
	9/11/2015	**5.0**	<0.47	<0.45	<0.54	<0.17	<1.1	<1.3	<0.44	<1	<1.2	<1.1	<0.71	<0.43	<1.9	<0.46	<0.82	<1.6	<0.77	<1.1	<3.1	<3.1
	12/30/2015	<0.49	0.47	<0.45	<0.54	<0.17	<1.1	<1.3	<0.44	<1	<1.2	<1.1	<0.71	<0.43	<1.9	<0.46	<0.82	<1.6	<0.77	<1.1	<3.1	<3.1
	3/7/2016	<0.49	0.47	<0.45	<0.54	<0.17	<1.1	<1.3	<0.44	<1	<1.2	<1.1	<0.71	<0.43	<1.9	<0.46	<0.82	<1.6	<0.77	<1.1	<3.1	<3.1
	6/9/2016	<0.49	<0.47	<0.45	<0.54	<0.17	<1.1	<1.3	<0.44	<1	<1.2	<1.1	<0.71	<0.43	<1.9	<0.46	<0.82	<1.6	<0.77	<1.1	<3.1	<3.1
6189-MW-15	4/29/2013	<0.17	<0.19	<0.12	<0.25	<0.10	<0.19	**10**	<0.074	<0.13	<0.15	<0.14	<0.13	<0.20	<0.18	<0.14	<0.14	<0.16	<0.13	<0.17	<0.18	<0.068
	7/26/2013	<0.17	<0.19	<0.12	<0.25	<0.10	<0.19	<0.68	<0.074	<0.13	<0.15	<0.14	<0.13	<0.20	<0.34	<0.14	<0.14	<0.16	<0.13	<0.17	<0.47	<0.068
	12/20/2013	<0.33	<0.33	<0.38	<0.35	<0.18	<0.3	<0.5	<0.24	<0.35	<0.33	<0.36	<0.55	**0.5 J**	<0.81	<0.24	<0.3	<1.7	<0.25	<0.31	<2.2	<1.32
	3/13/2014	<0.33	<0.33	<0.38	<0.35	<0.18	<0.3	<0.5	<0.24	<0.35	<0.33	<0.36	<0.55	<0.28	<0.81	<0.24	<0.3	<1.7	<0.25	<0.31	<2.2	<1.32
	6/25/2014	<0.33	<0.33	<0.38	<0.35	<0.18	<0.3	<0.5	<0.24	<0.35	<0.33	<0.36	<0.55	**0.55 J**	<0.81	<0.24	<0.3	<1.7	<0.25	<0.31	<2.2	<1.32
	9/5/2014	<0.33	<0.33	<0.38	<0.35	<0.18	<0.3	<0.5	<0.24	<0.35	<0.33	<0.36	<0.55	**0.31 J**	<0.81	<0.24	<0.3	<1.7	<0.25	<0.31	<2.2	<1.32
	12/15/2014	<0.33	<0.33	<0.38	<0.35	<0.18	<0.3	<0.5	<0.24	<0.35	<0.33	<0.36	<0.55	<0.28	<0.81	<0.24	<0.3	<1.7	<0.25	<0.31	<2.2	<1.32
	3/10/2015	<0.74	<0.47	<0.45	<0.54	<0.17	<1.1	<1.3	<0.44	<1	<1.2	<1.1	<0.71	<0.43	<1.9	<0.46	<0.82	<1.6	<0.77	<1.1	<3.1	<3.1
	6/15/2015	<0.74	<0.47	<0.45	<0.54	<0.17	<1.1	<1.3	<0.44	<1	<1.2	<1.1	<0.71	<0.43	<1.9	<0.46	<0.82	<1.6	<0.77	<1.1	<3.1	<3.1
	9/10/2015	<0.49	<0.47	<0.45	<0.54	<0.17	<1.1	<1.3	<0.44	<1	<1.2	<1.1	<0.71	<0.43	<1.9	<0.46	<0.82	<1.6	<0.77	<1.1	<3.1	<3.1
	12/30/2015	<0.49	<0.47	<0.45	<0.54	<0.17	<1.1	<1.3	<0.44	<1	<1.2	<1.1	<0.71	**0.44 J**	<1.9	<0.46	<0.82	<1.6	<0.77	<1.1	<3.1	<3.1
	3/7/2016	<0.49	<0.47	<0.45	<0.54	<0.17	<1.1	<1.3	<0.44	<1	<1.2	<1.1	<0.71	<0.43	<1.9	<0.46	<0.82	<1.6	<0.77	<1.1	<3.1	<3.1
	6/10/2016	<0.49	<0.47	<0.45	<0.54	<0.17	<1.1	<1.3	<0.44	<1	<1.2	<1.1	<0.71	<0.43	<1.9	<0.46	<0.82	<1.6	<0.77	<1.1	<3.1	<3.1
	7/13/2017	<0.48	<0.45	<0.41	<0.35	<0.19	<0.42	<0.94	<0.17	<0.34	<0.24	<0.39	<0.2	<0.96	<1.3	<0.27	<0.29	<2.17	<0.19	<0.28	<2.05	<1.95

TABLE 1

MONITORING WELL SAMPLE ANALYTICAL RESULTS SUMMARY

Martino's Master Dry Cleaners

4700 7th Avenue, Kenosha, Wisconsin

Monitoring Well Sample ID	Date Sampled	Tetrachloroethene	Trichloroethene	cis-1,2-Dichloroethene	trans-1,2-Dichloroethene	Vinyl chloride	1,1-Dichloroethane	Methylene Chloride	Benzene	n-Butylbenzene	sec-Butylbenzene	tert-Butylbenzene	Ethylbenzene	Chloroform	Chloromethane	Chlorobenzene	Isopropylbenzene	Naphthalene	n-propylbenzene	p-Isopropyltoluene	Trimethylbenzenes	Xylenes
		Chlorinated VOCs (µg/L)							Petroleum VOCs (µg/L)													
Enforcement Standard		**5**	**5**	**70**	**100**	**0.2**	**850**	**5**	**5**	**NE**	**NE**	**NE**	**700**	**6**	**30**	**NE**	**NE**	**100**	**NE**	**NE**	**480**	**10,000**
Preventive Action Limit		**0.5**	**0.5**	**7**	**20**	**0.02**	**85**	**0.5**	**0.5**	**NE**	**NE**	**NE**	**140**	**0.6**	**3**	**NE**	**NE**	**10**	**NE**	**NE**	**96**	**1,000**
6189-MW-16	4/29/2013	**1.2**	<0.19	**910**	**19.0**	<0.10	<0.19	<0.68	<0.074	<0.13	<0.15	<0.14	<0.13	<0.20	<0.18	<0.14	<0.14	<0.16	<0.13	<0.17	<0.18	<0.068
	7/25/2013	<0.17	<0.19	**390**	**13.0**	<0.10	<0.19	<0.68	<0.074	<0.13	<0.15	<0.14	<0.13	<0.20	<0.34	<0.14	<0.14	<0.16	<0.13	<0.17	<0.47	<0.068
	12/19/2013	<3.3	<3.3	**51**	<3.5	<1.8	<3	<5	<2.4	<3.5	<3.3	<3.6	<5.5	<2.8	<8.1	<2.4	<3	<17	<2.5	<3.1	<22	<13.2
	3/13/2014	**0.40 J**	<3.3	**41**	**3.2**	<1.8	<3	<5	<2.4	<3.5	<3.3	<3.6	<5.5	<2.8	<8.1	<2.4	<3	<17	<2.5	<3.1	<22	<13.2
	6/25/2014	Dry																				
	9/5/2014	Dry																				
	12/15/2014	Dry																				
	3/9/2015	Dry																				
	6/15/2015	Dry																				
	9/9/2015	Dry																				
	12/31/2015	**0.87 J**	<0.47	**31.3**	**2.34**	<0.17	<1.1	<1.3	<0.44	<1	<1.2	<1.1	<0.71	<0.43	<1.9	<0.46	<0.82	<1.6	<0.77	<1.1	<3.1	<3.1
	3/8/2016	**0.89 J**	<0.47	**20.5**	**1.49 J**	<0.17	<1.1	<1.3	<0.44	<1	<1.2	<1.1	<0.71	<0.43	<1.9	<0.46	<0.82	<1.6	<0.77	<1.1	<3.1	<3.1
	6/9/2016	**1.15 J**	<0.47	**27.7**	**1.91**	<0.17	<1.1	<1.3	<0.44	<1	<1.2	<1.1	<0.71	<0.43	<1.9	<0.46	<0.82	<1.6	<0.77	<1.1	<3.1	<3.1
	7/13/2017	**1.28 J**	**0.80 J**	**83**	**9.2**	<0.19	<0.42	<0.94	<0.17	<0.34	<0.24	<0.39	<0.2	<0.96	<1.3	<0.27	<0.29	<2.17	<0.19	<0.28	<2.05	<1.95
	1/10/2018	<0.47	**0.65 J**	**34**	**2.33**	<0.19	<0.42	<0.94	<0.17	<0.34	<0.24	<0.39	<0.2	<0.96	<1.3	<0.27	<0.29	<2.17	<0.19	<0.28	<2.05	<1.95
	5/30/2018	**0.48 J**	**0.45 J**	**83**	**3.4**	<0.20	<0.36	<1.32	<0.22	<0.71	<0.79	<0.25	<0.26	0.26	<0.54	<0.26	<0.78	<2.1	<0.61	<0.24	<1.43	<0.72
6189-MW-17	4/29/2013	<0.17	<0.19	<0.12	<0.25	<0.10	<4	<0.68	<0.074	<0.13	<0.15	<0.14	<0.13	<0.20	<0.18	<0.14	<0.14	<0.16	<0.13	<0.17	<0.18	<0.068
	7/24/2013	<0.17	<0.19	<0.12	<0.25	<0.10	<5	<0.68	<0.074	<0.13	<0.15	<0.14	<0.13	<0.20	<0.34	<0.14	<0.14	<0.16	<0.13	<0.17	<0.47	<0.068
	12/20/2013	<0.33	<0.33	<0.38	<0.35	<0.18	<6	<0.5	<0.24	<0.35	<0.33	<0.36	<0.55	<0.28	<0.81	<0.24	<0.3	<1.7	<0.25	<0.31	<2.2	<1.32
	3/12/2014	<0.33	<0.33	<0.38	<0.35	<0.18	<7	<0.5	<0.24	<0.35	<0.33	<0.36	<0.55	<0.28	<0.81	<0.24	<0.3	<1.7	<0.25	<0.31	<2.2	<1.32
	6/25/2014	<0.33	<0.33	<0.38	<0.35	<0.18	<0.3	<0.5	<0.24	<0.35	<0.33	<0.36	<0.55	<0.28	<0.81	<0.24	<0.3	<1.7	<0.25	<0.31	<2.2	<1.32
	9/5/2014	<0.33	<0.33	<0.38	<0.35	<0.18	<0.3	<0.5	<0.24	<0.35	<0.33	<0.36	<0.55	<0.28	<0.81	<0.24	<0.3	<1.7	<0.25	<0.31	<2.2	<1.32
	12/15/2014	<0.33	<0.33	<0.38	<0.35	<0.18	<0.3	<0.5	<0.24	<0.35	<0.33	<0.36	<0.55	<0.28	<0.81	<0.24	<0.3	<1.7	<0.25	<0.31	<2.2	<1.32
	3/9/2015	<0.74	<0.47	<0.45	<0.54	<0.17	<1.1	<1.3	<0.44	<1	<1.2	<1.1	<0.71	<0.43	<1.9	<0.46	<0.82	<1.6	<0.77	<1.1	<3.1	<3.1
	6/16/2015	<0.74	<0.47	<0.45	<0.54	<0.17	<1.1	<1.3	<0.44	<1	<1.2	<1.1	<0.71	<0.43	<1.9	<0.46	<0.82	<1.6	<0.77	<1.1	<3.1	<3.1
	9/10/2015	<0.49	<0.47	<0.45	<0.54	<0.17	<1.1	<1.3	<0.44	<1	<1.2	<1.1	<0.71	<0.43	<1.9	<0.46	<0.82	<1.6	<0.77	<1.1	<3.1	<3.1
	12/30/2015	<0.49	<0.47	<0.45	<0.54	<0.17	<1.1	<1.3	<0.44	<1	<1.2	<1.1	<0.71	<0.43	<1.9	<0.46	<0.82	<1.6	<0.77	<1.1	<3.1	<3.1
	3/8/2016	<0.49	<0.47	<0.45	<0.54	<0.17	<1.1	<1.3	<0.44	<1	<1.2	<1.1	<0.71	<0.43	<1.9	<0.46	<0.82	<1.6	<0.77	<1.1	<3.1	<3.1
	6/10/2016	<0.49	<0.47	<0.45	<0.54	<0.17	<1.1	<1.3	<0.44	<1	<1.2	<1.1	<0.71	<0.43	<1.9	<0.46	<0.82	<1.6	<0.77	<1.1	<3.1	<3.1
	7/14/2017	<0.48	<0.45	<0.41	<0.35	<0.19	<0.42	<0.94	<0.17	<0.34	<0.24	<0.39	<0.2	<0.96	<1.3	<0.27	<0.29	<2.17	<0.19	<0.28	<2.05	<1.95

ENVIRO forensics

TABLE 1

MONITORING WELL SAMPLE ANALYTICAL RESULTS SUMMARY

Martino's Master Dry Cleaners
4700 7th Avenue, Kenosha, Wisconsin

Monitoring Well Sample ID	Date Sampled	Tetrachloroethene	Trichloroethene	cis-1,2-Dichloroethene	trans-1,2-Dichloroethene	Vinyl chloride	1,1-Dichloroethane	Methylene Chloride	Benzene	n-Butylbenzene	sec-Butylbenzene	tert-Butylbenzene	Ethylbenzene	Chloroform	Chloromethane	Chlorobenzene	Isopropylbenzene	Naphthalene	n-propylbenzene	p-Isopropyltoluene	Trimethylbenzenes	Xylenes
		Chlorinated VOCs (µg/L)							Petroleum VOCs (µg/L)													
Enforcement Standard		**5**	**5**	**70**	**100**	**0.2**	**850**	**5**	**5**	**NE**	**NE**	**NE**	**700**	**6**	**30**	**NE**	**NE**	**100**	**NE**	**NE**	**480**	**10,000**
Preventive Action Limit		**0.5**	**0.5**	**7**	**20**	**0.02**	**85**	**0.5**	**0.5**	**NE**	**NE**	**NE**	**140**	**0.6**	**3**	**NE**	**NE**	**10**	**NE**	**NE**	**96**	**1,000**
6189-PZ-1	11/2/2005	<0.5	<0.2	<0.5	<0.5	<0.2	<0.5	<0.5	<0.2	<0.2	<0.25	<0.2	<0.5	<0.2	BDL	<0.2	<0.2	<0.25	<0.5	<0.2	<0.2	<0.5
	2/6/2006	<0.5	<0.2	<0.5	<0.5	<0.2	<0.5	<0.5	<0.2	<0.2	<0.25	<0.2	<0.5	<0.2	BDL	<0.2	<0.2	<0.25	<0.5	<0.2	<0.2	<0.5
	7/13/2006	<0.5	<0.2	**2.2**	<0.5	<0.2	<0.5	<1.0	<0.2	<0.2	<0.25	<0.2	<0.1	<0.4	BDL	<0.4	<0.2	<0.5	<0.5	<0.2	<0.8	<1.0
	10/30/2006	**0.74**	**0.22**	**4.1**	<0.5	<0.2	<0.5	<1.0	<0.2	<0.2	<0.25	<0.2	<0.1	<0.4	BDL	<0.4	<0.2	<0.5	<0.5	<0.2	<0.8	<1.0
	10/16/2007	<0.52	<0.44	<0.58	<0.95	<0.2	<0.56	<0.99	<0.47	<0.52	<0.36	<0.34	<0.38	<0.48	BDL	<0.31	<0.48	<1.8	<0.38	<0.35	<1.57	<0.99
	10/22/2010	**3.9**	<0.48	**2.7**	<0.89	<0.18	<0.75	<1.8	<0.41	<0.93	<0.89	<0.97	<0.54	<1.3	<0.24	<0.41	<0.59	<0.89	<0.81	<0.67	<0.97	<1.8
	5/1/2012	**0.65 J**	<0.19	<0.12	<0.25	<0.10	<0.19	<0.68	<0.074	<0.13	<0.15	<0.14	<0.13	<0.20	**0.68 J**	<0.14	<0.14	<0.16	<0.13	<0.17	<0.18	<0.068
	4/29/2013	<0.17	<0.19	<0.12	<0.25	<0.10	<0.19	<0.68	<0.074	<0.13	<0.15	<0.14	<0.13	<0.20	<0.18	<0.14	<0.14	<0.16	<0.13	<0.17	<0.18	<0.068
	7/25/2013	<0.17	<0.19	<0.12	<0.25	<0.10	<0.19	<0.68	<0.074	<0.13	<0.15	<0.14	<0.13	<0.20	<0.34	<0.14	<0.14	<0.16	<0.13	<0.17	<0.47	<0.068
	12/19/2013	**0.89 J**	<0.33	<0.38	<0.35	<0.18	<0.3	<0.5	<0.24	<0.35	<0.33	<0.36	<0.55	<0.28	<0.81	<0.24	<0.3	<1.7	<0.25	<0.31	<2.2	<1.32
	3/13/2014	**0.70 J**	<0.33	<0.38	<0.35	<0.18	<0.3	<0.5	<0.24	<0.35	<0.33	<0.36	<0.55	<0.28	<0.81	<0.24	<0.3	<1.7	<0.25	<0.31	<2.2	<1.32
	6/26/2014	**1.26**	<0.33	<0.38	<0.35	<0.18	<0.3	<0.5	<0.24	<0.35	<0.33	<0.36	<0.55	<0.28	<0.81	<0.24	<0.3	<1.7	<0.25	<0.31	<2.2	<1.32
	9/5/2014	**1.17**	<0.33	<0.38	<0.35	<0.18	<0.3	<0.5	<0.24	<0.35	<0.33	<0.36	<0.55	<0.28	<0.81	<0.24	<0.3	<1.7	<0.25	<0.31	<2.2	<1.32
	12/16/2014	<0.33	<0.33	<0.38	<0.35	<0.18	<0.3	<0.5	<0.24	<0.35	<0.33	<0.36	<0.55	<0.28	<0.81	<0.24	<0.3	<1.7	<0.25	<0.31	<2.2	<1.32
	3/9/2015	Not Sampled																				
	6/15/2015	**1.57 J**	<0.47	<0.45	<0.54	<0.17	<1.1	<1.3	<0.44	<1	<1.2	<1.1	<0.71	<0.43	<1.9	<0.46	<0.82	<1.6	<0.77	<1.1	<3.1	<3.1
	9/9/2015	**1.71**	<0.47	<0.45	<0.54	<0.17	<1.1	<1.3	<0.44	<1	<1.2	<1.1	<0.71	<0.43	<1.9	<0.46	<0.82	<1.6	<0.77	<1.1	<3.1	<3.1
	12/31/2015	**0.63 J**	<0.47	<0.45	<0.54	<0.17	<1.1	<1.3	<0.44	<1	<1.2	<1.1	<0.71	<0.43	<1.9	<0.46	<0.82	<1.6	<0.77	<1.1	<3.1	<3.1
	3/8/2016	**0.52 J**	<0.47	<0.45	<0.54	<0.17	<1.1	<1.3	<0.44	<1	<1.2	<1.1	<0.71	<0.43	<1.9	<0.46	<0.82	<1.6	<0.77	<1.1	<3.1	<3.1
	6/9/2016	<0.49	<0.47	<0.45	<0.54	<0.17	<1.1	<1.3	<0.44	<1	<1.2	<1.1	<0.71	<0.43	<1.9	<0.46	<0.82	<1.6	<0.77	<1.1	<3.1	<3.1
	7/13/2017	**0.63 J**	<0.45	<0.41	<0.35	<0.19	<0.46	<0.94	<0.17	<0.34	<0.24	<0.39	<0.2	<0.96	<1.3	<0.27	<0.29	<2.17	<0.19	<0.28	<2.05	<1.95
	1/10/2018	<0.48	<0.45	<0.41	<0.35	<0.19	<0.46	<0.94	<0.17	<0.34	<0.24	<0.39	<0.2	<0.96	<1.3	<0.27	<0.29	<2.17	<0.19	<0.28	<2.05	<1.95

ENVIRO forensics

TABLE 1

MONITORING WELL SAMPLE ANALYTICAL RESULTS SUMMARY

Martino's Master Dry Cleaners

4700 7th Avenue, Kenosha, Wisconsin

Monitoring Well Sample ID	Date Sampled	Tetrachloroethene	Trichloroethene	cis-1,2-Dichloroethene	trans-1,2-Dichloroethene	Vinyl chloride	1,1-Dichloroethane	Methylene Chloride	Benzene	n-Butylbenzene	sec-Butylbenzene	tert-Butylbenzene	Ethylbenzene	Chloroform	Chloromethane	Chlorobenzene	Isopropylbenzene	Naphthalene	n-propylbenzene	p-Isopropyltoluene	Trimethylbenzenes	Xylenes
		Chlorinated VOCs (µg/L)							Petroleum VOCs (µg/L)													
Enforcement Standard		**5**	**5**	**70**	**100**	**0.2**	**850**	**5**	**5**	**NE**	**NE**	**NE**	**700**	**6**	**30**	**NE**	**NE**	**100**	**NE**	**NE**	**480**	**10,000**
Preventive Action Limit		**0.5**	**0.5**	**7**	**20**	**0.02**	**85**	**0.5**	**0.5**	**NE**	**NE**	**NE**	**140**	**0.6**	**3**	**NE**	**NE**	**10**	**NE**	**NE**	**96**	**1,000**
6189-PZ-2	11/2/2005	<0.5	<0.2	<0.5	<0.5	<0.2	<0.5	<0.5	<0.2	<0.2	<0.25	<0.2	<0.5	<0.2	BDL	<0.2	<0.2	<0.25	<0.5	<0.2	<0.2	<0.5
	2/6/2006	<0.5	<0.2	<0.5	<0.5	<0.2	<0.5	<0.5	<0.2	<0.2	<0.25	<0.2	<0.5	<0.2	BDL	<0.2	<0.2	<0.25	<0.5	<0.2	<0.2	<0.5
	7/13/2006	<0.5	<0.2	<0.5	<0.5	<0.2	<0.5	<1.0	<0.2	<0.2	<0.25	<0.2	<0.1	<0.4	BDL	<0.4	<0.2	<0.5	<0.5	<0.2	<0.8	<1.0
	10/30/2006	<0.5	<0.2	<0.5	<0.5	<0.2	<0.5	<1.0	<0.2	<0.2	<0.25	<0.2	<0.1	<0.4	BDL	<0.4	<0.2	<0.5	<0.5	<0.2	<0.8	<1.0
	10/16/2007	**14.6**	<0.44	<0.68	<0.95	<0.2	<0.56	<0.99	<0.47	<0.52	<0.36	<0.34	<0.38	<0.48	BDL	<0.31	<0.48	<1.8	<0.38	<0.35	<1.57	<0.99
	10/22/2010	**12.9**	<0.48	<0.83	<0.89	<0.18	<0.75	<1.8	<0.41	<0.93	<0.89	<0.97	<0.54	<1.3	<0.24	<0.41	<0.59	<0.89	<0.81	<0.67	<0.97	<1.8
	5/1/2012	<0.17	<0.19	<0.12	<0.25	<0.10	<0.19	<0.068	<0.074	<0.13	<0.15	<0.14	<0.13	<0.20	<0.18	<0.14	<0.14	<0.16	<0.13	<0.17	<0.18	<0.068
	4/29/2013	**1.4**	<0.19	<0.12	<0.25	<0.10	<0.19	<0.068	<0.074	<0.13	<0.15	<0.14	<0.13	<0.20	<0.18	<0.14	<0.14	<0.16	<0.13	<0.17	<0.18	<0.068
	7/25/2013	<0.17	<0.19	<0.12	<0.25	<0.10	<0.19	<0.68	<0.074	<0.13	<0.15	<0.14	<0.13	<0.20	<0.34	<0.14	<0.14	<0.16	<0.13	<0.17	<0.47	<0.068
	12/20/2013	**0.96 J**	<0.33	<0.38	<0.35	<0.18	<0.3	<0.5	<0.24	<0.35	<0.33	<0.36	<0.55	<0.28	<0.81	<0.24	<0.3	<1.7	<0.25	<0.31	<2.2	<1.32
	3/13/2014	**0.48 J**	<0.33	<0.38	<0.35	<0.18	<0.3	<0.5	<0.24	<0.35	<0.33	<0.36	<0.55	<0.28	<0.81	<0.24	<0.3	<1.7	<0.25	<0.31	<2.2	<1.32
	6/26/2014	**0.52 J**	<0.33	<0.38	<0.35	<0.18	<0.3	<0.5	<0.24	<0.35	<0.33	<0.36	<0.55	<0.28	<0.81	<0.24	<0.3	<1.7	<0.25	<0.31	<2.2	<1.32
	9/5/2014	**0.73 J**	<0.33	<0.38	<0.35	<0.18	<0.3	<0.5	<0.24	<0.35	<0.33	<0.36	<0.55	<0.28	<0.81	<0.24	<0.3	<1.7	<0.25	<0.31	<2.2	<1.32
	12/16/2014	**2.45**	<0.33	<0.38	<0.35	<0.18	<0.3	<0.5	<0.24	<0.35	<0.33	<0.36	<0.55	<0.28	<0.81	<0.24	<0.3	<1.7	<0.25	<0.31	<2.2	<1.32
	3/9/2015	**1.09 J**	<0.47	<0.45	<0.54	<0.17	<1.1	<1.3	<0.44	<1	<1.2	<1.1	<0.71	<0.43	<1.9	<0.46	<0.82	<1.6	<0.77	<1.1	<3.1	<3.1
	6/16/2015	<0.74	<0.47	<0.45	<0.54	<0.17	<1.1	<1.3	<0.44	<1	<1.2	<1.1	<0.71	<0.43	<1.9	<0.46	<0.82	<1.6	<0.77	<1.1	<3.1	<3.1
	9/11/2015	**3.4**	<0.47	<0.45	<0.54	<0.17	<1.1	<1.3	<0.44	<1	<1.2	<1.1	<0.71	<0.43	<1.9	<0.46	<0.82	<1.6	<0.77	<1.1	<3.1	<3.1
	12/30/2015	<4.9	<4.7	<4.5	<5.4	<1.7	<11	<13	<4.4	<10	<12	<11	<7.1	<4.3	<19	<4.6	<8.2	<16	<7.7	<11	<31	<31
	3/7/2016	<4.9	<4.7	<4.5	<5.4	<1.7	<11	<13	<4.4	<10	<12	<11	<7.1	<4.3	<19	<4.6	<8.2	<16	<7.7	<11	<31	<31
	6/9/2016	<0.49	<0.47	<0.45	<0.54	<0.17	<1.1	<1.3	<0.44	<1	<1.2	<1.1	<0.71	<0.43	<1.9	<0.46	<0.82	<1.6	<0.77	<1.1	<3.1	<3.1
	1/10/2018	**0.69 J**	<0.45	<0.41	<0.35	<0.19	<0.46	<0.94	<0.17	<0.34	<0.24	<0.39	<0.2	<0.96	<1.3	<0.27	<0.29	<2.17	<0.19	<0.28	<2.05	<1.95

Notes:

µg/L = micrograms per liter

Samples analyzed using EPA SW-846 Method 8260

VOCs = Volatile Organic Compounds

Bolded and **orange shaded** values are above Public Health Enforcement Standard

Bolded and **blue shaded** values are above Public Health Preventive Action Limit

Bolded values are above detection limits

Samples/constiuents not shown are below laboratory reporting limits

J = Analyte concentration detected between the laboratory Reporting Limit and the laboratory Method Detection Limit

NE = Not Established

BDL = Below Laboratory Detection Limit. Data not reported to EnviroForensics.