Endpoint Solutions
6871 South Lovers Lane
Franklin, WI 53132
Telephone: (414) 427-1200
www.endpointcorporation.com

August 13, 2024

Mr. Paul Grittner
Wisconsin Department of Natural Resources
Remediation and Redevelopment Program
1027 West St. Paul Avenue
Milwaukee, Wisconsin 53233

Subject: **Investigation Summary and Work Plan**
Mid-America Steel Drum Company Inc./Kitzinger Site
2529 East Norwich Avenue, St. Francis, Wisconsin
FID Number: 241063570
BRRTS Number: 02-41-560089

Dear Mr. Grittner:

On behalf of Complete Recycling Services, LLC., Endpoint Solutions Corp. (Endpoint) submits this *Investigation Summary and Work Plan* (*Work Plan*) for the Mid-America Steel Drum Company Inc./Kitzinger site located at 2529 East Norwich Avenue, St. Francis, Wisconsin ("Site" or "Subject Property"). Endpoint requests your review and approval of this *Work Plan*. A detailed site layout is included as **Figure 1**.

EXISTING CONDITIONS AND SUMMARY OF INVESTIGATION DATA

A *Site Investigation Work Plan* (*SIWP*) dated January 23, 2024 was submitted to the Wisconsin Department of Natural Resources (WDNR) for review and approval. WDNR issued its *Review of SIWP* on February 15, 2024. The scope of services described in the SIWP was completed and the results are described below.

SOIL INVESTIGATION

In May 2024, 15 direct push borings (GP24-1 through GP24-15) were advanced at the Site to further define the extent of hydrocarbon impact to soil. Soil samples were collected continuously for field screening and classification based on texture and grain size.

Soil samples for laboratory analysis were selected from the direct contact interval (0 to 4 feet below the ground surface [ft bgs]) and at the field-discernable water table. If an impacted confined water-bearing unit was encountered, a third sample was collected at the termination depth of the boring. Soil samples from each boring were submitted for laboratory analysis of volatile organic compounds (VOCs) using Method 8260B. Soil Boring Logs prepared based on the description of the soil profile are attached in **Attachment A**.

Local Fill Activity

Soil boring logs indicate near-surface fill material is present at the west side of the Site and historical aerial photos depict filling activity in the late 1950s. The 1937 aerial photograph depicts the Site as vacant. In the 1951 aerial photo, a small building is presented at the southwest corner of the Site and the northwest corner appears to be a topographic low area with trees and other vegetation. The 1956 aerial photo depicts a larger building at the southwest corner of the property and filling activity that appears to advance northward through the northwest corner of the property toward the neighboring property to the north (DF Inc. BRRTS: 02-41-097173). The 1963 aerial does not illustrate the low-lying areas that were presented in 1951 and the filling activity appears to have extended along South Pennsylvania Avenue from near the middle of the Site northward to within approximately 50 feet of East Norwich Avenue.

Attachment B contains aerial photographs from 1937, 1951, 1956, 1963, and 1967.

Hydrocarbon Impact to Soil

Figures 2 and 3 present the soil sampling analytical results for fill material and native soil, respectively. **Figures 4 and 5** are cross sections of the Site illustrated on Site layout maps. Each figure presents the estimated extent of hydrocarbon impact to soil that exceeds the Wisconsin Administrative Code (WAC) Chapter NR 720 Residual Contaminant Levels (NR 720 RCLs).

Impacted fill material is the apparent source of hydrocarbons at the Site. Chlorinated hydrocarbons appear to have leached from the fill material and impacted native soil in contact with the fill and perched groundwater. A summary of soil sampling analytical results is provided in **Table 1** and the recent soil sample laboratory report is included as **Attachment C**.

Groundwater Assessment

Groundwater samples have been collected from monitoring wells at the Site since October 2012. Since 2017, groundwater samples have been collected from monitoring wells using low-flow sampling to obtain consistent, repeatable sampling analytical results for the sampled wells.

Interpreted Groundwater Flow

As part of each groundwater sampling event, depth to groundwater measurements are collected and recorded to evaluate groundwater elevations and interpreted flow direction. **Table 2** is a summary of groundwater elevations.

Groundwater perched in fill material at the Site is encountered at depths ranging from less than one (1)-ft bgs to approximately 18-ft bgs. The piezometers are nested with shallow monitoring wells and were installed to total depths ranging from 30- to 37-ft bgs with 5-foot well screens, except PMW-4 which has a 10-foot well screen. **Figure 6** is a contour map of the perched groundwater elevations and **Figure 7** is a contour of the groundwater elevations at the piezometers. Perched groundwater flow appears to reflect historical (pre-1950s) topography and flows generally northward. Groundwater elevations interpreted from water depth measurements at piezometers suggests regional groundwater flow is generally eastward.

Geochemical Indicator Parameters

Geochemical indicator parameter measurements (pH, conductivity, dissolved oxygen [DO], reduction/oxidation potential [redox], and turbidity) are measured during purging prior to sampling to evaluate whether water samples are representative of the water-bearing sediments. Groundwater exhibits neutral pH and overall aerobic conditions, except at SMW-3/SMW-3R, SMW-4, and PMW-4 which tend to be anaerobic. Anaerobic conditions tend to be favorable for biodegradation of chlorinated VOCs. **Table 3** is a summary of geochemical indicator parameters.

Hydrocarbon Impact to Groundwater

Groundwater monitoring at the Site since 2014 indicates VOCs impact to groundwater at concentrations exceeding the WAC Chapter NR 140 Enforcement Standards (NR 140 ESs) at the northwest corner of the Site. **Table 4** is a summary of the groundwater sampling analytical results and **Attachment D** contains the groundwater sampling analytical report for the May 2024 sampling event.

Shallow, dissolved-phase hydrocarbon impact to groundwater exceeding the NR 140 ES appears to be a result of historical filling with contaminated material along the west side of the subject property northward toward East Norwich Avenue in the 1950s. Hydrocarbons appear to have leached from the fill material, resulting in groundwater impacts at the subject property and the DF Inc. site located to the north. **Figure 8** illustrates the perched groundwater sampling results.

Groundwater samples collected from the piezometers indicate dissolved-phase VOC impacts to groundwater exceeding the NR 140 ES in samples collected at the northwest corner of the subject property and at the DF Inc. site to the north. **Figure 9** depicts the groundwater sampling analytical results.

Groundwater samples collected from piezometers PMW-2 on the DF Inc. site and from piezometer PMW-4 on the subject property appear to be screened in native soil beneath the impacted fill material. Groundwater samples collected from these piezometers are reported to contain similar hydrocarbons detected at similar concentrations, suggesting a common source (impacted fill material deposited at the site in the 1950s).

Conclusions

Based on historical aerial photos, the apparent source of the hydrocarbon impacts at the Subject Property is fill material that was placed at the Site in the 1950s. The hydrocarbons entrained in the fill material have leached to perched groundwater, and have impacted native soil and groundwater beneath the fill. Placement of fill material appears to have extended northward from the subject property to Norwich Avenue. The following information and sources for this information are unknown:

- The source entity of the fill material;
- The process or processes that generated the fill material; and
- What entity transported and deposited the fill material.

DF Inc. property located north of the Site (BRRTS 02-41-097173) appears to have been developed for industrial use and affected by the same fill activity as the subject property.

SCOPE OF SERVICES

Conceptually, the purpose of this *Work Plan* is to accomplish the following:

- Complete the investigation of impacted media (soil, groundwater, and air) to the extent practicable;
- Identify potential receptors for the impacts and estimate their exposure;
- Determine if any exposure pathways exceed health thresholds;
- Gather the information necessary to complete a Site Investigation Report and Remedial Action Plan (SIR/RAP); and
- Gain concurrence from WDNR for the SIR/RAP and pursue case closure.

The likely source of the impacted media at the Subject Property appears to be historical fill operations that raised the ground elevation at the Site. **Attachment E** contains a preliminary Conceptual Site Model (CSM). This CSM illustrates the following:

- Processes and activities resulting in a release at the subject property (filling the Site with impacted material);
- A summary of impacted media (soil, groundwater, and air);
- Likely exposure pathways (inhalation, ingestion, and dermal contact); and
- Potential receptors at risk of exposure (workers, residents, utility corridor, surface water, food web).

This CSM is intended to support and provide a basis for corrective action at the Site. Upon completing corrective action and establishing stable/decreasing trends in groundwater impact, a request for case closure will be submitted to WDNR for approval.

GROUNDWATER INVESTIGATION

The vertical extent of soil and groundwater impact at SMW-4/SPM-4 is not defined. Endpoint proposes installing a piezometer nested at SMW-4/SPM-4 using either sonic drilling or installing a permanent casing to 50 feet bgs and using rotary drilling to the completion depth. The planned completion depth is estimated at 60 feet bgs and will be determined during installation based on field observations. The proposed piezometer is planned to be constructed of 2-inch diameter PVC and fitted with a 5-foot PVC well screen in native soil. Figure 10 illustrates the proposed location of the piezometer.

A field geologist will oversee the soil sampling activities and log the field observations, texture, and engineering properties of the soil. The soil will be field screened for vapors using a photoionization detector (PID). Soil descriptions and PID readings will be recorded on Soil Boring Logs (WDNR Form 4400-122).

Approximately ten (10) casing volumes of water will be removed from the well to establish a hydraulic connection with the water-bearing formation at the screened interval. A well development form (WDNR Form 4400-113B) will be prepared and submitted to document the well development procedure.

Utility Vapor Survey

Attachment F contains a utility drawing obtained from the contract engineer for the City of St. Francis Department of Public Works. A storm sewer is located in the right-of-way for South Pennsylvania Avenue and two (2) manholes are marked on the drawing.

To determine if vapors are intruding into the utility conduit, rapid vapor samples are proposed to be collected from each designated storm sewer manhole. Promptly upon removing each manhole cover, a new polyethylene tube will be lowered to within 2 feet of the liquid level in the storm sewer line. The polyethylene tube will be evacuated using either a hand pump or a PID, and a rapid air sample will be collected using a summa cannister over a period of approximately 20 minutes. The vapor samples will be analyzed using TO-15.

To determine if impacted water is entering the storm sewer conduit, water samples will be collected from the liquid at each manhole location and the observed flow direction will be noted. Each water sample will be analyzed for VOCs using Method 8260B. Figure 10 illustrates the location of the manholes intended to be evaluated for groundwater and vapor intrusion.

Vapor Intrusion

No buildings are located at the subject property that are within 100 feet of VOCs-impacted fill or groundwater impacted by impacted fill exceeding the NR 140 ES. At the DF Inc. site, impacted fill material and groundwater impacts exceeding the NR 140 ES are located within distances where vapor intrusion screening is recommended.

A likely risk for vapor intrusion exists for the building located at the south boundary of the DF Inc property; however, fill soil was placed at that property prior to developing for industrial use. Also, other sources of VOCs are suspected in soil and groundwater at the DF Inc. property that are substantially contributing to the risk for vapor intrusion at one (1) or more buildings at that property.

Endpoint does not propose investigating vapor intrusion risk for any buildings at the DF Inc. property for the following reasons:

- Fill soil was apparently placed at the DF Inc. property during the same filling event as the Subject Property; and
- additional releases that occurred at the DF Inc. property appear to be contributing to the risk for vapor intrusion.

CLOSING

The purpose for the proposed investigation and sampling is to more accurately assess the extent of hydrocarbon impact, identify whether any receptors are at significant risk of exposure to the release that historically occurred at the Site, and to advance toward conditional case closure for this release incident. The scope of services described in this letter will begin upon receiving approval from the WDNR.

If there are any questions or if any additional information is required, please do not hesitate to call us at 414 427-1200.

Sincerely,

Endpoint Solutions

Kurt McClung, PG, PE
Senior Engineer

Robert A. Cigale, PG
Principal Geologist

cc: Mr. Mike Higgins—Complete Recycling Services, LLC.
Karen Kitzinger
Nancy Bonniwell—von Briesen

ATTACHMENTS

Table 1	Soil Sampling Analytical Results
Table 2	Groundwater Elevation Summary
Table 3	Geochemical Indicator Parameter Measurements
Table 4	Groundwater Sampling Analytical Results
Figure 1	Detailed Site Layout
Figure 2	Fill Soil Sampling Results
Figure 3	Native Soil Sampling Results
Figure 4	Cross Section A-A’
Figure 5	Cross Section B-B’
Figure 6	Perched Groundwater Elevation Contours
Figure 7	Deep Groundwater Elevation Contours
Figure 8	Perched Groundwater Sampling Results
Figure 9	Deep Groundwater Sampling Results
Figure 10	Proposed Investigation Activity
Attachment A	Soil Boring Logs, Monitoring Well Construction, and Well Development Forms
Attachment B	Historical Aerial Photographs
Attachment C	Soil Sample Laboratory Analytical Report
Attachment D	Groundwater Sampling Laboratory Analytical Report
Attachment E	Site Conceptual Model
Attachment F	Storm Sewer Utility Drawing

REFERENCE

eSolutionsGroup Ltd. 2015. *Conceptual Site Model Builder Tool*. Contractor report prepared for the Contaminated Sites Division, Safe Environments Directorate, Health Canada, Ottawa.

SET Engineering. 2024. *Site Investigation Work Plan*. Mid-America Steel Drum Company Inc./Kitzinger Site. Milwaukee, Wisconsin.

Wisconsin Department of Natural Resources. 2024. *Review of "Site Investigation Work Plan*. Mid-America Steel Drum Company Inc./Kitzinger Site. Milwaukee, Wisconsin.

TABLES

TABLE 1 – SOIL SAMPLING ANALYTICAL RESULTS

TABLE 2 – GROUNDWATER ELEVATION SUMMARY

TABLE 3 – GEOCHEMICAL INDICATOR PARAMETER MEASUREMENTS

TABLE 4 – GROUNDWATER SAMPLING ANALYTICAL RESULTS

TABLE 1
Soil Sampling Analytical Results
Former Kitzinger Site
2529 East Norwich Avenue, St. Francis, Wisconsin
BRRTS 02-41-560089

	Date Collected	Depth (feet bgs)	Benzene	n-Butyl benzene	sec-Butyl benzene	tert-Butyl benzene	1,2-Dichloro benzene	1,4-Dichloro benzene	1,1-DCA	1,2-DCA	1,1-DCE	cis-1,2-DCE	trans-1,2-DCE	Ethylbenzene	Isopropyl benzene (Cumene)	p-Isopropyl toluene	Methylene Chloride	Naphthalene	n-Propyl benzene	PCE	Toluene	1,1,1-TCA	TCE	1,2,4-TMB	1,3,5-TMB	Vinyl Chloride	m&p-Xylene	o-Xylene
NR 720 RCL for Industrial Direct Contact			7.07	108	145	183	376	16.4	22.2	2.87	1,190	2,340	1,850	35.4	268	162	1,150	24.1	264	145	818	640	8.41	219	182	2.08	260	
NR 720 RCL for Groundwater Pathway			0.0051	NS	NS	NS	1.168	0.144	0.4834	0.0028	0.005	0.0412	0.0626	1.57	NS	NS	0.0026	0.6582	NS	0.0045	1.1072	0.1402	0.0036	1.3787		0.0001	3.96	
SB-1	7/21/1997	2-4	<0.0024	<0.060	<0.060	<0.060	NA	NA	0.027	<0.0060	<0.0060	**0.12**	<0.0060	<0.0060	<0.0060	<0.0060	<0.0060	<0.030	NA	**0.035**	<0.0060	0.04	**0.54**	<0.012	<0.012	<0.006	<0.018	
SB-2	7/21/1997	2-4	<0.0046	<0.012	<0.012	<0.012	NA	NA	0.013	<0.012	<0.012	**0.16**	<0.012	<0.012	<0.012	<0.012	<0.012	<0.058	NA	**0.044**	<0.012	0.041	**0.66**	<0.023	<0.023	<0.012	<0.035	
GP-20	11/12/1996	2	**0.031**	<0.011	0.05	<0.010	NA	NA	0.063	<0.006	<0.010	**94**	<0.024	0.044	<0.006	<0.008	<0.006	0.14	NA	**0.019**	0.20	**1.1**	**0.18**	0.06	0.041	<0.006	0.29	
GP-21	11/12/1996	2	***8.6***	100	48	29	NA	NA	***91***	***17***	**17**	**1,700**	<0.24	***150***	39	38	<6.0	***52***	NA	**72**	**270**	<1.6	***1,100***	***290***	***83***	***9.4***	***570***	
GP-6	1/22/1996	0-4	<0.060	<0.060	<0.060	<0.060	NA	NA	<0.060	<0.060	<0.060	<0.060	<0.060	<0.060	<0.060	<0.060	<0.060	**2.58**	NA	**0.133**	<0.060	<0.060	**2.01**	<0.060	<0.060	<0.060	0.122	
GP-7	11/11/1996	4-5	**0.03**	<0.011	<0.0060	0.05	NA	NA	0.031	<0.0060	<0.010	0.30	<0.024	0.028	<0.0060	<8.0	<0.0060	0.11	NA	**0.24**	0.16	0.093	**2.8**	0.029	0.027	<0.0060	0.156	
B-03/MW-2	4/23/1996	10-12	<5.507	42.4	10.7	17	NA	NA	**19**	**28.6**	**20.7**	**131**	<5.507	**101**	6.51	8.94	**11.3**	**10.70**	NA	**93.1**	**132**	NA	**3,310**	**89**	**23.5**	<5.507	NA	
MW-8	11/12/1996	4	**0.24**	17	22	8.8	NA	NA	<0.070	<0.060	<0.100	<0.79	<0.240	0.41	3.1	25	<0.060	**4.90**	NA	<0.110	**1.70**	<0.160	<0.110	**16**	**9.0**	<0.060	3.70	
SGP-1	9/17/2012	9-10	<0.89	6.0J	<5.1	<5.4	<5.1	<5.2	<1.1	<1.3	<2.2	17.4	<2.2	**17.1J**	<5.3	<4.5	<11.9	<10.7	<5.3	**2.5**	**30.4**	**62**	**3.3**	**29.4**	**7.2**	<1.6	**80.2**	
SGP-2	9/17/2012	7.5-10	<0.89	19.9	10.4J	<5.4	<5.1	<5.2	**4.4**	<1.3	<2.2	**116**	<2.2	**106**	9.6J	11.5J	<11.9	**14.7J**	18.8	**4.2J**	**126**	**3.4J**	<1.7	**112**	**34.0**	**11.3**	**415**	
SMW-3	9/17/2012	9-10	<0.89	8.0	<5.1	<5.4	<5.1	<5.2	**11.9**	**2.22J**	**2.9J**	**264**	<2.2	**55**	<5.3	<4.5	<11.9	**11.1J**	8.1	**390**	**70.0**	**305**	**330**	**59.0**	**16.0**	**2.59J**	**269**	
SMW-4	9/17/2012	9-10	<0.89	13.9	6.8	<5.4	<5.1	<5.2	<1.1	<1.3	<2.2	**3.3**	<2.2	**21.3**	<5.3	5.3J	<11.9	**16.0J**	10.4	**4.2J**	**11.70**	**2.15J**	**3.4**	**49.0**	**14.3**	<1.6	**91.9**	
KGP-1	6/28/2013	2-4	<0.025	<0.025	<0.025	<0.025	<0.025	<0.025	0.0805	<0.025	<0.025	**0.0877**	<0.025	<0.025	<0.025	<0.025	<0.025	<0.025	<0.025	**0.655**	<0.025	**0.193**	**2.34**	<0.025	<0.025	<0.025	<0.050	<0.025
KGP-2	6/28/2013	2-4	<0.025	<0.025	<0.025	<0.025	<0.025	<0.025	<0.025	<0.025	<0.025	<0.025	<0.025	<0.025	<0.025	<0.025	<0.025	<0.025	<0.025	<0.025	<0.025	<0.025	<0.025	<0.025	<0.025	<0.025	<0.050	<0.025
KGP-3	6/28/2013	2-4	<0.025	<0.025	<0.025	<0.025	<0.025	<0.025	<0.025	<0.025	<0.025	**0.204**	<0.025	<0.025	<0.025	<0.025	<0.025	<0.025	<0.025	<0.025	<0.025	<0.025	**0.0359J**	<0.025	<0.025	<0.025	<0.050	<0.025
KMW-1	6/28/2013	2-4	<0.025	<0.025	<0.025	<0.025	<0.025	<0.025	<0.025	<0.025	<0.025	**0.0585J**	<0.025	<0.025	<0.025	<0.025	<0.025	<0.025	<0.025	**0.0589J**	<0.025	<0.025	**0.0493J**	<0.025	<0.025	<0.025	<0.050	<0.025
KMW-2	6/28/2013	2-4	<0.025	<0.025	<0.025	<0.025	<0.025	<0.025	<0.025	<0.025	<0.025	<0.025	<0.025	<0.025	<0.025	<0.025	<0.025	<0.025	<0.025	<0.025	<0.025	<0.025	<0.025	<0.025	<0.025	<0.025	<0.050	<0.025
KMW-3	6/28/2013	2-4	<0.025	<0.025	<0.025	<0.025	<0.025	<0.025	<0.025	<0.025	<0.025	<0.025	<0.025	<0.025	<0.025	<0.025	<0.025	<0.025	<0.025	<0.025	<0.025	<0.025	<0.025	<0.025	<0.025	<0.025	<0.050	<0.025
GP17-1	11/21/2017	2-4	<0.025	<0.025	<0.025	<0.025	<0.025	<0.025	<0.025	<0.025	<0.025	<0.025	<0.025	<0.025	<0.025	<0.025	**0.046J**	<0.040	<0.025	**0.34**	<0.025	0.047J	**0.68**	<0.025	<0.025	<0.025	<0.050	<0.025
		35.5-36	<0.025	<0.025	<0.025	<0.025	<0.025	<0.025	<0.025	<0.025	<0.025	<0.025	<0.025	<0.025	<0.025	<0.025	**0.041J**	<0.040	<0.025	<0.025	<0.025	<0.025	<0.025	<0.025	<0.025	<0.025	<0.050	<0.025
GP17-2	11/21/2017	2-4	<0.025	<0.025	<0.025	<0.025	<0.025	<0.025	<0.025	<0.025	<0.025	<0.025	<0.025	<0.025	<0.025	<0.025	**0.038J**	<0.040	<0.025	<0.025	<0.025	<0.025	<0.025	<0.025	<0.025	<0.025	<0.050	<0.025
		24-26	<0.025	<0.025	<0.025	<0.025	<0.025	<0.025	<0.025	<0.025	<0.025	<0.025	<0.025	<0.025	<0.025	<0.025	**0.033J**	<0.040	<0.025	<0.025	<0.025	<0.025	<0.025	<0.025	<0.025	<0.025	<0.050	<0.025
		40-42	<0.025	<0.025	<0.025	<0.025	<0.025	<0.025	<0.025	<0.025	<0.025	<0.025	<0.025	<0.025	<0.025	<0.025	**0.031J**	<0.040	<0.025	<0.025	<0.025	<0.025	<0.025	<0.025	<0.025	<0.025	<0.050	<0.025
GP17-3	11/21/2017	2-4	<0.025	<0.025	<0.025	<0.025	<0.025	<0.025	<0.025	<0.025	<0.025	<0.025	<0.025	<0.025	<0.025	<0.025	**0.034J**	<0.040	<0.025	<0.025	<0.025	<0.025	<0.025	<0.025	<0.025	<0.025	<0.050	<0.025
		14-16	<0.025	<0.025	<0.025	<0.025	<0.025	<0.025	<0.025	<0.025	<0.025	<0.025	<0.025	<0.025	<0.025	<0.025	**0.039J**	<0.040	<0.025	<0.025	<0.025	<0.025	<0.025	<0.025	<0.025	<0.025	<0.050	<0.025
GP17-4	11/21/2017	0-2	<0.025	<0.025	<0.025	<0.025	<0.025	<0.025	<0.025	<0.025	<0.025	<0.025	<0.025	<0.025	<0.025	<0.025	**0.035J**	<0.040	<0.025	<0.025	<0.025	<0.025	**0.045J**	<0.025	<0.025	<0.025	<0.050	<0.025
		4-6	<0.025	<0.025	<0.025	<0.025	<0.025	<0.025	<0.025	<0.025	<0.025	<0.025	<0.025	<0.025	<0.025	<0.025	**0.038J**	<0.040	<0.025	<0.025	<0.025	<0.025	**0.40**	<0.025	<0.025	<0.025	<0.050	<0.025
GP24-1	4/30/2024	1-3	<0.025	<0.029	<0.03	<0.033	<0.026	<0.035	<0.033	<0.042	<0.049	<0.027	<0.03	<0.023	<0.035	<0.03	<0.1	<0.12	<0.025	<0.039	<0.031	<0.03	<0.039	<0.035	<0.031	<0.036	<0.062	<0.03
		5-7	<0.025	<0.029	<0.03	<0.033	<0.026	<0.035	<0.033	<0.042	<0.049	<0.027	<0.03	<0.023	<0.035	<0.03	<0.1	<0.12	<0.025	<0.039	<0.031	<0.03	<0.039	<0.035	<0.031	<0.036	<0.062	<0.03
		13-15	<0.025	<0.029	<0.03	<0.033	<0.026	<0.035	<0.033	<0.042	<0.049	<0.027	<0.03	<0.023	<0.035	<0.03	<0.1	<0.12	<0.025	<0.039	<0.031	<0.03	<0.039	<0.035	<0.031	<0.036	<0.062	<0.03
GP24-2	4/30/2024	1-3	<0.025	<0.029	<0.03	<0.033	<0.026	<0.035	<0.033	<0.042	<0.049	0.039 J	<0.03	<0.023	<0.035	<0.03	<0.1	0.133 J	<0.025	<0.039	<0.031	<0.03	**0.53**	0.051 J	<0.031	<0.036	<0.062	<0.03
		6-8	<0.025	0.059 J	0.095 J	<0.033	<0.026	<0.035	<0.033	<0.042	<0.049	**0.264**	<0.03	<0.023	0.105 J	<0.03	<0.1	0.12	0.034 J	<0.039	<0.031	<0.03	<0.039	<0.035	<0.031	<0.036	<0.062	<0.03
		11-13	<0.025	0.56	0.38	<0.033	<0.026	<0.035	0.106 J	<0.042	<0.049	**1.99**	<0.03	0.074 J	0.4	0.67	<0.1	0.33 J	0.57	**0.37**	<0.031	**0.273**	**0.97**	**4.8**	**0.89**	<0.036	<0.062	0.077 J
GP24-3	4/30/2024	2-4	<0.25	1.14 J	0.44 J	<0.33	<0.26	<0.35	**2.8**	<0.42	<0.49	**4.7**	**0.69 J**	1.13	<0.35	<0.3	<1.0	**1.52 J**	0.54 J	**2.86**	1.09 J	**1.35**	**5.8**	**5.0**	**2.05**	***2.7***	**2.61**	**3.7**
		8-10	<0.25	4.6	2.13	<0.33	<0.26	<0.35	<0.33	<0.42	<0.49	<0.27	<0.3	0.55 J	0.6 J	7.6	<1.0	<1.2	1.56	<0.39	<0.31	<0.3	<0.39	**8.5**	**2.68**	<0.36	0.83 J	0.5 J
GP24-4	4/30/2024	2-4	<0.25	<0.29	<0.3	<0.33	<0.26	<0.35	<0.33	<0.42	<0.49	<0.27	<0.3	<0.23	<0.35	<0.3	<1.0	<1.2	<0.25	**1.39 J**	<0.31	**9.0**	***11.7***	<0.35	0.49 J	<0.36	<0.62	0.34 J
		8-10	<0.25	11.2	4.1	<0.33	<0.26	<0.35	**6.1**	<0.42	**0.7 J**	**23.3**	<0.3	**56**	4.3	12.7	<1.0	**7.3**	9.6	**0.97 J**	**38**	**58**	<0.39	**92**	**22.7**	**1.8**	**192**	**68**
GP24-5	4/30/2024	1-3	<0.025	<0.029	<0.03	<0.033	<0.026	<0.035	<0.033	<0.042	<0.049	<0.027	<0.03	0.034 J	<0.035	<0.03	<0.1	<0.12	<0.025	**0.84**	0.032 J	0.077 J	**0.96**	0.056 J	<0.031	<0.036	0.139 J	0.073 J
		5-7	**19.5**	89	19.9	<3.3	<2.6	<3.5	**168**	**34**	<4.9	**930**	**5.2 J**	**2,030**	73	23.5	<10	**420**	76	**25.5**	**1,260**	<3.0	**1,010**	**570**	**148**	**66**	**9,200**	**3,080**
GP24-6	4/30/2024	2-4	<0.025	0.104 J	0.039 J	<0.033	<0.026	<0.035	0.114 J	<0.042	<0.049	**0.42**	<0.03	0.109	<0.035	<0.03	<0.1	0.136 J	0.064 J	**2.3**	0.29	**0.18**	***15.1***	0.39	0.172	<0.036	0.294	0.21
		5-7	<0.025	0.97	0.6	0.045 J	<0.026	<0.035	<0.033	<0.042	<0.049	<0.027	<0.03	<0.023	0.44	1.66	<0.1	<0.12	0.83	<0.039	<0.031	<0.03	<0.039	**4.7**	<0.031	<0.036	2.78	<0.03
GP24-7	4/30/2024	2-4	**0.033 J**	0.217	0.103 J	<0.033	0.37	0.129 J	0.104 J	<0.042	<0.049	**0.10 J**	<0.03	0.25	0.081 J	0.141	<0.1	0.6	0.077 J	**15.2**	0.165	**0.76**	**6.3**	0.61	0.298	<0.036	0.86	0.44
		5-7	**0.221 J**	20	8.6	0.315 J	0.217 J	<0.175	**1.11**	**0.235 J**	<0.245	**2.39**	<0.15	**71**	8.0	8.4	<0.5	**21.1**	16.8	**0.47 J**	**68**	<0.15	**0.282 J**	**94**	**27**	**1.52**	**178**	**72**
GP24-8	4/30/2024	1-3	**0.44**	0.045 J	0.034 J	<0.033	<0.026	<0.035	0.085 J	<0.042	<0.049	**1.51**	**0.241**	0.41	0.036 J	<0.03	<0.1	0.203 J	0.069 J	**3.8**	**8.3**	**0.281**	***22.8***	0.239	0.175	<0.036	1.83	0.71
		5-7	<0.025	<0.029	<0.03	<0.033	<0.026	<0.035	<0.033	<0.042	<0.049	<0.027	<0.03	<0.023	<0.035	<0.03	<0.1	<0.12	<0.025	<0.039	<0.031	<0.03	<0.039	<0.035	<0.031	<0.036	<0.062	<0.03
GP24-9	4/30/2024	1-3	<0.025	<0.029	<0.03	<0.033	<0.026	<0.035	<0.033	<0.042	<0.049	<0.027	<0.03	<0.023	<0.035	<0.03	<0.1	<0.12	<0.025	**0.32**	<0.031	0.033 J	**0.7**	<0.035	<0.031	<0.036	<0.062	<0.03
		5-7	<0.025	0.82	0.45	<0.033	<0.026	<0.035	<0.033	<0.042	<0.049	<0.027	<0.03	**1.74**	2.12	1.49	<0.1	**1.05**	1.36	<0.039	<0.031	<0.03	<0.039	**8.4**	**2.17**	<0.036	**62**	**1.0**
GP24-10	4/30/2024	1-3	<0.125	<0.145	<0.15	<0.165	<0.13	<0.175	**3.5**	<0.21	**0.267 J**	**1.41**	<0.15	0.196 J	<0.175	<0.15	<0.5	<0.6	<0.125	**28.7**	0.35 J	**15**	***32***	<0.175	<0.155	<0.18	0.36 J	0.44 J
		5-7	<0.025	<0.029	<0.03	<0.033	<0.026	<0.035	**0.64**	<0.042	<0.049	**6.0**	**0.292**	<0.023	<0.035	<0.03	<0.1	<0.12	<0.025	**1.56**	<0.031	**2.76**	**0.268**	<0.035	<0.031	**0.161**	<0.062	<0.03

TABLE 1
Soil Sampling Analytical Results
Former Kitzinger Site
2529 East Norwich Avenue, St. Francis, Wisconsin
BRRTS 02-41-560089

	Date Collected	Depth (feet bgs)	Benzene	n-Butyl benzene	sec-Butyl benzene	tert-Butyl benzene	1,2-Dichloro benzene	1,4-Dichloro benzene	1,1-DCA	1,2-DCA	1,1-DCE	cis-1,2-DCE	trans-1,2-DCE	Ethylbenzene	Isopropyl benzene (Cumene)	p-Isopropyl toluene	Methylene Chloride	Naphthalene	n-Propyl benzene	PCE	Toluene	1,1,1-TCA	TCE	1,2,4-TMB	1,3,5-TMB	Vinyl Chloride	m&p-Xylene	o-Xylene
NR 720 RCL for Industrial Direct Contact			7.07	108	145	183	376	16.4	22.2	2.87	1,190	2,340	1,850	35.4	268	162	1,150	24.1	264	145	818	640	8.41	219	182	2.08	260	
NR 720 RCL for Groundwater Pathway			0.0051	NS	NS	NS	1.168	0.144	0.4834	0.0028	0.005	0.0412	0.0626	1.57	NS	NS	0.0026	0.6582	NS	0.0045	1.1072	0.1402	0.0036	1.3787		0.0001	3.96	
GP24-11	4/30/2024	1-3	<0.025	<0.029	<0.03	<0.033	<0.026	<0.035	0.088 J	<0.042	<0.049	**0.129**	<0.03	<0.023	<0.035	<0.03	<0.1	<0.12	<0.025	**2.17**	<0.031	**0.49**	**5.4**	0.036 J	<0.031	<0.036	<0.062	0.035 J
		5-7	<0.025	5.5	2.57	0.142	<0.026	<0.035	0.292	<0.042	**0.103 J**	**0.47**	<0.03	**9.4**	1.61	5.5	<0.1	**1.91**	3.0	**0.106 J**	**3.9**	**5.0**	**0.053 J**	**27.5**	**10.7**	**0.315**	**39**	**16.9**
		15-17	<0.25	<0.29	<0.3	<0.33	<0.026	<0.35	**7.4**	<0.042	**0.61 J**	**58**	**2.09**	**18.9**	0.68 J	<0.3	<1.0	**1.49 J**	1.11	**0.87 J**	**18.5**	**44**	<0.39	**7.6**	**2.06**	**1.0 J**	**58**	**21.2**
GP24-12	4/30/2024	1-3	<0.025	<0.029	<0.03	<0.033	<0.026	<0.035	<0.033	<0.042	<0.049	<0.027	<0.03	<0.023	<0.035	<0.03	<0.1	<0.12	<0.025	<0.039	<0.031	<0.03	**0.081 J**	<0.035	<0.031	<0.036	<0.062	<0.03
		6-8	<0.025	<0.029	<0.03	<0.033	<0.026	<0.035	<0.033	<0.042	<0.049	<0.027	<0.03	<0.023	<0.035	<0.03	<0.1	<0.12	<0.025	<0.039	<0.031	<0.03	<0.039	<0.035	<0.031	<0.036	<0.062	<0.03
		26-28	<0.025	<0.029	<0.03	<0.033	<0.026	<0.035	<0.033	<0.042	<0.049	<0.027	<0.03	<0.023	<0.035	<0.03	<0.1	<0.12	<0.025	<0.039	<0.031	<0.03	<0.039	<0.035	<0.031	<0.036	<0.062	<0.03
GP24-13	5/1/2024	1-3	<0.025	<0.029	<0.03	<0.033	<0.026	<0.035	<0.033	<0.042	<0.049	<0.027	<0.03	<0.023	<0.035	<0.03	<0.1	<0.12	<0.025	<0.039	<0.031	<0.03	<0.039	<0.035	<0.031	<0.036	<0.062	<0.03
		6-8	<0.025	<0.029	<0.03	<0.033	<0.026	<0.035	<0.033	<0.042	<0.049	<0.027	<0.03	<0.023	<0.035	<0.03	<0.1	<0.12	<0.025	<0.039	<0.031	<0.03	<0.039	<0.035	<0.031	<0.036	<0.062	<0.03
GP24-14	5/1/2024	1-3	<0.025	<0.029	<0.03	<0.033	<0.026	<0.035	<0.033	<0.042	<0.049	<0.027	<0.03	<0.023	<0.035	<0.03	<0.1	<0.12	<0.025	**0.36**	<0.031	0.039 J	**0.62**	<0.035	<0.031	<0.036	<0.062	<0.03
		5-7	<0.025	<0.029	<0.03	<0.033	<0.026	<0.035	0.183	<0.042	<0.049	**0.157**	<0.03	<0.023	<0.035	<0.03	<0.1	<0.12	<0.025	**1.09**	<0.031	**0.39**	**1.92**	<0.035	<0.031	<0.036	<0.062	<0.03
		8-10	<0.25	11.2	6.1	<0.33	<0.26	<0.35	<0.33	<0.42	<0.49	<0.27	<0.3	<0.23	1.23 J	4.3	<1.0	<1.2	4.0	<0.39	<0.31	<0.3	<0.39	**13.5**	<0.31	<0.36	<0.62	<0.3
GP24-15	5/1/2024	2-4	<0.025	<0.029	<0.03	<0.033	<0.026	<0.035	<0.033	<0.042	<0.049	<0.027	<0.03	<0.023	<0.035	<0.03	<0.1	<0.12	<0.025	<0.039	<0.031	0.033 J	**0.139 J**	<0.035	<0.031	<0.036	<0.062	<0.03
		9-11	<0.025	<0.029	<0.03	<0.033	<0.026	<0.035	<0.033	<0.042	<0.049	<0.027	<0.03	<0.023	<0.035	<0.03	<0.1	<0.12	<0.025	**0.069 J**	<0.031	<0.03	**0.264**	<0.035	<0.031	<0.036	<0.062	<0.03
		23-25	<0.025	<0.029	<0.03	<0.033	<0.026	<0.035	0.058 J	<0.042	<0.049	**1.61**	**0.81**	<0.023	<0.035	<0.03	<0.1	<0.12	<0.025	<0.039	<0.031	<0.03	**2.64**	<0.035	<0.031	<0.036	<0.062	<0.03

Notes
All results are expressed in milligrams per kilogram (mg/kg), equivalent to parts per million (ppm).
Results presented in *italic* type exceed the NR 720 RCL for Industrial Direct Contact (applicable to 0 to 4 feet)
Results presented in **bold** type exceed the NR 720 RCL for Groundwater Pathway
All detections in soil are presented. VOCs detected in groundwater are also presented.
J - Results between the limit of detection and limit of quantitation
bgs - below ground surface
NS - No Standard
DCA - Dichloroethane
DCE - Dichloroethene
PCE - Tetrachloroethene
TCA - Trichloroethane
TCE - Trichloroethene
TMB - Trimethylbenzenes
VOCs - volatile organic compounds
NR 720 RCL - Wisconsin Administrative Code Chapter NR 720 Residual Contaminant Level (December 2018)

TABLE 2
Groundwater Elevation Summary
Former Kitzinger Site
2529 East Norwich Avenue, St. Francis, Wisconsin
BRRTS 02-41-560089

MW-1			**Off-Site Shallow Stick-up**
Ground Elevation			657.10
Top of Casing Elevation			659.28
Top of Screen Elevation			654.90
Bottom of Screen Elevation			644.90
Date	Depth To Water	Groundwater Elevation	Comments
12/7/2017	NM		
3/21/2018	6.10	653.18	
6/28/2018	NM		
6/21/2019	4.61	654.67	
1/27/2020	4.10	655.18	LF Green sampled DF Property
4/14/2022	3.69	655.59	
11/3/2022	5.96	653.32	
11/16/2023	5.50	653.78	
5/28/2024	3.90	655.38	

MW-2			**Off-Site Shallow Flushmount**
Ground Elevation			666.04
Top of Casing Elevation (2022)			665.77
Top of Screen Elevation			662.12
Bottom of Screen Elevation			652.12
Date	Depth To Water	Groundwater Elevation	Comments
12/8/2017	NM		
3/21/2018	6.60	658.95	
6/28/2018	NM		
6/21/2019	5.72	659.83	
1/27/2020	11.90	653.65	LF Green sampled DF Property
4/14/2022	5.49	660.28	Resurveyed 4/21/2022
11/3/2022	7.04	658.73	
11/16/2023	6.07	659.70	
5/28/2024	5.20	660.57	

PMW-2				**Off-Site Deep Flushmount**	
Ground Elevation				665.73	
Top of Casing Elevation (2022)				665.47	
Top of Screen Elevation				649.15	
Bottom of Screen Elevation				639.15	
Date	Depth To Water	Depth to Product	Product Thickness	Un-Corrected Groundwater Elevation	Comments
12/8/2017	14.30	13.87	0.43	654.35	
3/21/2018	14.25	-	-	654.40	
6/28/2018	NM	-	-	-	
6/21/2019	11.49	-	-	657.16	
1/27/2020	8.90	-	-	659.75	LF Green sampled DF Property
4/14/2022	9.16	-	-	656.31	Resurveyed 4/21/2022
11/3/2022	9.20	-	-	656.27	
11/16/2023	9.75	-	-	655.72	
5/28/2024	8.57	-	-	656.90	

MW-3			**Off-Site Shallow Flushmount**
Ground Elevation			659.24
Top of Casing Elevation			658.66
Top of Screen Elevation			655.32
Bottom of Screen Elevation			645.32
Date	Depth To Water	Groundwater Elevation	Comments
12/8/2017	5.38	653.28	
3/21/2018	5.60	653.06	
6/28/2018	NM	-	
6/21/2019	3.95	654.71	
1/27/2020	3.95	654.71	LF Green sampled DF Property
4/14/2022	4.55	654.11	
11/3/2022	NM		
11/16/2023	NM		
5/28/2024	NM		

MW-4			**Off-Site Shallow Stick-up**
Ground Elevation			658.57
Top of Casing Elevation (2022)			660.74
Top of Screen Elevation			654.57
Bottom of Screen Elevation			644.57
Date	Depth To Water	Groundwater Elevation	Comments
12/8/2017	NM	-	
3/21/2018	7.71	653.03	
6/28/2018	NM	-	
6/21/2019	6.81	653.93	
1/27/2020	4.40	656.34	LF Green sampled DF Property
4/14/2022	6.79	653.95	Resurveyed 4/21/2022
11/3/2022	8.10	652.64	
11/16/2023	NM		
5/28/2024	NM		

TABLE 2
Groundwater Elevation Summary
Former Kitzinger Site
2529 East Norwich Avenue, St. Francis, Wisconsin
BRRTS 02-41-560089

MW-5			**Shallow Flushmount**
Ground Elevation			662.64
Top of Casing Elevation			662.03
Top of Screen Elevation			658.66
Bottom of Screen Elevation			648.66
Date	Depth To Water	Groundwater Elevation	Comments
12/8/2017	9.20	652.83	
3/21/2018	9.30	652.73	
6/28/2018	NM	-	
6/21/2019	7.67	654.36	
1/27/2020	NM	-	LF Green sampled DF Property
4/14/2022	7.78	654.25	
11/3/2022	9.44	652.59	
11/16/2023	8.79	653.24	
5/28/2024	7.95	654.08	

MW-6			**Shallow Flushmount**
Ground Elevation			663.81
Top of Casing Elevation			663.58
Top of Screen Elevation			658.85
Bottom of Screen Elevation			648.85
Date	Depth To Water	Groundwater Elevation	Comments
12/8/2017	NM	-	Could not locate
3/21/2018	10.20	653.38	
6/28/2018	NM	-	
6/21/2019	8.00	655.58	
1/27/2020	NM	-	LF Green sampled DF Property
4/14/2022	8.37	655.21	Resurveyed 4/21/2022
11/3/2022	10.24	653.34	
11/16/2023	9.45	654.13	
5/28/2024	NM	-	

MW-7			**Shallow Flushmount**
Ground Elevation			659.10
Top of Casing Elevation (2022)			658.67
Top of Screen Elevation			655.91
Bottom of Screen Elevation			645.91
Date	Depth To Water	Groundwater Elevation	Comments
12/8/2017	8.16	651.04	
3/21/2018	NM	-	
6/28/2018	NM	-	
6/21/2019	NM	-	6 feet NAPL
1/27/2020	NM	-	LF Green sampled DF Property
4/14/2022	4.24	654.43	TOC cut down, resurveyed 4/21/2022
11/3/2022	4.37	654.30	
11/16/2023	NM		
5/28/2024	NM		

PMW-7			**Off-Site Deep Flushmount**
Ground Elevation			659.03
Top of Casing Elevation			658.71
Top of Screen Elevation			643.41
Bottom of Screen Elevation			633.41
Date	Depth To Water	Groundwater Elevation	Comments
12/8/2017	NM	-	
3/21/2018	NM	-	
6/28/2018	NM	-	
6/21/2019	6.21	652.50	
1/27/2020	6.00	652.71	LF Green sampled DF Property
4/14/2022	7.38	651.33	
11/3/2022	NM		
11/16/2023	NM		
5/28/2024	NM		

MW-8			**Shallow Stick-up**
Ground Elevation			659.89
Top of Casing Elevation			663.73
Top of Screen Elevation			656.96
Bottom of Screen Elevation			651.96
Date	Depth To Water	Groundwater Elevation	Comments
12/8/2017	12.55	651.18	
3/21/2018	6.88	656.85	
6/28/2018	NM	-	
6/21/2019	5.99	657.74	
1/27/2020	2.00	661.73	LF Green sampled DF Property
4/14/2022	ABANDONED		

PMW-8			**Off-Site Deep Stick-up**
Ground Elevation			659.54
Top of Casing Elevation (2022)			659.10
Top of Screen Elevation			635.75
Bottom of Screen Elevation			630.75
Date	Depth To Water	Groundwater Elevation	Comments
12/8/2017	NM	-	
3/21/2018	12.50	649.90	
6/28/2018	NM	-	
6/21/2019	9.96	652.44	
1/27/2020	7.10	655.30	LF Green sampled DF Property
4/14/2022	9.40	649.70	Resurveyed 4/21/2022
11/3/2022	8.84	650.26	
11/16/2023	NM		
5/28/2024	7.62	651.48	

TABLE 2
Groundwater Elevation Summary
Former Kitzinger Site
2529 East Norwich Avenue, St. Francis, Wisconsin
BRRTS 02-41-560089

MW-9			**Shallow Flushmount**
Ground Elevation			656.94
Top of Casing Elevation			659.28
Top of Screen Elevation			653.29
Bottom of Screen Elevation			643.29
Date	Depth To Water	Groundwater Elevation	Comments
12/8/2017	NM	-	
3/21/2018	NM	-	
6/28/2018	NM	-	
6/21/2019	11.77	647.51	
1/27/2020	11.90	647.38	LF Green sampled DF Property
4/14/2022	NM	-	
11/3/2022	12.30	646.98	
11/16/2023	NM		
5/28/2024	11.24	648.04	

MW-14			**Shallow Flushmount**
Ground Elevation			667.19
Top of Casing Elevation			666.73
Top of Screen Elevation			661.22
Bottom of Screen Elevation			651.22
Date	Depth To Water	Groundwater Elevation	Comments
12/8/2017	14.00	652.73	
3/21/2018	NM	-	
6/28/2018	NM	-	
6/21/2019	9.42	657.31	
1/27/2020	NM	-	LF Green sampled DF Property
4/14/2022	11.44	655.29	
11/3/2022	13.33	653.40	
11/16/2023	NM		
5/28/2024	10.03	656.70	

MW-15				**Shallow Flushmount**	
Ground Elevation				665.57	
Top of Casing Elevation				664.96	
Top of Screen Elevation				660.11	
Bottom of Screen Elevation				650.11	
Date	Depth To Water	Depth to Product	Product Thickness	Un-Corrected Groundwater Elevation	Comments
12/8/2017	10.80	-	-	654.16	could not measure NAPL thickness
3/21/2018	NM	-	-	-	
6/28/2018	NM	-	-	-	
6/21/2019	8.71	-	-	656.25	
1/27/2020	NM	-	-	-	LF Green sampled DF Property
4/14/2022	9.29	-	-	655.67	
11/3/2022	10.77	-	-	654.19	
11/16/2023	NM	-	-	-	
5/28/2024	8.91	-	-	656.05	

MW-16			**Shallow Flushmount**
Ground Elevation			658.42
Top of Casing Elevation			658.11
Top of Screen Elevation			655.31
Bottom of Screen Elevation			645.31
Date	Depth To Water	Groundwater Elevation	Comments
12/8/2017	NM	-	
3/21/2018	NM	-	
6/28/2018	NM	-	
6/21/2019	2.45	655.66	
1/27/2020	3.20	654.91	LF Green sampled DF Property
4/14/2022	NM	-	
11/3/2022	NM	-	
11/16/2023	NM	-	
5/28/2024	NM	-	

MW-17			**Shallow Flushmount**
Ground Elevation			659.11
Top of Casing Elevation			658.70
Top of Screen Elevation			640.10
Bottom of Screen Elevation			630.10
Date	Depth To Water	Groundwater Elevation	Comments
12/8/2017	NM		
3/21/2018	NM		
6/28/2018	NM		
6/21/2019	5.91	652.79	
1/27/2020	6.20	652.50	LF Green sampled DF Property
4/14/2022	NM	-	
11/3/2022	NM	-	
11/16/2023	NM	-	
5/28/2024	NM	-	

TABLE 2
Groundwater Elevation Summary
Former Kitzinger Site
2529 East Norwich Avenue, St. Francis, Wisconsin
BRRTS 02-41-560089

SMW-3			**Shallow Flushmount**
Ground Elevation			668.81
Top of Casing Elevation			668.17
Top of Screen Elevation			660.32
Bottom of Screen Elevation			650.32
Date	Depth To Water	Groundwater Elevation	Comments
12/8/2017	NM		could not locate well
3/21/2018	4.84	663.33	
6/28/2018	4.85	663.32	
6/21/2019	4.52	663.65	
1/27/2020	NM	-	LF Green sampled DF Property
4/14/2022	NM		Well Damaged
11/3/2022	ABANDONED		

SMW-3R			**Shallow Flushmount**
Ground Elevation			669.07
Top of Casing Elevation			668.41
Top of Screen Elevation			660.41
Bottom of Screen Elevation			650.41
Date	Depth To Water	Groundwater Elevation	Comments
5/28/2024	11.88	656.53	

SMW-4			**Shallow Flushmount**
Ground Elevation			667.88
Top of Casing Elevation			667.23
Top of Screen Elevation			659.43
Bottom of Screen Elevation			649.43
Date	Depth To Water	Groundwater Elevation	Comments
11/22/2017	8.23	659.00	
12/8/2017	6.30	660.93	
3/21/2018	7.63	659.60	
6/28/2018	6.42	660.81	
6/21/2019	6.18	661.05	
1/27/2020	NM	-	LF Green sampled DF Property
4/14/2022	6.65	660.58	
11/3/2022	6.51	660.72	
11/16/2023	6.45	660.78	
5/28/2024	5.82	661.41	

SPM-4			**Deep Flushmount**
Ground Elevation			667.86
Top of Casing Elevation			667.53
Top of Screen Elevation			643.23
Bottom of Screen Elevation			633.23
Date	Depth To Water	Groundwater Elevation	Comments
11/22/2017	3.85	663.68	
12/8/2017	14.05	653.48	
3/21/2018	14.91	652.62	
6/28/2018	11.98	655.55	
6/21/2019	11.45	656.08	
1/27/2020	NM	-	LF Green sampled DF Property
4/14/2022	14.08	653.45	
11/3/2022	13.77	653.76	
11/16/2023	NM		Not located
5/28/2024	12.50	655.03	

KMW-1			**Shallow Flushmount**
Ground Elevation			670.32
Top of Casing Elevation			669.97
Top of Screen Elevation			665.21
Bottom of Screen Elevation			655.21
Date	Depth To Water	Groundwater Elevation	Comments
11/22/2017	NM	-	not found
12/8/2017	NM	-	not found
3/20/2018	NM	-	not found
6/27/2018	NM	-	not found
6/21/2019	NM	-	not found
1/27/2020	NM	-	not found
4/14/2022	NM	-	not found
11/3/2022	7.19	662.78	
11/16/2023	4.82	665.15	
5/28/2024	2.72	667.25	

KMW-2			**Shallow Flushmount**
Ground Elevation			678.01
Top of Casing Elevation			677.65
Top of Screen Elevation			672.55
Bottom of Screen Elevation			662.55
Date	Depth To Water	Groundwater Elevation	Comments
11/22/2017	2.72	674.93	
12/8/2017	2.58	675.07	
3/20/2018	3.55	674.10	
6/27/2018	0.90	676.75	
6/21/2019	1.30	676.35	
1/27/2020	NM	-	LF Green sampled DF Property
4/14/2022	NM	-	inaccessible
11/3/2022	1.57	676.08	
11/16/2023	1.47	676.18	
5/28/2024	0.49	677.16	

TABLE 2
Groundwater Elevation Summary
Former Kitzinger Site
2529 East Norwich Avenue, St. Francis, Wisconsin
BRRTS 02-41-560089

KMW-3			Shallow Flushmount
Ground Elevation			678.25
Top of Casing Elevation			677.83
Top of Screen Elevation			
Bottom of Screen Elevation			662.73
Date	Depth To Water	Groundwater Elevation	Comments
11/22/2017	4.49	673.34	
12/8/2017	4.63	673.20	
3/20/2018	8.43	669.40	
6/27/2018	2.93	674.90	
6/21/2019	2.05	675.78	flushmount needs repair
1/27/2020	NM	-	LF Green sampled DF Property
4/14/2022	8.23	669.60	
11/3/2022	3.40	674.43	
11/16/2023	3.80	674.03	
5/28/2024	2.28	675.55	

KMW-4			Shallow Flushmount
Ground Elevation			670.76
Top of Casing Elevation			670.15
Top of Screen Elevation			667.15
Bottom of Screen Elevation			652.15
Date	Depth To Water	Groundwater Elevation	Comments
			not installed
12/8/2017	17.55	652.60	
3/20/2018	13.28	656.87	
6/28/2018	8.70	661.45	
6/21/2019	9.62	660.53	
1/27/2020	NM	-	LF Green sampled DF Property
4/14/2022	9.96	660.19	
11/3/2022	16.50	653.65	
11/16/2023	17.70	652.45	
5/28/2024	9.94	660.21	

KMW-5			Shallow Stick-up
Ground Elevation			671.94
Top of Casing Elevation			671.61
Top of Screen Elevation			666.36
Bottom of Screen Elevation			651.36
Date	Depth To Water	Groundwater Elevation	Comments
12/8/2017	dry		
3/20/2018	17.20	654.41	
6/27/2018	10.98	660.63	
6/21/2019	11.09	660.52	
1/27/2020	NM	-	LF Green sampled DF Property
4/14/2022	9.41	662.20	
11/3/2022	12.04	659.57	
11/16/2023	11.89	659.72	
5/28/2024	10.81	660.80	

KMW-6			Shallow Flushmount
Ground Elevation			672.06
Top of Casing Elevation			671.61
Top of Screen Elevation			668.91
Bottom of Screen Elevation			653.91
Date	Depth To Water	Groundwater Elevation	Comments
12/8/2017	dry		
3/20/2018	5.83	665.78	
6/27/2018	3.30	668.31	
6/21/2019	NM	-	
1/27/2020	NM	-	LF Green sampled DF Property
4/14/2022	15.94	655.67	
11/3/2022	12.47	659.14	
11/16/2023	11.89	659.72	
5/28/2024	13.84	657.77	

KPZ-1			Deep Flushmount
Ground Elevation			670.80
Top of Casing Elevation			670.26
Top of Screen Elevation			647.96
Bottom of Screen Elevation			637.96
Date	Depth To Water	Groundwater Elevation	Comments
12/8/2017	19.15	651.11	
3/20/2018	19.30	650.96	KPZ-2 TD in field notes
6/28/2018	18.18	652.08	
6/21/2019	17.21	653.05	
1/27/2020	NM	-	LF Green sampled DF Property
4/14/2022	18.73	651.53	
11/3/2022	18.67	651.59	
11/16/2023	18.84	651.42	
5/28/2024	17.19	653.07	

KPZ-2			Deep Stick-up
Ground Elevation			672.18
Top of Casing Elevation			671.92
Top of Screen Elevation			644.62
Bottom of Screen Elevation			634.62
Date	Depth To Water	Groundwater Elevation	Comments
12/8/2017	19.50	652.42	
3/21/2018	18.42	653.50	KPZ-1 TD in field notes
6/28/2018	16.33	655.59	
6/21/2019	15.98	655.94	
1/27/2020	NM	-	LF Green sampled DF Property
4/14/2022	16.77	655.15	
11/3/2022	16.99	654.93	
11/16/2023	16.75	655.17	
5/28/2024	16.04	655.88	

PZ-3			Deep Flushmount
Date Installed			11/27/2017
Ground Elevation			672.01
Top of Casing Elevation			671.49
Top of Screen Elevation			650.99
Bottom of Screen Elevation			640.99
Date	Depth To Water	Groundwater Elevation	Comments
5/28/2024	15.13	655.13	

PZ-4			Deep Flushmount
Date Installed			11/27/2017
Ground Elevation			667.25
Top of Casing Elevation			667.04
Top of Screen Elevation			642.44
Bottom of Screen Elevation			637.44
Date	Depth To Water	Groundwater Elevation	Comments
5/28/2024	12.58	659.34	

Notes:
Top of Casing and Ground Elevations were obtained from a December 2017 and April 2018 land survey, except where noted.
NM = Not Measured
dry = Well did not have measurable water in casing.

TABLE 3
Geochemical Indicator Parameter Measurements
Former Kitzinger Site
2529 East Norwich Avenue, St. Francis, Wisconsin
BRRTS 02-41-560089

MW-1

	Field Measurements					
Date Sampled	**pH** SU	**Conductivity** mS/cm	**Dissovled Oxygen** mg/L	**Temperature** ^{o} Celsius	**Reduction/ Oxidation Potential** mV	**Turbidity** NTU
4/14/2021	6.98	1.220	0.19	7.2	-019.3	282.7
11/4/2022	7.45	1.041	0.78	14.6	179.9	58.72
5/29/2024	7.00	0.988	0.38	12.4	-045.5	14.62

MW-2

	Field Measurements					
Date Sampled	**pH** SU	**Conductivity** mS/cm	**Dissovled Oxygen** mg/L	**Temperature** ^{o} Celsius	**Reduction/ Oxidation Potential** mV	**Turbidity** NTU
12/8/2017	not measured- NAPL present					
6/28/2018	not measured/not sampled					
4/15/2022	6.17	2.278	0.46	9.0	-028.2	23.1
11/7/2022	6.58	1.394	0.71	12.7	176.0	4.03
5/30/2024	6.48	1.043	0.65	11.5	-056.7	18.44

PMW-2

	Field Measurements					
Date Sampled	**pH** SU	**Conductivity** mS/cm	**Dissovled Oxygen** mg/L	**Temperature** ^{o} Celsius	**Reduction/ Oxidation Potential** mV	**Turbidity** NTU
4/15/2022	6.32	2.927	1.45	10.0	-047.1	13.7
11/7/2022	6.94	1.042	0.62	12.0	143.7	5.09
5/30/2024	6.45	1.236	0.33	11.3	-118.0	24.05

TABLE 3
Geochemical Indicator Parameter Measurements
Former Kitzinger Site
2529 East Norwich Avenue, St. Francis, Wisconsin
BRRTS 02-41-560089

MW-8

	Field Measurements					
Date Sampled	**pH** SU	**Conductivity** mS/cm	**Dissovled Oxygen** mg/L	**Temperature** ^{o} Celsius	**Reduction/ Oxidation Potential** mV	**Turbidity** NTU
12/8/2017	7.23	0.609	5.21	9.3	-071.0	12.0
6/28/2018	not measured/not sampled					
4/14/2022	abandoned					

PMW-8

	Field Measurements					
Date Sampled	**pH** SU	**Conductivity** mS/cm	**Dissovled Oxygen** mg/L	**Temperature** ^{o} Celsius	**Reduction/ Oxidation Potential** mV	**Turbidity** NTU
4/14/2022	7.01	0.828	0.34	9.4	-074.7	72.1
11/4/2022	7.63	0.799	0.81	14.6	154.9	33.3
5/29/2024	7.27	0.83	0.32	10.7	-193.2	94.3

MW-14

	Field Measurements					
Date Sampled	**pH** SU	**Conductivity** mS/cm	**Dissovled Oxygen** mg/L	**Temperature** ^{o} Celsius	**Reduction/ Oxidation Potential** mV	**Turbidity** NTU
12/8/2017	not measured- 1.0 feet of water column in well					
6/28/2018	not measured/not sampled					
4/15/2022	6.87	2.047	6.99	8.4	207.3	1.6
11/7/2022	7.20	1.651	1.07	15.2	202.0	1.07
5/29/2024	6.91	2.140	27.0	12.2	191.8	5.04

TABLE 3
Geochemical Indicator Parameter Measurements
Former Kitzinger Site
2529 East Norwich Avenue, St. Francis, Wisconsin
BRRTS 02-41-560089

MW-15

	Field Measurements					
Date Sampled	**pH** SU	**Conductivity** mS/cm	**Dissovled Oxygen** mg/L	**Temperature** ^{o} Celsius	**Reduction/ Oxidation Potential** mV	**Turbidity** NTU
12/8/2017	not measured- NAPL present					
6/28/2018	not measured/not sampled					
4/15/2022	6.42	3.555	0.06	7.8	-086.7	71.3
11/7/2022	7.13	2.373	0.83	15.9	162.4	11.13
5/29/2024	6.74	2.460	2.7	11.8	-228.1	18.00

SMW-3

	Field Measurements					
Date Sampled	**pH** SU	**Conductivity** mS/cm	**Dissovled Oxygen** mg/L	**Temperature** ^{o} Celsius	**Reduction/ Oxidation Potential** mV	**Turbidity** NTU
12/8/2017	not measured/not sampled					
6/28/2018	6.98	0.828	0.30	13.2	-098.0	34.2
4/15/2022	not measured/not sampled; well damaged					
11/3/2022	Well Abandoned 11/3/2022					

SMW-3R

	Field Measurements					
Date Sampled	**pH** SU	**Conductivity** mS/cm	**Dissovled Oxygen** mg/L	**Temperature** ^{o} Celsius	**Reduction/ Oxidation Potential** mV	**Turbidity** NTU
5/30/2024	6.88	1.003	0.29	13.2	-085.5	7.43

TABLE 3
Geochemical Indicator Parameter Measurements
Former Kitzinger Site
2529 East Norwich Avenue, St. Francis, Wisconsin
BRRTS 02-41-560089

SMW-4

	Field Measurements					
Date Sampled	**pH** SU	**Conductivity** mS/cm	**Dissovled Oxygen** mg/L	**Temperature** ^{o} Celsius	**Reduction/ Oxidation Potential** mV	**Turbidity** NTU
12/8/2017	7.36	0.508	5.65	10.0	-074.0	33.0
6/28/2018	6.87	0.612	0.23	14.6	024.0	57.1
4/15/2022	6.97	1.262	2.11	9.6	-056.3	7.19
11/7/2022	7.02	0.627	0.82	11.1	179.0	5.41
5/30/2024	6.64	0.556	0.31	11.8	-035.0	68.99

SPM-4

	Field Measurements					
Date Sampled	**pH** SU	**Conductivity** mS/cm	**Dissovled Oxygen** mg/L	**Temperature** ^{o} Celsius	**Reduction/ Oxidation Potential** mV	**Turbidity** NTU
12/8/2017	7.35	0.956	5.12	9.2	-098.0	11.6
6/28/2018	7.12	1.130	0.47	13.4	-041.0	27.0
4/15/2022	6.83	0.628	1.43	9.8	-015.2	26.4
11/7/2022	7.29	1.062	0.94	10.0	178.8	2.38
5/30/2024	6.89	1.224	0.34	11.4	-095.6	23.18

KMW-1

	Field Measurements					
Date Sampled	**pH** SU	**Conductivity** mS/cm	**Dissovled Oxygen** mg/L	**Temperature** ^{o} Celsius	**Reduction/ Oxidation Potential** mV	**Turbidity** NTU
4/15/2022	not measured/not sampled; inaccessible					
11/4/2022	7.08	2.285	0.97	14.4	219.9	4.32
5/28/2024	6.81	2.755	0.46	10.2	149.2	25.73

TABLE 3
Geochemical Indicator Parameter Measurements
Former Kitzinger Site
2529 East Norwich Avenue, St. Francis, Wisconsin
BRRTS 02-41-560089

KMW-2

	Field Measurements					
Date Sampled	**pH** SU	**Conductivity** mS/cm	**Dissovled Oxygen** mg/L	**Temperature** ^{o} Celsius	**Reduction/ Oxidation Potential** mV	**Turbidity** NTU
12/8/2017	7.27	0.962	14.84	14.3	-089.0	11.1
6/27/2018	7.38	1.391	0.69	17.8	-015.0	8.0
4/15/2022	not measured/not sampled; inaccessible					
11/4/2022	7.58	1.004	1.34	14.2	184.3	8.24
5/28/2024	7.19	1.389	0.37	11.8	015.8	22.90

KMW-3

	Field Measurements					
Date Sampled	**pH** SU	**Conductivity** mS/cm	**Dissovled Oxygen** mg/L	**Temperature** ^{o} Celsius	**Reduction/ Oxidation Potential** mV	**Turbidity** NTU
12/8/2017	7.38	1.820	1.55	16.2	097.0	27.9
6/27/2018	7.03	2.450	0.93	18.5	022.0	27.5
4/14/2022	6.87	2.076	1.19	7.8	054.8	19.2
11/7/2022	7.22	2.269	1.42	12.9	265.2	4.71
5/29/2024	6.91	2.975	0.46	11.0	037.0	20.55

KMW-4

	Field Measurements					
Date Sampled	**pH** SU	**Conductivity** mS/cm	**Dissovled Oxygen** mg/L	**Temperature** ^{o} Celsius	**Reduction/ Oxidation Potential** mV	**Turbidity** NTU
12/8/2017	not measured- 0.5 feet of water column in well					
6/28/2018	6.93	2.290	0.32	12.6	065.0	36.9
4/15/2022	6.90	2.455	8.67	7.0	232.9	1.47
11/7/2022	6.98	2.888	3.09	13.0	221.7	3.81
5/28/2024	6.81	2.782	1.36	10.9	195.8	8.73

TABLE 3
Geochemical Indicator Parameter Measurements
Former Kitzinger Site
2529 East Norwich Avenue, St. Francis, Wisconsin
BRRTS 02-41-560089

KMW-5

	Field Measurements					
Date Sampled	**pH** SU	**Conductivity** mS/cm	**Dissovled Oxygen** mg/L	**Temperature** ^{o} Celsius	**Reduction/ Oxidation Potential** mV	**Turbidity** NTU
12/8/2017	not measured- dry well					
6/27/2018	6.98	1.260	0.85	13.3	040.0	26.4
4/14/2022	6.74	0.821	8.43	6.8	192.3	10.0
11/4/2022	7.24	0.974	0.96	14.8	182.0	11.36
5/29/2024	6.93	0.989	0.44	10.6	129.0	11.70

KMW-6

	Field Measurements					
Date Sampled	**pH** SU	**Conductivity** mS/cm	**Dissovled Oxygen** mg/L	**Temperature** ^{o} Celsius	**Reduction/ Oxidation Potential** mV	**Turbidity** NTU
12/8/2017	not measured- dry well					
6/27/2018	7.14	1.690	1.98	14.0	016.0	36.5
4/15/2022	6.87	1.032	0.78	7.9	003.6	4.37
11/7/2022	7.09	1.207	1.12	15.0	220.7	4.22
5/29/2024	7.03	1.131	0.37	11.7	-014.1	10.19

KPZ-1

	Field Measurements					
Date Sampled	**pH** SU	**Conductivity** mS/cm	**Dissovled Oxygen** mg/L	**Temperature** ^{o} Celsius	**Reduction/ Oxidation Potential** mV	**Turbidity** NTU
12/8/2017	7.41	0.980	3.58	9.3	130.0	15.8
6/28/2018	7.33	1.239	1.11	13.2	053.0	22.5
4/15/2022	7.17	1.145	2.01	8.4	239.1	4.12
11/7/2022	7.50	0.996	0.82	12.3	186.0	6.77
5/28/2024	7.28	1.100	7.57	11.9	185.9	22.10

TABLE 3
Geochemical Indicator Parameter Measurements
Former Kitzinger Site
2529 East Norwich Avenue, St. Francis, Wisconsin
BRRTS 02-41-560089

KPZ-2

	Field Measurements					
Date Sampled	**pH** SU	**Conductivity** mS/cm	**Dissovled Oxygen** mg/L	**Temperature** ^{o} Celsius	**Reduction/ Oxidation Potential** mV	**Turbidity** NTU
12/8/2017	7.96	0.115	8.46	9.8	115.0	1.60
6/28/2018	8.03	0.403	0.57	16.1	029.0	28.1
4/15/2022	7.92	0.387	1.86	8.3	174.3	2.24
11/7/2022	8.14	0.312	0.89	11.3	170.0	1.75
5/29/2024	8.02	0.324	0.41	10.7	082.6	18.41

PZ-3

	Field Measurements					
Date Sampled	**pH** SU	**Conductivity** mS/cm	**Dissovled Oxygen** mg/L	**Temperature** ^{o} Celsius	**Reduction/ Oxidation Potential** mV	**Turbidity** NTU
5/29/2024	7.40	0.516	3.70	12.5	153.0	10.71

PZ-4

	Field Measurements					
Date Sampled	**pH** SU	**Conductivity** mS/cm	**Dissovled Oxygen** mg/L	**Temperature** ^{o} Celsius	**Reduction/ Oxidation Potential** mV	**Turbidity** NTU
5/29/2024	6.74	2.186	2.90	11.9	140.2	7.16

NOTES:
LNAPL = light non-aqueous phase liquid (ie. free-phase hydrocarbons, or free product)
SU = standard units
mS/cm = milliSiemens per centimeter
mV = millivolts
NTU = Normal Turbidity Unit
NM = not measured
mg/L = milligrams/liter

TABLE 4
Groundwater Sampling Analytical Results
Former Kitzinger Site
2529 East Norwich Avenue, St. Francis, Wisconsin
BRRTS 02-41-560089

	Date Collected	Benzene	n-Butyl benzene	sec-Butyl benzene	tert-Butyl benzene	Chloroethane	Chloroform	1,1-DCA	1,2-DCA	1,1-DCE	cis-1,2-DCE	trans-1,2-DCE	Ethylbenzene	Isopropyl benzene (Cumene)	p-Isopropyl toluene	Methylene Chloride	Naphthalene	n-Propyl benzene	PCE	Toluene	1,1,1-TCA	1,1,2-TCA	TCE	1,2,4-TMB	1,3,5-TMB	Vinyl chloride	Xylenes
	NR 140 ES	5.0	NS	NS	NS	400	6.0	850	5.0	7.0	70	100	700	NS	NS	5.0	100	NS	5.0	800	200	5.0	5.0	480		0.2	2,000
	NR 140 PAL	0.5	NS	NS	NS	80	0.6	85	0.5	0.7	7.0	20	140	NS	NS	0.5	10	NS	0.5	160	40	0.5	0.5	96		0.02	400
MW-1	10/15/12	<0.5	<0.9	<1	<0.71	<1.4	<0.49	<0.98	**9.3**	<0.6	<0.74	<0.79	<0.78	<0.92	<0.92	<1.1	<2.1	<0.59	<0.44	<0.53	<0.85	<0.47	<0.47	<0.8	<0.74	**1.27**	<1.1
	4/14/22	<0.30	<0.86	<0.42	<0.59	<1.4	<1.2	<0.30	*4.6*	<0.58	<0.47	<0.53	<0.33	<1.0	<1.0	<0.32	<1.1	<0.35	<0.41	<0.29	<0.30	<0.34	<0.32	<0.45	<0.36	**0.96J**	<1.05
	11/4/22	<0.30	<0.86	<0.42	<0.59	<1.4	<1.2	<0.30	**6.5**	<0.58	0.89J	<0.53	<0.33	<1.0	<1.0	<0.32	<1.1	<0.35	<0.41	<0.29	<0.30	<0.34	<0.32	<0.45	<0.36	**1.0**	<1.05
	5/29/24	<0.3	<0.71	<0.33	<0.37	<0.62	<0.33	<0.43	*4.1*	<0.43	0.41J	<0.5	<0.33	<0.34	<0.47	<0.79	<1.4	<0.39	<0.47	<0.33	<0.33	<0.42	<0.38	<0.35	<0.41	**0.32J**	<1.01
MW-2	10/15/12	<1,000	<1,800	<2,000	<1,420	<2,800	<980	**4,500J**	<1,000	<1,200	**120,000**	<1,580	<1,560	<1,840	<1,840	<2,200	<4,200	<1,180	<880	**1,740J**	**17,900**	<940	**1,820J**	<1,600	<1,480	**1,820**	<2,200
	7/11/13	<500	<400	<605	<424	<444	<689	**2,990**	**518J**	<427	**79,400**	<371	<500	<341	<397	<359	<2,500	<500	<472	**1,440**	**7,860**	<390	<429	<572	<2,500	**3,420**	*1,740J*
	12/8/17	NS	NS	NS	NS	NS	NS	NS	NS	NS	NS	NS	NS	NS	NS	NS	NS	NS	NS	NS	NS	NS	NS	NS	NS	NS	NS
	3/20/18	NS	NS	NS	NS	NS	NS	NS	NS	NS	NS	NS	NS	NS	NS	NS	NS	NS	NS	NS	NS	NS	NS	NS	NS	NS	NS
	4/15/22	<295	<857	<424	<586	<1,380	<1,180	**6,870**	**486J**	<582	**66,400**	<528	<325	<1,000	<1,040	<1,130	<1,130	<345	<409	**1,140**	**5,290**	<344	<320	<449	<357	**10,400**	*1,415J*
	11/7/22	<295	<857	<424	<586	<1,380	<1,180	**9,610**	<292	<582	**22,000**	<528	<325	<1,000	<1,040	<319	<1,130	<345	<409	**1,110**	**1,100**	<344	<320	<449	<357	**38,100**	*1,172J*
	5/30/24	<60	<142	<66	<74	**1,370**	<66	**2,690**	**214J**	<86	**19,700**	<100	74J	<68	<94	<158	<280	<78	<94	*420*	**1,030**	<84	**168J**	<70	<82	**5,500**	*546J*
PMW-2	4/15/22	<148	<429	<212	<293	**2,950**	<591	**22,200**	**388J**	**453J**	**131,000**	**936**	**1,880**	<500	<522	**674J**	<565	<173	<204	**9,810**	**24,000**	<172	<160	*459J*	*<179*	**4,330**	**10,660**
	11/4/22	<148	<429	<212	<293	**3,140**	<591	**19,700**	**293J**	**436J**	**111,000**	**783**	**1,490**	<500	<522	**323J**	<565	<173	<204	**8,080**	**20,000**	<172	**1,610**	*425J*	*<179*	**4,180**	**8,890**
	5/30/24	<300	<710	<330	<370	**2,480J**	<330	**7,800**	<430	**620J**	**53,000**	<500	**1,770**	<340	<470	<790	<1,400	<390	<470	**8,900**	**22,100**	<420	<380	*540J*	*<410*	**2,310**	**10,450**
MW-8	12/15/22	<2.5	5.7 J	16.9	<3.55	9.8 J	<2.45	67	<2.5	<3	*21.6*	<3.95	<3.9	11.8J	<4.6	<5.5	<10.5	9.4 J	<2.2	<2.65	<4.25	<2.35	*3J*	<4	<3.7	**160**	<5.5
	7/11/13	<0.50	5.9	17.6	1.1	3.7	<0.69	44.6	*0.78J*	*1.7*	*30.7*	1.1	4.2	13.6	<0.40	<0.36	<2.5	12.3	<0.47	0.51J	3.9	<0.39	**8.5**	9.9	<2.5	**56.5**	<1.70J
	12/8/17	<10.0	<10.0	<43.7	<3.6	*131*	<50.0	*831*	**61.0**	<8.2	**1,760**	*49.5*	*216*	5.5J	<10.0	<4.7	<50.0	<10.0	<10.0	*425*	*104*	<3.9	**8.5J**	*82.7*	*25.1*	**2,500**	*1,027*
	3/20/18	NS	NS	NS	NS	NS	NS	NS	NS	NS	NS	NS	NS	NS	NS	NS	NS	NS	NS	NS	NS	NS	NS	NS	NS	NS	NS
	4/15/22	**abandoned**																									
PMW-8	4/14/22	<5.9	18.3J	8.7J	<11.7	*257*	<23.7	**967**	**61.3**	<11.6	**1,450**	*31.2*	*343*	<20.0	<20.9	<6.4	*25.0J*	33.2	<8.2	155	21.1	<6.9	<6.4	*227*	*47.5*	**1,550**	*1,017*
	11/4/22	**8.5J**	<17.1	9.7J	<11.7	*293*	<23.7	**1,120**	**69.3**	<11.6	**1,220**	*26.2*	*437*	23.0J	<20.9	<6.4	*26.5J*	42.5	<8.2	*201*	21.2	<6.9	<6.4	*376*	*95.1*	**2,150**	*1,640*
	5/29/24	**7.1J**	22.5J	8.5J	<3.7	**560**	<3.3	*430*	**63**	<4.3	**1,210**	*26.4*	*235*	15.6	37	**8.1J**	*52J*	27.2	<4.7	125	22.8	<4.2	<3.8	**520**	**158**	**850**	*1,620*
MW-14	7/11/13	<0.50	<0.40	<0.60	<0.42	<0.44	<0.69	4.1	<0.48	<0.43	1.1	<0.37	<0.50	<0.34	<0.40	<0.36	<2.5	<0.50	*3.1*	<0.44	12.4	<0.39	**84.7**	<0.57	<2.5	<0.18	<1.32
	12/8/17	<0.50	<0.50	<2.2	<0.18	<0.37	<2.5	<0.24	<0.17	<0.41	<0.26	<0.26	<0.50	<0.14	<0.50	<0.23	<2.5	<0.50	<0.50	<0.50	<0.50	<0.20	<0.33	<0.50	<0.50	<0.18	<1.5
	12/8/17 D	<0.50	<0.50	<2.2	<0.18	<0.37	<2.5	14.7	<0.17	<0.41	4.8	<0.26	0.57J	<0.14	<0.50	<0.23	<2.5	<0.50	*4.1*	1.0	20	<0.20	**97.2**	0.94J	<0.50	<0.18	3.6
	3/20/18	NS	NS	NS	NS	NS	NS	NS	NS	NS	NS	NS	NS	NS	NS	NS	NS	NS	NS	NS	NS	NS	NS	NS	NS	NS	NS
	4/15/22	<0.30	<0.86	<0.42	<0.59	<1.4	<1.2	11.7	<0.29	<0.58	3.7	<0.53	<0.33	<1.0	<1.0	<0.32	<1.1	<0.35	*3.9*	<0.29	14.6	<0.34	**68.8**	<0.45	<0.36	<0.17	<1.05
	11/4/22	<0.30	<0.86	<0.42	<0.59	<1.4	<1.2	17	<0.29	<0.58	4.7	<0.53	<0.33	<1.0	<1.0	<0.32	<1.1	<0.35	*4.1*	<0.29	17.1	<0.34	**83.6**	<0.45	<0.36	<0.17	<1.05
	5/29/24	<0.3	<0.71	<0.33	<0.37	<0.62	*0.69J*	6.7	<0.43	<0.43	1.76	<0.5	<0.33	<0.34	<0.47	<0.79	<1.4	<0.39	*3.8*	<0.33	14.9	<0.42	**61**	<0.35	<0.41	**0.51J**	<1.01
MW-15	4/15/22	0.35J	3.9	4.7	1.1	3.7J	<1.2	1.4	<0.29	<0.58	<0.47	<0.53	1.0	8.6	<1.0	<0.32	<1.1	12.6	<0.41	<0.29	<0.30	<0.34	0.38J	<0.45	<0.36	<0.17	<1.05
	11/4/22	0.35J	11.9	11.6	1.8	5.3	<1.2	5.7	<0.29	<0.58	0.60J	0.90J	0.50J	16.1	<1.0	<0.32	<1.1	30.8	<0.41	<0.29	<0.30	<0.34	*0.68J*	<0.45	<0.36	<0.17	1.18J
	5/29/24	<0.3	9.2	11.2	1.63	1.55J	<0.33	0.58J	<0.43	<0.43	0.37J	0.64J	<0.33	18.6	<0.47	<0.79	<1.4	29.2	<0.47	<0.33	<0.33	<0.42	<0.38	<0.35	<0.41	<0.15	<1.01

TABLE 4
Groundwater Sampling Analytical Results
Former Kitzinger Site
2529 East Norwich Avenue, St. Francis, Wisconsin
BRRTS 02-41-560089

	Date Collected	Benzene	n-Butyl benzene	sec-Butyl benzene	tert-Butyl benzene	Chloroethane	Chloroform	1,1-DCA	1,2-DCA	1,1-DCE	cis-1,2-DCE	trans-1,2-DCE	Ethylbenzene	Isopropyl benzene (Cumene)	p-Isopropyl toluene	Methylene Chloride	Naphthalene	n-Propyl benzene	PCE	Toluene	1,1,1-TCA	1,1,2-TCA	TCE	1,2,4-TMB	1,3,5-TMB	Vinyl chloride	Xylenes
	NR 140 ES	5.0	NS	NS	NS	400	6.0	850	5.0	7.0	70	100	700	NS	NS	5.0	100	NS	5.0	800	200	5.0	5.0	480		0.2	2,000
	NR 140 PAL	0.5	NS	NS	NS	80	0.6	85	0.5	0.7	7.0	20	140	NS	NS	0.5	10	NS	0.5	160	40	0.5	0.5	96		0.02	400
SMW-3	10/15/12	<250	<450	<500	<355	<700	<245	**1,840**	**320J**	<300	**31,100**	<395	**950J**	<460	<460	<550	<1,050	<295	**820**	**2,500**	**6,700**	<235	**1,600**	*440J*	*<370*	**9,700**	**4,790**
	7/11/13	<50.0	<40.0	<60.5	<42.4	*193*	<68.9	**1,720**	**269**	**152**	**29,800**	<37.1	**898**	302	<39.7	<35.9	<250	<50.0	**100**	**2,160**	**4,850**	<39.0	**311**	*392J*	*<250*	**9,520**	**4,730**
	3/20/18	<125	<125	<547	<45.1	**1,350**	<625	**1,740**	**388**	**170J**	**34,800**	<64.1	**866**	<35.8	<125	<58.1	<625	<125	<125	**2,510**	**5,620**	<49.3	<82.7	*319*	*<125*	**19,700**	**4,330**
	6/28/18	<125	<125	<547	<45.1	**1,040**	<625	**1,720**	**302**	**124J**	**23,600**	<64.1	**721**	<35.8	<125	<58.1	<625	<125	<125	**2,040**	**3,340**	<49.3	<82.7	*256*	*<125*	**19,900**	**3,460**
	4/15/22	**not accessible; abandonded 11/3/2022**																									
SMW-3R	5/30/24	<60	<142	<66	<74	**910**	<66	**3,300**	**174J**	**390**	**28,300**	**228J**	**2,960**	<68	<94	<158	<280	98J	<94	**3,150**	**8,500**	<84	<76	**1,040**	**214J**	**4,900**	**13,800**
SMW-4	10/15/12	**5.8J**	17.9J	<10	<7.1	48	<4.9	**116**	**30.1**	<6	**640**	16.6J	**199**	15.2J	12.8J	<11	**135**	22.7	<4.4	**320**	*77*	<4.7	**36**	*257*	*76*	**122**	**1,380**
	7/11/13	*1.6J*	7.5	3.5J	<1.1	7.9	<1.7	*102*	*3.5*	*1.2J*	**398**	5.0	17.4	9.4	4.9	<0.90	*15.7*	4.1	*4.7*	2.4J	33.6	*1.6J*	**77.1**	38.6	8.4J	**26.6**	30.2
	12/8/17	**5.4**	8.2	5.5J	0.45J	64.6	<6.2	52.2	**14.3**	<1.0	*15.2*	<0.64	48.4	11.7	5.2	*1.3J*	*60.3*	16.0	<1.2	<1.2	3.5	<0.49	**10.9**	*91.7*	*11.7*	**6.0**	224.3J
	3/21/18	**5.7**	10.9	7.5J	0.63J	75.2	<5.0	38.2	**14.1**	<0.82	3.8	<0.51	120	20.3	6.8	*1.1J*	*55.0*	25.1	<1.0	2.5	<1.0	<0.39	*1.7J*	*153*	*19.1*	**1.3J**	284.2
	6/28/18	*0.75J*	2.5	<2.2	<0.18	13.4	<2.5	64.0	*2.2*	<0.41	*41.2*	<0.26	11.3	3.0	0.77J	<0.23	<2.5	4.0	*3.2*	<0.50	22.3	0.42J	**55.3**	18.1	<0.50	**3.4**	8.2J
	4/15/22	*1.6*	5.0	5.1	<0.59	13.7	<1.2	35.8	*3.3*	<0.58	*23.5*	<0.53	2.8	<1,000	<1.0	<1.1	<1.1	11.6	*0.88J*	0.92J	7.8	0.36J	**18.9**	18.9	<0.36	**3.5**	1.11J
	11/7/22	*3.5*	<0.86	5.3	<0.59	39.6	<1.2	52.5	**7.0**	<0.58	*7.5*	<0.53	0.77J	9.8	<1.0	*0.53J*	<1.1	12.6	0.43J	<0.29	4.3	<0.34	**10.3**	19.1	<0.36	**2.6**	<1.05
	11/7/22 D	*3.5*	<0.86	5.1	<0.59	41.1	<1.2	51.7	**7.2**	<0.58	*8.2*	<0.53	0.78J	9.5	<1.0	*0.53J*	<1.1	12.2	0.46J	<0.29	4.1	<0.34	**10.2**	18.9	<0.36	**2.8**	<1.05
	5/30/24	*1.1J*	1.67J	2.83	<0.37	9.6	<0.33	21.3	*1.98*	<0.43	*9.2*	<0.5	0.79J	4.5	<0.47	<0.79	<1.4	2.34	*0.84J*	0.38J	4.9	<0.42	**12.9**	9.1	0.67J	**2.41**	4.2J
SPM-4	10/15/12	<2,500	<4,500	<5,000	<3,550	<7,000	<2,450	**12,800J**	<2,500	<3,000	**283,000**	<3,950	<3,900	<4,600	<4,600	<5,500	<10,500	<2,950	<2,200	**19,000**	**96,000**	<2,350	**26,000**	<4,000	<3,700	**12,600**	**8,800J**
	7/11/13	<2,500	<2,000	<3,020	<2,120	<2,220	<3,440	**14,200**	<2,380	**2,490J**	**409,000**	**2,630J**	<2,500	<1,700	<1,990	<1,790	<12,500	<2,500	<2,360	**14,300**	**95,500**	<1,950	**37,100**	<2,860	<12,500	**14,300**	<7,250J
	12/8/17	<1,000	<1,000	<4,370	<361	<749	<5,000	**11,100**	<336	<820	**134,000**	**1,570J**	**1,830J**	<287	<1,000	<465	<5,000	<1,000	<1,000	**14,400**	**52,700**	<395	<661	<1,000	<1,000	**10,600**	**6,550J**
	3/21/18	<500	<500	<2,190	<180	**1,260**	<2,500	**12,400**	**1,000**	**707J**	**134,000**	**1,740**	**2,120**	<143	<500	<233	<2,500	<500	<500	**14,400**	**63,800**	<197	<331	**665J**	**<500**	**13,900**	**8,430**
	3/21/18 D	<200	<200	<874	<72.1	**1,150**	<1,000	**1,690**	**378J**	<164	**33,100**	<103	**835**	<57.3	<200	<93.0	<1,000	<200	<200	**2,370**	**5,150**	<79.0	<132	*328J*	*<200*	**17,300**	**4,080**
	6/28/18	<500	<500	<2190	<180	**2,110**	<2,500	**15,300**	**1,070**	**825J**	**158,000**	**2,050**	**2,120**	<143	<500	<233	<2,500	<500	<500	**17,300**	**80,400**	<197	<331	<500	<500	**16,500**	**8,010**
	4/15/22	<295	<857	<424	<586	**1,490J**	<1,180	**13,400**	**852J**	<582	**130,000**	**2,000**	**2,010**	<1,000	<1,040	<1,130	<1,130	<345	<409	**15,100**	**67,500**	<344	<320	<449	<357	**14,200**	**8,070**
	11/7/22	<295	<857	<424	<586	**1,400J**	<1,180	**16,100**	<292	**671J**	**145,000**	**3,010**	**2,560**	<1,000	<1,040	<319	<1,130	<345	<409	**18,300**	**85,200**	<344	<320	**564J**	**<357**	**17,200**	**9,330**
	5/30/24	<300	<710	<330	<370	**2,110J**	<330	**10,800**	**820J**	**3,700**	**116,000**	**2,010J**	**2,720**	<340	<470	<790	<1,400	<390	<470	**17,400**	**77,000**	<420	<380	**850J**	**<410**	**11,400**	**11,030**
KMW-1	7/12/13	<0.50	<0.40	<0.60	<0.42	<0.44	<0.69	<0.28	<0.48	<0.43	1.3	<0.37	<0.50	<0.34	<0.40	<0.36	<2.5	<0.50	<0.47	<0.44	<0.44	<0.39	<0.43	<0.57	<2.5	<0.18	<1.32
	3/20/18	NS	NS	NS	NS	NS	NS	NS	NS	NS	NS	NS	NS	NS	NS	NS	NS	NS	NS	NS	NS	NS	NS	NS	NS	NS	NS
	6/28/18	NS	NS	NS	NS	NS	NS	NS	NS	NS	NS	NS	NS	NS	NS	NS	NS	NS	NS	NS	NS	NS	NS	NS	NS	NS	NS
	4/15/22	NS	NS	NS	NS	NS	NS	NS	NS	NS	NS	NS	NS	NS	NS	NS	NS	NS	NS	NS	NS	NS	NS	NS	NS	NS	NS
	11/4/22	<0.30	<0.86	<0.42	<0.59	<1.4	<1.2	2.6	<0.29	<0.58	*8.0*	2.9	<0.33	<1.0	<1.0	<0.32	<1.1	<0.35	<0.41	<0.29	0.57J	<0.34	*0.74J*	<0.45	<0.36	*0.18J*	<1.05
	5/28/24	<0.30	<0.71	<0.33	<0.37	<0.62	<0.33	0.94J	<0.43	<0.43	3.8	1.99J	<0.33	<0.34	<0.47	<0.79	<1.4	<0.39	<0.47	<0.33	0.45J	<0.42	0.47J	<0.35	<0.41	<0.15	<1.01
KMW-2	7/12/13	<0.50	<0.40	<0.60	<0.42	<0.44	<0.69	<0.28	<0.48	<0.43	<0.42	<0.37	<0.50	<0.34	<0.40	<0.36	<2.5	<0.50	<0.47	<0.44	<0.44	<0.39	<0.43	<0.57	<2.5	<0.18	<1.32
	12/7/17	<0.50	<0.50	<2.2	<0.18	<0.37	<2.5	<0.24	<0.17	<0.41	<0.26	<0.26	<0.50	<0.14	<0.50	<0.23	<2.5	<0.50	<0.50	0.55J	<0.50	<0.20	<0.33	<0.50	<0.50	<0.18	<1.5
	3/20/18	<0.50	<0.50	<2.2	<0.18	<0.37	<2.5	<0.24	<0.17	<0.41	<0.26	<0.26	<0.50	<0.14	<0.50	<0.23	<2.5	<0.50	<0.50	<0.50	<0.50	<0.20	<0.33	<0.50	<0.50	<0.18	<1.5
	6/27/18	<0.50	<0.50	<2.2	<0.18	<0.37	<2.5	<0.24	<0.17	<0.41	<0.26	<0.26	<0.50	<0.14	<0.50	<0.23	<2.5	<0.50	<0.50	<0.50	<0.50	<0.20	<0.33	<0.50	<0.50	<0.18	<1.5
	4/14/22	**not accessible**																									
	11/4/22	<0.30	<0.86	<0.42	<0.59	<1.4	<1.2	<0.30	<0.29	<0.58	<0.47	<0.53	<0.33	<1.0	<1.0	<0.32	<1.1	<0.35	<0.41	<0.29	<0.30	<0.34	<0.32	<0.45	<0.36	<0.17	<1.05
	11/4/22 D	<0.30	<0.86	<0.42	<0.59	<1.4	<1.2	<0.30	<0.29	<0.58	<0.47	<0.53	<0.33	<1.0	<1.0	<0.32	<1.1	<0.35	<0.41	<0.29	<0.30	<0.34	<0.32	<0.45	<0.36	<0.17	<1.05
	5/28/24	<0.3	<0.71	<0.33	<0.37	<0.62	<0.33	<0.43	<0.43	<0.43	<0.32	<0.5	<0.33	<0.34	<0.47	<0.79	<1.4	<0.39	<0.47	<0.33	<0.33	<0.42	<0.38	<0.35	<0.41	<0.15	<1.01

TABLE 4
Groundwater Sampling Analytical Results
Former Kitzinger Site
2529 East Norwich Avenue, St. Francis, Wisconsin
BRRTS 02-41-560089

	Date Collected	Benzene	n-Butyl benzene	sec-Butyl benzene	tert-Butyl benzene	Chloroethane	Chloroform	1,1-DCA	1,2-DCA	1,1-DCE	cis-1,2-DCE	trans-1,2-DCE	Ethylbenzene	Isopropyl benzene (Cumene)	p-Isopropyl toluene	Methylene Chloride	Naphthalene	n-Propyl benzene	PCE	Toluene	1,1,1-TCA	1,1,2-TCA	TCE	1,2,4-TMB	1,3,5-TMB	Vinyl chloride	Xylenes
	NR 140 ES	5.0	NS	NS	NS	400	6.0	850	5.0	7.0	70	100	700	NS	NS	5.0	100	NS	5.0	800	200	5.0	5.0	480		0.2	2,000
	NR 140 PAL	0.5	NS	NS	NS	80	0.6	85	0.5	0.7	7.0	20	140	NS	NS	0.5	10	NS	0.5	160	40	0.5	0.5	96		0.02	400
KMW-3	7/12/13	<0.50	<0.40	<0.60	<0.42	<0.44	<0.69	<0.28	<0.48	<0.43	<0.42	<0.37	<0.50	<0.34	<0.40	<0.36	<2.5	<0.50	<0.47	<0.44	<0.44	<0.39	<0.43	<0.57	<2.5	<0.18	<1.32
	12/8/17	<0.50	<0.50	<2.2	<0.18	<0.37	<2.5	<0.24	<0.17	<0.41	<0.26	<0.26	<0.50	<0.14	<0.50	<0.23	<2.5	<0.50	<0.50	<0.50	<0.50	<0.20	<0.33	<0.50	<0.50	<0.18	<1.5
	3/20/18	<0.50	<0.50	<2.2	<0.18	<0.37	<2.5	<0.24	<0.17	<0.41	<0.26	<0.26	<0.50	<0.14	<0.50	<0.23	<2.5	<0.50	<0.50	<0.50	<0.50	<0.20	<0.33	<0.50	<0.50	<0.18	<1.5
	6/27/18	<0.50	<0.50	<2.2	<0.18	<0.37	<2.5	<0.24	<0.17	<0.41	<0.26	<0.26	2.4	<0.14	<0.50	<0.23	<2.5	<0.50	<0.50	<0.50	<0.50	<0.20	<0.33	<0.50	<0.50	<0.18	<1.5
	4/14/22	<0.30	<0.86	<0.42	<0.59	<1.4	<1.2	<0.30	<0.29	<0.58	<0.47	<0.53	<0.33	<1.0	<1.0	<0.32	<1.1	<0.35	<0.41	<0.29	<0.30	<0.34	<0.32	<0.45	<0.36	<0.17	<1.05
	11/4/22	<0.30	<0.86	<0.42	<0.59	<1.4	<1.2	<0.30	<0.29	<0.58	<0.47	<0.53	<0.33	<1.0	<1.0	<0.32	<1.1	<0.35	<0.41	<0.29	<0.30	<0.34	<0.32	<0.45	<0.36	<0.17	<1.05
	5/29/24	<0.3	<0.71	<0.33	<0.37	<0.62	<0.33	<0.43	<0.43	<0.43	<0.32	<0.5	<0.33	<0.34	<0.47	<0.79	<1.4	<0.39	<0.47	<0.33	<0.33	<0.42	<0.38	<0.35	<0.41	<0.15	<1.01
KMW-4	12/8/17	<0.50	<0.50	<2.2	<0.18	<0.37	<2.5	<0.24	<0.17	<0.41	3.0	0.61J	<0.50	<0.14	<0.50	<0.23	<2.5	<0.50	<0.50	<0.50	<0.50	<0.20	*0.98J*	<0.50	<0.50	**6.5**	<1.5
	12/8/17 D	**6.6**	10	6.2	0.56J	57.3	<2.5	48.9	**19**	<0.41	*15.9*	0.48J	55.3	14.1	5.9	*1.0J*	*56.2*	19.2	*1.0*	<0.50	3.9	<0.20	**13.9**	*120*	*20.6*	**6.1**	261.9
	3/20/18	<0.50	<0.50	<2.2	<0.18	<0.37	<2.5	0.83J	<0.17	<0.41	*12.6*	1.7	<0.50	<0.14	<0.50	<0.23	<2.5	<0.50	<0.50	<0.50	<0.50	<0.20	*2.5*	<0.50	<0.50	**3.8**	<1.5
	6/28/18	<0.50	<0.50	<2.2	<0.18	<0.37	<2.5	1.8	<0.17	<0.41	*32.2*	3.8	<0.50	<0.14	<0.50	<0.23	<2.5	<0.50	*0.68J*	<0.50	3.9	<0.20	**14.8**	<0.50	<0.50	**4.1**	<1.5
	4/15/22	<0.30	<0.86	<0.42	<0.59	<1.4	<1.2	1.4	<0.29	<0.58	0.55J	0.66J	<0.33	<1.0	<1.0	<0.32	<1.1	<0.35	*2.4*	<0.29	6.5	<0.34	**23.6**	<0.45	<0.36	<0.17	<1.05
	4/15/22 D	<0.30	<0.86	<0.42	<0.59	<1.4	<1.2	1.3	<0.29	<0.58	0.55J	0.61J	<0.33	<1.0	<1.0	<0.32	<1.1	<0.35	*2.4*	<0.29	6.1	<0.34	**23.4**	<0.45	<0.36	<0.17	<1.05
	11/4/22	<0.30	<0.86	<0.42	<0.59	<1.4	<1.2	1.7	<0.29	<0.58	5.2	0.83J	<0.33	<1.0	<1.0	<0.32	<1.1	<0.35	0.47J	<0.29	3.4	<0.34	**10.8**	<0.45	<0.36	<0.17	<1.05
	5/28/24	<0.3	<0.71	<0.33	<0.37	<0.62	<0.33	<0.43	<0.43	<0.43	0.35J	0.7J	<0.33	<0.34	<0.47	<0.79	<1.4	<0.39	3.05	<0.33	7.3	<0.42	**25.2**	<0.35	<0.41	<0.15	<1.01
KMW-5	3/20/18	<0.50	<0.50	<2.2	<0.18	<0.37	<2.5	<0.24	<0.17	<0.41	<0.26	<0.26	<0.50	<0.14	<0.50	<0.23	<2.5	<0.50	<0.50	<0.50	<0.50	<0.20	<0.33	<0.50	<0.50	<0.18	<1.5
	6/27/18	<0.50	<0.50	<2.2	<0.18	<0.37	<2.5	0.30J	<0.17	<0.41	<0.26	<0.26	<0.50	<0.14	<0.50	<0.23	<2.5	<0.50	<0.50	<0.50	3.8	<0.20	0.45J	<0.50	<0.50	<0.18	<1.5
	4/14/22	<0.30	<0.86	<0.42	<0.59	<1.4	<1.2	<0.30	<0.29	<0.58	<0.47	<0.53	<0.33	<1.0	<1.0	<0.32	<1.1	<0.35	<0.41	<0.29	3.6	<0.34	*0.71J*	<0.45	<0.36	<0.17	<1.05
	11/4/22	<0.30	<0.86	<0.42	<0.59	<1.4	<1.2	<0.30	<0.29	<0.58	<0.47	<0.53	<0.33	<1.0	<1.0	<0.32	<1.1	<0.35	<0.41	<0.29	6.4	<0.34	*0.55J*	<0.45	<0.36	<0.17	<1.05
	5/29/24	<0.3	<0.71	<0.33	<0.37	<0.62	<0.33	<0.43	<0.43	<0.43	<0.32	<0.5	<0.33	<0.34	<0.47	<0.79	<1.4	<0.39	<0.47	<0.33	3.8	<0.42	0.47J	<0.35	<0.41	<0.15	<1.01
KMW-6	3/21/18	<0.50	<0.50	<2.2	<0.18	<0.37	<2.5	<0.24	<0.17	<0.41	0.80J	<0.26	<0.50	<0.14	<0.50	<0.23	<2.5	<0.50	<0.50	<0.50	<0.50	<0.20	*4.3*	<0.50	<0.50	<0.18	<1.5
	6/27/18	<0.50	<0.50	<2.2	<0.18	<0.37	<2.5	<0.24	<0.17	<0.41	*10.3*	1.1	<0.50	<0.14	<0.50	<0.23	<2.5	<0.50	<0.50	<0.50	<0.50	<0.20	**24.3**	<0.50	<0.50	**0.35J**	<1.5
	4/15/22	<0.30	<0.86	<0.42	<0.59	<1.4	<1.2	<0.30	<0.29	<0.58	2.8	<0.53	<0.33	<1.0	<1.0	<0.32	<1.1	<0.35	<0.41	<0.29	<0.30	<0.34	**8.9**	<0.45	<0.36	<0.17	<1.05
	4/15/22 D	<0.30	<0.86	<0.42	<0.59	<1.4	<1.2	<0.30	<0.29	<0.58	2.9	0.53J	<0.33	<1.0	<1.0	<0.32	<1.1	<0.35	<0.41	<0.29	<0.30	<0.34	**9.6**	<0.45	<0.36	<0.17	<1.05
	11/4/22	<0.30	<0.86	<0.42	<0.59	<1.4	<1.2	<0.30	<0.29	<0.58	*7.7*	1.9	<0.33	<1.0	<1.0	<0.32	<1.1	<0.35	<0.41	<0.29	<0.30	<0.34	**52.9**	<0.45	<0.36	**0.22J**	<1.05
	5/29/24	<0.3	<0.71	<0.33	<0.37	<0.62	<0.33	<0.43	<0.43	<0.43	5.5	1.19J	<0.33	<0.34	<0.47	<0.79	<1.4	<0.39	<0.47	<0.33	<0.33	<0.42	**27.4**	<0.35	<0.41	**0.31J**	<1.01
KPZ-1	12/8/17	<0.50	<0.50	<2.2	<0.18	<0.37	<2.5	<0.24	<0.17	<0.41	<0.26	<0.26	<0.50	<0.14	<0.50	<0.23	<2.5	<0.50	<0.50	<0.50	<0.50	<0.20	<0.33	<0.50	<0.50	<0.18	<1.5
	3/20/18	<0.50	<0.50	<2.2	<0.18	<0.37	<2.5	<0.24	<0.17	<0.41	<0.26	<0.26	<0.50	<0.14	<0.50	<0.23	<2.5	<0.50	<0.50	<0.50	<0.50	<0.20	<0.33	<0.50	<0.50	<0.18	<1.5
	6/28/18	<0.50	<0.50	<2.2	<0.18	<0.37	<2.5	<0.24	<0.17	<0.41	<0.26	<0.26	<0.50	<0.14	<0.50	<0.23	<2.5	<0.50	<0.50	<0.50	<0.50	<0.20	<0.33	<0.50	<0.50	<0.18	<1.5
	6/28/18 D	<0.50	<0.50	<2.2	<0.18	<0.37	<2.5	<0.24	<0.17	<0.41	<0.26	<0.26	<0.50	<0.14	<0.50	<0.23	<2.5	<0.50	<0.50	<0.50	<0.50	<0.20	<0.33	<0.50	<0.50	<0.18	<1.5
	4/15/22	<0.30	<0.86	<0.42	<0.59	<1.4	<1.2	<0.30	<0.29	<0.58	<0.47	<0.53	<0.33	<1.0	<1.0	<0.32	<1.1	<0.35	<0.41	<0.29	<0.30	<0.34	<0.32	<0.45	<0.36	<0.17	<1.05
	11/4/22	<0.30	<0.86	<0.42	<0.59	<1.4	<1.2	<0.30	<0.29	<0.58	<0.47	<0.53	<0.33	<1.0	<1.0	<0.32	<1.1	<0.35	<0.41	<0.29	<0.30	<0.34	<0.32	<0.45	<0.36	<0.17	<1.05
	5/28/24	<0.3	<0.71	<0.33	<0.37	<0.62	<0.33	<0.43	<0.43	<0.43	<0.32	<0.5	<0.33	<0.34	<0.47	<0.79	<1.4	<0.39	<0.47	<0.33	<0.33	<0.42	0.39J	<0.35	<0.41	<0.15	<1.01
KPZ-2	12/8/17	<0.50	<0.50	<2.2	<0.18	<0.37	<2.5	<0.24	<0.17	<0.41	<0.26	<0.26	<0.50	<0.14	<0.50	<0.23	<2.5	<0.50	<0.50	<0.50	<0.50	<0.20	<0.33	<0.50	<0.50	<0.18	<1.5
	3/21/18	<0.50	<0.50	<2.2	<0.18	<0.37	<2.5	<0.24	<0.17	<0.41	<0.26	<0.26	<0.50	<0.14	<0.50	<0.23	<2.5	<0.50	<0.50	<0.50	<0.50	<0.20	<0.33	<0.50	<0.50	<0.18	<1.5
	6/28/18	<0.50	<0.50	<2.2	<0.18	<0.37	<2.5	<0.24	<0.17	<0.41	<0.26	<0.26	<0.50	<0.14	<0.50	<0.23	<2.5	<0.50	<0.50	<0.50	<0.50	<0.20	<0.33	<0.50	<0.50	<0.18	<1.5
	4/14/22	<0.30	<0.86	<0.42	<0.59	<1.4	<1.2	<0.30	<0.29	<0.58	<0.47	<0.53	<0.33	<1.0	<1.0	<0.32	<1.1	<0.35	<0.41	<0.29	<0.30	<0.34	<0.32	<0.45	<0.36	<0.17	<1.05
	11/4/22	<0.30	<0.86	<0.42	<0.59	<1.4	<1.2	<0.30	<0.29	<0.58	<0.47	<0.53	<0.33	<1.0	<1.0	<0.32	<1.1	<0.35	<0.41	<0.29	<0.30	<0.34	<0.32	<0.45	<0.36	<0.17	<1.05
	5/29/24	<0.3	<0.71	<0.33	<0.37	<0.62	<0.33	<0.43	<0.43	<0.43	<0.32	<0.5	<0.33	<0.34	<0.47	<0.79	<1.4	<0.39	<0.47	<0.33	<0.33	<0.42	<0.38	<0.35	<0.41	<0.15	<1.01
PZ-3	5/29/24	<0.3	<0.71	<0.33	<0.37	<0.62	<0.33	<0.43	<0.43	<0.43	<0.32	<0.5	<0.33	<0.34	<0.47	<0.79	<1.4	<0.39	<0.47	<0.33	<0.33	<0.42	<0.38	<0.35	<0.41	<0.15	<1.01
	5/29/24 D	<0.3	<0.71	<0.33	<0.37	<0.62	<0.33	<0.43	<0.43	<0.43	<0.32	<0.5	<0.33	<0.34	<0.47	<0.79	<1.4	<0.39	<0.47	<0.33	<0.33	<0.42	<0.38	<0.35	<0.41	<0.15	<1.01

TABLE 4
Groundwater Sampling Analytical Results
Former Kitzinger Site
2529 East Norwich Avenue, St. Francis, Wisconsin
BRRTS 02-41-560089

	Date Collected	Benzene	n-Butyl benzene	sec-Butyl benzene	tert-Butyl benzene	Chloroethane	Chloroform	1,1-DCA	1,2-DCA	1,1-DCE	cis-1,2-DCE	trans-1,2-DCE	Ethylbenzene	Isopropyl benzene (Cumene)	p-Isopropyl toluene	Methylene Chloride	Naphthalene	n-Propyl benzene	PCE	Toluene	1,1,1-TCA	1,1,2-TCA	TCE	1,2,4-TMB	1,3,5-TMB	Vinyl chloride	Xylenes
	NR 140 ES	5.0	NS	NS	NS	400	6.0	850	5.0	7.0	70	100	700	NS	NS	5.0	100	NS	5.0	800	200	5.0	5.0	480		0.2	2,000
	NR 140 PAL	0.5	NS	NS	NS	80	0.6	85	0.5	0.7	7.0	20	140	NS	NS	0.5	10	NS	0.5	160	40	0.5	0.5	96		0.02	400
PZ-4	5/29/24	<0.3	<0.71	<0.33	<0.37	<0.62	<0.33	28.5	<0.43	*1.18J*	*38*	1.37J	<0.33	<0.34	<0.47	<0.79	<1.4	<0.39	**8.9**	<0.33	19.1	<0.42	**117**	<0.35	<0.41	**3.4**	<1.01
	5/29/24 D	<0.3	<0.71	<0.33	<0.37	<0.62	<0.33	26.6	<0.43	*0.82J*	*32*	1.07J	<0.33	<0.34	<0.47	<0.79	<1.4	<0.39	**8.5**	<0.33	15.6	<0.42	**108**	<0.35	<0.41	**2.51**	<1.01

Notes
All results are expressed in micrograms per liter (µg/L), equivalent to parts per billion (ppb).
Results presented in *underlined italic type* exceed the NR 140 PAL
Results presented in **bold type** exceed the NR 140 ES
J - Results between the limit of detection and limit of quantitation
NS - No Standard
DCA - Dichloroethane
DCE - Dichloroethene
PCE - Tetrachloroethene
TCA - Trichloroethane
TCE - Trichloroethene
TMB - Trimethylbenzenes
VOCs - volatile organic compounds
NR 140 PAL - Wisconsin Administrative Code Chapter NR 140 Preventive Action Limit (February 2017)
NR 140 ES - Wisconsin Administrative Code Chapter NR 140 Enforcement Standard (February 2017)

FIGURES

FIGURE 1 – DETAILED SITE LAYOUT

FIGURE 2 – FILL SOIL SAMPLING RESULTS

FIGURE 3 – NATIVE SOIL SAMPLING RESULTS

FIGURE 4 – CROSS SECTION A-A'

FIGURE 5 – CROSS SECTION B-B'

FIGURE 6 – PERCHED GROUNDWATER ELEVATION CONTOURS

FIGURE 7 – DEEP GROUNDWATER ELEVATION CONTOURS

FIGURE 8 – PERCHED GROUNDWATER SAMPLING RESULTS

FIGURE 9 – DEEP GROUNDWATER SAMPLING RESULTS

FIGURE 10 – PROPOSED INVESTIGATION ACTIVITY

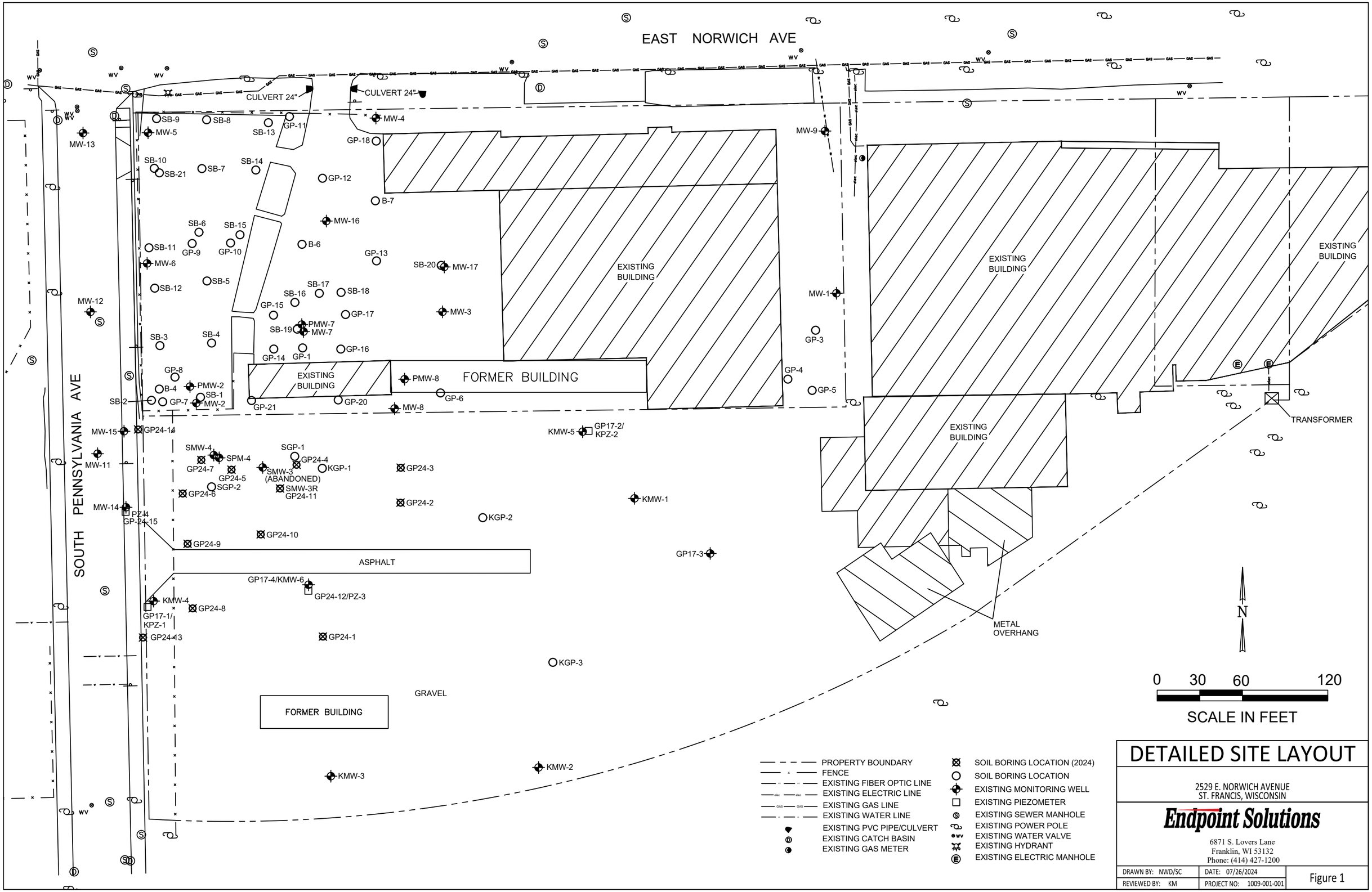

DETAILED SITE LAYOUT

2529 E. NORWICH AVENUE
ST. FRANCIS, WISCONSIN

Endpoint Solutions

6871 S. Lovers Lane
Franklin, WI 53132
Phone: (414) 427-1200

DRAWN BY: NWD/SC	DATE: 07/26/2024	Figure 1
REVIEWED BY: KM	PROJECT NO: 1009-001-001	

G:\Shared drives\Projects\2024.0675 - 2529 East Norwich Avenue, St. Francis, WI 53235\2024.0675-Former Kitzinger Site_2529 E Norwich Ave, St Francis, WI-Figures_20240807.dwg

Notes

All results are expressed in milligrams per kilogram (mg/kg), equivalent to parts per million (ppm).
Results presented in *italic* type exceed the NR720 RCL for Industrial Direct Contact (applicable to 0 to 4 feet)
Results presented in **bold** type exceed the NR720 RCL for Groundwater Pathway
All detections in soil are presented. VOCs detected in groundwater that have an NR720 Groundwater Pathway RCL are also presented.
J- Results between the limit of detection and limit of quantitation
bgs - below ground surface
NS - No Standard
DCA - Dichloroethane
DCE - Dichloroethene
PCE - Tetrachloroethene
TCA - Trichloroethane
TCE - Trichloroethene
TMB - Trimethylbenzenes
VOCs - volatile organic compounds
NR720 RCL - Wisconsin Administrative Code Chapter NR720 Residual Contaminant Level (March 2017)

	NR720 RCL for Groundwater	NR720 RCL for Industrial Direct
Benzene	0.0051	7.07
1,1-DCA	0.4834	22.2
1,2-DCA	0.0028	2.87
1,1-DCE	0.005	1,190
cis-1,2-DCE	0.0412	2,340
trans-1,2-DCE	0.0626	1,850
Ethylbenzene	1.57	35.4
Naphthalene	0.6582	24.1
PCE	0.0045	145
Toluene	1.1072	818
1,1,1-TCA	0.1402	640
TCE	0.0036	8.41
1,2,4-TMB	1.3787	219
1,3,5-TMB		182
Vinyl Chloride	0.0001	2.08
Total Xylenes	3.96	260

GP24-5		
Date Collected	4/30/2024	
Depth (feet bgs)	1-3	5-7
Benzene	<0.025	**19.5**
1,1-DCA	<0.033	**168**
1,2-DCA	<0.042	**34**
1,1-DCE	<0.049	**<4.9**
cis-1,2-DCE	<0.027	**930**
trans-1,2-DCE	<0.03	**5.2 J**
Ethylbenzene	0.034 J	**2,030**
Naphthalene	<0.12	**420**
PCE	**0.84**	**25.5**
Toluene	0.032 J	**1,260**
1,1,1-TCA	0.077 J	<3.0
TCE	**0.96**	**1,010**
1,2,4-TMB	0.056 J	**570**
1,3,5-TMB	<0.031	**148**
Vinyl Chloride	<0.036	**66**
Total Xylenes	0.212 J	**12,280**

GP24-11	
Date Collected	4/30/2024
Depth (feet bgs)	1-3
Benzene	<0.025
1,1-DCA	0.088 J
1,2-DCA	<0.042
1,1-DCE	<0.049
cis-1,2-DCE	**0.129**
trans-1,2-DCE	<0.03
Ethylbenzene	<0.023
Naphthalene	<0.12
PCE	**2.17**
Toluene	<0.031
1,1,1-TCA	**0.49**
TCE	**5.4**
1,2,4-TMB	0.036 J
1,3,5-TMB	<0.031
Vinyl Chloride	<0.036
Total Xylenes	0.097 J

SB-2	
Date Collected	7/21/1997
Depth (feet bgs)	2-4
Benzene	<0.0046
1,1-DCA	0.013
1,2-DCA	<0.012
1,1-DCE	<0.012
cis-1,2-DCE	0.16
trans-1,2-DCE	<0.012
Ethylbenzene	<0.012
Naphthalene	<0.058
PCE	**0.044**
Toluene	<0.012
1,1,1-TCA	0.041
TCE	**0.66**
1,2,4-TMB	<0.023
1,3,5-TMB	<0.023
Vinyl Chloride	<0.012
Total Xylenes	<0.035

GP-7	
Date Collected	11/11/1996
Depth (feet bgs)	4-5
Benzene	**0.03**
1,1-DCA	0.031
1,2-DCA	<0.0060
1,1-DCE	<0.010
cis-1,2-DCE	0.3
trans-1,2-DCE	<0.024
Ethylbenzene	0.28
Naphthalene	0.11
PCE	**0.24**
Toluene	0.16
1,1,1-TCA	0.093
TCE	**2.80**
1,2,4-TMB	0.029
1,3,5-TMB	0.027
Vinyl Chloride	<0.060
Total Xylenes	0.156

GP24-7		
Date Collected	4/30/2024	
Depth (feet bgs)	2-4	5-7
Benzene	**0.033 J**	**0.221 J**
1,1-DCA	0.104 J	**1.11**
1,2-DCA	<0.042	**0.235 J**
1,1-DCE	<0.049	<0.245
cis-1,2-DCE	**0.10 J**	**2.39**
trans-1,2-DCE	<0.03	<0.15
Ethylbenzene	0.25	**71**
Naphthalene	0.6	**21.1**
PCE	**15.2**	**0.47 J**
Toluene	0.165	**68**
1,1,1-TCA	**0.76**	<0.15
TCE	**6.3**	**0.282 J**
1,2,4-TMB	0.61	**94**
1,3,5-TMB	0.298	**27**
Vinyl Chloride	<0.036	**1.52**
Total Xylenes	1.30	**250**

SB-1	
Date Collected	7/21/1997
Depth (feet bgs)	2-4
Benzene	<0.0024
1,1-DCA	0.027
1,2-DCA	<0.0060
1,1-DCE	<0.0060
cis-1,2-DCE	0.12
trans-1,2-DCE	<0.0060
Ethylbenzene	<0.0060
Naphthalene	<0.030
PCE	**0.035**
Toluene	<0.0060
1,1,1-TCA	0.04
TCE	**0.54**
1,2,4-TMB	<0.012
1,3,5-TMB	<0.012
Vinyl Chloride	<0.006
Total Xylenes	<0.018

GP-20	
Date Collected	11/12/1996
Depth (feet bgs)	2
Benzene	**0.031**
1,1-DCA	0.063
1,2-DCA	<0.006
1,1-DCE	<0.010
cis-1,2-DCE	**94**
trans-1,2-DCE	<0.024
Ethylbenzene	0.044
Naphthalene	0.14
PCE	**0.019**
Toluene	0.20
1,1,1-TCA	**1.1**
TCE	**0.18**
1,2,4-TMB	0.06
1,3,5-TMB	0.041
Vinyl Chloride	<0.006
Total Xylenes	0.29

GP24-4	
Date Collected	4/30/2024
Depth (feet bgs)	2-4
Benzene	<0.25
1,1-DCA	<0.33
1,2-DCA	<0.42
1,1-DCE	<0.49
cis-1,2-DCE	<0.27
trans-1,2-DCE	<0.3
Ethylbenzene	<0.23
Naphthalene	<1.2
PCE	**1.39 J**
Toluene	<0.31
1,1,1-TCA	**9.0**
TCE	***11.7***
1,2,4-TMB	<0.35
1,3,5-TMB	0.49 J
Vinyl Chloride	<0.36
Total Xylenes	0.96 J

KGP-1	
Date Collected	6/28/2013
Depth (feet bgs)	2-4
Benzene	<0.025
1,1-DCA	0.0805
1,2-DCA	<0.025
1,1-DCE	<0.025
cis-1,2-DCE	**0.0877**
trans-1,2-DCE	<0.025
Ethylbenzene	<0.025
Naphthalene	<0.025
PCE	**0.655**
Toluene	<0.025
1,1,1-TCA	**0.193**
TCE	**2.34**
1,2,4-TMB	<0.025
1,3,5-TMB	<0.025
Vinyl Chloride	<0.025
Total Xylenes	<0.075

GP-6	
Date Collected	1/22/1996
Depth (feet bgs)	0-4
Benzene	<0.0060
1,1-DCA	<0.060
1,2-DCA	<0.060
1,1-DCE	<0.060
cis-1,2-DCE	<0.060
trans-1,2-DCE	<0.060
Ethylbenzene	<0.060
Naphthalene	**2.58**
PCE	**0.133**
Toluene	<0.060
1,1,1-TCA	<0.060
TCE	**2.01**
1,2,4-TMB	<0.060
1,3,5-TMB	<0.060
Vinyl Chloride	<0.060
Total Xylenes	0.122

GP24-3	
Date Collected	4/30/2024
Depth (feet bgs)	2-4
Benzene	<0.25
1,1-DCA	**2.8**
1,2-DCA	<0.42
1,1-DCE	<0.49
cis-1,2-DCE	**4.7**
trans-1,2-DCE	**0.69 J**
Ethylbenzene	1.13
Naphthalene	**1.52 J**
PCE	**2.86**
Toluene	1.09 J
1,1,1-TCA	**1.35**
TCE	**5.8**
1,2,4-TMB	**5.0**
1,3,5-TMB	**2.05**
Vinyl Chloride	**2.7**
Total Xylenes	**6.31**

GP24-2	
Date Collected	4/30/2024
Depth (feet bgs)	1-3
Benzene	<0.025
1,1-DCA	<0.033
1,2-DCA	<0.042
1,1-DCE	<0.049
cis-1,2-DCE	0.039 J
trans-1,2-DCE	<0.03
Ethylbenzene	<0.023
Naphthalene	0.133 J
PCE	<0.039
Toluene	<0.031
1,1,1-TCA	<0.03
TCE	**0.53**
1,2,4-TMB	0.051 J
1,3,5-TMB	<0.031
Vinyl Chloride	<0.036
Total Xylenes	<0.092

GP24-6	
Date Collected	4/30/2024
Depth (feet bgs)	2-4
Benzene	<0.025
1,1-DCA	0.114 J
1,2-DCA	<0.042
1,1-DCE	<0.049
cis-1,2-DCE	**0.42**
trans-1,2-DCE	<0.03
Ethylbenzene	0.109
Naphthalene	0.136 J
PCE	**2.3**
Toluene	0.29
1,1,1-TCA	**0.18**
TCE	***15.1***
1,2,4-TMB	0.39
1,3,5-TMB	0.172
Vinyl Chloride	<0.036
Total Xylenes	0.504

GP24-10		
Date Collected	4/30/2024	
Depth (feet bgs)	1-3	5-7
Benzene	<0.125	<0.025
1,1-DCA	**3.5**	**0.64**
1,2-DCA	<0.21	<0.042
1,1-DCE	**0.267 J**	<0.049
cis-1,2-DCE	**1.41**	**6.0**
trans-1,2-DCE	<0.15	**0.292**
Ethylbenzene	0.196 J	<0.023
Naphthalene	<0.6	<0.12
PCE	**28.7**	**1.56**
Toluene	0.35 J	<0.031
1,1,1-TCA	**15**	**2.76**
TCE	***32***	**0.268**
1,2,4-TMB	<0.175	<0.035
1,3,5-TMB	<0.155	<0.031
Vinyl Chloride	<0.18	**0.161**
Total Xylenes	0.80 J	<0.092

GP24-15	
Date Collected	5/1/2024
Depth (feet bgs)	2-4
Benzene	<0.025
1,1-DCA	<0.033
1,2-DCA	<0.042
1,1-DCE	<0.049
cis-1,2-DCE	<0.027
trans-1,2-DCE	<0.03
Ethylbenzene	<0.023
Naphthalene	<0.12
PCE	<0.039
Toluene	<0.031
1,1,1-TCA	0.033 J
TCE	**0.139 J**
1,2,4-TMB	<0.035
1,3,5-TMB	<0.031
Vinyl Chloride	<0.036
Total Xylenes	<0.092

GP24-9	
Date Collected	4/30/2024
Depth (feet bgs)	1-3
Benzene	<0.025
1,1-DCA	<0.033
1,2-DCA	<0.042
1,1-DCE	<0.049
cis-1,2-DCE	<0.027
trans-1,2-DCE	<0.03
Ethylbenzene	<0.023
Naphthalene	<0.12
PCE	**0.32**
Toluene	<0.031
1,1,1-TCA	0.033 J
TCE	**0.7**
1,2,4-TMB	<0.035
1,3,5-TMB	<0.031
Vinyl Chloride	<0.036
Total Xylenes	<0.092

GP17-4		
Date Collected	11/21/2017	
Depth (feet bgs)	0-2	4-6
Benzene	<0.025	<0.025
1,1-DCA	<0.025	<0.025
1,2-DCA	<0.025	<0.025
1,1-DCE	<0.025	<0.025
cis-1,2-DCE	<0.025	<0.025
trans-1,2-DCE	<0.025	<0.025
Ethylbenzene	<0.025	<0.025
Naphthalene	<0.040	<0.040
PCE	<0.025	<0.025
Toluene	<0.025	<0.025
1,1,1-TCA	<0.025	<0.025
TCE	**0.045J**	**0.40**
1,2,4-TMB	<0.025	<0.025
1,3,5-TMB	<0.025	<0.025
Vinyl Chloride	<0.025	<0.025
Total Xylenes	<0.075	<0.075

GP24-12	
Date Collected	4/30/2024
Depth (feet bgs)	1-3
Benzene	<0.025
1,1-DCA	<0.033
1,2-DCA	<0.042
1,1-DCE	<0.049
cis-1,2-DCE	<0.027
trans-1,2-DCE	<0.03
Ethylbenzene	<0.023
Naphthalene	<0.12
PCE	<0.039
Toluene	<0.031
1,1,1-TCA	<0.03
TCE	**0.081 J**
1,2,4-TMB	<0.035
1,3,5-TMB	<0.031
Vinyl Chloride	<0.036
Total Xylenes	<0.092

GP24-8	
Date Collected	4/30/2024
Depth (feet bgs)	1-3
Benzene	**0.44**
1,1-DCA	0.085 J
1,2-DCA	<0.042
1,1-DCE	<0.049
cis-1,2-DCE	**1.51**
trans-1,2-DCE	**0.241**
Ethylbenzene	0.41
Naphthalene	0.203 J
PCE	**3.8**
Toluene	**8.3**
1,1,1-TCA	**0.281**
TCE	***22.8***
1,2,4-TMB	0.239
1,3,5-TMB	0.175
Vinyl Chloride	<0.036
Total Xylenes	2.54

GP24-13	
Date Collected	5/1/2024
Depth (feet bgs)	6-8
Benzene	<0.025
1,1-DCA	<0.033
1,2-DCA	<0.042
1,1-DCE	<0.049
cis-1,2-DCE	<0.027
trans-1,2-DCE	<0.03
Ethylbenzene	<0.023
Naphthalene	<0.12
PCE	<0.039
Toluene	<0.031
1,1,1-TCA	<0.03
TCE	<0.039
1,2,4-TMB	<0.035
1,3,5-TMB	<0.031
Vinyl Chloride	<0.036
Total Xylenes	<0.092

KMW-1	
Date Collected	6/28/2013
Depth (feet bgs)	2-4
Benzene	<0.025
1,1-DCA	<0.025
1,2-DCA	<0.025
1,1-DCE	<0.025
cis-1,2-DCE	**0.0585J**
trans-1,2-DCE	<0.025
Ethylbenzene	<0.025
Naphthalene	<0.025
PCE	**0.0589J**
Toluene	<0.025
1,1,1-TCA	<0.025
TCE	**0.0493J**
1,2,4-TMB	<0.025
1,3,5-TMB	<0.025
Vinyl Chloride	<0.025
Total Xylenes	<0.075

KGP-3	
Date Collected	6/28/2013
Depth (feet bgs)	2-4
Benzene	<0.025
1,1-DCA	<0.025
1,2-DCA	<0.025
1,1-DCE	<0.025
cis-1,2-DCE	**0.204**
trans-1,2-DCE	<0.025
Ethylbenzene	<0.025
Naphthalene	<0.025
PCE	<0.025
Toluene	<0.025
1,1,1-TCA	<0.025
TCE	**0.0359J**
1,2,4-TMB	<0.025
1,3,5-TMB	<0.025
Vinyl Chloride	<0.025
Total Xylenes	<0.075

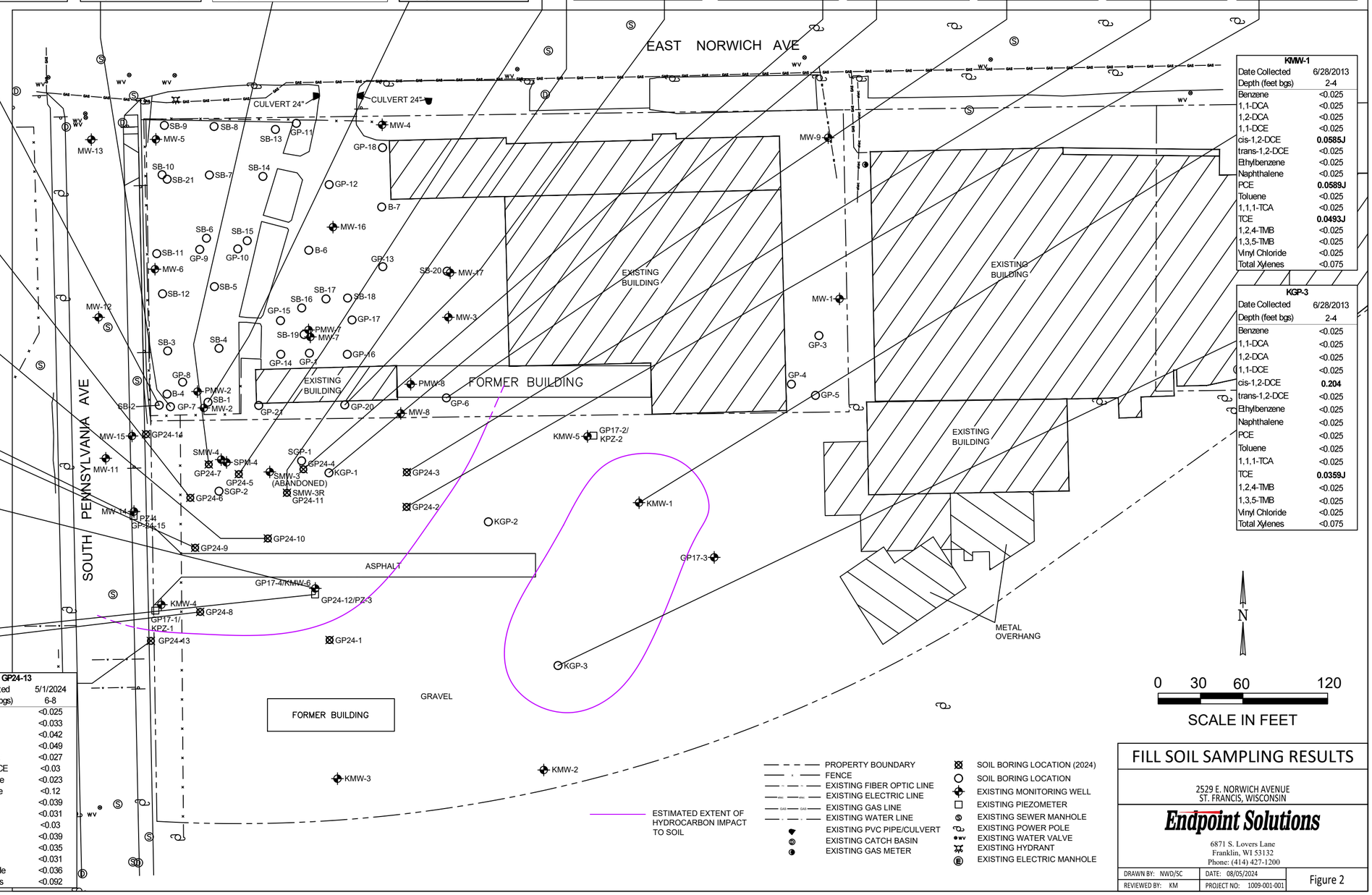

PROPERTY BOUNDARY
FENCE
EXISTING FIBER OPTIC LINE
EXISTING ELECTRIC LINE
EXISTING GAS LINE
EXISTING WATER LINE
EXISTING PVC PIPE/CULVERT
EXISTING CATCH BASIN
EXISTING GAS METER
ESTIMATED EXTENT OF HYDROCARBON IMPACT TO SOIL
SOIL BORING LOCATION (2024)
SOIL BORING LOCATION
EXISTING MONITORING WELL
EXISTING PIEZOMETER
EXISTING SEWER MANHOLE
EXISTING POWER POLE
EXISTING WATER VALVE
EXISTING HYDRANT
EXISTING ELECTRIC MANHOLE

FILL SOIL SAMPLING RESULTS

2529 E. NORWICH AVENUE
ST. FRANCIS, WISCONSIN

Endpoint Solutions
6871 S. Lovers Lane
Franklin, WI 53132
Phone: (414) 427-1200

DRAWN BY: NWD/SC	DATE: 08/05/2024	Figure 2
REVIEWED BY: KM	PROJECT NO: 1009-001-001	

G:\Shared drives\Projects\2024.0675 - 2529 East Norwich Avenue, St. Francis, WI 53235\2024.0675-Former Kitzinger Site_2529 E Norwich Ave, St Francis, WI-Figures_20240807.dwg

Notes
All results are expressed in milligrams per kilogram (mg/kg), equivalent to parts per million (ppm).
Results presented in *italic* type exceed the NR720 RCL for Industrial Direct Contact (applicable to 0 to 4 feet)
Results presented in **bold** type exceed the NR720 RCL for Groundwater Pathway
All detections in soil are presented. VOCs detected in groundwater that have an NR720 Groundwater Pathway RCL are also presented.
J- Results between the limit of detection and limit of quantitation
bgs - below ground surface
NS - No Standard
DCA - Dichloroethane
DCE - Dichloroethene
PCE - Tetrachloroethene
TCA - Trichloroethane
TCE - Trichloroethene
TMB - Trimethylbenzenes
VOCs - volatile organic compounds
NR720 RCL - Wisconsin Administrative Code Chapter NR720 Residual Contaminant Level (March 2017)

	NR720 RCL for Groundwater Pathway	NR720 RCL for Industrial Direct Contact
Benzene	0.0051	7.07
1,1-DCA	0.4834	22.2
1,2-DCA	0.0028	2.87
1,1-DCE	0.005	1,190
cis-1,2-DCE	0.0412	2,340
trans-1,2-DCE	0.0626	1,850
Ethylbenzene	1.57	35.4
Naphthalene	0.6582	24.1
PCE	0.0045	145
Toluene	1.1072	818
1,1,1-TCA	0.1402	640
TCE	0.0036	8.41
1,2,4-TMB	1.3787	219
1,3,5-TMB		182
Vinyl Chloride	0.0001	2.08
Total Xylenes	3.96	260

GP-21	
Date Collected	11/12/1996
Depth (feet bgs)	9-10
Benzene	**8.6**
1,1-DCA	**91**
1,2-DCA	**17**
1,1-DCE	**17**
cis-1,2-DCE	**1,700**
trans-1,2-DCE	<0.24
Ethylbenzene	**150**
Naphthalene	**52**
PCE	**72**
Toluene	270
1,1,1-TCA	<1.6
TCE	**1,100**
1,2,4-TMB	**290**
1,3,5-TMB	**83**
Vinyl Chloride	**9.4**
Total Xylenes	**570**

SGP-1	
Date Collected	9/17/2012
Depth (feet bgs)	9-10
Benzene	<0.89
1,1-DCA	<1.1
1,2-DCA	<1.3
1,1-DCE	<2.2
cis-1,2-DCE	17.4
trans-1,2-DCE	<2.2
Ethylbenzene	**17.1J**
Naphthalene	<10.7
PCE	**2.5**
Toluene	**30.4**
1,1,1-TCA	**62**
TCE	**3.3**
1,2,4-TMB	**29.4**
1,3,5-TMB	**7.2**
Vinyl Chloride	<1.6
Total Xylenes	**80.2**

GP24-11		
Date Collected	4/30/2024	
Depth (feet bgs)	5-7	15-17
Benzene	<0.025	<0.25
1,1-DCA	0.292	**7.4**
1,2-DCA	<0.042	<0.042
1,1-DCE	**0.103 J**	**0.61 J**
cis-1,2-DCE	**0.47**	**58**
trans-1,2-DCE	<0.03	**2.09**
Ethylbenzene	**9.4**	**18.9**
Naphthalene	**1.91**	**1.49 J**
PCE	**0.106 J**	**0.87 J**
Toluene	**3.9**	**18.5**
1,1,1-TCA	**5.0**	**44**
TCE	**0.053 J**	<0.39
1,2,4-TMB	**27.5**	**7.6**
1,3,5-TMB	**10.7**	**2.06**
Vinyl Chloride	**0.315**	**1.0 J**
Total Xylenes	**55.9**	**79.2**

GP24-3	
Date Collected	4/30/2024
Depth (feet bgs)	8-10
Benzene	<0.25
1,1-DCA	<0.33
1,2-DCA	<0.42
1,1-DCE	<0.49
cis-1,2-DCE	<0.27
trans-1,2-DCE	<0.3
Ethylbenzene	0.55 J
Naphthalene	<1.2
PCE	<0.39
Toluene	<0.31
1,1,1-TCA	<0.3
TCE	<0.39
1,2,4-TMB	**8.5**
1,3,5-TMB	**2.68**
Vinyl Chloride	<0.36
Total Xylenes	<0.075

KGP-2	
Date Collected	6/28/2013
Depth (feet bgs)	2-4
Benzene	<0.025
1,1-DCA	<0.025
1,2-DCA	<0.025
1,1-DCE	<0.025
cis-1,2-DCE	<0.025
trans-1,2-DCE	<0.025
Ethylbenzene	<0.025
Naphthalene	<0.025
PCE	<0.025
Toluene	<0.025
1,1,1-TCA	<0.025
TCE	<0.025
1,2,4-TMB	<0.025
1,3,5-TMB	<0.025
Vinyl Chloride	<0.025
Total Xylenes	<0.075

GP17-2			
Date Collected	11/21/2017		
Depth (feet bgs)	2-4	24-26	40-42
Benzene	<0.025	<0.025	<0.025
1,1-DCA	<0.025	<0.025	<0.025
1,2-DCA	<0.025	<0.025	<0.025
1,1-DCE	<0.025	<0.025	<0.025
cis-1,2-DCE	<0.025	<0.025	<0.025
trans-1,2-DCE	<0.025	<0.025	<0.025
Ethylbenzene	<0.025	<0.025	<0.025
Naphthalene	<0.040	<0.040	<0.040
PCE	<0.025	<0.025	<0.025
Toluene	<0.025	<0.025	<0.025
1,1,1-TCA	<0.025	<0.025	<0.025
TCE	<0.025	<0.025	<0.025
1,2,4-TMB	<0.025	<0.025	<0.025
1,3,5-TMB	<0.025	<0.025	<0.025
Vinyl Chloride	<0.025	<0.025	<0.025
Total Xylenes	<0.075	<0.075	<0.075

GP24-14			
Date Collected	5/1/2024		
Depth (feet bgs)	1-3	5-7	8-10
Benzene	<0.025	<0.025	<0.25
1,1-DCA	<0.033	0.183	<0.33
1,2-DCA	<0.042	<0.042	<0.42
1,1-DCE	<0.049	<0.049	<0.49
cis-1,2-DCE	<0.027	**0.157**	<0.27
trans-1,2-DCE	<0.03	<0.03	<0.3
Ethylbenzene	<0.023	<0.023	<0.23
Naphthalene	<0.12	<0.12	<1.2
PCE	**0.36**	**1.09**	<0.39
Toluene	<0.031	<0.031	<0.31
1,1,1-TCA	0.039 J	**0.39**	<0.3
TCE	**0.62**	**1.92**	<0.39
1,2,4-TMB	<0.035	<0.035	**13.5**
1,3,5-TMB	<0.031	<0.031	<0.31
Vinyl Chloride	<0.036	<0.036	<0.36
Total Xylenes	<0.092	<0.092	<0.92

SGP-2	
Date Collected	9/17/2012
Depth (feet bgs)	7.5-10
Benzene	<0.89
1,1-DCA	4.4
1,2-DCA	<1.3
1,1-DCE	<2.2
cis-1,2-DCE	**116**
trans-1,2-DCE	<2.2
Ethylbenzene	**106**
Naphthalene	**14.7J**
PCE	**4.2J**
Toluene	**126**
1,1,1-TCA	**3.4J**
TCE	<1.7
1,2,4-TMB	**112**
1,3,5-TMB	**34**
Vinyl Chloride	**11.3**
Total Xylenes	**415**

SMW-4	
Date Collected	9/17/2012
Depth (feet bgs)	9-10
Benzene	<0.89
1,1-DCA	<1.1
1,2-DCA	<1.3
1,1-DCE	<2.2
cis-1,2-DCE	**3.3**
trans-1,2-DCE	<2.2
Ethylbenzene	**21.3**
Naphthalene	**16.0J**
PCE	**4.2J**
Toluene	**11.70**
1,1,1-TCA	**2.15J**
TCE	**3.4**
1,2,4-TMB	**49**
1,3,5-TMB	**14.3**
Vinyl Chloride	<1.6
Total Xylenes	**91.9**

SMW-3	
Date Collected	9/17/2012
Depth (feet bgs)	9-10
Benzene	<0.89
1,1-DCA	**11.9**
1,2-DCA	**2.22J**
1,1-DCE	**2.9J**
cis-1,2-DCE	**264**
trans-1,2-DCE	<2.2
Ethylbenzene	**55**
Naphthalene	**11.1J**
PCE	**390**
Toluene	**70.0**
1,1,1-TCA	**305**
TCE	**330**
1,2,4-TMB	**59**
1,3,5-TMB	**16.0**
Vinyl Chloride	**2.59J**
Total Xylenes	**269**

GP24-4	
Date Collected	4/30/2024
Depth (feet bgs)	8-10
Benzene	<0.25
1,1-DCA	**6.1**
1,2-DCA	<0.42
1,1-DCE	**0.7 J**
cis-1,2-DCE	**23.3**
trans-1,2-DCE	<0.3
Ethylbenzene	**56**
Naphthalene	**7.3**
PCE	**0.97 J**
Toluene	**38**
1,1,1-TCA	**58**
TCE	<0.39
1,2,4-TMB	**92**
1,3,5-TMB	**22.7**
Vinyl Chloride	**1.8**
Total Xylenes	**260**

MW-8	
Date Collected	11/12/1996
Depth (feet bgs)	4
Benzene	**0.24**
1,1-DCA	<0.070
1,2-DCA	<0.060
1,1-DCE	<0.100
cis-1,2-DCE	<0.79
trans-1,2-DCE	<0.240
Ethylbenzene	0.41
Naphthalene	4.90
PCE	<0.110
Toluene	**1.70**
1,1,1-TCA	<0.160
TCE	<0.110
1,2,4-TMB	**16**
1,3,5-TMB	**9.0**
Vinyl Chloride	<0.060
Total Xylenes	3.70

GP24-2		
Date Collected	4/30/2024	
Depth (feet bgs)	6-8	11-13
Benzene	<0.025	<0.025
1,1-DCA	<0.033	0.106 J
1,2-DCA	<0.042	<0.042
1,1-DCE	<0.049	<0.049
cis-1,2-DCE	**0.264**	**1.99**
trans-1,2-DCE	<0.03	<0.03
Ethylbenzene	<0.023	0.074 J
Naphthalene	0.12	0.33 J
PCE	<0.039	0.37
Toluene	<0.031	<0.031
1,1,1-TCA	<0.03	**0.273**
TCE	<0.039	**0.97**
1,2,4-TMB	<0.035	**4.8**
1,3,5-TMB	<0.031	**0.89**
Vinyl Chloride	<0.036	<0.036
Total Xylenes	<0.092	0.139 J

GP17-3		
Date Collected	11/21/2017	
Depth (feet bgs)	2-4	14-16
Benzene	<0.025	<0.025
1,1-DCA	<0.025	<0.025
1,2-DCA	<0.025	<0.025
1,1-DCE	<0.025	<0.025
cis-1,2-DCE	<0.025	<0.025
trans-1,2-DCE	<0.025	<0.025
Ethylbenzene	<0.025	<0.025
Naphthalene	<0.040	<0.040
PCE	<0.025	<0.025
Toluene	<0.025	<0.025
1,1,1-TCA	<0.025	<0.025
TCE	<0.025	<0.025
1,2,4-TMB	<0.025	<0.025
1,3,5-TMB	<0.025	<0.025
Vinyl Chloride	<0.025	<0.025
Total Xylenes	<0.075	<0.075

KMW-2	
Date Collected	6/28/2013
Depth (feet bgs)	2-4
Benzene	<0.025
1,1-DCA	<0.025
1,2-DCA	<0.025
1,1-DCE	<0.025
cis-1,2-DCE	<0.025
trans-1,2-DCE	<0.025
Ethylbenzene	<0.025
Naphthalene	<0.025
PCE	<0.025
Toluene	<0.025
1,1,1-TCA	<0.025
TCE	<0.025
1,2,4-TMB	<0.025
1,3,5-TMB	<0.025
Vinyl Chloride	<0.025
Total Xylenes	<0.075

GP24-6	
Date Collected	4/30/2024
Depth (feet bgs)	5-7
Benzene	<0.025
1,1-DCA	<0.033
1,2-DCA	<0.042
1,1-DCE	<0.049
cis-1,2-DCE	<0.027
trans-1,2-DCE	<0.03
Ethylbenzene	<0.023
Naphthalene	<0.12
PCE	<0.039
Toluene	<0.031
1,1,1-TCA	<0.03
TCE	<0.039
1,2,4-TMB	**4.7**
1,3,5-TMB	<0.031
Vinyl Chloride	<0.036
Total Xylenes	2.81 J

GP24-9	
Date Collected	4/30/2024
Depth (feet bgs)	5-7
Benzene	<0.025
1,1-DCA	<0.033
1,2-DCA	<0.042
1,1-DCE	<0.049
cis-1,2-DCE	<0.027
trans-1,2-DCE	<0.03
Ethylbenzene	**1.74**
Naphthalene	**1.05**
PCE	<0.039
Toluene	<0.031
1,1,1-TCA	<0.03
TCE	<0.039
1,2,4-TMB	**8.4**
1,3,5-TMB	**2.17**
Vinyl Chloride	<0.036
Total Xylenes	**63.0**

GP24-15		
Date Collected	5/1/2024	
Depth (feet bgs)	9-11	23-25
Benzene	<0.025	<0.025
1,1-DCA	<0.033	0.058 J
1,2-DCA	<0.042	<0.042
1,1-DCE	<0.049	<0.049
cis-1,2-DCE	<0.027	**1.61**
trans-1,2-DCE	<0.03	**0.81**
Ethylbenzene	<0.023	<0.023
Naphthalene	<0.12	<0.12
PCE	**0.069 J**	<0.039
Toluene	<0.031	<0.031
1,1,1-TCA	<0.03	<0.03
TCE	**0.264**	**2.64**
1,2,4-TMB	<0.035	<0.035
1,3,5-TMB	<0.031	<0.031
Vinyl Chloride	<0.036	<0.036
Total Xylenes	<0.092	<0.092

GP24-12		
Date Collected	4/30/2024	
Depth (feet bgs)	6-8	26-28
Benzene	<0.025	<0.025
1,1-DCA	<0.033	<0.033
1,2-DCA	<0.042	<0.042
1,1-DCE	<0.049	<0.049
cis-1,2-DCE	<0.027	<0.027
trans-1,2-DCE	<0.03	<0.03
Ethylbenzene	<0.023	<0.023
Naphthalene	<0.12	<0.12
PCE	<0.039	<0.039
Toluene	<0.031	<0.031
1,1,1-TCA	<0.03	<0.03
TCE	<0.039	<0.039
1,2,4-TMB	<0.035	<0.035
1,3,5-TMB	<0.031	<0.031
Vinyl Chloride	<0.036	<0.036
Total Xylenes	<0.092	<0.092

GP17-1		
Date Collected	11/21/2017	
Depth (feet bgs)	2-4	35.5-36
Benzene	<0.025	<0.025
1,1-DCA	<0.025	<0.025
1,2-DCA	<0.025	<0.025
1,1-DCE	<0.025	<0.025
cis-1,2-DCE	<0.025	<0.025
trans-1,2-DCE	<0.025	<0.025
Ethylbenzene	<0.025	<0.025
Naphthalene	<0.040	<0.040
PCE	**0.34**	<0.025
Toluene	<0.025	<0.025
1,1,1-TCA	0.047J	<0.025
TCE	**0.68**	<0.025
1,2,4-TMB	<0.025	<0.025
1,3,5-TMB	<0.025	<0.025
Vinyl Chloride	<0.025	<0.025
Total Xylenes	<0.075	<0.075

GP24-8	
Date Collected	4/30/2024
Depth (feet bgs)	5-7
Benzene	<0.025
1,1-DCA	<0.033
1,2-DCA	<0.042
1,1-DCE	<0.049
cis-1,2-DCE	<0.027
trans-1,2-DCE	<0.03
Ethylbenzene	<0.023
Naphthalene	<0.12
PCE	<0.039
Toluene	<0.031
1,1,1-TCA	<0.03
TCE	<0.039
1,2,4-TMB	<0.035
1,3,5-TMB	<0.031
Vinyl Chloride	<0.036
Total Xylenes	<0.092

GP24-13	
Date Collected	5/1/2024
Depth (feet bgs)	6-8
Benzene	<0.025
1,1-DCA	<0.033
1,2-DCA	<0.042
1,1-DCE	<0.049
cis-1,2-DCE	<0.027
trans-1,2-DCE	<0.03
Ethylbenzene	<0.023
Naphthalene	<0.12
PCE	<0.039
Toluene	<0.031
1,1,1-TCA	<0.03
TCE	<0.039
1,2,4-TMB	<0.035
1,3,5-TMB	<0.031
Vinyl Chloride	<0.036
Total Xylenes	<0.092

GP24-1		
Date Collected	4/30/2024	
Depth (feet bgs)	1-3	5-7	13-15
Benzene	<0.025	<0.025	<0.025
1,1-DCA	<0.033	<0.033	<0.033
1,2-DCA	<0.042	<0.042	<0.042
1,1-DCE	<0.049	<0.049	<0.049
cis-1,2-DCE	<0.027	<0.027	<0.027
trans-1,2-DCE	<0.03	<0.03	<0.03
Ethylbenzene	<0.023	<0.023	<0.023
Naphthalene	<0.12	<0.12	<0.12
PCE	<0.039	<0.039	<0.039
Toluene	<0.031	<0.031	<0.031
1,1,1-TCA	<0.03	<0.03	<0.03
TCE	<0.039	<0.039	<0.039
1,2,4-TMB	<0.035	<0.035	<0.035
1,3,5-TMB	<0.031	<0.031	<0.031
Vinyl Chloride	<0.036	<0.036	<0.036
Total Xylenes	<0.092	<0.092	<0.092

KMW-3	
Date Collected	6/28/2013
Depth (feet bgs)	2-4
Benzene	<0.025
1,1-DCA	<0.025
1,2-DCA	<0.025
1,1-DCE	<0.025
cis-1,2-DCE	<0.025
trans-1,2-DCE	<0.025
Ethylbenzene	<0.025
Naphthalene	<0.025
PCE	<0.025
Toluene	<0.025
1,1,1-TCA	<0.025
TCE	<0.025
1,2,4-TMB	<0.025
1,3,5-TMB	<0.025
Vinyl Chloride	<0.025
Total Xylenes	<0.075

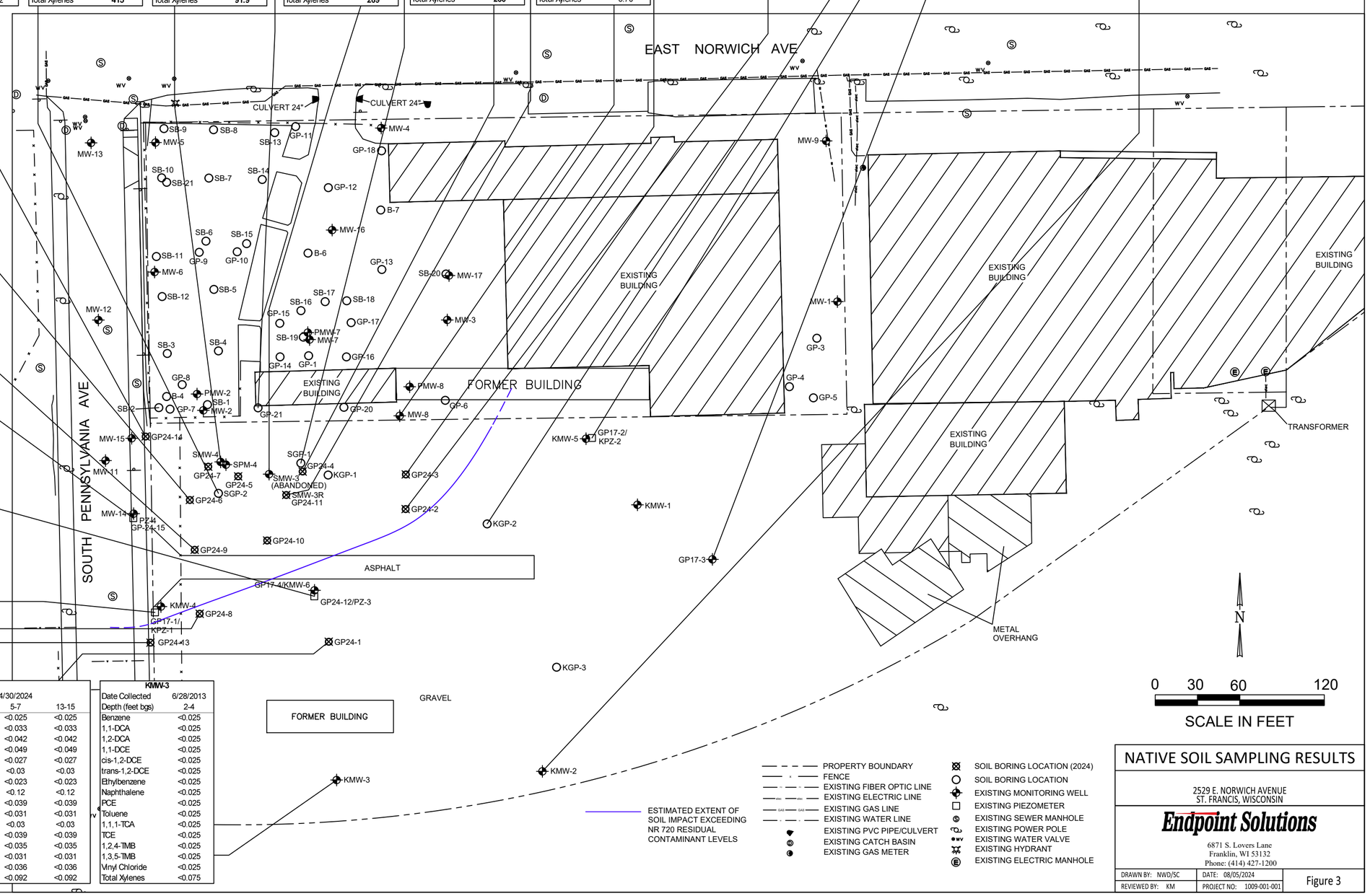

ESTIMATED EXTENT OF SOIL IMPACT EXCEEDING NR 720 RESIDUAL CONTAMINANT LEVELS

PROPERTY BOUNDARY
FENCE
EXISTING FIBER OPTIC LINE
EXISTING ELECTRIC LINE
EXISTING GAS LINE
EXISTING WATER LINE
EXISTING PVC PIPE/CULVERT
EXISTING CATCH BASIN
EXISTING GAS METER
SOIL BORING LOCATION (2024)
SOIL BORING LOCATION
EXISTING MONITORING WELL
EXISTING PIEZOMETER
EXISTING SEWER MANHOLE
EXISTING POWER POLE
EXISTING WATER VALVE
EXISTING HYDRANT
EXISTING ELECTRIC MANHOLE

NATIVE SOIL SAMPLING RESULTS

2529 E. NORWICH AVENUE
ST. FRANCIS, WISCONSIN

Endpoint Solutions
6871 S. Lovers Lane
Franklin, WI 53132
Phone: (414) 427-1200

DRAWN BY: NWD/SC	DATE: 08/05/2024	Figure 3
REVIEWED BY: KM	PROJECT NO: 1009-001-001	

G:\Shared drives\Projects\2024.0675 - 2529 East Norwich Avenue, St. Francis, WI 53235\2024.0675-Former Kitzinger Site_2529 E Norwich Ave, St Francis, WI-Figures_20240807.dwg

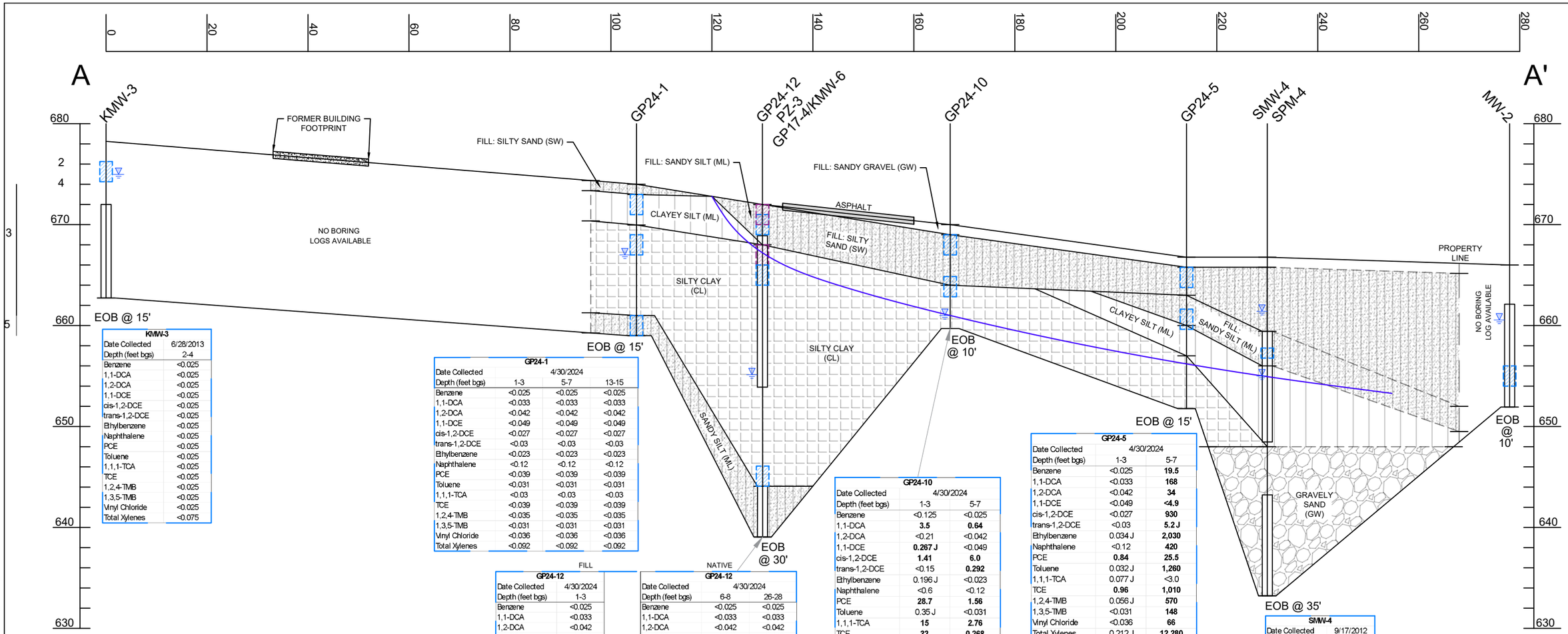

KMW-3	
Date Collected	6/28/2013
Depth (feet bgs)	2-4
Benzene	<0.025
1,1-DCA	<0.025
1,2-DCA	<0.025
1,1-DCE	<0.025
cis-1,2-DCE	<0.025
trans-1,2-DCE	<0.025
Ethylbenzene	<0.025
Naphthalene	<0.025
PCE	<0.025
Toluene	<0.025
1,1,1-TCA	<0.025
TCE	<0.025
1,2,4-TMB	<0.025
1,3,5-TMB	<0.025
Vinyl Chloride	<0.025
Total Xylenes	<0.075

GP24-1			
Date Collected	4/30/2024		
Depth (feet bgs)	1-3	5-7	13-15
Benzene	<0.025	<0.025	<0.025
1,1-DCA	<0.033	<0.033	<0.033
1,2-DCA	<0.042	<0.042	<0.042
1,1-DCE	<0.049	<0.049	<0.049
cis-1,2-DCE	<0.027	<0.027	<0.027
trans-1,2-DCE	<0.03	<0.03	<0.03
Ethylbenzene	<0.023	<0.023	<0.023
Naphthalene	<0.12	<0.12	<0.12
PCE	<0.039	<0.039	<0.039
Toluene	<0.031	<0.031	<0.031
1,1,1-TCA	<0.03	<0.03	<0.03
TCE	<0.039	<0.039	<0.039
1,2,4-TMB	<0.035	<0.035	<0.035
1,3,5-TMB	<0.031	<0.031	<0.031
Vinyl Chloride	<0.036	<0.036	<0.036
Total Xylenes	<0.092	<0.092	<0.092

GP24-10		
Date Collected	4/30/2024	
Depth (feet bgs)	1-3	5-7
Benzene	<0.125	<0.025
1,1-DCA	**3.5**	**0.64**
1,2-DCA	<0.21	<0.042
1,1-DCE	**0.267 J**	<0.049
cis-1,2-DCE	**1.41**	**6.0**
trans-1,2-DCE	<0.15	**0.292**
Ethylbenzene	0.196 J	<0.023
Naphthalene	<0.6	<0.12
PCE	**28.7**	**1.56**
Toluene	0.35 J	<0.031
1,1,1-TCA	**15**	**2.76**
TCE	**32**	**0.268**
1,2,4-TMB	<0.175	<0.035
1,3,5-TMB	<0.155	<0.031
Vinyl Chloride	<0.18	**0.161**
Total Xylenes	0.80 J	<0.092

GP24-5		
Date Collected	4/30/2024	
Depth (feet bgs)	1-3	5-7
Benzene	<0.025	**19.5**
1,1-DCA	<0.033	**168**
1,2-DCA	<0.042	**34**
1,1-DCE	<0.049	**<4.9**
cis-1,2-DCE	<0.027	**930**
trans-1,2-DCE	<0.03	**5.2 J**
Ethylbenzene	0.034 J	**2,030**
Naphthalene	<0.12	**420**
PCE	**0.84**	**25.5**
Toluene	0.032 J	**1,260**
1,1,1-TCA	0.077 J	<3.0
TCE	**0.96**	**1,010**
1,2,4-TMB	0.056 J	**570**
1,3,5-TMB	<0.031	**148**
Vinyl Chloride	<0.036	**66**
Total Xylenes	0.212 J	**12,280**

FILL

GP24-12	
Date Collected	4/30/2024
Depth (feet bgs)	1-3
Benzene	<0.025
1,1-DCA	<0.033
1,2-DCA	<0.042
1,1-DCE	<0.049
cis-1,2-DCE	<0.027
trans-1,2-DCE	<0.03
Ethylbenzene	<0.023
Naphthalene	<0.12
PCE	<0.039
Toluene	<0.031
1,1,1-TCA	<0.03
TCE	**0.081 J**
1,2,4-TMB	<0.035
1,3,5-TMB	<0.031
Vinyl Chloride	<0.036
Total Xylenes	<0.092

NATIVE

GP24-12		
Date Collected	4/30/2024	
Depth (feet bgs)	6-8	26-28
Benzene	<0.025	<0.025
1,1-DCA	<0.033	<0.033
1,2-DCA	<0.042	<0.042
1,1-DCE	<0.049	<0.049
cis-1,2-DCE	<0.027	<0.027
trans-1,2-DCE	<0.03	<0.03
Ethylbenzene	<0.023	<0.023
Naphthalene	<0.12	<0.12
PCE	<0.039	<0.039
Toluene	<0.031	<0.031
1,1,1-TCA	<0.03	<0.03
TCE	<0.039	<0.039
1,2,4-TMB	<0.035	<0.035
1,3,5-TMB	<0.031	<0.031
Vinyl Chloride	<0.036	<0.036
Total Xylenes	<0.092	<0.092

GP17-4		
Date Collected	11/21/2017	
Depth (feet bgs)	0-2	4-6
Benzene	<0.025	<0.025
1,1-DCA	<0.025	<0.025
1,2-DCA	<0.025	<0.025
1,1-DCE	<0.025	<0.025
cis-1,2-DCE	<0.025	<0.025
trans-1,2-DCE	<0.025	<0.025
Ethylbenzene	<0.025	<0.025
Naphthalene	<0.040	<0.040
PCE	<0.025	<0.025
Toluene	<0.025	<0.025
1,1,1-TCA	<0.025	<0.025
TCE	**0.045J**	**0.40**
1,2,4-TMB	<0.025	<0.025
1,3,5-TMB	<0.025	<0.025
Vinyl Chloride	<0.025	<0.025
Total Xylenes	<0.075	<0.075

SMW-4	
Date Collected	9/17/2012
Depth (feet bgs)	9-10
Benzene	<0.89
1,1-DCA	<1.1
1,2-DCA	<1.3
1,1-DCE	<2.2
cis-1,2-DCE	**3.3**
trans-1,2-DCE	<2.2
Ethylbenzene	**21.3**
Naphthalene	**16.0J**
PCE	**4.2J**
Toluene	**11.70**
1,1,1-TCA	**2.15J**
TCE	**3.4**
1,2,4-TMB	**49**
1,3,5-TMB	**14.3**
Vinyl Chloride	<1.6
Total Xylenes	**91.9**

MAP KEY

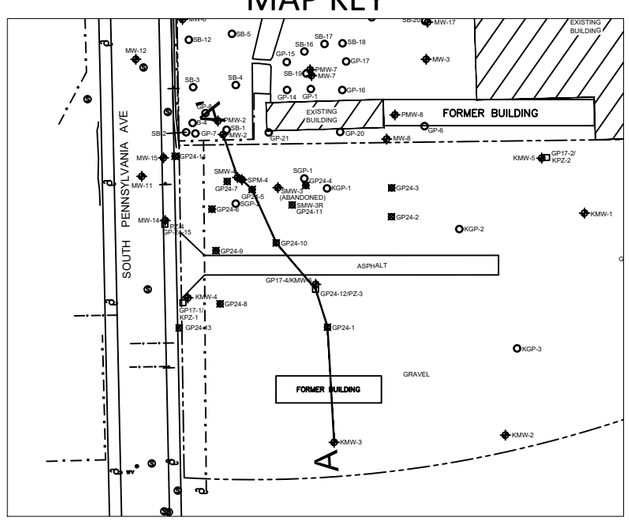

0 24' 48'

VERTICAL: 1" = 10'

ESTIMATED EXTENT OF HYDROCARBON IMPACTED SOIL EXCEEDING NR 720 RESIDUAL CONTAMINANT LEVELS

GROUNDWATER ELEVATION 5/28/2024 (MSL)

GEOLOGIC CROSS SECTION A-A'

ELEVATIONS

FORMER KITZINGER SITE
2529 E. NORWICH AVENUE
ST. FRANCIS, WISCONSIN

Endpoint Solutions
6871 S. Lovers Lane
Franklin, WI 53132
Phone: (414) 427-1200

DRAWN BY: SC	DATE: 08/08/2024	Figure 4
REVIEWED BY: KM	PROJECT NO: 1009-001-001	

G:\Shared drives\Projects\2024.0675 - 2529 East Norwich Avenue, St. Francis, WI 53235\2024.0675-Former Kitzinger Site_2529 E Norwich Ave, St Francis, WI-Figures_20240808.dwg



GP24-7		
Date Collected	4/30/2024	
Depth (feet bgs)	2-4	5-7
Benzene	**0.033 J**	**0.221 J**
1,1-DCA	0.104 J	**1.11**
1,2-DCA	<0.042	**0.235 J**
1,1-DCE	<0.049	<0.245
cis-1,2-DCE	**0.10 J**	**2.39**
trans-1,2-DCE	<0.03	<0.15
Ethylbenzene	0.25	**71**
Naphthalene	0.6	**21.1**
PCE	**15.2**	**0.47 J**
Toluene	0.165	**68**
1,1,1-TCA	**0.76**	<0.15
TCE	**6.3**	**0.282 J**
1,2,4-TMB	0.61	**94**
1,3,5-TMB	0.298	**27**
Vinyl Chloride	<0.036	**1.52**
Total Xylenes	1.30	**250**

SMW-4	
Date Collected	9/17/2012
Depth (feet bgs)	9-10
Benzene	<0.89
1,1-DCA	<1.1
1,2-DCA	<1.3
1,1-DCE	<2.2
cis-1,2-DCE	**3.3**
trans-1,2-DCE	<2.2
Ethylbenzene	**21.3**
Naphthalene	**16.0J**
PCE	**4.2J**
Toluene	**11.70**
1,1,1-TCA	**2.15J**
TCE	**3.4**
1,2,4-TMB	**49**
1,3,5-TMB	**14.3**
Vinyl Chloride	<1.6
Total Xylenes	**91.9**

FILL

GP24-11	
Date Collected	4/30/2024
Depth (feet bgs)	1-3
Benzene	<0.025
1,1-DCA	0.088 J
1,2-DCA	<0.042
1,1-DCE	<0.049
cis-1,2-DCE	**0.129**
trans-1,2-DCE	<0.03
Ethylbenzene	<0.023
Naphthalene	<0.12
PCE	**2.17**
Toluene	<0.031
1,1,1-TCA	**0.49**
TCE	**5.4**
1,2,4-TMB	0.036 J
1,3,5-TMB	<0.031
Vinyl Chloride	<0.036
Total Xylenes	0.097 J

NATIVE

GP24-11		
Date Collected	4/30/2024	
Depth (feet bgs)	5-7	15-17
Benzene	<0.025	<0.25
1,1-DCA	0.292	**7.4**
1,2-DCA	<0.042	<0.042
1,1-DCE	**0.103 J**	**0.61 J**
cis-1,2-DCE	**0.47**	**58**
trans-1,2-DCE	<0.03	**2.09**
Ethylbenzene	**9.4**	**18.9**
Naphthalene	**1.91**	**1.49 J**
PCE	**0.106 J**	**0.87 J**
Toluene	**3.9**	**18.5**
1,1,1-TCA	**5.0**	**44**
TCE	**0.053 J**	<0.39
1,2,4-TMB	**27.5**	**7.6**
1,3,5-TMB	**10.7**	**2.06**
Vinyl Chloride	**0.315**	**1.0 J**
Total Xylenes	**55.9**	**79.2**

FILL

GP24-3	
Date Collected	4/30/2024
Depth (feet bgs)	2-4
Benzene	<0.25
1,1-DCA	**2.8**
1,2-DCA	<0.42
1,1-DCE	<0.49
cis-1,2-DCE	**4.7**
trans-1,2-DCE	**0.69 J**
Ethylbenzene	1.13
Naphthalene	**1.52 J**
PCE	**2.86**
Toluene	1.09 J
1,1,1-TCA	**1.35**
TCE	**5.8**
1,2,4-TMB	**5.0**
1,3,5-TMB	**2.05**
Vinyl Chloride	**2.7**
Total Xylenes	**6.31**

NATIVE

GP24-3	
Date Collected	4/30/2024
Depth (feet bgs)	8-10
Benzene	<0.25
1,1-DCA	<0.33
1,2-DCA	<0.42
1,1-DCE	<0.49
cis-1,2-DCE	<0.27
trans-1,2-DCE	<0.3
Ethylbenzene	0.55 J
Naphthalene	<1.2
PCE	<0.39
Toluene	<0.31
1,1,1-TCA	<0.3
TCE	<0.39
1,2,4-TMB	**8.5**
1,3,5-TMB	**2.68**
Vinyl Chloride	<0.36
Total Xylenes	<0.075

GP17-2			
Date Collected	11/21/2017		
Depth (feet bgs)	2-4	24-26	40-42
Benzene	<0.025	<0.025	<0.025
1,1-DCA	<0.025	<0.025	<0.025
1,2-DCA	<0.025	<0.025	<0.025
1,1-DCE	<0.025	<0.025	<0.025
cis-1,2-DCE	<0.025	<0.025	<0.025
trans-1,2-DCE	<0.025	<0.025	<0.025
Ethylbenzene	<0.025	<0.025	<0.025
Naphthalene	<0.040	<0.040	<0.040
PCE	<0.025	<0.025	<0.025
Toluene	<0.025	<0.025	<0.025
1,1,1-TCA	<0.025	<0.025	<0.025
TCE	<0.025	<0.025	<0.025
1,2,4-TMB	<0.025	<0.025	<0.025
1,3,5-TMB	<0.025	<0.025	<0.025
Vinyl Chloride	<0.025	<0.025	<0.025
Total Xylenes	<0.075	<0.075	<0.075

FILL

GP24-15	
Date Collected	5/1/2024
Depth (feet bgs)	2-4
Benzene	<0.025
1,1-DCA	<0.033
1,2-DCA	<0.042
1,1-DCE	<0.049
cis-1,2-DCE	<0.027
trans-1,2-DCE	<0.03
Ethylbenzene	<0.023
Naphthalene	<0.12
PCE	<0.039
Toluene	<0.031
1,1,1-TCA	0.033 J
TCE	**0.139 J**
1,2,4-TMB	<0.035
1,3,5-TMB	<0.031
Vinyl Chloride	<0.036
Total Xylenes	<0.092

NATIVE

GP24-15		
Date Collected	5/1/2024	
Depth (feet bgs)	9-11	23-25
Benzene	<0.025	<0.025
1,1-DCA	<0.033	0.058 J
1,2-DCA	<0.042	<0.042
1,1-DCE	<0.049	<0.049
cis-1,2-DCE	<0.027	**1.61**
trans-1,2-DCE	<0.03	**0.81**
Ethylbenzene	<0.023	<0.023
Naphthalene	<0.12	<0.12
PCE	**0.069 J**	<0.039
Toluene	<0.031	<0.031
1,1,1-TCA	<0.03	<0.03
TCE	**0.264**	**2.64**
1,2,4-TMB	<0.035	<0.035
1,3,5-TMB	<0.031	<0.031
Vinyl Chloride	<0.036	<0.036
Total Xylenes	<0.092	<0.092

0 24' 48'

VERTICAL: 1" = 10'

GROUNDWATER ELEVATION 5/28/2024 (MSL)

ESTIMATED EXTENT OF HYDROCARBON IMPACTED SOIL EXCEEDING NR 720 RESIDUAL CONTAMINANT LEVELS

MAP KEY

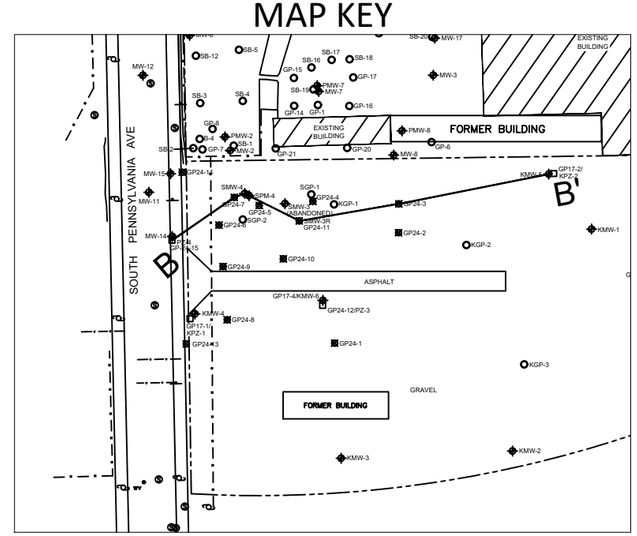

GEOLOGIC CROSS SECTION B-B'

ELEVATIONS

FORMER KITZINGER SITE
2529 E. NORWICH AVENUE
ST. FRANCIS, WISCONSIN

Endpoint Solutions
6871 S. Lovers Lane
Franklin, WI 53132
Phone: (414) 427-1200

DRAWN BY: SC	DATE: 08/08/2024	Figure 5
REVIEWED BY: KM	PROJECT NO: 1009-001-001	

G:\Shared drives\Projects\2024.0675 - 2529 East Norwich Avenue, St. Francis, WI 53235\2024.0675-Former Kitzinger Site_2529 E Norwich Ave, St Francis, WI-Figures_20240808.dwg

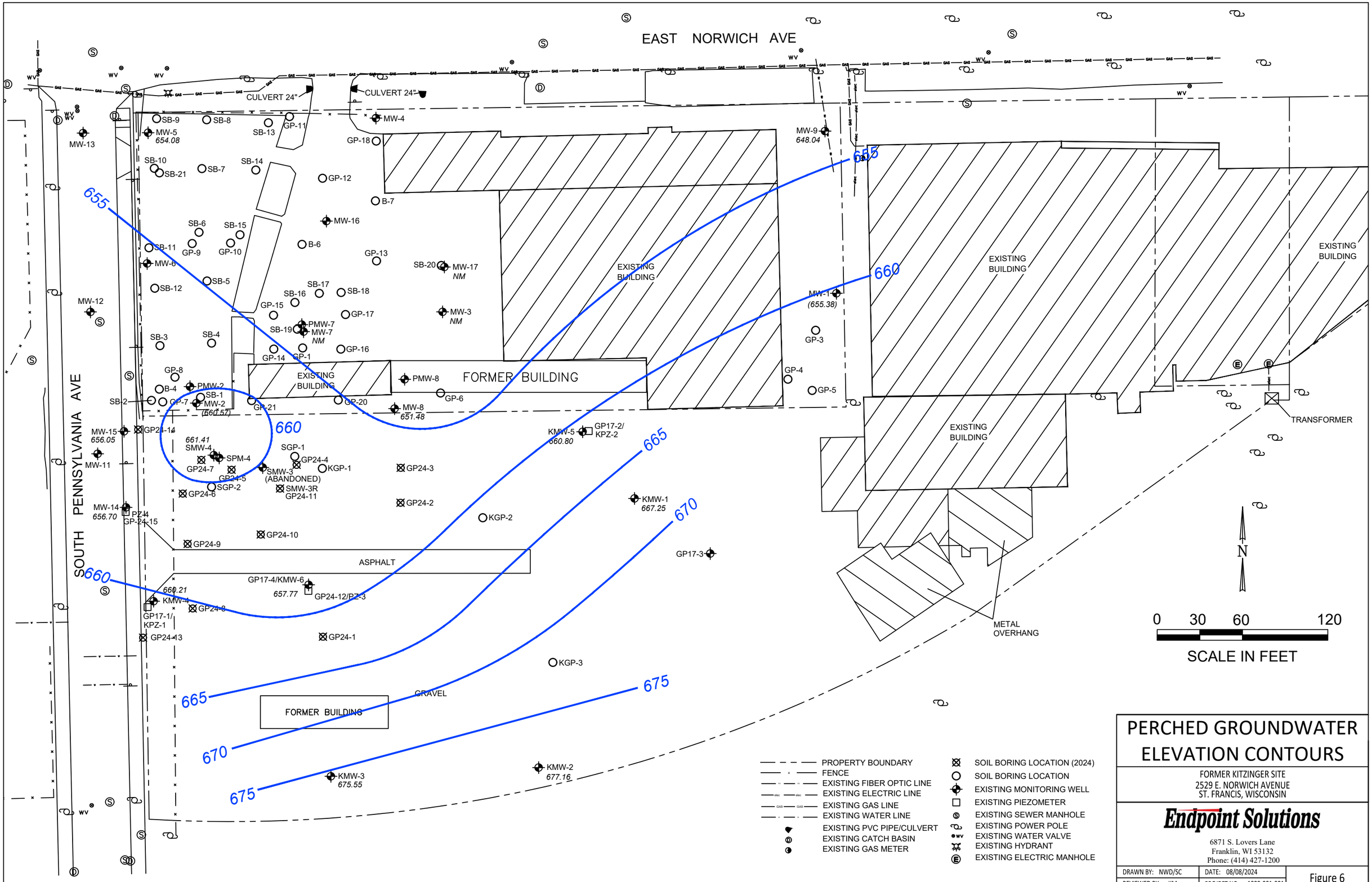

PERCHED GROUNDWATER ELEVATION CONTOURS

FORMER KITZINGER SITE
2529 E. NORWICH AVENUE
ST. FRANCIS, WISCONSIN

Endpoint Solutions

6871 S. Lovers Lane
Franklin, WI 53132
Phone: (414) 427-1200

DRAWN BY: NWD/SC	DATE: 08/08/2024	Figure 6
REVIEWED BY: KM	PROJECT NO: 1009-001-001	

G:\Shared drives\Projects\2024.0675 - 2529 East Norwich Avenue, St. Francis, WI 53235\2024.0675-Former Kitzinger Site_St Francis-Figure 6_PERCHED GW_20240808.dwg

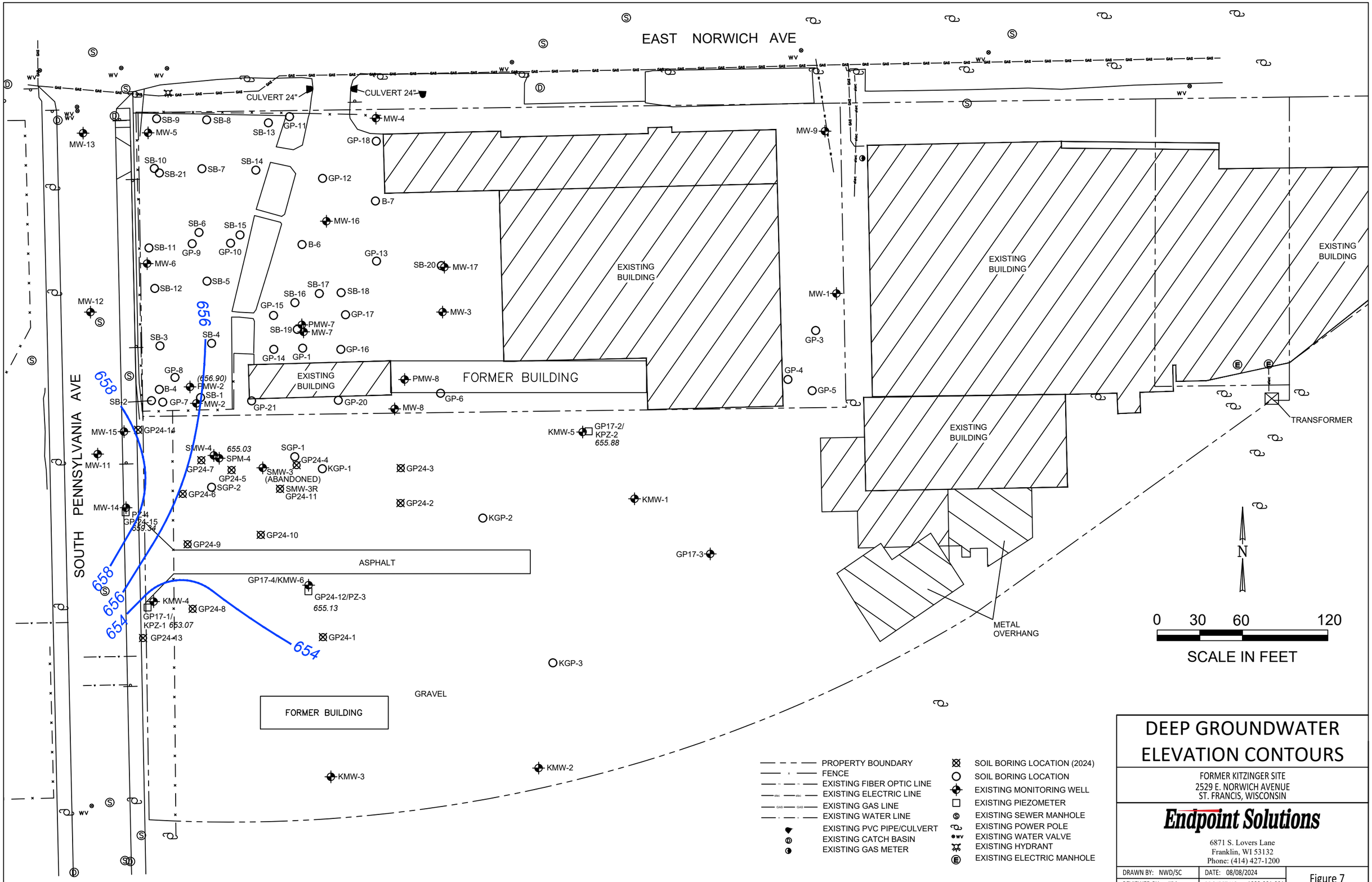

DEEP GROUNDWATER ELEVATION CONTOURS

FORMER KITZINGER SITE
2529 E. NORWICH AVENUE
ST. FRANCIS, WISCONSIN

Endpoint Solutions
6871 S. Lovers Lane
Franklin, WI 53132
Phone: (414) 427-1200

DRAWN BY: NWD/SC	DATE: 08/08/2024	Figure 7
REVIEWED BY: KM	PROJECT NO: 1009-001-001	

G:\Shared drives\Projects\2024.0675 - 2529 East Norwich Avenue, St. Francis, WI 53235\2024.0675-Former Kitzinger Site_St Francis-Figure 7_DEEP GW_20240808.dwg

Notes

All results are expressed in micrograms per liter (mg/L), equivalent to parts per billion (ppb).
Results presented in *underlined italic type* exceed the NR 140 PAL
Results presented in **bold type** exceed the NR 140 ES
J- Results between the limit of detection and limit of quantitation
NS - No Standard
DCA - Dichloroethane
DCE - Dichloroethene
PCE - Tetrachloroethene
TCA - Trichloroethane
TCE - Trichloroethene
TMB - Trimethylbenzenes
VOCs - volatile organic compounds
NR 140 PAL - Wisconsin Administrative Code Chapter NR 140 Preventive Action Limit (February 2017)
NR 140 ES - Wisconsin Administrative Code Chapter NR 140 Enforcement Standard (February 2017)

	NR 140 PAL	NR 140 ES
Benzene	0.5	5.0
Chloroethane	80	400
1,1-DCA	85	850
1,2-DCA	0.5	5.0
1,1-DCE	0.7	7.0
cis-1,2-DCE	7.0	70
trans-1,2-DCE	20	100
Ethylbenzene	140	700
Naphthalene	10	100
PCE	0.5	5.0
Toluene	160	800
1,1,1-TCA	40	200
TCE	0.5	5.0
1,2,4-TMB	96	480
1,3,5-TMB		
Vinyl chloride	0.02	0.2
Xylenes	400	2,000

KMW-1	4/14/22	11/4/22	5/28/24
Benzene	Not Sampled	<0.30	<0.30
Chloroethane		<1.4	<0.62
1,1-DCA		2.6	0.94J
1,2-DCA		<0.29	<0.43
1,1-DCE		<0.58	<0.43
cis-1,2-DCE		*8.0*	3.8
trans-1,2-DCE		2.9	1.99J
Ethylbenzene		<0.33	<0.33
Naphthalene		<1.1	<1.4
PCE		<0.41	<0.47
Toluene		<0.29	<0.33
1,1,1-TCA		0.57J	0.45J
TCE		*0.74J*	0.47J
1,2,4-TMB		<0.45	<0.35
1,3,5-TMB		<0.36	<0.41
Vinyl chloride		*0.18J*	<0.15
Xylenes		<1.05	<1.01

MW-15	4/15/22	11/4/22	5/29/24
Benzene	0.35J	0.35J	<0.30
Chloroethane	3.7J	5.3	1.55J
1,1-DCA	1.4	5.7	0.58J
1,2-DCA	<0.29	<0.29	<0.43
1,1-DCE	<0.58	<0.58	<0.43
cis-1,2-DCE	<0.47	0.60J	0.37J
trans-1,2-DCE	<0.53	0.50J	0.64J
Ethylbenzene	1.0	0.50J	<0.33
Naphthalene	<1.1	<1.1	<1.4
PCE	<0.41	<0.41	<0.47
Toluene	<0.29	<0.29	<0.33
1,1,1-TCA	<0.30	<0.30	<0.33
TCE	0.38J	*0.68J*	<0.38
1,2,4-TMB	<0.45	<0.45	<0.35
1,3,5-TMB	<0.36	<0.36	<0.41
Vinyl chloride	<0.17	<0.17	<0.15
Xylenes	<1.05	1.18J	<0.01

MW-2	4/15/22	11/7/22	5/30/24
Benzene	<295	<295	<60
Chloroethane	<1,380	<1,380	**1,370**
1,1-DCA	**6,870**	**9,610**	**9,690**
1,2-DCA	**486J**	<292	**214J**
1,1-DCE	<582	<582	<86
cis-1,2-DCE	**66,400**	**22,000**	**19,700**
trans-1,2-DCE	<528	<528	<100
Ethylbenzene	<325	<325	74J
Naphthalene	<1,130	<1,130	<280
PCE	<409	<409	<94
Toluene	**1,140**	**1,110**	*420*
1,1,1-TCA	**5,290**	**1,100**	**1,030**
TCE	<320	<320	168J
1,2,4-TMB	<449	<449	<70
1,3,5-TMB	<357	<357	<82
Vinyl chloride	**10,400**	**38,100**	**5,500**
Xylenes	*1,415J*	*1,172J*	*546J*

SMW-4	4/15/22	4/15/22	4/15/22 D	5/30/24
Benzene	*1.6*	*3.5*	*3.5*	*1.1J*
Chloroethane	13.7	39.6	41.1	9.6
1,1-DCA	35.8	52.5	51.7	21.3
1,2-DCA	*3.3*	**7.0**	**7.2**	*1.98*
1,1-DCE	<0.58	<0.58	<0.58	<0.43
cis-1,2-DCE	*23.5*	*7.5*	*8.2*	*9.2*
trans-1,2-DCE	<0.53	<0.53	<0.53	<0.50
Ethylbenzene	2.8	0.77J	0.78J	0.79J
Naphthalene	<1.1	<1.1	<1.1	<1.4
PCE	*0.88J*	0.43J	0.46J	*0.84J*
Toluene	0.92J	<0.29	<0.29	0.38J
1,1,1-TCA	7.8	4.3	4.1	4.9
TCE	**18.9**	**10.3**	**10.2**	**12.9**
1,2,4-TMB	18.9	19.1	18.9	9.1
1,3,5-TMB	<0.36	<0.36	<0.36	0.67J
Vinyl chloride	**3.5**	**2.6**	**2.8**	**2.41**
Xylenes	1.11J	<1.05	<1.05	4.2J

SMW-3R	5/30/24
Benzene	<60
Chloroethane	**910**
1,1-DCA	**3,300**
1,2-DCA	**174J**
1,1-DCE	**390**
cis-1,2-DCE	**2,830**
trans-1,2-DCE	**228J**
Ethylbenzene	**2,960**
Naphthalene	<280
PCE	<94
Toluene	**3,150**
1,1,1-TCA	**8,500**
TCE	<76
1,2,4-TMB	**1,040**
1,3,5-TMB	**214J**
Vinyl chloride	**4,900**
Xylenes	**13,800**

SMW-3
Not Sampled

MW-8
Not Sampled

KMW-5	4/14/22	11/4/22	5/29/24
Benzene	<0.30	<0.30	<0.30
Chloroethane	<1.4	<1.4	<0.62
1,1-DCA	<0.30	<0.30	<0.43
1,2-DCA	<0.29	<0.29	<0.43
1,1-DCE	<0.58	<0.58	<0.43
cis-1,2-DCE	<0.47	<0.47	<0.32
trans-1,2-DCE	<0.53	<0.53	<0.50
Ethylbenzene	<0.33	<0.33	<0.33
Naphthalene	<1.1	<1.1	<1.4
PCE	<0.41	<0.41	<0.47
Toluene	<0.29	<0.29	<0.33
1,1,1-TCA	3.6	6.4	3.8
TCE	*0.71J*	*0.55J*	0.47J
1,2,4-TMB	<0.45	<0.45	<0.35
1,3,5-TMB	<0.36	<0.36	<0.41
Vinyl chloride	<0.17	<0.17	<0.15
Xylenes	<1.05	<1.05	<1.01

MW-1	4/14/22	11/4/22	5/29/24
Benzene	<0.30	<0.30	<0.30
Chloroethane	<1.4	<1.4	<0.62
1,1-DCA	<0.30	<0.30	<0.43
1,2-DCA	*4.6*	**6.5**	*4.1*
1,1-DCE	<0.58	<0.58	<0.43
cis-1,2-DCE	<0.47	0.89J	0.41J
trans-1,2-DCE	<0.53	<0.53	<0.50
Ethylbenzene	<0.33	<0.33	<0.33
Naphthalene	<1.1	<1.1	<1.4
PCE	<0.41	<0.41	<0.47
Toluene	<0.29	<0.29	<0.33
1,1,1-TCA	<0.30	<0.30	<0.33
TCE	<0.32	<0.32	<0.38
1,2,4-TMB	<0.45	<0.45	<0.35
1,3,5-TMB	<0.36	<0.36	<0.41
Vinyl chloride	**0.96J**	**1.0**	**0.32J**
Xylenes	<1.05	<1.05	<1.01

MW-14	4/15/22	11/4/22	5/29/24
Benzene	<0.30	<0.30	<0.30
Chloroethane	<1.4	<1.4	<0.62
1,1-DCA	11.7	17	6.7
1,2-DCA	<0.29	<0.29	<0.43
1,1-DCE	<0.58	<0.58	<0.43
cis-1,2-DCE	3.7	4.7	1.76
trans-1,2-DCE	<0.53	<0.53	<0.50
Ethylbenzene	<0.33	<0.33	<0.33
Naphthalene	<1.1	<1.1	<1.4
PCE	*3.9*	*4.1*	*3.8*
Toluene	<0.29	<0.29	<0.33
1,1,1-TCA	14.6	17.1	14.9
TCE	**68.8**	**83.6**	**61**
1,2,4-TMB	<0.45	<0.45	<0.35
1,3,5-TMB	<0.36	<0.36	<0.41
Vinyl chloride	<0.17	<0.17	**0.51J**
Xylenes	<1.05	<1.05	<1.01

KMW-4	4/15/22	4/15/22 D	11/4/22	5/29/24
Benzene	<0.30	<0.30	<0.30	<0.30
Chloroethane	<1.4	<1.4	<1.4	<0.62
1,1-DCA	1.4	1.3	1.7	<0.43
1,2-DCA	<0.29	<0.29	<0.29	<0.43
1,1-DCE	<0.58	<0.58	<0.58	<0.43
cis-1,2-DCE	0.55J	0.55J	5.2	0.35J
trans-1,2-DCE	0.66J	0.61J	0.83J	0.70J
Ethylbenzene	0.33J	0.33J	<0.33	<0.33
Naphthalene	<1.1	<1.1	<1.1	<1.4
PCE	*2.4*	*2.4*	0.47J	3.05
Toluene	<0.29	<0.29	<0.29	<0.33
1,1,1-TCA	6.5	6.1	3.4	7.3
TCE	**23.6**	**23.4**	**10.8**	**25.2**
1,2,4-TMB	<0.45	<0.45	<0.45	<0.35
1,3,5-TMB	<0.36	<0.36	<0.36	<0.41
Vinyl chloride	<0.17	<0.17	<0.17	<0.15
Xylenes	<1.05	<1.05	<1.05	<1.01

KMW-6	4/15/22	4/15/22 D	11/4/22	5/29/24
Benzene	<0.30	<0.30	<0.30	<0.30
Chloroethane	<1.4	<1.4	<1.4	<0.62
1,1-DCA	<0.30	<0.30	<0.30	<0.43
1,2-DCA	<0.29	<0.29	<0.29	<0.43
1,1-DCE	<0.58	<0.58	<0.58	<0.43
cis-1,2-DCE	2.8	2.9	7.7	5.5
trans-1,2-DCE	<0.53	0.53J	1.9	1.19J
Ethylbenzene	<0.33	<0.33	<0.33	<0.33
Naphthalene	<1.1	<1.1	<1.1	<1.4
PCE	<0.41	<0.41	<0.41	<0.47
Toluene	<0.29	<0.29	<0.29	<0.33
1,1,1-TCA	<0.30	<0.30	<0.30	<0.33
TCE	**8.9**	**9.6**	**52.9**	**27.4**
1,2,4-TMB	<0.45	<0.45	<0.45	<0.35
1,3,5-TMB	<0.36	<0.36	<0.36	<0.41
Vinyl chloride	<0.17	<0.17	**0.22J**	**0.31J**
Xylenes	<1.05	<1.05	<1.05	<1.01

KMW-3	4/14/22	11/4/22	5/29/24
Benzene	<0.30	<0.30	<0.30
Chloroethane	<1.4	<1.4	<0.62
1,1-DCA	<0.30	<0.30	<0.43
1,2-DCA	<0.29	<0.29	<0.43
1,1-DCE	<0.58	<0.58	<0.43
cis-1,2-DCE	<0.47	<0.47	<0.32
trans-1,2-DCE	<0.53	<0.53	<0.50
Ethylbenzene	<0.33	<0.33	<0.33
Naphthalene	<1.1	<1.1	<1.4
PCE	<0.41	<0.41	<0.47
Toluene	<0.29	<0.29	<0.33
1,1,1-TCA	<0.30	<0.30	<0.33
TCE	<0.32	<0.32	<0.38
1,2,4-TMB	<0.45	<0.45	<0.35
1,3,5-TMB	<0.36	<0.36	<0.41
Vinyl chloride	<0.17	<0.17	<0.15
Xylenes	<1.05	<1.05	<1.01

KMW-2	4/14/22	11/4/22	11/4/22 D	5/28/24
Benzene	Not Sampled	<0.30	<0.30	<0.30
Chloroethane		<1.4	<1.4	<0.62
1,1-DCA		<0.30	<0.30	<0.43
1,2-DCA		<0.29	<0.29	<0.43
1,1-DCE		<0.58	<0.58	<0.43
cis-1,2-DCE		<0.47	<0.47	<0.32
trans-1,2-DCE		<0.53	<0.53	<0.50
Ethylbenzene		<0.33	<0.33	<0.33
Naphthalene		<1.1	<1.1	<1.4
PCE		<0.41	<0.41	<0.47
Toluene		<0.29	<0.29	<0.33
1,1,1-TCA		<0.30	<0.30	<0.33
TCE		<0.32	<0.32	<0.38
1,2,4-TMB		<0.45	<0.45	<0.35
1,3,5-TMB		<0.36	<0.36	<0.41
Vinyl chloride		<0.17	<0.17	<0.15
Xylenes		<1.05	<1.05	<1.01

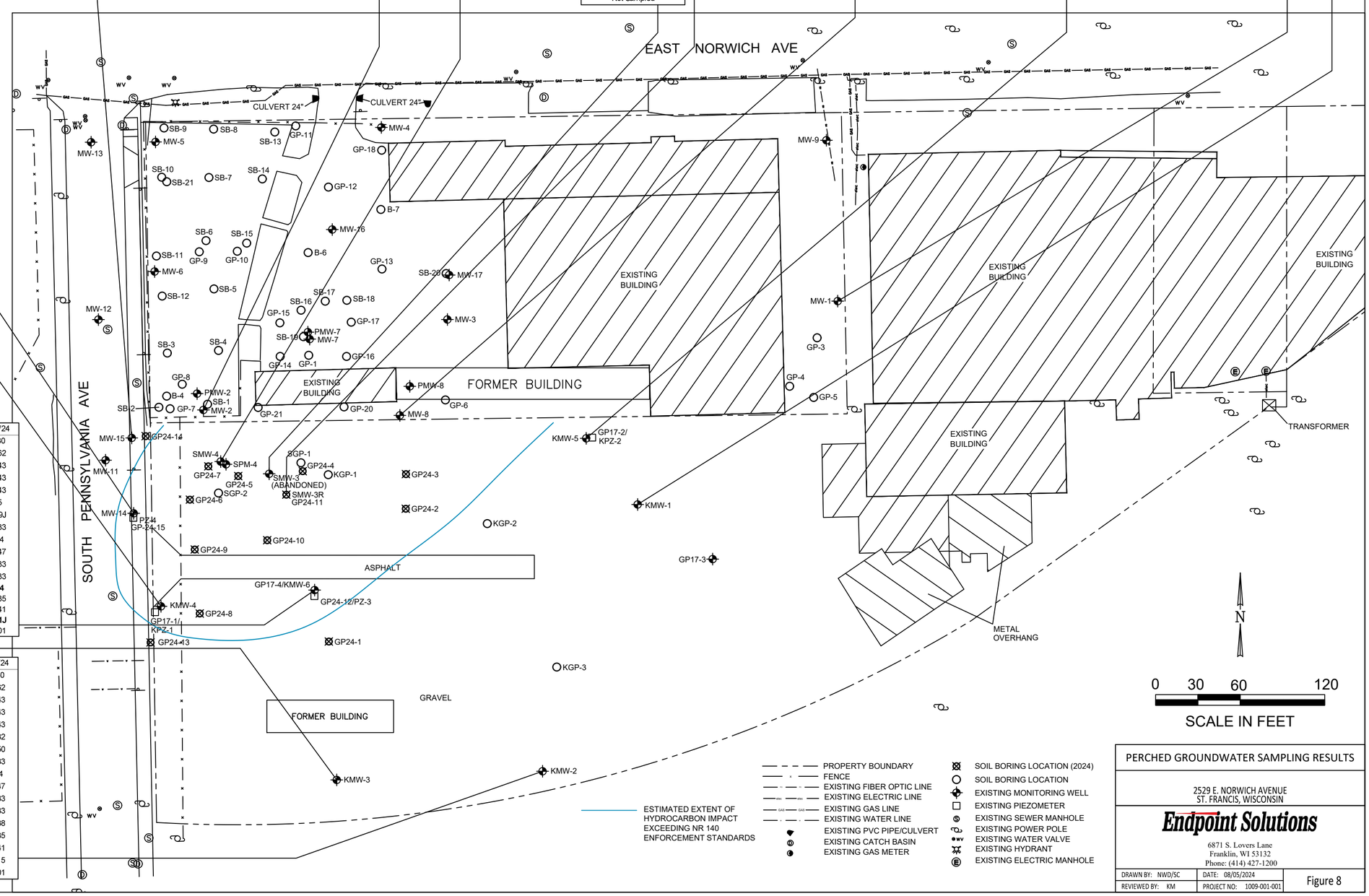

PERCHED GROUNDWATER SAMPLING RESULTS

2529 E. NORWICH AVENUE
ST. FRANCIS, WISCONSIN

Endpoint Solutions
6871 S. Lovers Lane
Franklin, WI 53132
Phone: (414) 427-1200

DRAWN BY: NWD/SC	DATE: 08/05/2024	Figure 8
REVIEWED BY: KM	PROJECT NO: 1009-001-001	

G:\Shared drives\Projects\2024.0675 - 2529 East Norwich Avenue, St. Francis, WI 53235\2024.0675-Former Kitzinger Site_2529 E Norwich Ave, St Francis, WI-Figures_20240807.dwg

Notes

All results are expressed in micrograms per liter (mg/L), equivalent to parts per billion (ppb).
Results presented in *underlined italic type* exceed the NR 140 PAL
Results presented in **bold type** exceed the NR 140 ES
J- Results between the limit of detection and limit of quantitation
NS - No Standard
DCA - Dichloroethane
DCE - Dichloroethene
PCE - Tetrachloroethene
TCA - Trichloroethane
TCE - Trichloroethene
TMB - Trimethylbenzenes
VOCs - volatile organic compounds
NR 140 PAL - Wisconsin Administrative Code Chapter NR 140 Preventive Action Limit (February 2017)
NR 140 ES - Wisconsin Administrative Code Chapter NR 140 Enforcement Standard (February 2017)

	NR 140 PAL	NR 140 ES
Benzene	0.5	5.0
Chloroethane	80	400
1,1-DCA	85	850
1,2-DCA	0.5	5.0
1,1-DCE	0.7	7.0
cis-1,2-DCE	7.0	70
trans-1,2-DCE	20	100
Ethylbenzene	140	700
Naphthalene	10	100
PCE	0.5	5.0
Toluene	160	800
1,1,1-TCA	40	200
TCE	0.5	5.0
1,2,4-TMB 1,3,5-TMB	96	480
Vinyl chloride	0.02	0.2
Xylenes	400	2,000

PMW-2	4/15/22	11/4/22	5/30/24
Benzene	<148	<148	<300
Chloroethane	**2,950**	**3,140**	**2,480J**
1,1-DCA	**22,200**	**19,700**	**7,800**
1,2-DCA	**388J**	**293J**	<430
1,1-DCE	**453J**	**436J**	**620J**
cis-1,2-DCE	**131,000**	**111,000**	**53,000**
trans-1,2-DCE	**936**	**783**	<500
Ethylbenzene	**1,880**	**1,490**	**1,770**
Naphthalene	<565	<565	<1,400
PCE	<204	<204	<470
Toluene	**9,810**	**8,080**	**8,900**
1,1,1-TCA	**24,000**	**20,000**	**22,100**
TCE	<160	**1,610**	<380
1,2,4-TMB	*459J*	*425J*	*540J*
1,3,5-TMB	*<179*	*<179*	*<410*
Vinyl chloride	**4,330**	**4,180**	**2,310**
Xylenes	**10,660**	**8,890**	**10,450**

SPM-4	4/15/22	11/7/22	5/30/24
Benzene	<295	<295	<300
Chloroethane	**1,490J**	**1,400J**	**2,110J**
1,1-DCA	**13,400**	**16,100**	**10,800**
1,2-DCA	**852J**	<292	**830J**
1,1-DCE	<582	**671J**	**3,700**
cis-1,2-DCE	**130,000**	**145,000**	**116,000**
trans-1,2-DCE	**2,000**	**3,010**	**20,210J**
Ethylbenzene	**2,010**	**2,560**	**2,720**
Naphthalene	<1,130	<1,130	<1,400
PCE	<409	<409	<470
Toluene	**15,100**	**18,300**	**17,400**
1,1,1-TCA	**67,500**	**85,200**	**77,000**
TCE	<320	<320	<380
1,2,4-TMB	<449	**564J**	**850J**
1,3,5-TMB	<357	**<357**	**<410**
Vinyl chloride	**14,200**	**17,200**	**11,400**
Xylenes	**8,070**	**9,330**	**11,030**

PMW-8	4/14/22	11/4/22	8/29/24
Benzene	<5.9	**8.5J**	**7.1J**
Chloroethane	*257*	*293*	**560**
1,1-DCA	**967**	**1,120**	*430*
1,2-DCA	**61.3**	**69.3**	**63**
1,1-DCE	<11.6	<11.6	<4.3
cis-1,2-DCE	**1,450**	**1,220**	**1,210**
trans-1,2-DCE	*31.2*	*26.2*	*26.4*
Ethylbenzene	*343*	*437*	*235*
Naphthalene	*25.0J*	*26.5J*	*52J*
PCE	<8.2	<8.2	<4.7
Toluene	155	*201*	125
1,1,1-TCA	21.1	21.2	22.8
TCE	<6.4	<6.4	<3.8
1,2,4-TMB	*227*	*376*	*520*
1,3,5-TMB	*48*	*95*	*158*
Vinyl chloride	**1,550**	**2,150**	**850**
Xylenes	*1,017*	*1,640*	*1,620*

KPZ-2	4/14/22	11/4/22	5/29/24
Benzene	<0.30	<0.30	<0.30
Chloroethane	<1.4	<1.4	<0.62
1,1-DCA	<0.30	<0.30	<0.43
1,2-DCA	<0.29	<0.29	<0.43
1,1-DCE	<0.58	<0.58	<0.43
cis-1,2-DCE	<0.47	<0.47	<0.32
trans-1,2-DCE	<0.53	<0.53	<0.50
Ethylbenzene	<0.33	<0.33	<0.33
Naphthalene	<1.1	<1.1	<1.4
PCE	<0.41	<0.41	<0.47
Toluene	<0.29	<0.29	<0.33
1,1,1-TCA	<0.30	<0.30	<0.33
TCE	<0.32	<0.32	<0.38
1,2,4-TMB	<0.45	<0.45	<0.35
1,3,5-TMB	<0.36	<0.36	<0.41
Vinyl chloride	<0.17	<0.17	<0.15
Xylenes	<1.05	<1.05	<1.01

PZ-3	5/29/24	5/29/24 D
Benzene	<0.30	<0.30
Chloroethane	<0.62	<0.62
1,1-DCA	<0.43	<0.43
1,2-DCA	<0.43	<0.43
1,1-DCE	<0.43	<0.43
cis-1,2-DCE	<0.32	<0.32
trans-1,2-DCE	<0.50	<0.50
Ethylbenzene	<0.33	<0.33
Naphthalene	<1.4	<1.4
PCE	<0.47	<0.47
Toluene	<0.33	<0.33
1,1,1-TCA	<0.33	<0.33
TCE	<0.38	<0.38
1,2,4-TMB	<0.35	<0.35
1,3,5-TMB	<0.41	<0.41
Vinyl chloride	<0.15	<0.15
Xylenes	<1.01	<1.01

KPZ-1	4/14/22	11/4/22	5/28/24
Benzene	<0.30	<0.30	<0.30
Chloroethane	<1.4	<1.4	<0.62
1,1-DCA	<0.30	<0.30	<0.43
1,2-DCA	<0.29	<0.29	<0.43
1,1-DCE	<0.58	<0.58	<0.43
cis-1,2-DCE	<0.47	<0.47	<0.32
trans-1,2-DCE	<0.53	<0.53	<0.50
Ethylbenzene	<0.33	<0.33	<0.33
Naphthalene	<1.1	<1.1	<1.4
PCE	<0.41	<0.41	<0.47
Toluene	<0.29	<0.29	<0.33
1,1,1-TCA	<0.30	<0.30	<0.33
TCE	<0.32	<0.32	0.39J
1,2,4-TMB	<0.45	<0.45	<0.35
1,3,5-TMB	<0.36	<0.36	<0.41
Vinyl chloride	<0.17	<0.17	<0.15
Xylenes	<1.05	<1.05	<1.01

PZ-4	5/29/24	5/29/24 D
Benzene	<0.30	<0.30
Chloroethane	<0.62	<0.62
1,1-DCA	28.5	28.5
1,2-DCA	<0.43	<0.43
1,1-DCE	*1.18J*	*0.82J*
cis-1,2-DCE	*38*	*32*
trans-1,2-DCE	1.37J	1.07J
Ethylbenzene	<0.33	<0.33
Naphthalene	<1.4	<1.4
PCE	**8.9**	**8.5**
Toluene	<0.33	<0.33
1,1,1-TCA	19.1	15.6
TCE	**117**	**108**
1,2,4-TMB	<0.35	<0.35
1,3,5-TMB	<0.41	<0.41
Vinyl chloride	**3.4**	**2.51**
Xylenes	<1.01	<1.01

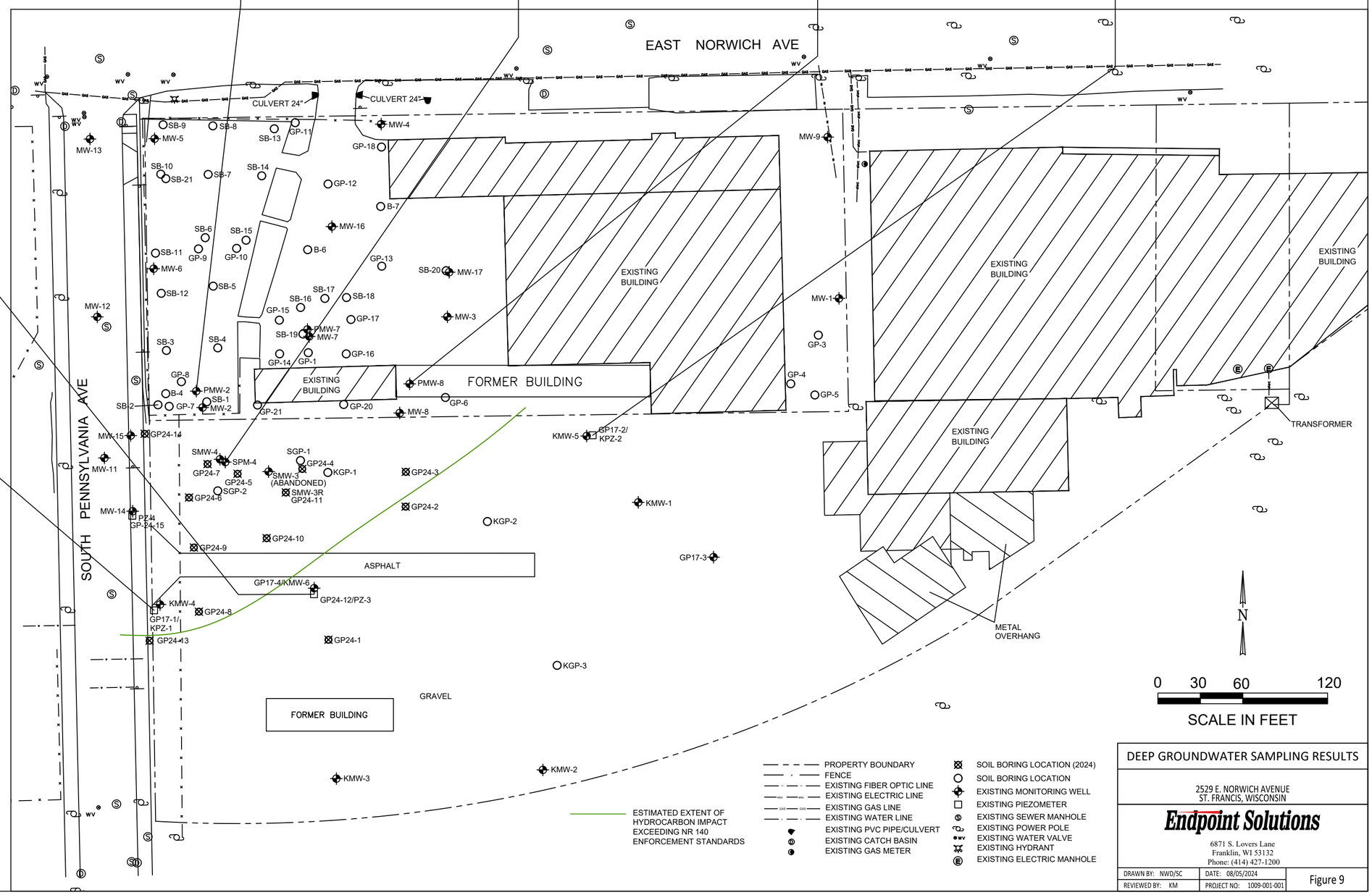

DEEP GROUNDWATER SAMPLING RESULTS

2529 E. NORWICH AVENUE
ST. FRANCIS, WISCONSIN

Endpoint Solutions

6871 S. Lovers Lane
Franklin, WI 53132
Phone: (414) 427-1200

DRAWN BY: NWD/SC	DATE: 08/05/2024	Figure 9
REVIEWED BY: KM	PROJECT NO: 1009-001-001	

G:\Shared drives\Projects\2024.0675 - 2529 East Norwich Avenue, St. Francis, WI 53235\2024.0675-Former Kitzinger Site_2529 E Norwich Ave, St Francis, WI-Figures_20240807.dwg

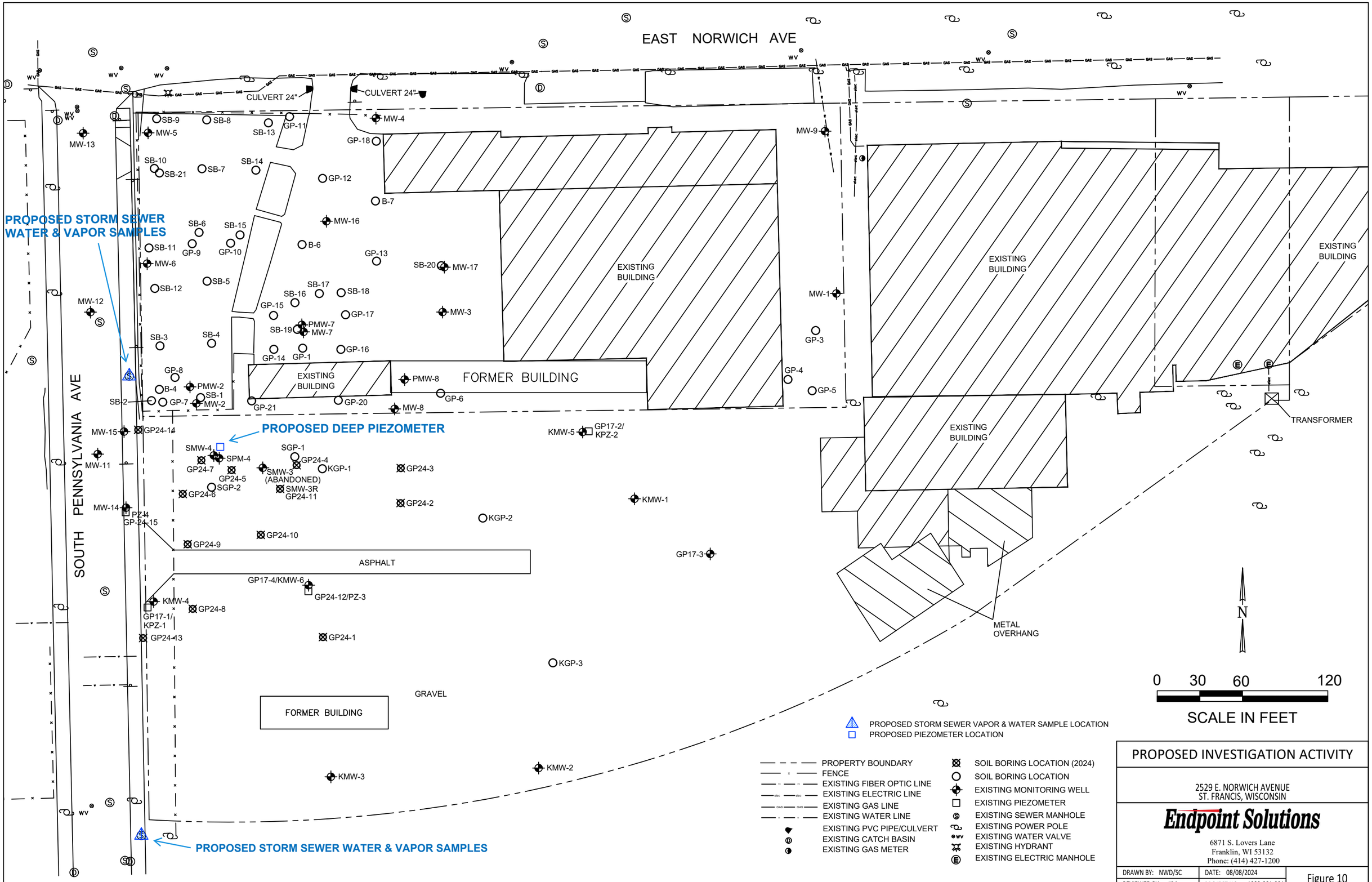

PROPOSED INVESTIGATION ACTIVITY

2529 E. NORWICH AVENUE
ST. FRANCIS, WISCONSIN

Endpoint Solutions
6871 S. Lovers Lane
Franklin, WI 53132
Phone: (414) 427-1200

DRAWN BY: NWD/SC	DATE: 08/08/2024	Figure 10
REVIEWED BY: KM	PROJECT NO: 1009-001-001	

G:\Shared drives\Projects\2024.0675 - 2529 East Norwich Avenue, St. Francis, WI 53235\2024.0675-Former Kitzinger Site_2529 E Norwich Ave, St Francis, WI-Figures_20240808.dwg

APPENDIX A

SOIL BORING LOGS, MONITORING WELL CONSTRUCTION, AND WELL DEVELOPMENT FORMS

State of Wisconsin
Department of Natural Resources

SOIL BORING LOG INFORMATION

Form 4400-122 Rev. 7-98

Route To: Watershed/Wastewater ☐ Waste Management ☐
Remediation/Revelopment ☑ Other ☐ _____

Facility/Project Name	License/Permit/Monitoring Number	Boring Number
MID-AMERICA STEEL DRUM COMPANY INC/KITZINGER	BRRTS# 02-41-560089	GP24-1

Boring Drilled By: Name of crew chief (first, last) and Firm	Date Drilling Started	Date Drilling Completed	Drilling Method
First Name: Greg Last Name: Wester Firm: Horizon Construction and Exploration LLC	04 / 30 / 2024 (m m / d d / y y y y)	04 / 30 / 2024 (m m / d d / y y y y)	Direct Push

WI Unique Well No.	DNR Well ID No.	Well Name	Final Static Water Level	Surface Elevation	Borehole Diameter
_ _ _ _ _ _	_ _ _		_____ Feet MSL	670.70 Feet MSL	2 inches

Local Grid Origin ☐ (estimated: ☐) or Boring Location ☐
State Plane _____ N, _____ E
NW 1/4 of NE 1/4 of Section 22, T 06 N, R 22

Lat ___ ° ___ ' ___ "
Long ___ ° ___ ' ___ "

Local Grid Location
_____ Feet ☐ N ☐ S _____ Feet ☐ E ☐ W

Facility ID	County	County Code	Civil Town/City/ or Village
241063570	Milwaukee	4 0	City of Milwaukee

Sample Number and Type	Length Att. & Recovered (in)	Blow Counts	Depth in Feet (Below ground surface)	Soil/Rock Description And Geologic Origin For Each Major Unit	USCS	Graphic Log	Well Diagram	PID/FID	Soil Properties: Compressive Strength	Moisture Content	Liquid Limit	Plasticity Index	P 200	RQD/ Comments
1	56/ 60		1	FILL: gray, medium grained, well graded, loose, Gravely Silty Sand (SW)				<1		D				
			2	Brown, low plastic, medium firm, Clayey Silt (ML)						M				*GP24-1 (1-3)
			3					<1						
			4	Brown, medium plastic, medium firm, Silty Clay (CL)						M				
			5					<1						
2	58/ 60			... Firm						M				
			6											*GP24-1 (5-7)
			7	... Gray, trace sand				<1		W				
			8							M				
			9					<1						
			10							M				

I hereby certify that the information on this form is true and correct to the best of my knowledge.

Signature	Firm
	Endpoint Solutions Corp.

This form is authorized by Chapters 281, 283, 289, 291, 292, 293, 295, and 299, Wis. Stats. Completion of this form is mandatory. Failure to file this form may result in forfeiture of between $10 and $25,000, or imprisonment for up to one year, depending on the program and conduct involved. Personally identifiable information on this form is not intended to be used for any other purpose. NOTE: See instructions for more information, including where the completed form should be sent.

Boring Number: GP24-1

Sample Number and Type	Sample Length Att. & Recovered (in)	Blow Counts	Depth in Feet	Soil/Rock Description And Geologic Origin For Each Major Unit	U S C S	Graphic Log	Well Diagram	PID/FID	Soil Properties: Compressive Strength	Soil Properties: Moisture Content	Soil Properties: Liquid Limit	Soil Properties: Plasticity Index	Soil Properties: P 200	RQD/ Comments
			11					<1		M				
			12	... medium firm										
53/ 60	3							<1		W				
			13	... Firm										
			14	Gray, non-plastic, medium firm, Sandy Silt (ML)				<1		M				*GP24-1 (13-15)
			15	End of Boring at 15'										
			16											
			17											
			18											
			19											
			20											
			21											
			22											
			23											
			24											
			25											
			26											
			27											
			28											
			29											
			30											

State of Wisconsin
Department of Natural Resources

SOIL BORING LOG INFORMATION

Form 4400-122 Rev. 7-98

Route To: Watershed/Wastewater ☐ Waste Management ☐
Remediation/Revelopment ☑ Other ☐ _____

Facility/Project Name	License/Permit/Monitoring Number	Boring Number
MID-AMERICA STEEL DRUM COMPANY INC/KITZINGER	BRRTS# 02-41-560089	GP24-2

Boring Drilled By: Name of crew chief (first, last) and Firm	Date Drilling Started	Date Drilling Completed	Drilling Method
First Name: Greg Last Name: Wester Firm: Horizon Construction and Exploration LLC	04 / 30 / 2024 (m m / d d / y y y y)	04 / 30 / 2024 (m m / d d / y y y y)	Direct Push

WI Unique Well No.	DNR Well ID No.	Well Name	Final Static Water Level	Surface Elevation	Borehole Diameter
_ _ _ _ _ _	_ _ _		_____ Feet MSL	670.77 Feet MSL	2 inches

Local Grid Origin ☐ (estimated: ☐) or Boring Location ☐
State Plane _____ N, _____ E
NW 1/4 of NE 1/4 of Section 22, T 06 N, R 22
Lat ___ ° ___ ' ___ "
Long ___ ° ___ ' ___ "
Local Grid Location
_____ Feet ☐ N ☐ S _____ Feet ☐ E ☐ W

Facility ID	County	County Code	Civil Town/City/ or Village
241063570	Milwaukee	4 0	City of Milwaukee

Sample Number and Type	Length Att. & Recovered (in)	Blow Counts	Depth in Feet (Below ground surface)	Soil/Rock Description And Geologic Origin For Each Major Unit	U S C S	Graphic Log	Well Diagram	PID/FID	Soil Properties: Compressive Strength	Moisture Content	Liquid Limit	Plasticity Index	P 200	RQD/ Comments
1	43/ 60		1	FILL: gray, medium grained, well graded, loose, Gravely Silty Sand (SW)				1		M				
			2	FILL: black/brown, medium grained, well graded, loose, Silty Sand (SW), trace gravel						M				*GP24-2 (1-3)
			3	Gray, medium plastic, medium firm, Silty Clay (CL), trace sand				2						
			4							M				
			5					1		M				
2	50/ 60		6	Grayish brown, fine grained, well graded, medium dense, Silty Sand (SW)										
			7					2		W				*GP24-2 (6-8)
			8	Gray, medium plastic, medium plastic, firm, Silty Clay (CL)						M				
			9					1						
			10							M				

I hereby certify that the information on this form is true and correct to the best of my knowledge.

Signature	Firm
	Endpoint Solutions Corp.

This form is authorized by Chapters 281, 283, 289, 291, 292, 293, 295, and 299, Wis. Stats. Completion of this form is mandatory. Failure to file this form may result in forfeiture of between $10 and $25,000, or imprisonment for up to one year, depending on the program and conduct involved. Personally identifiable information on this form is not intended to be used for any other purpose. NOTE: See instructions for more information, including where the completed form should be sent.

Boring Number: GP24-2

Sample Number and Type	Sample Length Att. & Recovered (in)	Blow Counts	Depth in Feet	Soil/Rock Description And Geologic Origin For Each Major Unit	U S C S	Graphic Log	Well Diagram	PID/FID	Soil Properties: Compressive Strength	Soil Properties: Moisture Content	Soil Properties: Liquid Limit	Soil Properties: Plasticity Index	Soil Properties: P 200	RQD/ Comments
			11					5		M				
			12	... soft, trace sand, odors										
53/ 60	3		13	... Firm				28		W				*GP24-2 (11-13)
			14					3		M				
			15	End of Boring at 15'										
			16											
			17											
			18											
			19											
			20											
			21											
			22											
			23											
			24											
			25											
			26											
			27											
			28											
			29											
			30											

State of Wisconsin
Department of Natural Resources

SOIL BORING LOG INFORMATION

Form 4400-122 Rev. 7-98

Route To: Watershed/Wastewater ☐ Waste Management ☐
Remediation/Revelopment ☑ Other ☐ _____

Facility/Project Name	License/Permit/Monitoring Number	Boring Number
MID-AMERICA STEEL DRUM COMPANY INC/KITZINGER	BRRTS# 02-41-560089	GP24-3

Boring Drilled By: Name of crew chief (first, last) and Firm	Date Drilling Started	Date Drilling Completed	Drilling Method
First Name: Greg Last Name: Wester Firm: Horizon Construction and Exploration LLC	04 / 30 / 2024 (m m / d d / y y y y)	04 / 30 / 2024 (m m / d d / y y y y)	Direct Push

WI Unique Well No.	DNR Well ID No.	Well Name	Final Static Water Level	Surface Elevation	Borehole Diameter
_ _ _ _ _ _	_ _ _		_____ Feet MSL	670.02 Feet MSL	2 inches

Local Grid Origin ☐ (estimated: ☐) or Boring Location ☐
State Plane _____ N, _____ E
NW 1/4 of NE 1/4 of Section 22, T 06 N, R 22

Lat ___ ° ___ ' ___ "
Long ___ ° ___ ' ___ "

Local Grid Location
_____ Feet ☐ N ☐ S _____ Feet ☐ E ☐ W

Facility ID	County	County Code	Civil Town/City/ or Village
241063570	Milwaukee	4 0	City of Milwaukee

Sample Number and Type	Length Att. & Recovered (in)	Blow Counts	Depth in Feet (Below ground surface)	Soil/Rock Description And Geologic Origin For Each Major Unit	U S C S	Graphic Log	Well Diagram	PID/FID	Soil Properties: Compressive Strength	Moisture Content	Liquid Limit	Plasticity Index	P 200	RQD/ Comments
1	43/ 60		1	FILL: black/orange, medium grained, well graded, loose, Silty Sand (SW)				1		M				
			2							M				
			3	FILL: brown, medium plastic, medium firm, Silty Clay (CL), trace sand, mild odor				4						*GP24-3 (2-4)
			4							M				
			5	FILL: black, medium grained, well graded, medium dense, Silty Sand (SW), mild odor				3		M				
2	44/ 60		6	FILL: gray, medium plastic, medium firm, Silty Clay (CL), mild odor						M				
			7					5						
			8							W				
			9	FILL: black, medium grained, poorly graded, loose, Sand (SP), odors				14						*GP24-3 (8-10)
			10	Gray, medium plastic, medium plastic, firm, Silty Clay (CL)						M				

I hereby certify that the information on this form is true and correct to the best of my knowledge.

Signature	Firm
	Endpoint Solutions Corp.

This form is authorized by Chapters 281, 283, 289, 291, 292, 293, 295, and 299, Wis. Stats. Completion of this form is mandatory. Failure to file this form may result in forfeiture of between $10 and $25,000, or imprisonment for up to one year, depending on the program and conduct involved. Personally identifiable information on this form is not intended to be used for any other purpose. NOTE: See instructions for more information, including where the completed form should be sent.

Boring Number: GP24-3

Sample									Soil Properties					
Number and Type	Length Att. & Recovered (in)	Blow Counts	Depth in Feet	Soil/Rock Description And Geologic Origin For Each Major Unit	U S C S	Graphic Log	Well Diagram	PID/FID	Compressive Strength	Moisture Content	Liquid Limit	Plasticity Index	P 200	RQD/ Comments
			11					1		M				
56/ 60	3		12	... Brown				<1		M				
			13											
			14	... Gray, medium firm				1		M				
			15	End of Boring at 15'										
			16											
			17											
			18											
			19											
			20											
			21											
			22											
			23											
			24											
			25											
			26											
			27											
			28											
			29											
			30											

State of Wisconsin
Department of Natural Resources

SOIL BORING LOG INFORMATION

Form 4400-122 Rev. 7-98

Route To: Watershed/Wastewater ☐ Waste Management ☐
Remediation/Revelopment ☑ Other ☐ _____

Facility/Project Name	License/Permit/Monitoring Number	Boring Number
MID-AMERICA STEEL DRUM COMPANY INC/KITZINGER	BRRTS# 02-41-560089	GP24-4

Boring Drilled By: Name of crew chief (first, last) and Firm	Date Drilling Started	Date Drilling Completed	Drilling Method
First Name: Greg Last Name: Wester Firm: Horizon Construction and Exploration LLC	04 / 30 / 2024 (m m / d d / y y y y)	04 / 30 / 2024 (m m / d d / y y y y)	Direct Push

WI Unique Well No.	DNR Well ID No.	Well Name	Final Static Water Level	Surface Elevation	Borehole Diameter
_ _ _ _ _ _	_ _ _		_____ Feet MSL	668.95 Feet MSL	2 inches

Local Grid Origin ☐ (estimated: ☐) or Boring Location ☐
State Plane _____ N, _____ E
NW 1/4 of NE 1/4 of Section 22, T 06 N, R 22

Lat ___ ° ___ ' ___ "
Long ___ ° ___ ' ___ "

Local Grid Location
_____ Feet ☐ S _____ Feet ☐ W
☐ N ☐ E

Facility ID	County	County Code	Civil Town/City/ or Village
241063570	Milwaukee	4 0	City of Milwaukee

Sample Number and Type	Length Att. & Recovered (in)	Blow Counts	Depth in Feet (Below ground surface)	Soil/Rock Description And Geologic Origin For Each Major Unit	U S C S	Graphic Log	Well Diagram	PID/FID	Soil Properties: Compressive Strength	Moisture Content	Liquid Limit	Plasticity Index	P 200	RQD/ Comments
			1	FILL: grayish brown, low plastic, soft, Clayey Silt (ML)				<1		M				
1	39/ 60		2	FILL: black/orange, medium grained, well graded, loose, Silty Sand (SW), mild odor						M				
			3					3						*GP24-4 (2-4)
			4							M				
			5	..black/red, odor				2						
			6							M				
			7	... strong odor						M				
2	47/ 60		8	Grayish brown, medium plastic, medium firm, Silty Clay (CL), strong odor				13		M				
			9											*GP24-4 (8-10)
			10					52		M				

I hereby certify that the information on this form is true and correct to the best of my knowledge.

Signature	Firm
	Endpoint Solutions Corp.

This form is authorized by Chapters 281, 283, 289, 291, 292, 293, 295, and 299, Wis. Stats. Completion of this form is mandatory. Failure to file this form may result in forfeiture of between $10 and $25,000, or imprisonment for up to one year, depending on the program and conduct involved. Personally identifiable information on this form is not intended to be used for any other purpose. NOTE: See instructions for more information, including where the completed form should be sent.

Boring Number: GP24-4

Sample									Soil Properties					
Number and Type	Length Att. & Recovered (in)	Blow Counts	Depth in Feet	Soil/Rock Description And Geologic Origin For Each Major Unit	U S C S	Graphic Log	Well Diagram	PID/FID	Compressive Strength	Moisture Content	Liquid Limit	Plasticity Index	P 200	RQD/ Comments
			11					13		M				
51/ 60	3		12	... trace sand										
			13					10		M				
			14					9		M				
			15	End of Boring at 15'										
			16											
			17											
			18											
			19											
			20											
			21											
			22											
			23											
			24											
			25											
			26											
			27											
			28											
			29											
			30											

State of Wisconsin
Department of Natural Resources

SOIL BORING LOG INFORMATION

Form 4400-122 Rev. 7-98

Route To: Watershed/Wastewater ☐ Waste Management ☐
Remediation/Revelopment ☑ Other ☐ _____

Facility/Project Name	License/Permit/Monitoring Number	Boring Number
MID-AMERICA STEEL DRUM COMPANY INC/KITZINGER	BRRTS# 02-41-560089	GP24-5

Boring Drilled By: Name of crew chief (first, last) and Firm	Date Drilling Started	Date Drilling Completed	Drilling Method
First Name: Greg Last Name: Wester Firm: Horizon Construction and Exploration LLC	04 / 30 / 2024 (m m / d d / y y y y)	04 / 30 / 2024 (m m / d d / y y y y)	Direct Push

WI Unique Well No.	DNR Well ID No.	Well Name	Final Static Water Level	Surface Elevation	Borehole Diameter
_ _ _ _ _ _	_ _ _		_____ Feet MSL	668.19 Feet MSL	2 inches

Local Grid Origin ☐ (estimated: ☐) or Boring Location ☐
State Plane _____ N, _____ E
NW 1/4 of NE 1/4 of Section 22, T 06 N, R 22

Lat ___ ° ___ ' ___ "
Long ___ ° ___ ' ___ "

Local Grid Location
_____ Feet ☐ N ☐ S _____ Feet ☐ E ☐ W

Facility ID	County	County Code	Civil Town/City/ or Village
241063570	Milwaukee	4 0	City of Milwaukee

Sample Number and Type	Length Att. & Recovered (in)	Blow Counts	Depth in Feet (Below ground surface)	Soil/Rock Description And Geologic Origin For Each Major Unit	U S C S	Graphic Log	Well Diagram	PID/FID	Soil Properties: Compressive Strength	Moisture Content	Liquid Limit	Plasticity Index	P 200	RQD/ Comments
			1	FILL: gray, well graded, loose, Silty Gravel (GW)				<1		M				
1	43/ 60		2	FILL: black/red, medium grained, well graded, loose, Silty Sand (SW), trace plastic debris				29		M				*GP24-5 (1-3)
			3											
			4							M				
			5					509		M				
			6	FILL: gray, low plastic, medium firm, sandy Silt (ML), strong odor										*GP24-5 (5-7)
			7	... Wood Debris				311		M				
2	42/ 60		8	FILL: gray, low plastic, soft, Clayey Silt (ML), trace wood debris, strong odor						M				
			9											
			10					214		M				

I hereby certify that the information on this form is true and correct to the best of my knowledge.

Signature	Firm
	Endpoint Solutions Corp.

This form is authorized by Chapters 281, 283, 289, 291, 292, 293, 295, and 299, Wis. Stats. Completion of this form is mandatory. Failure to file this form may result in forfeiture of between $10 and $25,000, or imprisonment for up to one year, depending on the program and conduct involved. Personally identifiable information on this form is not intended to be used for any other purpose. NOTE: See instructions for more information, including where the completed form should be sent.

Boring Number: GP24-5

Sample									Soil Properties					
Number and Type	Length Att. & Recovered (in)	Blow Counts	Depth in Feet	Soil/Rock Description And Geologic Origin For Each Major Unit	U S C S	Graphic Log	Well Diagram	PID/FID	Compressive Strength	Moisture Content	Liquid Limit	Plasticity Index	P 200	RQD/ Comments
			11					21		M				
				Gray, medium plastic, medium firm, Silty Clay (CL), mild odor										
			12											
50/ 60	3							10		M				
			13											
			14					7		M				
			15	End of Boring at 15'										
			16											
			17											
			18											
			19											
			20											
			21											
			22											
			23											
			24											
			25											
			26											
			27											
			28											
			29											
			30											

State of Wisconsin
Department of Natural Resources

SOIL BORING LOG INFORMATION

Form 4400-122 Rev. 7-98

Route To: Watershed/Wastewater ☐ Waste Management ☐
Remediation/Revelopment ☑ Other ☐ _____

Facility/Project Name	License/Permit/Monitoring Number	Boring Number
MID-AMERICA STEEL DRUM COMPANY INC/KITZINGER	BRRTS# 02-41-560089	GP24-6

Boring Drilled By: Name of crew chief (first, last) and Firm	Date Drilling Started	Date Drilling Completed	Drilling Method
First Name: Greg Last Name: Wester Firm: Horizon Construction and Exploration LLC	04 / 30 / 2024	04 / 30 / 2024	Direct Push

WI Unique Well No.	DNR Well ID No.	Well Name	Final Static Water Level	Surface Elevation	Borehole Diameter
_ _ _ _ _ _	_ _ _		_____ Feet MSL	669.71 Feet MSL	2 inches

Local Grid Origin ☐ (estimated: ☐) or Boring Location ☐
State Plane _____ N, _____ E
NW 1/4 of NE 1/4 of Section 22, T 06 N, R 22

Lat ___ ° ___ ' ___ "
Long ___ ° ___ ' ___ "

Local Grid Location
_____ Feet ☐ S _____ Feet ☐ W
☐ N ☐ E

Facility ID	County	County Code	Civil Town/City/ or Village
241063570	Milwaukee	4 0	City of Milwaukee

Sample Number and Type	Length Att. & Recovered (in)	Blow Counts	Depth in Feet (Below ground surface)	Soil/Rock Description And Geologic Origin For Each Major Unit	U S C S	Graphic Log	Well Diagram	PID/FID	Compressive Strength	Moisture Content	Liquid Limit	Plasticity Index	P 200	RQD/ Comments
				FILL: grayish brown, well graded, loose, Silty Gravel (GW)				<1		M				
1	39/ 60		1, 2, 3, 4, 5	FILL: black/brown, non-plastic, soft, Sandy Silt, trace metal/wood debris				2		M M				*GP24-6 (2-4)
								5		M				
			6	Gray, medium plastic, medium firm, Silty Clay (CL), odors										*GP24-6 (5-7)
2	41/ 60		7, 8, 9	... Soft ... Firm				34 29		W W M				
			10	End of boring at 10'										

I hereby certify that the information on this form is true and correct to the best of my knowledge.

Signature	Firm
	Endpoint Solutions Corp.

This form is authorized by Chapters 281, 283, 289, 291, 292, 293, 295, and 299, Wis. Stats. Completion of this form is mandatory. Failure to file this form may result in forfeiture of between $10 and $25,000, or imprisonment for up to one year, depending on the program and conduct involved. Personally identifiable information on this form is not intended to be used for any other purpose. NOTE: See instructions for more information, including where the completed form should be sent.

State of Wisconsin
Department of Natural Resources

SOIL BORING LOG INFORMATION

Form 4400-122 Rev. 7-98

Route To: Watershed/Wastewater ☐ Waste Management ☐
Remediation/Revelopment ☑ Other ☐ _____

Facility/Project Name	License/Permit/Monitoring Number	Boring Number
MID-AMERICA STEEL DRUM COMPANY INC/KITZINGER	BRRTS# 02-41-560089	GP24-7

Boring Drilled By: Name of crew chief (first, last) and Firm	Date Drilling Started	Date Drilling Completed	Drilling Method
First Name: Greg Last Name: Wester Firm: Horizon Construction and Exploration LLC	04 / 30 / 2024 (m m / d d / y y y y)	04 / 30 / 2024 (m m / d d / y y y y)	Direct Push

WI Unique Well No.	DNR Well ID No.	Well Name	Final Static Water Level	Surface Elevation	Borehole Diameter
_ _ _ _ _ _	_ _ _		_____ Feet MSL	669.71 Feet MSL	2 inches

Local Grid Origin ☐ (estimated: ☐) or Boring Location ☐
State Plane _____ N, _____ E
NW 1/4 of NE 1/4 of Section 22, T 06 N, R 22

Lat ___ ° ___ ' ___ "
Long ___ ° ___ ' ___ "

Local Grid Location
_____ Feet ☐ S _____ Feet ☐ W
☐ N ☐ E

Facility ID	County	County Code	Civil Town/City/ or Village
241063570	Milwaukee	4 0	City of Milwaukee

Sample Number and Type	Length Att. & Recovered (in)	Blow Counts	Depth in Feet (Below ground surface)	Soil/Rock Description And Geologic Origin For Each Major Unit	USCS	Graphic Log	Well Diagram	PID/FID	Soil Properties: Compressive Strength	Moisture Content	Liquid Limit	Plasticity Index	P 200	RQD/ Comments
				FILL: gray, low plastic, soft, Clayey Silt (ML)				<1		M				
			1	FILL: black/brown, non-plastic, soft, Sandy Silt, trace metal debris										
1	40/ 60		2							M				*GP24-7 (2-4)
			3	... Trace glass debris				<1						
			4							M				
			5					12		W				
			6	... Black, strong odor										*GP24-7 (5-7)
			7	Gray, medium plastic, medium firm, Silty Clay (CL), odor				44		M				
2	41/ 60		8							M				
			9					39						
			10	End of boring at 10'						M				

I hereby certify that the information on this form is true and correct to the best of my knowledge.

Signature	Firm
	Endpoint Solutions Corp.

This form is authorized by Chapters 281, 283, 289, 291, 292, 293, 295, and 299, Wis. Stats. Completion of this form is mandatory. Failure to file this form may result in forfeiture of between $10 and $25,000, or imprisonment for up to one year, depending on the program and conduct involved. Personally identifiable information on this form is not intended to be used for any other purpose. NOTE: See instructions for more information, including where the completed form should be sent.

State of Wisconsin
Department of Natural Resources

SOIL BORING LOG INFORMATION

Form 4400-122 Rev. 7-98

Route To: Watershed/Wastewater ☐ Waste Management ☐
Remediation/Revelopment ☑ Other ☐ _____

Facility/Project Name	License/Permit/Monitoring Number	Boring Number
MID-AMERICA STEEL DRUM COMPANY INC/KITZINGER	BRRTS# 02-41-560089	GP24-8

Boring Drilled By: Name of crew chief (first, last) and Firm	Date Drilling Started	Date Drilling Completed	Drilling Method
First Name: Greg Last Name: Wester Firm: Horizon Construction and Exploration LLC	04 / 30 / 2024 (m m / d d / y y y y)	04 / 30 / 2024 (m m / d d / y y y y)	Direct Push

WI Unique Well No.	DNR Well ID No.	Well Name	Final Static Water Level	Surface Elevation	Borehole Diameter
_ _ _ _ _ _	_ _ _		_____ Feet MSL	669.71 Feet MSL	2 inches

Local Grid Origin ☐ (estimated: ☐) or Boring Location ☐
State Plane _____ N, _____ E
NW 1/4 of NE 1/4 of Section 22, T 06 N, R 22

Lat ___ ° ___ ' ___ "
Long ___ ° ___ ' ___ "

Local Grid Location
_____ Feet ☐ S _____ Feet ☐ W
☐ N ☐ E

Facility ID	County	County Code	Civil Town/City/ or Village
241063570	Milwaukee	4 0	City of Milwaukee

Sample Number and Type	Length Att. & Recovered (in)	Blow Counts	Depth in Feet (Below ground surface)	Soil/Rock Description And Geologic Origin For Each Major Unit	USCS	Graphic Log	Well Diagram	PID/FID	Soil Properties: Compressive Strength	Moisture Content	Liquid Limit	Plasticity Index	P 200	RQD/ Comments
1	43/ 60		1	FILL: gray, medium grained, loose, Sandy Gravel (GW)				<1		M				
			2	FILL: black, medium grained well graded, loose, Silty Sand (SW), trace metal debris										*GP24-8 (1-3)
										M				
			3	Gray, medium plastic, medium firm, Silty Clay (CL)				<1						
			4	... Brown						M				
			5					<1						
										M				
			6											*GP24-8 (5-7)
			7							W				
2	45/ 60			Brown, fine grained, poorly graded, dense, Silty Sand (SP)				<1						
			8	Brown, medium plastic, medium firm, Silty Clay (CL)						M				
			9					<1						
			10	End of boring at 10'						M				

I hereby certify that the information on this form is true and correct to the best of my knowledge.

Signature	Firm
	Endpoint Solutions Corp.

This form is authorized by Chapters 281, 283, 289, 291, 292, 293, 295, and 299, Wis. Stats. Completion of this form is mandatory. Failure to file this form may result in forfeiture of between $10 and $25,000, or imprisonment for up to one year, depending on the program and conduct involved. Personally identifiable information on this form is not intended to be used for any other purpose. NOTE: See instructions for more information, including where the completed form should be sent.

State of Wisconsin
Department of Natural Resources

SOIL BORING LOG INFORMATION

Form 4400-122 Rev. 7-98

Route To: Watershed/Wastewater ☐ Waste Management ☐
Remediation/Revelopment ☑ Other ☐ _____

Facility/Project Name	License/Permit/Monitoring Number	Boring Number
MID-AMERICA STEEL DRUM COMPANY INC/KITZINGER	BRRTS# 02-41-560089	GP24-9

Boring Drilled By: Name of crew chief (first, last) and Firm	Date Drilling Started	Date Drilling Completed	Drilling Method
First Name: Greg Last Name: Wester Firm: Horizon Construction and Exploration LLC	04 / 30 / 2024 (m m / d d / y y y y)	04 / 30 / 2024 (m m / d d / y y y y)	Direct Push

WI Unique Well No.	DNR Well ID No.	Well Name	Final Static Water Level	Surface Elevation	Borehole Diameter
_ _ _ _ _ _	_ _ _		_____ Feet MSL	669.71 Feet MSL	2 inches

Local Grid Origin ☐ (estimated: ☐) or Boring Location ☐
State Plane _____ N, _____ E
NW 1/4 of NE 1/4 of Section 22, T 06 N, R 22

Lat ___ ° ___ ' ___ "
Long ___ ° ___ ' ___ "

Local Grid Location
_____ Feet ☐ S _____ Feet ☐ W
☐ N ☐ E

Facility ID	County	County Code	Civil Town/City/ or Village
241063570	Milwaukee	4 0	City of Milwaukee

Sample Number and Type	Length Att. & Recovered (in)	Blow Counts	Depth in Feet (Below ground surface)	Soil/Rock Description And Geologic Origin For Each Major Unit	U S C S	Graphic Log	Well Diagram	PID/FID	Soil Properties: Compressive Strength	Moisture Content	Liquid Limit	Plasticity Index	P 200	RQD/ Comments
			1	FILL: gray, medium grained, loose, Silty Gravel (GW)				<1		M				
1	40/ 60		2	FILL: black/brown, medium grained well graded, loose Silty Sand (SW), trace metal debris				7		M				*GP24-9 (1-3)
			3											
			4	.... Fine grained, red/black						M				
			5					4		M				
			6	Gray, low plastic, medium firm, Clayey Silt (ML), odor										*GP24-9 (5-7)
			7					42		M				
2	45/ 60		8	Brown, medium plastic, soft, Silty Clay (CL), odor						W				
			9					29						
			10	End of boring at 10'						W				

I hereby certify that the information on this form is true and correct to the best of my knowledge.

Signature	Firm
	Endpoint Solutions Corp.

This form is authorized by Chapters 281, 283, 289, 291, 292, 293, 295, and 299, Wis. Stats. Completion of this form is mandatory. Failure to file this form may result in forfeiture of between $10 and $25,000, or imprisonment for up to one year, depending on the program and conduct involved. Personally identifiable information on this form is not intended to be used for any other purpose. NOTE: See instructions for more information, including where the completed form should be sent.

State of Wisconsin
Department of Natural Resources

SOIL BORING LOG INFORMATION

Form 4400-122 Rev. 7-98

Route To: Watershed/Wastewater ☐ Waste Management ☐
Remediation/Revelopment ☑ Other ☐ _____

Facility/Project Name	License/Permit/Monitoring Number	Boring Number
MID-AMERICA STEEL DRUM COMPANY INC/KITZINGER	BRRTS# 02-41-560089	GP24-10

Boring Drilled By: Name of crew chief (first, last) and Firm	Date Drilling Started	Date Drilling Completed	Drilling Method
First Name: Greg Last Name: Wester Firm: Horizon Construction and Exploration LLC	04 / 30 / 2024 (m m / d d / y y y y)	04 / 30 / 2024 (m m / d d / y y y y)	Direct Push

WI Unique Well No.	DNR Well ID No.	Well Name	Final Static Water Level	Surface Elevation	Borehole Diameter
_ _ _ _ _ _	_ _ _		_____ Feet MSL	669.71 Feet MSL	2 inches

Local Grid Origin ☐ (estimated: ☐) or Boring Location ☐
State Plane _____ N, _____ E
NW 1/4 of NE 1/4 of Section 22, T 06 N, R 22

Lat ___ ° ___ ' ___ "
Long ___ ° ___ ' ___ "

Local Grid Location
_____ Feet ☐ S _____ Feet ☐ W
☐ N ☐ E

Facility ID	County	County Code	Civil Town/City/ or Village
241063570	Milwaukee	4 0	City of Milwaukee

Sample Number and Type	Length Att. & Recovered (in)	Blow Counts	Depth in Feet (Below ground surface)	Soil/Rock Description And Geologic Origin For Each Major Unit	USCS	Graphic Log	Well Diagram	PID/FID	Soil Properties: Compressive Strength	Moisture Content	Liquid Limit	Plasticity Index	P 200	RQD/ Comments
1	42/ 60		1	FILL: gray, medium grained, loose, Sandy Gravel (GW)				<1		M				
			2	FILL: black/red, medium grained well graded, loose Silty Sand (SW), trace metal debris				<1		M				*GP24-10 (1-3)
			3											
			4							M				
			5	.... Trace glass debris				3		M				
2	40/ 60		6	Brown, medium plastic, medium firm, Silty Clay (CL)										*GP24-10 (5-7)
			7					5		M				
			8	... Gray, soft						W				
			9	... Brownish gray, firm				6						
			10	End of boring at 10'						M				

I hereby certify that the information on this form is true and correct to the best of my knowledge.

Signature	Firm
	Endpoint Solutions Corp.

This form is authorized by Chapters 281, 283, 289, 291, 292, 293, 295, and 299, Wis. Stats. Completion of this form is mandatory. Failure to file this form may result in forfeiture of between $10 and $25,000, or imprisonment for up to one year, depending on the program and conduct involved. Personally identifiable information on this form is not intended to be used for any other purpose. NOTE: See instructions for more information, including where the completed form should be sent.

State of Wisconsin
Department of Natural Resources

SOIL BORING LOG INFORMATION

Form 4400-122 Rev. 7-98

Route To: Watershed/Wastewater ☐ Waste Management ☐
Remediation/Revelopment ☑ Other ☐ _____

Facility/Project Name	License/Permit/Monitoring Number	Boring Number
MID-AMERICA STEEL DRUM COMPANY INC/KITZINGER	BRRTS# 02-41-560089	GP24-11

Boring Drilled By: Name of crew chief (first, last) and Firm	Date Drilling Started	Date Drilling Completed	Drilling Method
First Name: Greg Last Name: Wester Firm: Horizon Construction and Exploration LLC	04 / 30 / 2024 (m m / d d / y y y y)	04 / 30 / 2024 (m m / d d / y y y y)	Direct Push

WI Unique Well No.	DNR Well ID No.	Well Name	Final Static Water Level	Surface Elevation	Borehole Diameter
W D 4 9 9 _	_ _ _ _	SMW-3R	657.07 Feet MSL	669.07 Feet MSL	2 inches

Local Grid Origin ☐ (estimated: ☐) or Boring Location ☐
State Plane _____ N, _____ E
NW 1/4 of NE 1/4 of Section 22, T 06 N, R 22
Lat ___ ° ___ ' ___ "
Long ___ ° ___ ' ___ "
Local Grid Location: _____ Feet ☐ N ☐ S _____ Feet ☐ E ☐ W

Facility ID	County	County Code	Civil Town/City/ or Village
241063570	Milwaukee	4 0	City of Milwaukee

Sample Number and Type	Length Att. & Recovered (in)	Blow Counts	Depth in Feet (Below ground surface)	Soil/Rock Description And Geologic Origin For Each Major Unit	U S C S	Graphic Log	Well Diagram	PID/FID	Compressive Strength	Moisture Content	Liquid Limit	Plasticity Index	P 200	RQD/ Comments
			1	FILL: gray, well graded, loose Sandy Gravel (GW)				<1		M				
1	42/ 60		2	FILL: black/red, medium grained, well graded, loose, Silty Sand (SW), trace metal debris				6		M				*GP24-11 (1-3)
			3	... Medium dense						M				
			4	... Trace glass debris										
			5					6		M				
			6	Gray, low plastic, medium firm, Clayey Silt (ML), strong odor										*GP24-11 (5-7)
			7					291		M				
2	47/ 60		8							M				
			9	... Grayish brown, firm				265						
			10	... Soft						W				

I hereby certify that the information on this form is true and correct to the best of my knowledge.

Signature	Firm
	Endpoint Solutions Corp.

This form is authorized by Chapters 281, 283, 289, 291, 292, 293, 295, and 299, Wis. Stats. Completion of this form is mandatory. Failure to file this form may result in forfeiture of between $10 and $25,000, or imprisonment for up to one year, depending on the program and conduct involved. Personally identifiable information on this form is not intended to be used for any other purpose. NOTE: See instructions for more information, including where the completed form should be sent.

Boring Number: GP24-11

Sample Number and Type	Sample Length Att. & Recovered (in)	Blow Counts	Depth in Feet	Soil/Rock Description And Geologic Origin For Each Major Unit	U S C S	Graphic Log	Well Diagram	PID/FID	Soil Properties: Compressive Strength	Soil Properties: Moisture Content	Soil Properties: Liquid Limit	Soil Properties: Plasticity Index	Soil Properties: P 200	RQD/ Comments
			11					266		W				
50/ 60	3		12	... Firm, gray						M				
			13					141						
			14	... Soft, trace sand						W				
			15					55		W				
			16											*GP24-11 (15-17)
55/ 60	4		17	Gray, fine grained, poorly graded, medium dense, Sand (SP), odors				23		W				
			18	Gray, medium plastic, medium firm, Silty Clay (CL), odors										
			19					39		M				
			20	End of Boring at 20'										
			21											
			22											
			23											
			24											
			25											
			26											
			27											
			28											
			29											
			30											

State of Wisconsin
Department of Natural Resources

SOIL BORING LOG INFORMATION

Form 4400-122 Rev. 7-98

Route To: Watershed/Wastewater ☐ Waste Management ☐
Remediation/Revelopment ☑ Other ☐ _____

Facility/Project Name	License/Permit/Monitoring Number	Boring Number
MID-AMERICA STEEL DRUM COMPANY INC/KITZINGER	BRRTS# 02-41-560089	GP24-12

Boring Drilled By: Name of crew chief (first, last) and Firm	Date Drilling Started	Date Drilling Completed	Drilling Method
First Name: Greg Last Name: Wester Firm: Horizon Construction and Exploration LLC	04 / 30 / 2024 (m m / d d / y y y y)	04 / 30 / 2024 (m m / d d / y y y y)	Direct Push

WI Unique Well No.	DNR Well ID No.	Well Name	Final Static Water Level	Surface Elevation	Borehole Diameter
W D 4 6 0 _	_ _ _ _	PZ-3	655.20 Feet MSL	672.00 Feet MSL	2 inches

Local Grid Origin ☐ (estimated: ☐) or Boring Location ☐
State Plane _____ N, _____ E
NW 1/4 of NE 1/4 of Section 22, T 06 N, R 22
Lat ___ ° ___ ' ___ "
Long ___ ° ___ ' ___ "
Local Grid Location
_____ Feet ☐ N ☐ S _____ Feet ☐ E ☐ W

Facility ID	County	County Code	Civil Town/City/ or Village
241063570	Milwaukee	4 0	City of Milwaukee

Sample Number and Type	Length Att. & Recovered (in)	Blow Counts	Depth in Feet (Below ground surface)	Soil/Rock Description And Geologic Origin For Each Major Unit	USCS	Graphic Log	Well Diagram	PID/FID	Compressive Strength	Moisture Content	Liquid Limit	Plasticity Index	P 200	RQD/ Comments
1	52/ 60		1	FILL: Black, non-plastic, soft, Sandy Silt (ML)				<1		M				
			2	FILL: Brown, low plastic, firm, Clayey Silt (ML)						M				*GP24-12 (1-3)
			3	Fill: Brown, non-plastic, firm, Sandy Silt (ML)				<1						
			4	Brown, medium plastic, firm, Silty Clay (CL)						M				
			5					<1						
			6							M				
			7					<1		M				*GP24-12 (6-8)
2	57/ 60		8	... Gray										
			9					<1		M				
			10	... Medium firm						M				

I hereby certify that the information on this form is true and correct to the best of my knowledge.

Signature	Firm
	Endpoint Solutions Corp.

This form is authorized by Chapters 281, 283, 289, 291, 292, 293, 295, and 299, Wis. Stats. Completion of this form is mandatory. Failure to file this form may result in forfeiture of between $10 and $25,000, or imprisonment for up to one year, depending on the program and conduct involved. Personally identifiable information on this form is not intended to be used for any other purpose. NOTE: See instructions for more information, including where the completed form should be sent.

Boring Number: GP24-12

Sample Number and Type	Sample Length Att. & Recovered (in)	Blow Counts	Depth in Feet	Soil/Rock Description And Geologic Origin For Each Major Unit	U S C S	Graphic Log	Well Diagram	PID/FID	Soil Properties: Compressive Strength	Soil Properties: Moisture Content	Soil Properties: Liquid Limit	Soil Properties: Plasticity Index	Soil Properties: P 200	RQD/ Comments
			11					<1		M				
			12							M				
58/ 60	3		13	... Firm				<1		M				
			14											
			15					<1		M				
			16	... Medium Firm						M				
58/ 60	4		17					<1						
			18							M				
			19					<1						
			20							M				
			21					<1						
			22							M				
59/ 60	5		23					<1		M				
			24											
			25					<1		M				
			26	Gray, non-plastic, medium firm, Silt (ML), trace fine sand				<1						*GP24-12 (26-28)
58/ 60	6		27							W				
			28					<1						End of Boring at 30'
			29	Gray, medium plastic, medium firm, Silty Clay (CL)						M				
			30											

State of Wisconsin
Department of Natural Resources

SOIL BORING LOG INFORMATION

Form 4400-122 Rev. 7-98

Route To: Watershed/Wastewater ☐ Waste Management ☐
Remediation/Revelopment ☑ Other ☐ _____

Facility/Project Name	License/Permit/Monitoring Number	Boring Number
MID-AMERICA STEEL DRUM COMPANY INC/KITZINGER	BRRTS# 02-41-560089	GP24-13

Boring Drilled By: Name of crew chief (first, last) and Firm	Date Drilling Started	Date Drilling Completed	Drilling Method
First Name: Greg Last Name: Wester Firm: Horizon Construction and Exploration LLC	05 / 01 / 2024 (m m / d d / y y y y)	05 / 01 / 2024 (m m / d d / y y y y)	Direct Push

WI Unique Well No.	DNR Well ID No.	Well Name	Final Static Water Level	Surface Elevation	Borehole Diameter
_ _ _ _ _ _	_ _ _		_____ Feet MSL	670.95 Feet MSL	2 inches

Local Grid Origin ☐ (estimated: ☐) or Boring Location ☐
State Plane _____ N, _____ E
NW 1/4 of NE 1/4 of Section 22, T 06 N, R 22

Lat ___ ° ___ ' ___ "
Long ___ ° ___ ' ___ "

Local Grid Location
_____ Feet ☐ S _____ Feet ☐ W
☑ N ☑ E

Facility ID	County	County Code	Civil Town/City/ or Village
241063570	Milwaukee	4 0	City of Milwaukee

Sample Number and Type	Length Att. & Recovered (in)	Blow Counts	Depth in Feet (Below ground surface)	Soil/Rock Description And Geologic Origin For Each Major Unit	U S C S	Graphic Log	Well Diagram	PID/FID	Soil Properties: Compressive Strength	Moisture Content	Liquid Limit	Plasticity Index	P 200	RQD/ Comments
1	41/ 60		1	FILL: dark brown, low plastic, medium firm, sandy Silt (ML)				<1		M				
			2	FILL: brown, medium grained, loose, Sandy Gravel (GW), trace plastic debris										*GP24-13 (1-3)
										M				
			3	Brown, medium plastic, medium firm, Silty Clay (CL)				<1						
			4							M				
			5					<1						
										M				
			6	... Light Brown										
			7							M				
2	50/ 60							<1						*GP24-13 (6-8)
			8	Brown, medium plastic, medium firm, soft, Sandy Clay (CL)						W				
			9											
			10	Brown, medium plastic, medium firm, Silty Clay (CL)				<1		M				
				End of boring at 10'										

I hereby certify that the information on this form is true and correct to the best of my knowledge.

Signature	Firm
	Endpoint Solutions Corp.

This form is authorized by Chapters 281, 283, 289, 291, 292, 293, 295, and 299, Wis. Stats. Completion of this form is mandatory. Failure to file this form may result in forfeiture of between $10 and $25,000, or imprisonment for up to one year, depending on the program and conduct involved. Personally identifiable information on this form is not intended to be used for any other purpose. NOTE: See instructions for more information, including where the completed form should be sent.

State of Wisconsin
Department of Natural Resources

SOIL BORING LOG INFORMATION

Form 4400-122 Rev. 7-98

Route To: Watershed/Wastewater ☐ Waste Management ☐
Remediation/Revelopment ☑ Other ☐ _____

Facility/Project Name	License/Permit/Monitoring Number	Boring Number
MID-AMERICA STEEL DRUM COMPANY INC/KITZINGER	BRRTS# 02-41-560089	GP24-14

Boring Drilled By: Name of crew chief (first, last) and Firm	Date Drilling Started	Date Drilling Completed	Drilling Method
First Name: Greg Last Name: Wester Firm: Horizon Construction and Exploration LLC	05/01/2024	05/01/2024	Direct Push

WI Unique Well No.	DNR Well ID No.	Well Name	Final Static Water Level	Surface Elevation	Borehole Diameter
_ _ _ _ _ _	_ _ _		_____ Feet MSL	665.30 Feet MSL	2 inches

Local Grid Origin ☐ (estimated: ☐) or Boring Location ☐
State Plane _____ N, _____ E
NW 1/4 of NE 1/4 of Section 22, T 06 N, R 22

Lat ___ ° ___ ' ___ "
Long ___ ° ___ ' ___ "

Local Grid Location
_____ Feet ☐ S _____ Feet ☐ W
☐ N ☐ E

Facility ID	County	County Code	Civil Town/City/ or Village
241063570	Milwaukee	4 0	City of Milwaukee

Sample Number and Type	Length Att. & Recovered (in)	Blow Counts	Depth in Feet (Below ground surface)	Soil/Rock Description And Geologic Origin For Each Major Unit	USCS	Graphic Log	Well Diagram	PID/FID	Soil Properties: Compressive Strength	Moisture Content	Liquid Limit	Plasticity Index	P 200	RQD/ Comments
			1	FILL: dark brown, low plastic, medium firm, Sandy Silt (ML)				<1		M				
1	50/60		2	Grayish brown, medium plastic, medium firm, Silty Clay (CL)						M				*GP24-14 (1-3)
			3					<1						
			4							M				
			5					<1						
			6							M				*GP24-14 (5-7)
			7							M				
2	52/60		8	... Gray, soft				2						
			9							W				
			10	Black, low plastic, soft, Clayey Silt (ML), odor				34		W				*GP24-14 (8-10)
				End of boring at 10'										

I hereby certify that the information on this form is true and correct to the best of my knowledge.

Signature	Firm
	Endpoint Solutions Corp.

This form is authorized by Chapters 281, 283, 289, 291, 292, 293, 295, and 299, Wis. Stats. Completion of this form is mandatory. Failure to file this form may result in forfeiture of between $10 and $25,000, or imprisonment for up to one year, depending on the program and conduct involved. Personally identifiable information on this form is not intended to be used for any other purpose. NOTE: See instructions for more information, including where the completed form should be sent.

State of Wisconsin
Department of Natural Resources

SOIL BORING LOG INFORMATION

Form 4400-122 Rev. 7-98

Route To: Watershed/Wastewater ☐ Waste Management ☐
Remediation/Revelopment ☑ Other ☐ _____

Facility/Project Name	License/Permit/Monitoring Number	Boring Number
MID-AMERICA STEEL DRUM COMPANY INC/KITZINGER	BRRTS# 02-41-560089	GP24-15

Boring Drilled By: Name of crew chief (first, last) and Firm	Date Drilling Started	Date Drilling Completed	Drilling Method
First Name: Greg Last Name: Wester Firm: Horizon Construction and Exploration LLC	05 / 01 / 2024 (m m / d d / y y y y)	05 / 01 / 2024 (m m / d d / y y y y)	Direct Push

WI Unique Well No.	DNR Well ID No.	Well Name	Final Static Water Level	Surface Elevation	Borehole Diameter
W D 4 6 1 _	_ _ _ _	PZ-4	654.90 Feet MSL	667.25 Feet MSL	2 inches

Local Grid Origin ☐ (estimated: ☐) or Boring Location ☐
State Plane _____ N, _____ E
NW 1/4 of NE 1/4 of Section 22, T 06 N, R 22
Lat ___ ° ___ ' ___ "
Long ___ ° ___ ' ___ "
Local Grid Location: _____ Feet ☐ S ☐ N _____ Feet ☐ W ☐ E

Facility ID	County	County Code	Civil Town/City/ or Village
241063570	Milwaukee	4 0	City of Milwaukee

Sample Number and Type	Length Att. & Recovered (in)	Blow Counts	Depth in Feet (Below ground surface)	Soil/Rock Description And Geologic Origin For Each Major Unit	USCS	Graphic Log	Well Diagram	PID/FID	Soil Properties: Compressive Strength	Moisture Content	Liquid Limit	Plasticity Index	P 200	RQD/ Comments
1	39/ 60		1	FILL: Dark brown, medium plastic, medium firm, Clayey Silt (ML)				<1		M				
			2	FILL: Tan, medium grained, well graded, loose, Gravely Sand (SW)				<1		M				
			3											*GP24-15 (2-4)
			4	Grayish brown, medium plastic, medium firm, Silty Clay (CL)				<1		M				
			5							M				
			6					<1						
			7					<1		M				
2	40/ 60		8	... Trace sand						M				
			9					<1						
			10					<1		M				*GP24-15 (9-11)

I hereby certify that the information on this form is true and correct to the best of my knowledge.

Signature	Firm
	Endpoint Solutions Corp.

This form is authorized by Chapters 281, 283, 289, 291, 292, 293, 295, and 299, Wis. Stats. Completion of this form is mandatory. Failure to file this form may result in forfeiture of between $10 and $25,000, or imprisonment for up to one year, depending on the program and conduct involved. Personally identifiable information on this form is not intended to be used for any other purpose. NOTE: See instructions for more information, including where the completed form should be sent.

Boring Number: GP24-15

Sample Number and Type	Length Att. & Recovered (in)	Blow Counts	Depth in Feet	Soil/Rock Description And Geologic Origin For Each Major Unit	U S C S	Graphic Log	Well Diagram	PID/FID	Soil Properties: Compressive Strength	Moisture Content	Liquid Limit	Plasticity Index	P 200	RQD/ Comments
45										W				
			11											
								2						
			12							W				
43/ 60	3			... Soft										
			13					<1						
										M				
			14	... Medium Firm										
								<1						
			15							W				
			16					<1						
										W				
			17	...Sand seam										
44/ 60	4							<1						
			18							W				
			19					<1						
				Brown, medium grained, well graded, loose, Silty Sand (SW)										
			20							W				
								<1						
			21											
				Grayish brown, medium grained, well graded, loose, Gravely Sand (SW)						W				
			22					<1						
41/ 60	5													
			23							W				
								<1						
			24											
				Gray, fine grained, poorly graded, medium dense, Silty Sand (SP)										*GP24-15 (23-25)
			25					<1		W				
			26											
								<1						
			27	Gray, medium grained, well graded, medium dense, Silty Sand (SW)						W				
45/ 60	6													
			28					<1						
			29	... Trace gravel						W				End of Boring at 30'
								<1						
			30											

State of Wisconsin
Department of Natural Resources

Route to: Watershed/Wastewater ☐ Waste Management ☐ Remediation/Redevelopment ☐ Other ☐ _____

MONITORING WELL CONSTRUCTION
Form 4400-113A Rev. 7-98

Facility/Project Name: Mid-America Steel Drum Company INC	Local Grid Location of Well: ☐ N. ☐ S. _____ ft. ☐ E. ☐ W. _____ ft.	Well Name: SMW-3R
Facility License, Permit or Monitoring No.: BRRTS# 02-41-560089	Local Grid Origin ☐ (estimated: ☐) or Well Location ☐ Lat. ___° ___' ___" Long. ___° ___' ___" or	Wis. Unique Well No.: WD499 / DNR Well ID No.:
Facility ID: 241063570	St. Plane _____ ft. N, _____ ft. E. S/C/N	Date Well Installed: 05 / 01 / 2024 (m m d d y y y y)
Type of Well: Well Code ___/___	Section Location of Waste/Source: NW 1/4 of NE 1/4 of Sec. 22, T. 06 N, R. 22 ☒ E ☐ W	Well Installed By: Name (first, last) and Firm: Greg Wester / Horizon Construction
Distance from Waste/Source ___ ft. Enf. Stds. Apply ☐	Location of Well Relative to Waste/Source: u ☐ Upgradient s ☐ Sidegradient d ☐ Downgradient n ☐ Not Known	Gov. Lot Number:

A. Protective pipe, top elevation 669.07 ft. MSL

B. Well casing, top elevation 668.41 ft. MSL

C. Land surface elevation 669.07 ft. MSL

D. Surface seal, bottom _____ ft. MSL or 1.5 ft.

12. USCS classification of soil near screen:
GP ☐ GM ☐ GC ☐ GW ☐ SW ☐ SP ☐
SM ☐ SC ☐ ML ☒ MH ☐ CL ☐ CH ☐
Bedrock ☐

13. Sieve analysis performed? ☐ Yes ☒ No

14. Drilling method used: Rotary ☐ 50
Hollow Stem Auger ☒ 41
Other ☐ _____

15. Drilling fluid used: Water ☐ 02 Air ☐ 01
Drilling Mud ☐ 03 None ☒ 99

16. Drilling additives used? ☐ Yes ☒ No

Describe _____

17. Source of water (attach analysis, if required):

E. Bentonite seal, top _____ ft. MSL or 1.5 ft.

F. Fine sand, top _____ ft. MSL or 5.5 ft.

G. Filter pack, top _____ ft. MSL or 6.5 ft.

H. Screen joint, top _____ ft. MSL or 8.5 ft.

I. Well bottom _____ ft. MSL or 18.5 ft.

J. Filter pack, bottom _____ ft. MSL or 19.0 ft.

K. Borehole, bottom _____ ft. MSL or 19.0 ft.

L. Borehole, diameter 8.25 in.

M. O.D. well casing 2.06 in.

N. I.D. well casing 2.00 in.

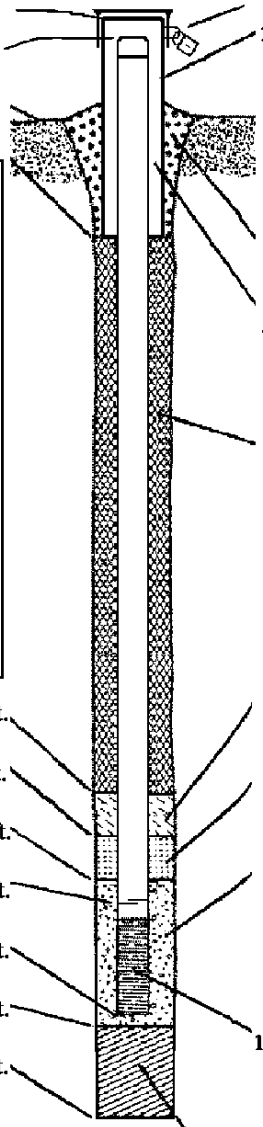

1. Cap and lock? ☒ Yes ☐ No

2. Protective cover pipe:
a. Inside diameter: 8 in.
b. Length: 1 ft.
c. Material: Steel ☒ 04 Other ☐ _____
d. Additional protection? ☐ Yes ☐ No
If yes, describe: _____

3. Surface seal: Bentonite ☐ 30 Concrete ☒ 01 Other ☐ _____

4. Material between well casing and protective pipe: Bentonite ☒ 30 Other ☐ _____

5. Annular space seal: a. Granular/Chipped Bentonite ☒ 33
b. _____ Lbs/gal mud weight . . . Bentonite-sand slurry ☐ 35
c. _____ Lbs/gal mud weight . . . . . Bentonite slurry ☐ 31
d. _____ % Bentonite . . . . . Bentonite-cement grout ☐ 50
e. 0.75 Ft^3 volume added for any of the above
f. How installed: Tremie ☐ 01 Tremie pumped ☐ 02 Gravity ☒ 08

6. Bentonite seal: a. Bentonite granules ☐ 33
b. ☐ 1/4 in. ☒ 3/8 in. ☐ 1/2 in. Bentonite chips ☒ 32
c. _____ Other ☐ _____

7. Fine sand material: Manufacturer, product name & mesh size
a. Red Flint #15
b. Volume added 0.25 ft^3

8. Filter pack material: Manufacturer, product name & mesh size
a. Red Flint #40
b. Volume added 3.5 ft^3

9. Well casing: Flush threaded PVC schedule 40 ☒ 23
Flush threaded PVC schedule 80 ☐ 24
Other ☐ _____

10. Screen material: PVC Schedule 40
a. Screen type: Factory cut ☒ 11 Continuous slot ☐ 01 Other ☐ _____
b. Manufacturer Johnson Screens
c. Slot size: 0.01 in.
d. Slotted length: 10 ft.

11. Backfill material (below filter pack): None ☐ 14
Red Flint #40 Other ☒ _____

I hereby certify that the information on this form is true and correct to the best of my knowledge.

Signature	Firm
	Endpoint Solutions Corporation

Please complete both Forms 4400-113A and 4400-113B and return them to the appropriate DNR office and bureau. Completion of these reports is required by chs. 160, 281, 283, 289, 291, 292, 293, 295, and 299, Wis. Stats., and ch. NR 141, Wis. Adm. Code. In accordance with chs. 281, 289, 291, 292, 293, 295, and 299, Wis. Stats., failure to file these forms may result in a forfeiture of between $10 and $25,000, or imprisonment for up to one year, depending on the program and conduct involved. Personally identifiable information on these forms is not intended to be used for any other purpose. NOTE: See the instructions for more information, including where the completed forms should be sent.

State of Wisconsin
Department of Natural Resources

Route to: Watershed/Wastewater ☐ Waste Management ☐ Remediation/Redevelopment ☐ Other ☐ _____

MONITORING WELL CONSTRUCTION
Form 4400-113A Rev. 7-98

Facility/Project Name: Mid-America Steel Drum Company INC	Local Grid Location of Well: ☐ N. ☐ S. _____ ft. ☐ E. ☐ W. _____ ft.	Well Name: PZ-3
Facility License, Permit or Monitoring No.: BRRTS# 02-41-560089	Local Grid Origin ☐ (estimated: ☐) or Well Location ☐ Lat. ___° ___' ___" Long. ___° ___' ___" or	Wis. Unique Well No.: WD460 / DNR Well ID No.:
Facility ID: 241063570	St. Plane _____ ft. N, _____ ft. E. S/C/N	Date Well Installed: 05 / 01 / 2024 (m m d d y y y y)
Type of Well: Well Code ___/___	Section Location of Waste/Source: NW 1/4 of NE 1/4 of Sec. 22, T. 06 N, R. 22 ☒ E ☐ W	Well Installed By: Name (first, last) and Firm: Greg Wester / Horizon Construction
Distance from Waste/Source ___ ft. Enf. Stds. Apply ☐	Location of Well Relative to Waste/Source: u ☐ Upgradient s ☐ Sidegradient d ☐ Downgradient n ☐ Not Known	Gov. Lot Number:

A. Protective pipe, top elevation 672.01 ft. MSL

B. Well casing, top elevation 671.49 ft. MSL

C. Land surface elevation 672.01 ft. MSL

D. Surface seal, bottom _____ ft. MSL or 1.5 ft.

12. USCS classification of soil near screen:
GP ☐ GM ☐ GC ☐ GW ☐ SW ☐ SP ☐
SM ☐ SC ☐ ML ☒ MH ☐ CL ☐ CH ☐
Bedrock ☐

13. Sieve analysis performed? ☐ Yes ☒ No

14. Drilling method used: Rotary ☐ 50
Hollow Stem Auger ☒ 41
_____ Other ☐

15. Drilling fluid used: Water ☐ 02 Air ☐ 01
Drilling Mud ☐ 03 None ☒ 99

16. Drilling additives used? ☐ Yes ☒ No

Describe _____

17. Source of water (attach analysis, if required):
_____

E. Bentonite seal, top _____ ft. MSL or 1.5 ft.

F. Fine sand, top _____ ft. MSL or 22.5 ft.

G. Filter pack, top _____ ft. MSL or 23.5 ft.

H. Screen joint, top _____ ft. MSL or 25.5 ft.

I. Well bottom _____ ft. MSL or 30.5 ft.

J. Filter pack, bottom _____ ft. MSL or 31.0 ft.

K. Borehole, bottom _____ ft. MSL or 31.0 ft.

L. Borehole, diameter 8.25 in.

M. O.D. well casing 2.06 in.

N. I.D. well casing 2.00 in.

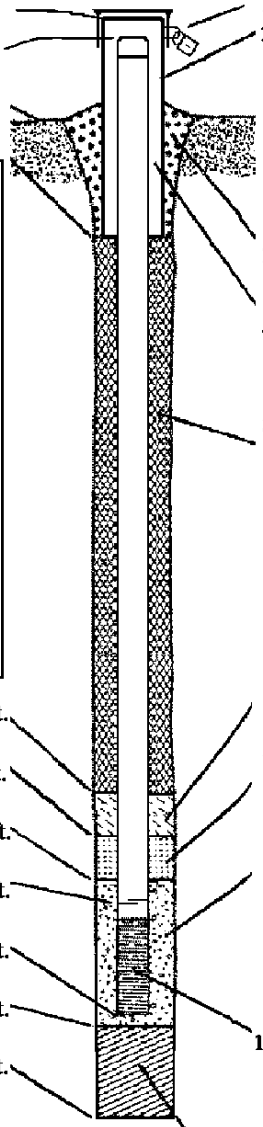

1. Cap and lock? ☒ Yes ☐ No

2. Protective cover pipe:
a. Inside diameter: 8 in.
b. Length: 1 ft.
c. Material: Steel ☒ 04
_____ Other ☐
d. Additional protection? ☐ Yes ☐ No
If yes, describe: _____

3. Surface seal: Bentonite ☐ 30
Concrete ☒ 01
_____ Other ☐

4. Material between well casing and protective pipe:
Bentonite ☒ 30
_____ Other ☐

5. Annular space seal: a. Granular/Chipped Bentonite ☒ 33
b. _____ Lbs/gal mud weight . . . Bentonite-sand slurry ☐ 35
c. _____ Lbs/gal mud weight . . . . . Bentonite slurry ☐ 31
d. _____ % Bentonite . . . . . Bentonite-cement grout ☐ 50
e. 4.0 Ft^3 volume added for any of the above
f. How installed: Tremie ☐ 01
Tremie pumped ☐ 02
Gravity ☒ 08

6. Bentonite seal: a. Bentonite granules ☐ 33
b. ☐ 1/4 in. ☒ 3/8 in. ☐ 1/2 in. Bentonite chips ☒ 32
c. _____ Other ☐

7. Fine sand material: Manufacturer, product name & mesh size
a. Red Flint #15
b. Volume added 0.25 ft^3

8. Filter pack material: Manufacturer, product name & mesh size
a. Red Flint #40
b. Volume added 2.0 ft^3

9. Well casing: Flush threaded PVC schedule 40 ☒ 23
Flush threaded PVC schedule 80 ☐ 24
_____ Other ☐

10. Screen material: PVC Schedule 40
a. Screen type: Factory cut ☒ 11
Continuous slot ☐ 01
_____ Other ☐
b. Manufacturer Johnson Screens
c. Slot size: 0.01 in.
d. Slotted length: 10 ft.

11. Backfill material (below filter pack): None ☐ 14
Red Flint #40 Other ☒

I hereby certify that the information on this form is true and correct to the best of my knowledge.

Signature	Firm
	Endpoint Solutions Corporation

Please complete both Forms 4400-113A and 4400-113B and return them to the appropriate DNR office and bureau. Completion of these reports is required by chs. 160, 281, 283, 289, 291, 292, 293, 295, and 299, Wis. Stats., and ch. NR 141, Wis. Adm. Code. In accordance with chs. 281, 289, 291, 292, 293, 295, and 299, Wis. Stats., failure to file these forms may result in a forfeiture of between $10 and $25,000, or imprisonment for up to one year, depending on the program and conduct involved. Personally identifiable information on these forms is not intended to be used for any other purpose. NOTE: See the instructions for more information, including where the completed forms should be sent.

State of Wisconsin
Department of Natural Resources

Route to: Watershed/Wastewater ☐ Waste Management ☐ Remediation/Redevelopment ☐ Other ☐ _____

MONITORING WELL CONSTRUCTION
Form 4400-113A Rev. 7-98

Facility/Project Name: Mid-America Steel Drum Company INC	Local Grid Location of Well: ☐ N. ☐ S. _____ ft. ☐ E. ☐ W. _____ ft.	Well Name: PZ-4
Facility License, Permit or Monitoring No.: BRRTS# 02-41-560089	Local Grid Origin ☐ (estimated: ☐) or Well Location ☐ Lat. ___° ___' ___" Long. ___° ___' ___" or	Wis. Unique Well No.: WD461 / DNR Well ID No.:
Facility ID: 241063570	St. Plane _____ ft. N, _____ ft. E. S/C/N	Date Well Installed: 05 / 01 / 2024 (m m d d y y y y)
Type of Well: Well Code ___/___	Section Location of Waste/Source: NW 1/4 of NE 1/4 of Sec. 22, T. 06 N, R. 22 ☒ E ☐ W	Well Installed By: Name (first, last) and Firm: Greg Wester, Horizon Construction
Distance from Waste/Source ___ ft. Enf. Stds. Apply ☐	Location of Well Relative to Waste/Source: u ☐ Upgradient s ☐ Sidegradient d ☐ Downgradient n ☐ Not Known	Gov. Lot Number:

A. Protective pipe, top elevation 667.25 ft. MSL

B. Well casing, top elevation 667.04 ft. MSL

C. Land surface elevation 667.25 ft. MSL

D. Surface seal, bottom _____ ft. MSL or 1.5 ft.

12. USCS classification of soil near screen:
GP ☐ GM ☐ GC ☐ GW ☐ SW ☒ SP ☐
SM ☐ SC ☐ ML ☐ MH ☐ CL ☐ CH ☐
Bedrock ☐

13. Sieve analysis performed? ☐ Yes ☒ No

14. Drilling method used: Rotary ☐ 50
Hollow Stem Auger ☒ 41
Other ☐ ___

15. Drilling fluid used: Water ☐ 02 Air ☐ 01
Drilling Mud ☐ 03 None ☒ 99

16. Drilling additives used? ☐ Yes ☒ No

Describe _____

17. Source of water (attach analysis, if required):

E. Bentonite seal, top _____ ft. MSL or 1.5 ft.

F. Fine sand, top _____ ft. MSL or 21.6 ft.

G. Filter pack, top _____ ft. MSL or 22.6 ft.

H. Screen joint, top _____ ft. MSL or 24.6 ft.

I. Well bottom _____ ft. MSL or 29.6 ft.

J. Filter pack, bottom _____ ft. MSL or 30.0 ft.

K. Borehole, bottom _____ ft. MSL or 30.0 ft.

L. Borehole, diameter 8.25 in.

M. O.D. well casing 2.06 in.

N. I.D. well casing 2.00 in.

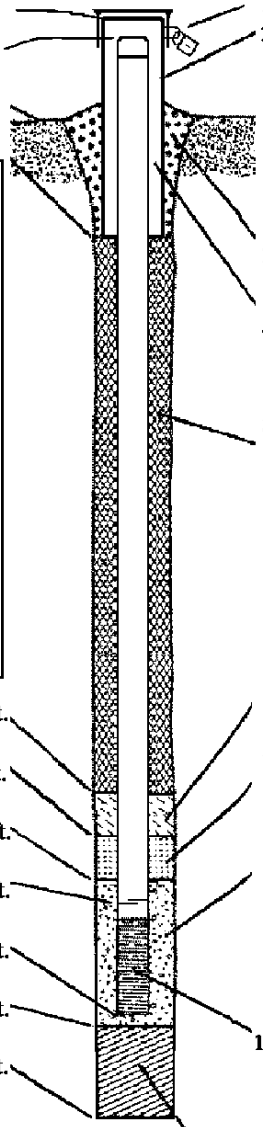

1. Cap and lock? ☒ Yes ☐ No

2. Protective cover pipe:
a. Inside diameter: 8 in.
b. Length: 1 ft.
c. Material: Steel ☒ 04
Other ☐ ___
d. Additional protection? ☐ Yes ☐ No
If yes, describe: _____

3. Surface seal: Bentonite ☐ 30
Concrete ☒ 01
Other ☐ ___

4. Material between well casing and protective pipe:
Bentonite ☒ 30
Other ☐ ___

5. Annular space seal: a. Granular/Chipped Bentonite ☒ 33
b. _____ Lbs/gal mud weight . . . Bentonite-sand slurry ☐ 35
c. _____ Lbs/gal mud weight . . . . . Bentonite slurry ☐ 31
d. _____ % Bentonite . . . . . Bentonite-cement grout ☐ 50
e. 3.25 Ft^3 volume added for any of the above
f. How installed: Tremie ☐ 01
Tremie pumped ☐ 02
Gravity ☒ 08

6. Bentonite seal: a. Bentonite granules ☐ 33
b. ☐ 1/4 in. ☒ 3/8 in. ☐ 1/2 in. Bentonite chips ☒ 32
c. _____ Other ☐ ___

7. Fine sand material: Manufacturer, product name & mesh size
a. Red Flint #15
b. Volume added 0.25 ft^3

8. Filter pack material: Manufacturer, product name & mesh size
a. Red Flint #40
b. Volume added 2.0 ft^3

9. Well casing: Flush threaded PVC schedule 40 ☒ 23
Flush threaded PVC schedule 80 ☐ 24
Other ☐ ___

10. Screen material: PVC Schedule 40
a. Screen type: Factory cut ☒ 11
Continuous slot ☐ 01
Other ☐ ___
b. Manufacturer Johnson Screens
c. Slot size: 0.01 in.
d. Slotted length: 10 ft.

11. Backfill material (below filter pack): None ☐ 14
Red Flint #40 Other ☒ ___

I hereby certify that the information on this form is true and correct to the best of my knowledge.

Signature	Firm
	Endpoint Solutions Corporation

Please complete both Forms 4400-113A and 4400-113B and return them to the appropriate DNR office and bureau. Completion of these reports is required by chs. 160, 281, 283, 289, 291, 292, 293, 295, and 299, Wis. Stats., and ch. NR 141, Wis. Adm. Code. In accordance with chs. 281, 289, 291, 292, 293, 295, and 299, Wis. Stats., failure to file these forms may result in a forfeiture of between $10 and $25,000, or imprisonment for up to one year, depending on the program and conduct involved. Personally identifiable information on these forms is not intended to be used for any other purpose. NOTE: See the instructions for more information, including where the completed forms should be sent.

State of Wisconsin
Department of Natural Resources

MONITORING WELL DEVELOPMENT

Form 4400-113B Rev. 7-98

Route to: Watershed/Wastewater ☐ Waste Management ☐
Remediation/Redevelopment ☒ Other ☐ _____

Facility/Project Name	County Name	Well Name
Mid-America Steel Drum Company INC/Kitzinger	Milwaukee	SMW-3R

Facility License, Permit or Monitoring Number	County Code	Wis. Unique Well Number	DNR Well ID Number
BRRTS #: 02-41-593926	40	WD499	

1. Can this well be purged dry? ☒ Yes ☐ No

2. Well development method
   - surged with bailer and bailed ☒ 41
   - surged with bailer and pumped ☐ 61
   - surged with block and bailed ☐ 42
   - surged with block and pumped ☐ 62
   - surged with block, bailed and pumped ☐ 70
   - compressed air ☐ 20
   - bailed only ☐ 10
   - pumped only ☐ 51
   - pumped slowly ☐ 50
   - Other _____ ☐

3. Time spent developing well 30 min.

4. Depth of well (from top of well casisng) 18.0 ft.

5. Inside diameter of well 2.00 in.

6. Volume of water in filter pack and well casing 6.0 gal.

7. Volume of water removed from well 8.0 gal.

8. Volume of water added (if any) ___.__ gal.

9. Source of water added _____

10. Analysis performed on water added? ☐ Yes ☐ No
(If yes, attach results)

	Before Development	After Development
11. Depth to Water (from top of well casing)	a. 11.34 ft.	17.91 ft.
Date	b. 05/10/2024 (m m / d d / y y y y)	05/10/2024 (m m / d d / y y y y)
Time	c. 9:00 ☒ a.m. ☐ p.m.	10:31 ☒ a.m. ☐ p.m.
12. Sediment in well bottom	1.0 inches	0.0 inches
13. Water clarity	Clear ☐ 10 Turbid ☒ 15	Clear ☐ 20 Turbid ☒ 25
(Describe)	Slightly Turbid Brown	Slightly Turbid Brown

Fill in if drilling fluids were used and well is at solid waste facility:

14. Total suspended solids	____.__ mg/l	____.__ mg/l
15. COD	____.__ mg/l	____.__ mg/l

16. Well developed by: Name (first, last) and Firm
First Name: Ryan Last Name: Johnson
Firm: Endpoint Solutions Corporation

17. Additional comments on development:
Monitoring Well was purged dry twice.

Name and Address of Facility Contact /Owner/Responsible Party
First Name: Mike Last Name: Higgins
Facility/Firm: Mid-America Steel Drum Company INC
Street: 8750 S. Chicago Road
City/State/Zip: Oak Creek, WI, 53154

I hereby certify that the above information is true and correct to the best of my knowledge.
Signature: _____
Print Name: Ryan Johnson
Firm: Endpoint Solutions Corporation

NOTE: See instructions for more information including a list of county codes and well type codes.

State of Wisconsin
Department of Natural Resources

MONITORING WELL DEVELOPMENT

Form 4400-113B Rev. 7-98

Route to: Watershed/Wastewater ☐ Waste Management ☐
Remediation/Redevelopment ☒ Other ☐ _____

Facility/Project Name	County Name	Well Name
Mid-America Steel Drum Company INC/Kitzinger	Milwaukee	PZ-3

Facility License, Permit or Monitoring Number	County Code	Wis. Unique Well Number	DNR Well ID Number
BRRTS #: 02-41-593926	40	WD460	

1. Can this well be purged dry? ☒ Yes ☐ No

2. Well development method
   - surged with bailer and bailed ☒ 41
   - surged with bailer and pumped ☐ 61
   - surged with block and bailed ☐ 42
   - surged with block and pumped ☐ 62
   - surged with block, bailed and pumped ☐ 70
   - compressed air ☐ 20
   - bailed only ☐ 10
   - pumped only ☐ 51
   - pumped slowly ☐ 50
   - Other _____ ☐

3. Time spent developing well 30 min.

4. Depth of well (from top of well casisng) 301 ft.

5. Inside diameter of well 2.00 in.

6. Volume of water in filter pack and well casing 7.9 gal.

7. Volume of water removed from well 8.0 gal.

8. Volume of water added (if any) ___.__ gal.

9. Source of water added _____

10. Analysis performed on water added? ☐ Yes ☐ No
(If yes, attach results)

	Before Development	After Development
11. Depth to Water (from top of well casing)	a. 16.29 ft.	29.98 ft.
Date	b. 05/10/2024 (m m / d d / y y y y)	05/10/2024 (m m / d d / y y y y)
Time	c. 7:29 ☒ a.m. ☐ p.m.	10:29 ☒ a.m. ☐ p.m.
12. Sediment in well bottom	0.0 inches	0.0 inches
13. Water clarity	Clear ☒ 10 / Turbid ☐ 15	Clear ☐ 20 / Turbid ☒ 25
(Describe)	Clear	Slightly Turbid
		Gray

Fill in if drilling fluids were used and well is at solid waste facility:

14. Total suspended solids	____.__ mg/l	____.__ mg/l
15. COD	____.__ mg/l	____.__ mg/l

16. Well developed by: Name (first, last) and Firm
First Name: Ryan Last Name: Johnson
Firm: Endpoint Solutions Corporation

17. Additional comments on development:
Monitoring Well was purged dry twice.

Name and Address of Facility Contact /Owner/Responsible Party
First Name: Mike Last Name: Higgins
Facility/Firm: Mid-America Steel Drum Company INC
Street: 8750 S. Chicago Road
City/State/Zip: Oak Creek, WI, 53154

I hereby certify that the above information is true and correct to the best of my knowledge.
Signature: _____
Print Name: Ryan Johnson
Firm: Endpoint Solutions Corporation

NOTE: See instructions for more information including a list of county codes and well type codes.

State of Wisconsin
Department of Natural Resources

MONITORING WELL DEVELOPMENT

Form 4400-113B Rev. 7-98

Route to: Watershed/Wastewater ☐ Waste Management ☐
Remediation/Redevelopment ☒ Other ☐ _____

Facility/Project Name	County Name	Well Name
Mid-America Steel Drum Company INC/Kitzinger	Milwaukee	PZ-4

Facility License, Permit or Monitoring Number	County Code	Wis. Unique Well Number	DNR Well ID Number
BRRTS #: 02-41-593926	40	WD461	

1. Can this well be purged dry? ☐ Yes ☒ No

2. Well development method
   - surged with bailer and bailed ☒ 41
   - surged with bailer and pumped ☐ 61
   - surged with block and bailed ☐ 42
   - surged with block and pumped ☐ 62
   - surged with block, bailed and pumped ☐ 70
   - compressed air ☐ 20
   - bailed only ☐ 10
   - pumped only ☐ 51
   - pumped slowly ☐ 50
   - Other _____ ☐

3. Time spent developing well 54 min.

4. Depth of well (from top of well casisng) 29.4 ft.

5. Inside diameter of well 2.00 in.

6. Volume of water in filter pack and well casing 8.2 gal.

7. Volume of water removed from well 30.0 gal.

8. Volume of water added (if any) ___.__ gal.

9. Source of water added _____

10. Analysis performed on water added? ☐ Yes ☐ No
(If yes, attach results)

	Before Development	After Development
11. Depth to Water (from top of well casing)	a. 12.14 ft.	13.91 ft.
Date	b. 05/10/2024 (m m / d d / y y y y)	05/10/2024 (m m / d d / y y y y)
Time	c. 8:03 ☒ a.m. ☐ p.m.	8:57 ☒ a.m. ☐ p.m.
12. Sediment in well bottom	3.0 inches	0.0 inches
13. Water clarity	Clear ☐ 10 Turbid ☒ 15 (Describe) Gray	Clear ☒ 20 Turbid ☐ 25 (Describe) Clear

Fill in if drilling fluids were used and well is at solid waste facility:

14. Total suspended solids ____.__ mg/l ____.__ mg/l

15. COD ____.__ mg/l ____.__ mg/l

16. Well developed by: Name (first, last) and Firm
First Name: Ryan Last Name: Johnson
Firm: Endpoint Solutions Corporation

17. Additional comments on development:

Name and Address of Facility Contact /Owner/Responsible Party
First Name: Mike Last Name: Higgins
Facility/Firm: Mid-America Steel Drum Company INC
Street: 8750 S. Chicago Road
City/State/Zip: Oak Creek, WI, 53154

I hereby certify that the above information is true and correct to the best of my knowledge.
Signature: _____
Print Name: Ryan Johnson
Firm: Endpoint Solutions Corporation

NOTE: See instructions for more information including a list of county codes and well type codes.

APPENDIX B

HISTORICAL AERIAL PHOTOGRAPHS

1937 Aerial



Legend

Parcels

Tax Parcels

Administrative

Municipal Boundaries

Aerial Photos

1937 Aerial

High : 255

Low : 0

Notes

0 400 800 ft

This map is a user generated static output from an Internet mapping site and is for reference only.
Data layers that appear on this map may or may not be accurate, current, or otherwise reliable.

MILWAUKEE COUNTY GIS AND LAND INFORMATION

1951 Aerial

Legend

Parcels

Tax Parcels

Administrative

Municipal Boundaries

Aerial Photos

1951 Aerial

Red: Band_1

Green: Band_1

Blue: Band_1

Notes

0 300 600 ft

This map is a user generated static output from an Internet mapping site and is for reference only.
Data layers that appear on this map may or may not be accurate, current, or otherwise reliable.

MILWAUKEE COUNTY GIS AND LAND INFORMATION

1956 Aerial

Legend

Parcels

Tax Parcels

Administrative

Municipal Boundaries

Aerial Photos

1956 Aerial (partial)

High : 255

Low : 0

0 300 600 ft

This map is a user generated static output from an Internet mapping site and is for reference only.
Data layers that appear on this map may or may not be accurate, current, or otherwise reliable.

MILWAUKEE COUNTY GIS AND LAND INFORMATION

Notes

1963 Aerial

Legend

Parcels

Tax Parcels

Administrative

Municipal Boundaries

Aerial Photos

1963 Aerial

High : 220

Low : 0

Notes

0 300 600 ft

This map is a user generated static output from an Internet mapping site and is for reference only.
Data layers that appear on this map may or may not be accurate, current, or otherwise reliable.

MILWAUKEE COUNTY GIS AND LAND INFORMATION

1967 Aerial

Legend

Parcels

Tax Parcels

Administrative

Municipal Boundaries

Aerial Photos

1967 Aerial

High : 227

Low : 0

Notes

0 300 600 ft

This map is a user generated static output from an Internet mapping site and is for reference only.
Data layers that appear on this map may or may not be accurate, current, or otherwise reliable.

MILWAUKEE COUNTY GIS AND LAND INFORMATION

APPENDIX C

SOIL SAMPLE LABORATORY ANALYTICAL REPORT

Synergy Environmental Lab, LLC.

1990 Prospect Ct., Appleton, WI 54914 *P 920-830-2455 * F 920-733-0631

KURT MCCLUNG
ENDPOINT SOLUTIONS
6871 SOUTH LOVER'S LANE
FRANKLIN, WI 53132

Report Date *09-May-24*

Project Name COMPLETE RECYCLING SOLUTIONS **Invoice #** E43913
Project # 999-1009-001-001

Lab Code 5043913A
Sample ID GP24-1 (1-3)
Sample Matrix Soil
Sample Date 4/30/2024

	Result	Unit	LOD	LOQ	Dil	Method	Ext Date	Run Date	Analyst	Code
General										
General										
Solids Percent	81.1	%			1	5021		5/3/2024	ZJW	1
Organic										
VOC's										
Benzene	< 0.025	mg/kg	0.025	0.1	1	8260B		5/3/2024	CJR	1
Bromobenzene	< 0.04	mg/kg	0.04	0.16	1	8260B		5/3/2024	CJR	1
Bromodichloromethane	< 0.046	mg/kg	0.046	0.19	1	8260B		5/3/2024	CJR	1
Bromoform	< 0.035	mg/kg	0.035	0.14	1	8260B		5/3/2024	CJR	1
tert-Butylbenzene	< 0.033	mg/kg	0.033	0.14	1	8260B		5/3/2024	CJR	1
sec-Butylbenzene	< 0.03	mg/kg	0.03	0.12	1	8260B		5/3/2024	CJR	1
n-Butylbenzene	< 0.029	mg/kg	0.029	0.12	1	8260B		5/3/2024	CJR	1
Carbon Tetrachloride	< 0.032	mg/kg	0.032	0.13	1	8260B		5/3/2024	CJR	1
Chlorobenzene	< 0.027	mg/kg	0.027	0.11	1	8260B		5/3/2024	CJR	1
Chloroethane	< 0.1	mg/kg	0.1	0.41	1	8260B		5/3/2024	CJR	1
Chloroform	< 0.032	mg/kg	0.032	0.13	1	8260B		5/3/2024	CJR	1
Chloromethane	< 0.064	mg/kg	0.064	0.26	1	8260B		5/3/2024	CJR	1
2-Chlorotoluene	< 0.034	mg/kg	0.034	0.14	1	8260B		5/3/2024	CJR	1
4-Chlorotoluene	< 0.031	mg/kg	0.031	0.13	1	8260B		5/3/2024	CJR	1
1,2-Dibromo-3-chloropropane	< 0.055	mg/kg	0.055	0.22	1	8260B		5/3/2024	CJR	1
Dibromochloromethane	< 0.038	mg/kg	0.038	0.16	1	8260B		5/3/2024	CJR	1
1,4-Dichlorobenzene	< 0.035	mg/kg	0.035	0.14	1	8260B		5/3/2024	CJR	1
1,3-Dichlorobenzene	< 0.036	mg/kg	0.036	0.15	1	8260B		5/3/2024	CJR	1
1,2-Dichlorobenzene	< 0.026	mg/kg	0.026	0.11	1	8260B		5/3/2024	CJR	1
Dichlorodifluoromethane	< 0.046	mg/kg	0.046	0.19	1	8260B		5/3/2024	CJR	1
1,2-Dichloroethane	< 0.042	mg/kg	0.042	0.17	1	8260B		5/3/2024	CJR	1
1,1-Dichloroethane	< 0.033	mg/kg	0.033	0.13	1	8260B		5/3/2024	CJR	1
1,1-Dichloroethene	< 0.049	mg/kg	0.049	0.2	1	8260B		5/3/2024	CJR	1
cis-1,2-Dichloroethene	< 0.027	mg/kg	0.027	0.11	1	8260B		5/3/2024	CJR	1
trans-1,2-Dichloroethene	< 0.03	mg/kg	0.03	0.12	1	8260B		5/3/2024	CJR	1

Project Name COMPLETE RECYCLING SOLUTIONS **Invoice #** E43913
Project # 999-1009-001-001

Lab Code 5043913A
Sample ID GP24-1 (1-3)
Sample Matrix Soil
Sample Date 4/30/2024

	Result	Unit	LOD	LOQ	Dil	Method	Ext Date	Run Date	Analyst	Code
1,2-Dichloropropane	< 0.04	mg/kg	0.04	0.16	1	8260B		5/3/2024	CJR	1
1,3-Dichloropropane	< 0.031	mg/kg	0.031	0.13	1	8260B		5/3/2024	CJR	1
trans-1,3-Dichloropropene	< 0.027	mg/kg	0.027	0.11	1	8260B		5/3/2024	CJR	1
cis-1,3-Dichloropropene	< 0.035	mg/kg	0.035	0.14	1	8260B		5/3/2024	CJR	1
Di-isopropyl ether	< 0.028	mg/kg	0.028	0.11	1	8260B		5/3/2024	CJR	1
EDB (1,2-Dibromoethane)	< 0.025	mg/kg	0.025	0.1	1	8260B		5/3/2024	CJR	1
Ethylbenzene	< 0.023	mg/kg	0.023	0.096	1	8260B		5/3/2024	CJR	1
Hexachlorobutadiene	< 0.1	mg/kg	0.1	0.42	1	8260B		5/3/2024	CJR	1
Isopropylbenzene	< 0.035	mg/kg	0.035	0.14	1	8260B		5/3/2024	CJR	1
p-Isopropyltoluene	< 0.03	mg/kg	0.03	0.12	1	8260B		5/3/2024	CJR	1
Methylene chloride	< 0.1	mg/kg	0.1	0.42	1	8260B		5/3/2024	CJR	1
Methyl tert-butyl ether (MTBE)	< 0.036	mg/kg	0.036	0.15	1	8260B		5/3/2024	CJR	1
Naphthalene	< 0.12	mg/kg	0.12	0.38	1	8260B		5/3/2024	CJR	1
n-Propylbenzene	< 0.025	mg/kg	0.025	0.1	1	8260B		5/3/2024	CJR	1
1,1,2,2-Tetrachloroethane	< 0.03	mg/kg	0.03	0.12	1	8260B		5/3/2024	CJR	1
1,1,1,2-Tetrachloroethane	< 0.041	mg/kg	0.041	0.17	1	8260B		5/3/2024	CJR	1
Tetrachloroethene	< 0.039	mg/kg	0.039	0.16	1	8260B		5/3/2024	CJR	1
Toluene	< 0.031	mg/kg	0.031	0.13	1	8260B		5/3/2024	CJR	1
1,2,4-Trichlorobenzene	< 0.045	mg/kg	0.045	0.18	1	8260B		5/3/2024	CJR	1
1,2,3-Trichlorobenzene	< 0.18	mg/kg	0.18	0.56	1	8260B		5/3/2024	CJR	1
1,1,1-Trichloroethane	< 0.03	mg/kg	0.03	0.12	1	8260B		5/3/2024	CJR	1
1,1,2-Trichloroethane	< 0.037	mg/kg	0.037	0.15	1	8260B		5/3/2024	CJR	1
Trichloroethene (TCE)	< 0.039	mg/kg	0.039	0.16	1	8260B		5/3/2024	CJR	1
Trichlorofluoromethane	< 0.066	mg/kg	0.066	0.27	1	8260B		5/3/2024	CJR	1
1,2,4-Trimethylbenzene	< 0.035	mg/kg	0.035	0.14	1	8260B		5/3/2024	CJR	1
1,3,5-Trimethylbenzene	< 0.031	mg/kg	0.031	0.13	1	8260B		5/3/2024	CJR	1
Vinyl Chloride	< 0.036	mg/kg	0.036	0.15	1	8260B		5/3/2024	CJR	1
m&p-Xylene	< 0.062	mg/kg	0.062	0.25	1	8260B		5/3/2024	CJR	1
o-Xylene	< 0.03	mg/kg	0.03	0.12	1	8260B		5/3/2024	CJR	1
SUR - 1,2-Dichloroethane-d4	95	Rec %			1	8260B		5/3/2024	CJR	1
SUR - 4-Bromofluorobenzene	103	Rec %			1	8260B		5/3/2024	CJR	1
SUR - Dibromofluoromethane	92	Rec %			1	8260B		5/3/2024	CJR	1
SUR - Toluene-d8	99	Rec %			1	8260B		5/3/2024	CJR	1

Project Name COMPLETE RECYCLING SOLUTIONS **Invoice #** E43913
Project # 999-1009-001-001

Lab Code 5043913B
Sample ID GP24-1 (5-7)
Sample Matrix Soil
Sample Date 4/30/2024

	Result	Unit	LOD	LOQ	Dil	Method	Ext Date	Run Date	Analyst	Code
General										
General										
Solids Percent	85.9	%			1	5021		5/3/2024	ZJW	1
Organic										
VOC's										
Benzene	< 0.025	mg/kg	0.025	0.1	1	8260B		5/3/2024	CJR	1
Bromobenzene	< 0.04	mg/kg	0.04	0.16	1	8260B		5/3/2024	CJR	1
Bromodichloromethane	< 0.046	mg/kg	0.046	0.19	1	8260B		5/3/2024	CJR	1
Bromoform	< 0.035	mg/kg	0.035	0.14	1	8260B		5/3/2024	CJR	1
tert-Butylbenzene	< 0.033	mg/kg	0.033	0.14	1	8260B		5/3/2024	CJR	1
sec-Butylbenzene	< 0.03	mg/kg	0.03	0.12	1	8260B		5/3/2024	CJR	1
n-Butylbenzene	< 0.029	mg/kg	0.029	0.12	1	8260B		5/3/2024	CJR	1
Carbon Tetrachloride	< 0.032	mg/kg	0.032	0.13	1	8260B		5/3/2024	CJR	1
Chlorobenzene	< 0.027	mg/kg	0.027	0.11	1	8260B		5/3/2024	CJR	1
Chloroethane	< 0.1	mg/kg	0.1	0.41	1	8260B		5/3/2024	CJR	1
Chloroform	< 0.032	mg/kg	0.032	0.13	1	8260B		5/3/2024	CJR	1
Chloromethane	< 0.064	mg/kg	0.064	0.26	1	8260B		5/3/2024	CJR	1
2-Chlorotoluene	< 0.034	mg/kg	0.034	0.14	1	8260B		5/3/2024	CJR	1
4-Chlorotoluene	< 0.031	mg/kg	0.031	0.13	1	8260B		5/3/2024	CJR	1
1,2-Dibromo-3-chloropropane	< 0.055	mg/kg	0.055	0.22	1	8260B		5/3/2024	CJR	1
Dibromochloromethane	< 0.038	mg/kg	0.038	0.16	1	8260B		5/3/2024	CJR	1
1,4-Dichlorobenzene	< 0.035	mg/kg	0.035	0.14	1	8260B		5/3/2024	CJR	1
1,3-Dichlorobenzene	< 0.036	mg/kg	0.036	0.15	1	8260B		5/3/2024	CJR	1
1,2-Dichlorobenzene	< 0.026	mg/kg	0.026	0.11	1	8260B		5/3/2024	CJR	1
Dichlorodifluoromethane	< 0.046	mg/kg	0.046	0.19	1	8260B		5/3/2024	CJR	1
1,2-Dichloroethane	< 0.042	mg/kg	0.042	0.17	1	8260B		5/3/2024	CJR	1
1,1-Dichloroethane	< 0.033	mg/kg	0.033	0.13	1	8260B		5/3/2024	CJR	1
1,1-Dichloroethene	< 0.049	mg/kg	0.049	0.2	1	8260B		5/3/2024	CJR	1
cis-1,2-Dichloroethene	< 0.027	mg/kg	0.027	0.11	1	8260B		5/3/2024	CJR	1
trans-1,2-Dichloroethene	< 0.03	mg/kg	0.03	0.12	1	8260B		5/3/2024	CJR	1
1,2-Dichloropropane	< 0.04	mg/kg	0.04	0.16	1	8260B		5/3/2024	CJR	1
1,3-Dichloropropane	< 0.031	mg/kg	0.031	0.13	1	8260B		5/3/2024	CJR	1
trans-1,3-Dichloropropene	< 0.027	mg/kg	0.027	0.11	1	8260B		5/3/2024	CJR	1
cis-1,3-Dichloropropene	< 0.035	mg/kg	0.035	0.14	1	8260B		5/3/2024	CJR	1
Di-isopropyl ether	< 0.028	mg/kg	0.028	0.11	1	8260B		5/3/2024	CJR	1
EDB (1,2-Dibromoethane)	< 0.025	mg/kg	0.025	0.1	1	8260B		5/3/2024	CJR	1
Ethylbenzene	< 0.023	mg/kg	0.023	0.096	1	8260B		5/3/2024	CJR	1
Hexachlorobutadiene	< 0.1	mg/kg	0.1	0.42	1	8260B		5/3/2024	CJR	1
Isopropylbenzene	< 0.035	mg/kg	0.035	0.14	1	8260B		5/3/2024	CJR	1
p-Isopropyltoluene	< 0.03	mg/kg	0.03	0.12	1	8260B		5/3/2024	CJR	1
Methylene chloride	< 0.1	mg/kg	0.1	0.42	1	8260B		5/3/2024	CJR	1
Methyl tert-butyl ether (MTBE)	< 0.036	mg/kg	0.036	0.15	1	8260B		5/3/2024	CJR	1
Naphthalene	< 0.12	mg/kg	0.12	0.38	1	8260B		5/3/2024	CJR	1
n-Propylbenzene	< 0.025	mg/kg	0.025	0.1	1	8260B		5/3/2024	CJR	1
1,1,2,2-Tetrachloroethane	< 0.03	mg/kg	0.03	0.12	1	8260B		5/3/2024	CJR	1
1,1,1,2-Tetrachloroethane	< 0.041	mg/kg	0.041	0.17	1	8260B		5/3/2024	CJR	1
Tetrachloroethene	< 0.039	mg/kg	0.039	0.16	1	8260B		5/3/2024	CJR	1
Toluene	< 0.031	mg/kg	0.031	0.13	1	8260B		5/3/2024	CJR	1
1,2,4-Trichlorobenzene	< 0.045	mg/kg	0.045	0.18	1	8260B		5/3/2024	CJR	1
1,2,3-Trichlorobenzene	< 0.18	mg/kg	0.18	0.56	1	8260B		5/3/2024	CJR	1
1,1,1-Trichloroethane	< 0.03	mg/kg	0.03	0.12	1	8260B		5/3/2024	CJR	1

Project Name COMPLETE RECYCLING SOLUTIONS **Invoice #** E43913
Project # 999-1009-001-001

Lab Code 5043913B
Sample ID GP24-1 (5-7)
Sample Matrix Soil
Sample Date 4/30/2024

	Result	Unit	LOD	LOQ	Dil	Method	Ext Date	Run Date	Analyst	Code
1,1,2-Trichloroethane	< 0.037	mg/kg	0.037	0.15	1	8260B		5/3/2024	CJR	1
Trichloroethene (TCE)	< 0.039	mg/kg	0.039	0.16	1	8260B		5/3/2024	CJR	1
Trichlorofluoromethane	< 0.066	mg/kg	0.066	0.27	1	8260B		5/3/2024	CJR	1
1,2,4-Trimethylbenzene	< 0.035	mg/kg	0.035	0.14	1	8260B		5/3/2024	CJR	1
1,3,5-Trimethylbenzene	< 0.031	mg/kg	0.031	0.13	1	8260B		5/3/2024	CJR	1
Vinyl Chloride	< 0.036	mg/kg	0.036	0.15	1	8260B		5/3/2024	CJR	1
m&p-Xylene	< 0.062	mg/kg	0.062	0.25	1	8260B		5/3/2024	CJR	1
o-Xylene	< 0.03	mg/kg	0.03	0.12	1	8260B		5/3/2024	CJR	1
SUR - Toluene-d8	105	Rec %			1	8260B		5/3/2024	CJR	1
SUR - Dibromofluoromethane	101	Rec %			1	8260B		5/3/2024	CJR	1
SUR - 1,2-Dichloroethane-d4	105	Rec %			1	8260B		5/3/2024	CJR	1
SUR - 4-Bromofluorobenzene	108	Rec %			1	8260B		5/3/2024	CJR	1

Project Name COMPLETE RECYCLING SOLUTIONS **Invoice #** E43913
Project # 999-1009-001-001

Lab Code 5043913C
Sample ID GP24-1 (13-15)
Sample Matrix Soil
Sample Date 4/30/2024

	Result	Unit	LOD	LOQ	Dil	Method	Ext Date	Run Date	Analyst	Code
General										
General										
Solids Percent	86.9	%			1	5021		5/3/2024	ZJW	1
Organic										
VOC's										
Benzene	< 0.025	mg/kg	0.025	0.1	1	8260B		5/3/2024	CJR	1
Bromobenzene	< 0.04	mg/kg	0.04	0.16	1	8260B		5/3/2024	CJR	1
Bromodichloromethane	< 0.046	mg/kg	0.046	0.19	1	8260B		5/3/2024	CJR	1
Bromoform	< 0.035	mg/kg	0.035	0.14	1	8260B		5/3/2024	CJR	1
tert-Butylbenzene	< 0.033	mg/kg	0.033	0.14	1	8260B		5/3/2024	CJR	1
sec-Butylbenzene	< 0.03	mg/kg	0.03	0.12	1	8260B		5/3/2024	CJR	1
n-Butylbenzene	< 0.029	mg/kg	0.029	0.12	1	8260B		5/3/2024	CJR	1
Carbon Tetrachloride	< 0.032	mg/kg	0.032	0.13	1	8260B		5/3/2024	CJR	1
Chlorobenzene	< 0.027	mg/kg	0.027	0.11	1	8260B		5/3/2024	CJR	1
Chloroethane	< 0.1	mg/kg	0.1	0.41	1	8260B		5/3/2024	CJR	1
Chloroform	< 0.032	mg/kg	0.032	0.13	1	8260B		5/3/2024	CJR	1
Chloromethane	< 0.064	mg/kg	0.064	0.26	1	8260B		5/3/2024	CJR	1
2-Chlorotoluene	< 0.034	mg/kg	0.034	0.14	1	8260B		5/3/2024	CJR	1
4-Chlorotoluene	< 0.031	mg/kg	0.031	0.13	1	8260B		5/3/2024	CJR	1
1,2-Dibromo-3-chloropropane	< 0.055	mg/kg	0.055	0.22	1	8260B		5/3/2024	CJR	1
Dibromochloromethane	< 0.038	mg/kg	0.038	0.16	1	8260B		5/3/2024	CJR	1
1,4-Dichlorobenzene	< 0.035	mg/kg	0.035	0.14	1	8260B		5/3/2024	CJR	1
1,3-Dichlorobenzene	< 0.036	mg/kg	0.036	0.15	1	8260B		5/3/2024	CJR	1
1,2-Dichlorobenzene	< 0.026	mg/kg	0.026	0.11	1	8260B		5/3/2024	CJR	1
Dichlorodifluoromethane	< 0.046	mg/kg	0.046	0.19	1	8260B		5/3/2024	CJR	1
1,2-Dichloroethane	< 0.042	mg/kg	0.042	0.17	1	8260B		5/3/2024	CJR	1
1,1-Dichloroethane	< 0.033	mg/kg	0.033	0.13	1	8260B		5/3/2024	CJR	1
1,1-Dichloroethene	< 0.049	mg/kg	0.049	0.2	1	8260B		5/3/2024	CJR	1
cis-1,2-Dichloroethene	< 0.027	mg/kg	0.027	0.11	1	8260B		5/3/2024	CJR	1
trans-1,2-Dichloroethene	< 0.03	mg/kg	0.03	0.12	1	8260B		5/3/2024	CJR	1
1,2-Dichloropropane	< 0.04	mg/kg	0.04	0.16	1	8260B		5/3/2024	CJR	1
1,3-Dichloropropane	< 0.031	mg/kg	0.031	0.13	1	8260B		5/3/2024	CJR	1
trans-1,3-Dichloropropene	< 0.027	mg/kg	0.027	0.11	1	8260B		5/3/2024	CJR	1
cis-1,3-Dichloropropene	< 0.035	mg/kg	0.035	0.14	1	8260B		5/3/2024	CJR	1
Di-isopropyl ether	< 0.028	mg/kg	0.028	0.11	1	8260B		5/3/2024	CJR	1
EDB (1,2-Dibromoethane)	< 0.025	mg/kg	0.025	0.1	1	8260B		5/3/2024	CJR	1
Ethylbenzene	< 0.023	mg/kg	0.023	0.096	1	8260B		5/3/2024	CJR	1
Hexachlorobutadiene	< 0.1	mg/kg	0.1	0.42	1	8260B		5/3/2024	CJR	1
Isopropylbenzene	< 0.035	mg/kg	0.035	0.14	1	8260B		5/3/2024	CJR	1
p-Isopropyltoluene	< 0.03	mg/kg	0.03	0.12	1	8260B		5/3/2024	CJR	1
Methylene chloride	< 0.1	mg/kg	0.1	0.42	1	8260B		5/3/2024	CJR	1
Methyl tert-butyl ether (MTBE)	< 0.036	mg/kg	0.036	0.15	1	8260B		5/3/2024	CJR	1
Naphthalene	< 0.12	mg/kg	0.12	0.38	1	8260B		5/3/2024	CJR	1
n-Propylbenzene	< 0.025	mg/kg	0.025	0.1	1	8260B		5/3/2024	CJR	1
1,1,2,2-Tetrachloroethane	< 0.03	mg/kg	0.03	0.12	1	8260B		5/3/2024	CJR	1
1,1,1,2-Tetrachloroethane	< 0.041	mg/kg	0.041	0.17	1	8260B		5/3/2024	CJR	1
Tetrachloroethene	< 0.039	mg/kg	0.039	0.16	1	8260B		5/3/2024	CJR	1
Toluene	< 0.031	mg/kg	0.031	0.13	1	8260B		5/3/2024	CJR	1
1,2,4-Trichlorobenzene	< 0.045	mg/kg	0.045	0.18	1	8260B		5/3/2024	CJR	1
1,2,3-Trichlorobenzene	< 0.18	mg/kg	0.18	0.56	1	8260B		5/3/2024	CJR	1
1,1,1-Trichloroethane	< 0.03	mg/kg	0.03	0.12	1	8260B		5/3/2024	CJR	1

Project Name COMPLETE RECYCLING SOLUTIONS **Invoice #** E43913
Project # 999-1009-001-001

Lab Code 5043913C
Sample ID GP24-1 (13-15)
Sample Matrix Soil
Sample Date 4/30/2024

	Result	Unit	LOD	LOQ	Dil	Method	Ext Date	Run Date	Analyst	Code
1,1,2-Trichloroethane	< 0.037	mg/kg	0.037	0.15	1	8260B		5/3/2024	CJR	1
Trichloroethene (TCE)	< 0.039	mg/kg	0.039	0.16	1	8260B		5/3/2024	CJR	1
Trichlorofluoromethane	< 0.066	mg/kg	0.066	0.27	1	8260B		5/3/2024	CJR	1
1,2,4-Trimethylbenzene	< 0.035	mg/kg	0.035	0.14	1	8260B		5/3/2024	CJR	1
1,3,5-Trimethylbenzene	< 0.031	mg/kg	0.031	0.13	1	8260B		5/3/2024	CJR	1
Vinyl Chloride	< 0.036	mg/kg	0.036	0.15	1	8260B		5/3/2024	CJR	1
m&p-Xylene	< 0.062	mg/kg	0.062	0.25	1	8260B		5/3/2024	CJR	1
o-Xylene	< 0.03	mg/kg	0.03	0.12	1	8260B		5/3/2024	CJR	1
SUR - Toluene-d8	100	Rec %			1	8260B		5/3/2024	CJR	1
SUR - Dibromofluoromethane	89	Rec %			1	8260B		5/3/2024	CJR	1
SUR - 4-Bromofluorobenzene	103	Rec %			1	8260B		5/3/2024	CJR	1
SUR - 1,2-Dichloroethane-d4	101	Rec %			1	8260B		5/3/2024	CJR	1

Project Name COMPLETE RECYCLING SOLUTIONS **Invoice #** E43913
Project # 999-1009-001-001

Lab Code 5043913D
Sample ID GP24-2 (1-3)
Sample Matrix Soil
Sample Date 4/30/2024

	Result	Unit	LOD	LOQ	Dil	Method	Ext Date	Run Date	Analyst	Code
General										
General										
Solids Percent	79.1	%			1	5021		5/3/2024	ZJW	1
Organic										
VOC's										
Benzene	< 0.025	mg/kg	0.025	0.1	1	8260B		5/7/2024	CJR	1
Bromobenzene	< 0.04	mg/kg	0.04	0.16	1	8260B		5/7/2024	CJR	1
Bromodichloromethane	< 0.046	mg/kg	0.046	0.19	1	8260B		5/7/2024	CJR	1
Bromoform	< 0.035	mg/kg	0.035	0.14	1	8260B		5/7/2024	CJR	1
tert-Butylbenzene	< 0.033	mg/kg	0.033	0.14	1	8260B		5/7/2024	CJR	1
sec-Butylbenzene	< 0.03	mg/kg	0.03	0.12	1	8260B		5/7/2024	CJR	1
n-Butylbenzene	< 0.029	mg/kg	0.029	0.12	1	8260B		5/7/2024	CJR	1
Carbon Tetrachloride	< 0.032	mg/kg	0.032	0.13	1	8260B		5/7/2024	CJR	1
Chlorobenzene	< 0.027	mg/kg	0.027	0.11	1	8260B		5/7/2024	CJR	1
Chloroethane	< 0.1	mg/kg	0.1	0.41	1	8260B		5/7/2024	CJR	1
Chloroform	< 0.032	mg/kg	0.032	0.13	1	8260B		5/7/2024	CJR	1
Chloromethane	< 0.064	mg/kg	0.064	0.26	1	8260B		5/7/2024	CJR	1
2-Chlorotoluene	< 0.034	mg/kg	0.034	0.14	1	8260B		5/7/2024	CJR	1
4-Chlorotoluene	< 0.031	mg/kg	0.031	0.13	1	8260B		5/7/2024	CJR	1
1,2-Dibromo-3-chloropropane	< 0.055	mg/kg	0.055	0.22	1	8260B		5/7/2024	CJR	1
Dibromochloromethane	< 0.038	mg/kg	0.038	0.16	1	8260B		5/7/2024	CJR	1
1,4-Dichlorobenzene	< 0.035	mg/kg	0.035	0.14	1	8260B		5/7/2024	CJR	1
1,3-Dichlorobenzene	< 0.036	mg/kg	0.036	0.15	1	8260B		5/7/2024	CJR	1
1,2-Dichlorobenzene	< 0.026	mg/kg	0.026	0.11	1	8260B		5/7/2024	CJR	1
Dichlorodifluoromethane	< 0.046	mg/kg	0.046	0.19	1	8260B		5/7/2024	CJR	1
1,2-Dichloroethane	< 0.042	mg/kg	0.042	0.17	1	8260B		5/7/2024	CJR	1
1,1-Dichloroethane	< 0.033	mg/kg	0.033	0.13	1	8260B		5/7/2024	CJR	1
1,1-Dichloroethene	< 0.049	mg/kg	0.049	0.2	1	8260B		5/7/2024	CJR	1
cis-1,2-Dichloroethene	0.039 "J"	mg/kg	0.027	0.11	1	8260B		5/7/2024	CJR	1
trans-1,2-Dichloroethene	< 0.03	mg/kg	0.03	0.12	1	8260B		5/7/2024	CJR	1
1,2-Dichloropropane	< 0.04	mg/kg	0.04	0.16	1	8260B		5/7/2024	CJR	1
1,3-Dichloropropane	< 0.031	mg/kg	0.031	0.13	1	8260B		5/7/2024	CJR	1
trans-1,3-Dichloropropene	< 0.027	mg/kg	0.027	0.11	1	8260B		5/7/2024	CJR	1
cis-1,3-Dichloropropene	< 0.035	mg/kg	0.035	0.14	1	8260B		5/7/2024	CJR	1
Di-isopropyl ether	< 0.028	mg/kg	0.028	0.11	1	8260B		5/7/2024	CJR	1
EDB (1,2-Dibromoethane)	< 0.025	mg/kg	0.025	0.1	1	8260B		5/7/2024	CJR	1
Ethylbenzene	< 0.023	mg/kg	0.023	0.096	1	8260B		5/7/2024	CJR	1
Hexachlorobutadiene	< 0.1	mg/kg	0.1	0.42	1	8260B		5/7/2024	CJR	1
Isopropylbenzene	< 0.035	mg/kg	0.035	0.14	1	8260B		5/7/2024	CJR	1
p-Isopropyltoluene	< 0.03	mg/kg	0.03	0.12	1	8260B		5/7/2024	CJR	1
Methylene chloride	< 0.1	mg/kg	0.1	0.42	1	8260B		5/7/2024	CJR	1
Methyl tert-butyl ether (MTBE)	< 0.036	mg/kg	0.036	0.15	1	8260B		5/7/2024	CJR	1
Naphthalene	0.133 "J"	mg/kg	0.12	0.38	1	8260B		5/7/2024	CJR	1
n-Propylbenzene	< 0.025	mg/kg	0.025	0.1	1	8260B		5/7/2024	CJR	1
1,1,2,2-Tetrachloroethane	< 0.03	mg/kg	0.03	0.12	1	8260B		5/7/2024	CJR	1
1,1,1,2-Tetrachloroethane	< 0.041	mg/kg	0.041	0.17	1	8260B		5/7/2024	CJR	1
Tetrachloroethene	< 0.039	mg/kg	0.039	0.16	1	8260B		5/7/2024	CJR	1
Toluene	< 0.031	mg/kg	0.031	0.13	1	8260B		5/7/2024	CJR	1
1,2,4-Trichlorobenzene	< 0.045	mg/kg	0.045	0.18	1	8260B		5/7/2024	CJR	1
1,2,3-Trichlorobenzene	< 0.18	mg/kg	0.18	0.56	1	8260B		5/7/2024	CJR	1
1,1,1-Trichloroethane	< 0.03	mg/kg	0.03	0.12	1	8260B		5/7/2024	CJR	1

Project Name COMPLETE RECYCLING SOLUTIONS **Invoice #** E43913
Project # 999-1009-001-001

Lab Code 5043913D
Sample ID GP24-2 (1-3)
Sample Matrix Soil
Sample Date 4/30/2024

	Result	Unit	LOD	LOQ	Dil	Method	Ext Date	Run Date	Analyst	Code
1,1,2-Trichloroethane	< 0.037	mg/kg	0.037	0.15	1	8260B		5/7/2024	CJR	1
Trichloroethene (TCE)	0.53	mg/kg	0.039	0.16	1	8260B		5/7/2024	CJR	1
Trichlorofluoromethane	< 0.066	mg/kg	0.066	0.27	1	8260B		5/7/2024	CJR	1
1,2,4-Trimethylbenzene	0.051 "J"	mg/kg	0.035	0.14	1	8260B		5/7/2024	CJR	1
1,3,5-Trimethylbenzene	< 0.031	mg/kg	0.031	0.13	1	8260B		5/7/2024	CJR	1
Vinyl Chloride	< 0.036	mg/kg	0.036	0.15	1	8260B		5/7/2024	CJR	1
m&p-Xylene	< 0.062	mg/kg	0.062	0.25	1	8260B		5/7/2024	CJR	1
o-Xylene	< 0.03	mg/kg	0.03	0.12	1	8260B		5/7/2024	CJR	1
SUR - 1,2-Dichloroethane-d4	104	Rec %			1	8260B		5/7/2024	CJR	1
SUR - 4-Bromofluorobenzene	105	Rec %			1	8260B		5/7/2024	CJR	1
SUR - Dibromofluoromethane	97	Rec %			1	8260B		5/7/2024	CJR	1
SUR - Toluene-d8	100	Rec %			1	8260B		5/7/2024	CJR	1

Project Name COMPLETE RECYCLING SOLUTIONS **Invoice #** E43913
Project # 999-1009-001-001

Lab Code 5043913E
Sample ID GP24-2 (6-8)
Sample Matrix Soil
Sample Date 4/30/2024

	Result	Unit	LOD	LOQ	Dil	Method	Ext Date	Run Date	Analyst	Code
General										
General										
Solids Percent	87.3	%			1	5021		5/3/2024	ZJW	1
Organic										
VOC's										
Benzene	< 0.025	mg/kg	0.025	0.1	1	8260B		5/3/2024	CJR	1
Bromobenzene	< 0.04	mg/kg	0.04	0.16	1	8260B		5/3/2024	CJR	1
Bromodichloromethane	< 0.046	mg/kg	0.046	0.19	1	8260B		5/3/2024	CJR	1
Bromoform	< 0.035	mg/kg	0.035	0.14	1	8260B		5/3/2024	CJR	1
tert-Butylbenzene	< 0.033	mg/kg	0.033	0.14	1	8260B		5/3/2024	CJR	1
sec-Butylbenzene	0.095 "J"	mg/kg	0.03	0.12	1	8260B		5/3/2024	CJR	1
n-Butylbenzene	0.059 "J"	mg/kg	0.029	0.12	1	8260B		5/3/2024	CJR	1
Carbon Tetrachloride	< 0.032	mg/kg	0.032	0.13	1	8260B		5/3/2024	CJR	1
Chlorobenzene	< 0.027	mg/kg	0.027	0.11	1	8260B		5/3/2024	CJR	1
Chloroethane	< 0.1	mg/kg	0.1	0.41	1	8260B		5/3/2024	CJR	1
Chloroform	< 0.032	mg/kg	0.032	0.13	1	8260B		5/3/2024	CJR	1
Chloromethane	< 0.064	mg/kg	0.064	0.26	1	8260B		5/3/2024	CJR	1
2-Chlorotoluene	< 0.034	mg/kg	0.034	0.14	1	8260B		5/3/2024	CJR	1
4-Chlorotoluene	< 0.031	mg/kg	0.031	0.13	1	8260B		5/3/2024	CJR	1
1,2-Dibromo-3-chloropropane	< 0.055	mg/kg	0.055	0.22	1	8260B		5/3/2024	CJR	1
Dibromochloromethane	< 0.038	mg/kg	0.038	0.16	1	8260B		5/3/2024	CJR	1
1,4-Dichlorobenzene	< 0.035	mg/kg	0.035	0.14	1	8260B		5/3/2024	CJR	1
1,3-Dichlorobenzene	< 0.036	mg/kg	0.036	0.15	1	8260B		5/3/2024	CJR	1
1,2-Dichlorobenzene	< 0.026	mg/kg	0.026	0.11	1	8260B		5/3/2024	CJR	1
Dichlorodifluoromethane	< 0.046	mg/kg	0.046	0.19	1	8260B		5/3/2024	CJR	1
1,2-Dichloroethane	< 0.042	mg/kg	0.042	0.17	1	8260B		5/3/2024	CJR	1
1,1-Dichloroethane	< 0.033	mg/kg	0.033	0.13	1	8260B		5/3/2024	CJR	1
1,1-Dichloroethene	< 0.049	mg/kg	0.049	0.2	1	8260B		5/3/2024	CJR	1
cis-1,2-Dichloroethene	0.264	mg/kg	0.027	0.11	1	8260B		5/3/2024	CJR	1
trans-1,2-Dichloroethene	< 0.03	mg/kg	0.03	0.12	1	8260B		5/3/2024	CJR	1
1,2-Dichloropropane	< 0.04	mg/kg	0.04	0.16	1	8260B		5/3/2024	CJR	1
1,3-Dichloropropane	< 0.031	mg/kg	0.031	0.13	1	8260B		5/3/2024	CJR	1
trans-1,3-Dichloropropene	< 0.027	mg/kg	0.027	0.11	1	8260B		5/3/2024	CJR	1
cis-1,3-Dichloropropene	< 0.035	mg/kg	0.035	0.14	1	8260B		5/3/2024	CJR	1
Di-isopropyl ether	< 0.028	mg/kg	0.028	0.11	1	8260B		5/3/2024	CJR	1
EDB (1,2-Dibromoethane)	< 0.025	mg/kg	0.025	0.1	1	8260B		5/3/2024	CJR	1
Ethylbenzene	< 0.023	mg/kg	0.023	0.096	1	8260B		5/3/2024	CJR	1
Hexachlorobutadiene	< 0.1	mg/kg	0.1	0.42	1	8260B		5/3/2024	CJR	1
Isopropylbenzene	0.105 "J"	mg/kg	0.035	0.14	1	8260B		5/3/2024	CJR	1
p-Isopropyltoluene	< 0.03	mg/kg	0.03	0.12	1	8260B		5/3/2024	CJR	1
Methylene chloride	< 0.1	mg/kg	0.1	0.42	1	8260B		5/3/2024	CJR	1
Methyl tert-butyl ether (MTBE)	< 0.036	mg/kg	0.036	0.15	1	8260B		5/3/2024	CJR	1
Naphthalene	< 0.12	mg/kg	0.12	0.38	1	8260B		5/3/2024	CJR	1
n-Propylbenzene	0.034 "J"	mg/kg	0.025	0.1	1	8260B		5/3/2024	CJR	1
1,1,2,2-Tetrachloroethane	< 0.03	mg/kg	0.03	0.12	1	8260B		5/3/2024	CJR	1
1,1,1,2-Tetrachloroethane	< 0.041	mg/kg	0.041	0.17	1	8260B		5/3/2024	CJR	1
Tetrachloroethene	< 0.039	mg/kg	0.039	0.16	1	8260B		5/3/2024	CJR	1
Toluene	< 0.031	mg/kg	0.031	0.13	1	8260B		5/3/2024	CJR	1
1,2,4-Trichlorobenzene	< 0.045	mg/kg	0.045	0.18	1	8260B		5/3/2024	CJR	1
1,2,3-Trichlorobenzene	< 0.18	mg/kg	0.18	0.56	1	8260B		5/3/2024	CJR	1
1,1,1-Trichloroethane	< 0.03	mg/kg	0.03	0.12	1	8260B		5/3/2024	CJR	1

Project Name COMPLETE RECYCLING SOLUTIONS **Invoice #** E43913
Project # 999-1009-001-001

Lab Code 5043913E
Sample ID GP24-2 (6-8)
Sample Matrix Soil
Sample Date 4/30/2024

	Result	Unit	LOD	LOQ	Dil	Method	Ext Date	Run Date	Analyst	Code
1,1,2-Trichloroethane	< 0.037	mg/kg	0.037	0.15	1	8260B		5/3/2024	CJR	1
Trichloroethene (TCE)	< 0.039	mg/kg	0.039	0.16	1	8260B		5/3/2024	CJR	1
Trichlorofluoromethane	< 0.066	mg/kg	0.066	0.27	1	8260B		5/3/2024	CJR	1
1,2,4-Trimethylbenzene	< 0.035	mg/kg	0.035	0.14	1	8260B		5/3/2024	CJR	1
1,3,5-Trimethylbenzene	< 0.031	mg/kg	0.031	0.13	1	8260B		5/3/2024	CJR	1
Vinyl Chloride	< 0.036	mg/kg	0.036	0.15	1	8260B		5/3/2024	CJR	1
m&p-Xylene	< 0.062	mg/kg	0.062	0.25	1	8260B		5/3/2024	CJR	1
o-Xylene	< 0.03	mg/kg	0.03	0.12	1	8260B		5/3/2024	CJR	1
SUR - Toluene-d8	100	Rec %			1	8260B		5/3/2024	CJR	1
SUR - Dibromofluoromethane	91	Rec %			1	8260B		5/3/2024	CJR	1
SUR - 1,2-Dichloroethane-d4	98	Rec %			1	8260B		5/3/2024	CJR	1
SUR - 4-Bromofluorobenzene	108	Rec %			1	8260B		5/3/2024	CJR	1

Project Name COMPLETE RECYCLING SOLUTIONS **Invoice #** E43913
Project # 999-1009-001-001

Lab Code 5043913F
Sample ID GP24-2 (11-13)
Sample Matrix Soil
Sample Date 4/30/2024

	Result	Unit	LOD	LOQ	Dil	Method	Ext Date	Run Date	Analyst	Code
General										
General										
Solids Percent	86.1	%			1	5021		5/3/2024	ZJW	1
Organic										
VOC's										
Benzene	< 0.025	mg/kg	0.025	0.1	1	8260B		5/3/2024	CJR	1
Bromobenzene	< 0.04	mg/kg	0.04	0.16	1	8260B		5/3/2024	CJR	1
Bromodichloromethane	< 0.046	mg/kg	0.046	0.19	1	8260B		5/3/2024	CJR	1
Bromoform	< 0.035	mg/kg	0.035	0.14	1	8260B		5/3/2024	CJR	1
tert-Butylbenzene	< 0.033	mg/kg	0.033	0.14	1	8260B		5/3/2024	CJR	1
sec-Butylbenzene	0.38	mg/kg	0.03	0.12	1	8260B		5/3/2024	CJR	1
n-Butylbenzene	0.56	mg/kg	0.029	0.12	1	8260B		5/3/2024	CJR	1
Carbon Tetrachloride	< 0.032	mg/kg	0.032	0.13	1	8260B		5/3/2024	CJR	1
Chlorobenzene	< 0.027	mg/kg	0.027	0.11	1	8260B		5/3/2024	CJR	1
Chloroethane	< 0.1	mg/kg	0.1	0.41	1	8260B		5/3/2024	CJR	1
Chloroform	< 0.032	mg/kg	0.032	0.13	1	8260B		5/3/2024	CJR	1
Chloromethane	< 0.064	mg/kg	0.064	0.26	1	8260B		5/3/2024	CJR	1
2-Chlorotoluene	< 0.034	mg/kg	0.034	0.14	1	8260B		5/3/2024	CJR	1
4-Chlorotoluene	< 0.031	mg/kg	0.031	0.13	1	8260B		5/3/2024	CJR	1
1,2-Dibromo-3-chloropropane	< 0.055	mg/kg	0.055	0.22	1	8260B		5/3/2024	CJR	1
Dibromochloromethane	< 0.038	mg/kg	0.038	0.16	1	8260B		5/3/2024	CJR	1
1,4-Dichlorobenzene	< 0.035	mg/kg	0.035	0.14	1	8260B		5/3/2024	CJR	1
1,3-Dichlorobenzene	< 0.036	mg/kg	0.036	0.15	1	8260B		5/3/2024	CJR	1
1,2-Dichlorobenzene	< 0.026	mg/kg	0.026	0.11	1	8260B		5/3/2024	CJR	1
Dichlorodifluoromethane	< 0.046	mg/kg	0.046	0.19	1	8260B		5/3/2024	CJR	1
1,2-Dichloroethane	< 0.042	mg/kg	0.042	0.17	1	8260B		5/3/2024	CJR	1
1,1-Dichloroethane	0.106 "J"	mg/kg	0.033	0.13	1	8260B		5/3/2024	CJR	1
1,1-Dichloroethene	< 0.049	mg/kg	0.049	0.2	1	8260B		5/3/2024	CJR	1
cis-1,2-Dichloroethene	1.99	mg/kg	0.027	0.11	1	8260B		5/3/2024	CJR	1
trans-1,2-Dichloroethene	< 0.03	mg/kg	0.03	0.12	1	8260B		5/3/2024	CJR	1
1,2-Dichloropropane	< 0.04	mg/kg	0.04	0.16	1	8260B		5/3/2024	CJR	1
1,3-Dichloropropane	< 0.031	mg/kg	0.031	0.13	1	8260B		5/3/2024	CJR	1
trans-1,3-Dichloropropene	< 0.027	mg/kg	0.027	0.11	1	8260B		5/3/2024	CJR	1
cis-1,3-Dichloropropene	< 0.035	mg/kg	0.035	0.14	1	8260B		5/3/2024	CJR	1
Di-isopropyl ether	< 0.028	mg/kg	0.028	0.11	1	8260B		5/3/2024	CJR	1
EDB (1,2-Dibromoethane)	< 0.025	mg/kg	0.025	0.1	1	8260B		5/3/2024	CJR	1
Ethylbenzene	0.074 "J"	mg/kg	0.023	0.096	1	8260B		5/3/2024	CJR	1
Hexachlorobutadiene	< 0.1	mg/kg	0.1	0.42	1	8260B		5/3/2024	CJR	1
Isopropylbenzene	0.40	mg/kg	0.035	0.14	1	8260B		5/3/2024	CJR	1
p-Isopropyltoluene	0.67	mg/kg	0.03	0.12	1	8260B		5/3/2024	CJR	1
Methylene chloride	< 0.1	mg/kg	0.1	0.42	1	8260B		5/3/2024	CJR	1
Methyl tert-butyl ether (MTBE)	< 0.036	mg/kg	0.036	0.15	1	8260B		5/3/2024	CJR	1
Naphthalene	0.33 "J"	mg/kg	0.12	0.38	1	8260B		5/3/2024	CJR	1
n-Propylbenzene	0.57	mg/kg	0.025	0.1	1	8260B		5/3/2024	CJR	1
1,1,2,2-Tetrachloroethane	< 0.03	mg/kg	0.03	0.12	1	8260B		5/3/2024	CJR	1
1,1,1,2-Tetrachloroethane	< 0.041	mg/kg	0.041	0.17	1	8260B		5/3/2024	CJR	1
Tetrachloroethene	0.37	mg/kg	0.039	0.16	1	8260B		5/3/2024	CJR	1
Toluene	< 0.031	mg/kg	0.031	0.13	1	8260B		5/3/2024	CJR	1
1,2,4-Trichlorobenzene	< 0.045	mg/kg	0.045	0.18	1	8260B		5/3/2024	CJR	1
1,2,3-Trichlorobenzene	< 0.18	mg/kg	0.18	0.56	1	8260B		5/3/2024	CJR	1
1,1,1-Trichloroethane	0.273	mg/kg	0.03	0.12	1	8260B		5/3/2024	CJR	1

Project Name COMPLETE RECYCLING SOLUTIONS **Invoice #** E43913
Project # 999-1009-001-001

Lab Code 5043913F
Sample ID GP24-2 (11-13)
Sample Matrix Soil
Sample Date 4/30/2024

	Result	Unit	LOD	LOQ	Dil	Method	Ext Date	Run Date	Analyst	Code
1,1,2-Trichloroethane	< 0.037	mg/kg	0.037	0.15	1	8260B		5/3/2024	CJR	1
Trichloroethene (TCE)	0.97	mg/kg	0.039	0.16	1	8260B		5/3/2024	CJR	1
Trichlorofluoromethane	< 0.066	mg/kg	0.066	0.27	1	8260B		5/3/2024	CJR	1
1,2,4-Trimethylbenzene	4.8	mg/kg	0.035	0.14	1	8260B		5/3/2024	CJR	1
1,3,5-Trimethylbenzene	0.89	mg/kg	0.031	0.13	1	8260B		5/3/2024	CJR	1
Vinyl Chloride	< 0.036	mg/kg	0.036	0.15	1	8260B		5/3/2024	CJR	1
m&p-Xylene	< 0.062	mg/kg	0.062	0.25	1	8260B		5/3/2024	CJR	1
o-Xylene	0.077 "J"	mg/kg	0.03	0.12	1	8260B		5/3/2024	CJR	1
SUR - Toluene-d8	101	Rec %			1	8260B		5/3/2024	CJR	1
SUR - 1,2-Dichloroethane-d4	97	Rec %			1	8260B		5/3/2024	CJR	1
SUR - 4-Bromofluorobenzene	99	Rec %			1	8260B		5/3/2024	CJR	1
SUR - Dibromofluoromethane	94	Rec %			1	8260B		5/3/2024	CJR	1

Project Name COMPLETE RECYCLING SOLUTIONS **Invoice #** E43913
Project # 999-1009-001-001

Lab Code 5043913G
Sample ID GP24-3 (2-4)
Sample Matrix Soil
Sample Date 4/30/2024

	Result	Unit	LOD	LOQ	Dil	Method	Ext Date	Run Date	Analyst	Code
General										
General										
Solids Percent	76.5	%			1	5021		5/3/2024	ZJW	1
Organic										
VOC's										
Benzene	< 0.25	mg/kg	0.25	1	10	8260B		5/3/2024	CJR	1
Bromobenzene	< 0.4	mg/kg	0.4	1.6	10	8260B		5/3/2024	CJR	1
Bromodichloromethane	< 0.46	mg/kg	0.46	1.9	10	8260B		5/3/2024	CJR	1
Bromoform	< 0.35	mg/kg	0.35	1.4	10	8260B		5/3/2024	CJR	1
tert-Butylbenzene	< 0.33	mg/kg	0.33	1.4	10	8260B		5/3/2024	CJR	1
sec-Butylbenzene	0.44 "J"	mg/kg	0.3	1.2	10	8260B		5/3/2024	CJR	1
n-Butylbenzene	1.14 "J"	mg/kg	0.29	1.2	10	8260B		5/3/2024	CJR	1
Carbon Tetrachloride	< 0.32	mg/kg	0.32	1.3	10	8260B		5/3/2024	CJR	1
Chlorobenzene	< 0.27	mg/kg	0.27	1.1	10	8260B		5/3/2024	CJR	1
Chloroethane	< 1	mg/kg	1	4.1	10	8260B		5/3/2024	CJR	1
Chloroform	< 0.32	mg/kg	0.32	1.3	10	8260B		5/3/2024	CJR	1
Chloromethane	< 0.64	mg/kg	0.64	2.6	10	8260B		5/3/2024	CJR	1
2-Chlorotoluene	< 0.34	mg/kg	0.34	1.4	10	8260B		5/3/2024	CJR	1
4-Chlorotoluene	< 0.31	mg/kg	0.31	1.3	10	8260B		5/3/2024	CJR	1
1,2-Dibromo-3-chloropropane	< 0.55	mg/kg	0.55	2.2	10	8260B		5/3/2024	CJR	1
Dibromochloromethane	< 0.38	mg/kg	0.38	1.6	10	8260B		5/3/2024	CJR	1
1,4-Dichlorobenzene	< 0.35	mg/kg	0.35	1.4	10	8260B		5/3/2024	CJR	1
1,3-Dichlorobenzene	< 0.36	mg/kg	0.36	1.5	10	8260B		5/3/2024	CJR	1
1,2-Dichlorobenzene	< 0.26	mg/kg	0.26	1.1	10	8260B		5/3/2024	CJR	1
Dichlorodifluoromethane	< 0.46	mg/kg	0.46	1.9	10	8260B		5/3/2024	CJR	1
1,2-Dichloroethane	< 0.42	mg/kg	0.42	1.7	10	8260B		5/3/2024	CJR	1
1,1-Dichloroethane	2.8	mg/kg	0.33	1.3	10	8260B		5/3/2024	CJR	1
1,1-Dichloroethene	< 0.49	mg/kg	0.49	2	10	8260B		5/3/2024	CJR	1
cis-1,2-Dichloroethene	4.7	mg/kg	0.27	1.1	10	8260B		5/3/2024	CJR	1
trans-1,2-Dichloroethene	0.69 "J"	mg/kg	0.3	1.2	10	8260B		5/3/2024	CJR	1
1,2-Dichloropropane	< 0.4	mg/kg	0.4	1.6	10	8260B		5/3/2024	CJR	1
1,3-Dichloropropane	< 0.31	mg/kg	0.31	1.3	10	8260B		5/3/2024	CJR	1
trans-1,3-Dichloropropene	< 0.27	mg/kg	0.27	1.1	10	8260B		5/3/2024	CJR	1
cis-1,3-Dichloropropene	< 0.35	mg/kg	0.35	1.4	10	8260B		5/3/2024	CJR	1
Di-isopropyl ether	< 0.28	mg/kg	0.28	1.1	10	8260B		5/3/2024	CJR	1
EDB (1,2-Dibromoethane)	< 0.25	mg/kg	0.25	1	10	8260B		5/3/2024	CJR	1
Ethylbenzene	1.13	mg/kg	0.23	0.96	10	8260B		5/3/2024	CJR	1
Hexachlorobutadiene	< 1	mg/kg	1	4.2	10	8260B		5/3/2024	CJR	1
Isopropylbenzene	< 0.35	mg/kg	0.35	1.4	10	8260B		5/3/2024	CJR	1
p-Isopropyltoluene	< 0.3	mg/kg	0.3	1.2	10	8260B		5/3/2024	CJR	1
Methylene chloride	< 1	mg/kg	1	4.2	10	8260B		5/3/2024	CJR	1
Methyl tert-butyl ether (MTBE)	< 0.36	mg/kg	0.36	1.5	10	8260B		5/3/2024	CJR	1
Naphthalene	1.52 "J"	mg/kg	1.2	3.8	10	8260B		5/3/2024	CJR	1
n-Propylbenzene	0.54 "J"	mg/kg	0.25	1	10	8260B		5/3/2024	CJR	1
1,1,2,2-Tetrachloroethane	< 0.3	mg/kg	0.3	1.2	10	8260B		5/3/2024	CJR	1
1,1,1,2-Tetrachloroethane	< 0.41	mg/kg	0.41	1.7	10	8260B		5/3/2024	CJR	1
Tetrachloroethene	2.86	mg/kg	0.39	1.6	10	8260B		5/3/2024	CJR	1
Toluene	1.09 "J"	mg/kg	0.31	1.3	10	8260B		5/3/2024	CJR	1
1,2,4-Trichlorobenzene	< 0.45	mg/kg	0.45	1.8	10	8260B		5/3/2024	CJR	1
1,2,3-Trichlorobenzene	< 1.8	mg/kg	1.8	5.6	10	8260B		5/3/2024	CJR	1
1,1,1-Trichloroethane	1.35	mg/kg	0.3	1.2	10	8260B		5/3/2024	CJR	1

Project Name COMPLETE RECYCLING SOLUTIONS **Invoice #** E43913
Project # 999-1009-001-001

Lab Code 5043913G
Sample ID GP24-3 (2-4)
Sample Matrix Soil
Sample Date 4/30/2024

	Result	Unit	LOD	LOQ	Dil	Method	Ext Date	Run Date	Analyst	Code
1,1,2-Trichloroethane	< 0.37	mg/kg	0.37	1.5	10	8260B		5/3/2024	CJR	1
Trichloroethene (TCE)	5.8	mg/kg	0.39	1.6	10	8260B		5/3/2024	CJR	1
Trichlorofluoromethane	< 0.66	mg/kg	0.66	2.7	10	8260B		5/3/2024	CJR	1
1,2,4-Trimethylbenzene	5.0	mg/kg	0.35	1.4	10	8260B		5/3/2024	CJR	1
1,3,5-Trimethylbenzene	2.05	mg/kg	0.31	1.3	10	8260B		5/3/2024	CJR	1
Vinyl Chloride	2.7	mg/kg	0.36	1.5	10	8260B		5/3/2024	CJR	1
m&p-Xylene	2.61	mg/kg	0.62	2.5	10	8260B		5/3/2024	CJR	1
o-Xylene	3.7	mg/kg	0.3	1.2	10	8260B		5/3/2024	CJR	1
SUR - 1,2-Dichloroethane-d4	93	Rec %			10	8260B		5/3/2024	CJR	1
SUR - 4-Bromofluorobenzene	109	Rec %			10	8260B		5/3/2024	CJR	1
SUR - Dibromofluoromethane	89	Rec %			10	8260B		5/3/2024	CJR	1
SUR - Toluene-d8	106	Rec %			10	8260B		5/3/2024	CJR	1

Project Name COMPLETE RECYCLING SOLUTIONS **Invoice #** E43913
Project # 999-1009-001-001

Lab Code 5043913H
Sample ID GP24-3 (8-10)
Sample Matrix Soil
Sample Date 4/30/2024

	Result	Unit	LOD	LOQ	Dil	Method	Ext Date	Run Date	Analyst	Code
General										
General										
Solids Percent	84.7	%			1	5021		5/3/2024	ZJW	1
Organic										
VOC's										
Benzene	< 0.25	mg/kg	0.25	1	10	8260B		5/3/2024	CJR	1
Bromobenzene	< 0.4	mg/kg	0.4	1.6	10	8260B		5/3/2024	CJR	1
Bromodichloromethane	< 0.46	mg/kg	0.46	1.9	10	8260B		5/3/2024	CJR	1
Bromoform	< 0.35	mg/kg	0.35	1.4	10	8260B		5/3/2024	CJR	1
tert-Butylbenzene	< 0.33	mg/kg	0.33	1.4	10	8260B		5/3/2024	CJR	1
sec-Butylbenzene	2.13	mg/kg	0.3	1.2	10	8260B		5/3/2024	CJR	1
n-Butylbenzene	4.6	mg/kg	0.29	1.2	10	8260B		5/3/2024	CJR	1
Carbon Tetrachloride	< 0.32	mg/kg	0.32	1.3	10	8260B		5/3/2024	CJR	1
Chlorobenzene	< 0.27	mg/kg	0.27	1.1	10	8260B		5/3/2024	CJR	1
Chloroethane	< 1	mg/kg	1	4.1	10	8260B		5/3/2024	CJR	1
Chloroform	< 0.32	mg/kg	0.32	1.3	10	8260B		5/3/2024	CJR	1
Chloromethane	< 0.64	mg/kg	0.64	2.6	10	8260B		5/3/2024	CJR	1
2-Chlorotoluene	< 0.34	mg/kg	0.34	1.4	10	8260B		5/3/2024	CJR	1
4-Chlorotoluene	< 0.31	mg/kg	0.31	1.3	10	8260B		5/3/2024	CJR	1
1,2-Dibromo-3-chloropropane	< 0.55	mg/kg	0.55	2.2	10	8260B		5/3/2024	CJR	1
Dibromochloromethane	< 0.38	mg/kg	0.38	1.6	10	8260B		5/3/2024	CJR	1
1,4-Dichlorobenzene	< 0.35	mg/kg	0.35	1.4	10	8260B		5/3/2024	CJR	1
1,3-Dichlorobenzene	< 0.36	mg/kg	0.36	1.5	10	8260B		5/3/2024	CJR	1
1,2-Dichlorobenzene	< 0.26	mg/kg	0.26	1.1	10	8260B		5/3/2024	CJR	1
Dichlorodifluoromethane	< 0.46	mg/kg	0.46	1.9	10	8260B		5/3/2024	CJR	1
1,2-Dichloroethane	< 0.42	mg/kg	0.42	1.7	10	8260B		5/3/2024	CJR	1
1,1-Dichloroethane	< 0.33	mg/kg	0.33	1.3	10	8260B		5/3/2024	CJR	1
1,1-Dichloroethene	< 0.49	mg/kg	0.49	2	10	8260B		5/3/2024	CJR	1
cis-1,2-Dichloroethene	< 0.27	mg/kg	0.27	1.1	10	8260B		5/3/2024	CJR	1
trans-1,2-Dichloroethene	< 0.3	mg/kg	0.3	1.2	10	8260B		5/3/2024	CJR	1
1,2-Dichloropropane	< 0.4	mg/kg	0.4	1.6	10	8260B		5/3/2024	CJR	1
1,3-Dichloropropane	< 0.31	mg/kg	0.31	1.3	10	8260B		5/3/2024	CJR	1
trans-1,3-Dichloropropene	< 0.27	mg/kg	0.27	1.1	10	8260B		5/3/2024	CJR	1
cis-1,3-Dichloropropene	< 0.35	mg/kg	0.35	1.4	10	8260B		5/3/2024	CJR	1
Di-isopropyl ether	< 0.28	mg/kg	0.28	1.1	10	8260B		5/3/2024	CJR	1
EDB (1,2-Dibromoethane)	< 0.25	mg/kg	0.25	1	10	8260B		5/3/2024	CJR	1
Ethylbenzene	0.55 "J"	mg/kg	0.23	0.96	10	8260B		5/3/2024	CJR	1
Hexachlorobutadiene	< 1	mg/kg	1	4.2	10	8260B		5/3/2024	CJR	1
Isopropylbenzene	0.60 "J"	mg/kg	0.35	1.4	10	8260B		5/3/2024	CJR	1
p-Isopropyltoluene	7.6	mg/kg	0.3	1.2	10	8260B		5/3/2024	CJR	1
Methylene chloride	< 1	mg/kg	1	4.2	10	8260B		5/3/2024	CJR	1
Methyl tert-butyl ether (MTBE)	< 0.36	mg/kg	0.36	1.5	10	8260B		5/3/2024	CJR	1
Naphthalene	< 1.2	mg/kg	1.2	3.8	10	8260B		5/3/2024	CJR	1
n-Propylbenzene	1.56	mg/kg	0.25	1	10	8260B		5/3/2024	CJR	1
1,1,2,2-Tetrachloroethane	< 0.3	mg/kg	0.3	1.2	10	8260B		5/3/2024	CJR	1
1,1,1,2-Tetrachloroethane	< 0.41	mg/kg	0.41	1.7	10	8260B		5/3/2024	CJR	1
Tetrachloroethene	< 0.39	mg/kg	0.39	1.6	10	8260B		5/3/2024	CJR	1
Toluene	< 0.31	mg/kg	0.31	1.3	10	8260B		5/3/2024	CJR	1
1,2,4-Trichlorobenzene	< 0.45	mg/kg	0.45	1.8	10	8260B		5/3/2024	CJR	1
1,2,3-Trichlorobenzene	< 1.8	mg/kg	1.8	5.6	10	8260B		5/3/2024	CJR	1
1,1,1-Trichloroethane	< 0.3	mg/kg	0.3	1.2	10	8260B		5/3/2024	CJR	1

Project Name COMPLETE RECYCLING SOLUTIONS **Invoice #** E43913
Project # 999-1009-001-001

Lab Code 5043913H
Sample ID GP24-3 (8-10)
Sample Matrix Soil
Sample Date 4/30/2024

	Result	Unit	LOD	LOQ	Dil	Method	Ext Date	Run Date	Analyst	Code
1,1,2-Trichloroethane	< 0.37	mg/kg	0.37	1.5	10	8260B		5/3/2024	CJR	1
Trichloroethene (TCE)	< 0.39	mg/kg	0.39	1.6	10	8260B		5/3/2024	CJR	1
Trichlorofluoromethane	< 0.66	mg/kg	0.66	2.7	10	8260B		5/3/2024	CJR	1
1,2,4-Trimethylbenzene	8.5	mg/kg	0.35	1.4	10	8260B		5/3/2024	CJR	1
1,3,5-Trimethylbenzene	2.68	mg/kg	0.31	1.3	10	8260B		5/3/2024	CJR	1
Vinyl Chloride	< 0.36	mg/kg	0.36	1.5	10	8260B		5/3/2024	CJR	1
m&p-Xylene	0.83 "J"	mg/kg	0.62	2.5	10	8260B		5/3/2024	CJR	1
o-Xylene	0.50 "J"	mg/kg	0.3	1.2	10	8260B		5/3/2024	CJR	1
SUR - 1,2-Dichloroethane-d4	92	Rec %			10	8260B		5/3/2024	CJR	1
SUR - Toluene-d8	104	Rec %			10	8260B		5/3/2024	CJR	1
SUR - 4-Bromofluorobenzene	106	Rec %			10	8260B		5/3/2024	CJR	1
SUR - Dibromofluoromethane	90	Rec %			10	8260B		5/3/2024	CJR	1

Project Name COMPLETE RECYCLING SOLUTIONS **Invoice #** E43913
Project # 999-1009-001-001

Lab Code 5043913I
Sample ID GP24-4 (2-4)
Sample Matrix Soil
Sample Date 4/30/2024

	Result	Unit	LOD	LOQ	Dil	Method	Ext Date	Run Date	Analyst	Code
General										
General										
Solids Percent	84.5	%			1	5021		5/3/2024	ZJW	1
Organic										
VOC's										
Benzene	< 0.25	mg/kg	0.25	1	10	8260B		5/4/2024	CJR	1
Bromobenzene	< 0.4	mg/kg	0.4	1.6	10	8260B		5/4/2024	CJR	1
Bromodichloromethane	< 0.46	mg/kg	0.46	1.9	10	8260B		5/4/2024	CJR	1
Bromoform	< 0.35	mg/kg	0.35	1.4	10	8260B		5/4/2024	CJR	1
tert-Butylbenzene	< 0.33	mg/kg	0.33	1.4	10	8260B		5/4/2024	CJR	1
sec-Butylbenzene	< 0.3	mg/kg	0.3	1.2	10	8260B		5/4/2024	CJR	1
n-Butylbenzene	< 0.29	mg/kg	0.29	1.2	10	8260B		5/4/2024	CJR	1
Carbon Tetrachloride	< 0.32	mg/kg	0.32	1.3	10	8260B		5/4/2024	CJR	1
Chlorobenzene	< 0.27	mg/kg	0.27	1.1	10	8260B		5/4/2024	CJR	1
Chloroethane	< 1	mg/kg	1	4.1	10	8260B		5/4/2024	CJR	1
Chloroform	< 0.32	mg/kg	0.32	1.3	10	8260B		5/4/2024	CJR	1
Chloromethane	< 0.64	mg/kg	0.64	2.6	10	8260B		5/4/2024	CJR	1
2-Chlorotoluene	< 0.34	mg/kg	0.34	1.4	10	8260B		5/4/2024	CJR	1
4-Chlorotoluene	< 0.31	mg/kg	0.31	1.3	10	8260B		5/4/2024	CJR	1
1,2-Dibromo-3-chloropropane	< 0.55	mg/kg	0.55	2.2	10	8260B		5/4/2024	CJR	1
Dibromochloromethane	< 0.38	mg/kg	0.38	1.6	10	8260B		5/4/2024	CJR	1
1,4-Dichlorobenzene	< 0.35	mg/kg	0.35	1.4	10	8260B		5/4/2024	CJR	1
1,3-Dichlorobenzene	< 0.36	mg/kg	0.36	1.5	10	8260B		5/4/2024	CJR	1
1,2-Dichlorobenzene	< 0.26	mg/kg	0.26	1.1	10	8260B		5/4/2024	CJR	1
Dichlorodifluoromethane	< 0.46	mg/kg	0.46	1.9	10	8260B		5/4/2024	CJR	1
1,2-Dichloroethane	< 0.42	mg/kg	0.42	1.7	10	8260B		5/4/2024	CJR	1
1,1-Dichloroethane	< 0.33	mg/kg	0.33	1.3	10	8260B		5/4/2024	CJR	1
1,1-Dichloroethene	< 0.49	mg/kg	0.49	2	10	8260B		5/4/2024	CJR	1
cis-1,2-Dichloroethene	< 0.27	mg/kg	0.27	1.1	10	8260B		5/4/2024	CJR	1
trans-1,2-Dichloroethene	< 0.3	mg/kg	0.3	1.2	10	8260B		5/4/2024	CJR	1
1,2-Dichloropropane	< 0.4	mg/kg	0.4	1.6	10	8260B		5/4/2024	CJR	1
1,3-Dichloropropane	< 0.31	mg/kg	0.31	1.3	10	8260B		5/4/2024	CJR	1
trans-1,3-Dichloropropene	< 0.27	mg/kg	0.27	1.1	10	8260B		5/4/2024	CJR	1
cis-1,3-Dichloropropene	< 0.35	mg/kg	0.35	1.4	10	8260B		5/4/2024	CJR	1
Di-isopropyl ether	< 0.28	mg/kg	0.28	1.1	10	8260B		5/4/2024	CJR	1
EDB (1,2-Dibromoethane)	< 0.25	mg/kg	0.25	1	10	8260B		5/4/2024	CJR	1
Ethylbenzene	< 0.23	mg/kg	0.23	0.96	10	8260B		5/4/2024	CJR	1
Hexachlorobutadiene	< 1	mg/kg	1	4.2	10	8260B		5/4/2024	CJR	1
Isopropylbenzene	< 0.35	mg/kg	0.35	1.4	10	8260B		5/4/2024	CJR	1
p-Isopropyltoluene	< 0.3	mg/kg	0.3	1.2	10	8260B		5/4/2024	CJR	1
Methylene chloride	< 1	mg/kg	1	4.2	10	8260B		5/4/2024	CJR	1
Methyl tert-butyl ether (MTBE)	< 0.36	mg/kg	0.36	1.5	10	8260B		5/4/2024	CJR	1
Naphthalene	< 1.2	mg/kg	1.2	3.8	10	8260B		5/4/2024	CJR	1
n-Propylbenzene	< 0.25	mg/kg	0.25	1	10	8260B		5/4/2024	CJR	1
1,1,2,2-Tetrachloroethane	< 0.3	mg/kg	0.3	1.2	10	8260B		5/4/2024	CJR	1
1,1,1,2-Tetrachloroethane	< 0.41	mg/kg	0.41	1.7	10	8260B		5/4/2024	CJR	1
Tetrachloroethene	1.39 "J"	mg/kg	0.39	1.6	10	8260B		5/4/2024	CJR	1
Toluene	< 0.31	mg/kg	0.31	1.3	10	8260B		5/4/2024	CJR	1
1,2,4-Trichlorobenzene	< 0.45	mg/kg	0.45	1.8	10	8260B		5/4/2024	CJR	1
1,2,3-Trichlorobenzene	< 1.8	mg/kg	1.8	5.6	10	8260B		5/4/2024	CJR	1
1,1,1-Trichloroethane	9.0	mg/kg	0.3	1.2	10	8260B		5/4/2024	CJR	1

Project Name COMPLETE RECYCLING SOLUTIONS **Invoice #** E43913
Project # 999-1009-001-001

Lab Code 5043913I
Sample ID GP24-4 (2-4)
Sample Matrix Soil
Sample Date 4/30/2024

	Result	Unit	LOD	LOQ	Dil	Method	Ext Date	Run Date	Analyst	Code
1,1,2-Trichloroethane	< 0.37	mg/kg	0.37	1.5	10	8260B		5/4/2024	CJR	1
Trichloroethene (TCE)	11.7	mg/kg	0.39	1.6	10	8260B		5/4/2024	CJR	1
Trichlorofluoromethane	< 0.66	mg/kg	0.66	2.7	10	8260B		5/4/2024	CJR	1
1,2,4-Trimethylbenzene	< 0.35	mg/kg	0.35	1.4	10	8260B		5/4/2024	CJR	1
1,3,5-Trimethylbenzene	0.49 "J"	mg/kg	0.31	1.3	10	8260B		5/4/2024	CJR	1
Vinyl Chloride	< 0.36	mg/kg	0.36	1.5	10	8260B		5/4/2024	CJR	1
m&p-Xylene	< 0.62	mg/kg	0.62	2.5	10	8260B		5/4/2024	CJR	1
o-Xylene	0.34 "J"	mg/kg	0.3	1.2	10	8260B		5/4/2024	CJR	1
SUR - Toluene-d8	106	Rec %			10	8260B		5/4/2024	CJR	1
SUR - 1,2-Dichloroethane-d4	102	Rec %			10	8260B		5/4/2024	CJR	1
SUR - 4-Bromofluorobenzene	106	Rec %			10	8260B		5/4/2024	CJR	1
SUR - Dibromofluoromethane	94	Rec %			10	8260B		5/4/2024	CJR	1

Project Name COMPLETE RECYCLING SOLUTIONS **Invoice #** E43913
Project # 999-1009-001-001

Lab Code 5043913J
Sample ID GP24-4 (8-10)
Sample Matrix Soil
Sample Date 4/30/2024

	Result	Unit	LOD	LOQ	Dil	Method	Ext Date	Run Date	Analyst	Code
General										
General										
Solids Percent	82.4	%			1	5021		5/3/2024	ZJW	1
Organic										
VOC's										
Benzene	< 0.25	mg/kg	0.25	1	10	8260B		5/8/2024	CJR	1
Bromobenzene	< 0.4	mg/kg	0.4	1.6	10	8260B		5/8/2024	CJR	1
Bromodichloromethane	< 0.46	mg/kg	0.46	1.9	10	8260B		5/8/2024	CJR	1
Bromoform	< 0.35	mg/kg	0.35	1.4	10	8260B		5/8/2024	CJR	1
tert-Butylbenzene	< 0.33	mg/kg	0.33	1.4	10	8260B		5/8/2024	CJR	1
sec-Butylbenzene	4.1	mg/kg	0.3	1.2	10	8260B		5/8/2024	CJR	1
n-Butylbenzene	11.2	mg/kg	0.29	1.2	10	8260B		5/8/2024	CJR	1
Carbon Tetrachloride	< 0.32	mg/kg	0.32	1.3	10	8260B		5/8/2024	CJR	1
Chlorobenzene	< 0.27	mg/kg	0.27	1.1	10	8260B		5/8/2024	CJR	1
Chloroethane	< 1	mg/kg	1	4.1	10	8260B		5/8/2024	CJR	1
Chloroform	< 0.32	mg/kg	0.32	1.3	10	8260B		5/8/2024	CJR	1
Chloromethane	< 0.64	mg/kg	0.64	2.6	10	8260B		5/8/2024	CJR	1
2-Chlorotoluene	< 0.34	mg/kg	0.34	1.4	10	8260B		5/8/2024	CJR	1
4-Chlorotoluene	< 0.31	mg/kg	0.31	1.3	10	8260B		5/8/2024	CJR	1
1,2-Dibromo-3-chloropropane	< 0.55	mg/kg	0.55	2.2	10	8260B		5/8/2024	CJR	1
Dibromochloromethane	< 0.38	mg/kg	0.38	1.6	10	8260B		5/8/2024	CJR	1
1,4-Dichlorobenzene	< 0.35	mg/kg	0.35	1.4	10	8260B		5/8/2024	CJR	1
1,3-Dichlorobenzene	< 0.36	mg/kg	0.36	1.5	10	8260B		5/8/2024	CJR	1
1,2-Dichlorobenzene	< 0.26	mg/kg	0.26	1.1	10	8260B		5/8/2024	CJR	1
Dichlorodifluoromethane	< 0.46	mg/kg	0.46	1.9	10	8260B		5/8/2024	CJR	1
1,2-Dichloroethane	< 0.42	mg/kg	0.42	1.7	10	8260B		5/8/2024	CJR	1
1,1-Dichloroethane	6.1	mg/kg	0.33	1.3	10	8260B		5/8/2024	CJR	1
1,1-Dichloroethene	0.70 "J"	mg/kg	0.49	2	10	8260B		5/8/2024	CJR	1
cis-1,2-Dichloroethene	23.3	mg/kg	0.27	1.1	10	8260B		5/8/2024	CJR	1
trans-1,2-Dichloroethene	< 0.3	mg/kg	0.3	1.2	10	8260B		5/8/2024	CJR	1
1,2-Dichloropropane	< 0.4	mg/kg	0.4	1.6	10	8260B		5/8/2024	CJR	1
1,3-Dichloropropane	< 0.31	mg/kg	0.31	1.3	10	8260B		5/8/2024	CJR	1
trans-1,3-Dichloropropene	< 0.27	mg/kg	0.27	1.1	10	8260B		5/8/2024	CJR	1
cis-1,3-Dichloropropene	< 0.35	mg/kg	0.35	1.4	10	8260B		5/8/2024	CJR	1
Di-isopropyl ether	< 0.28	mg/kg	0.28	1.1	10	8260B		5/8/2024	CJR	1
EDB (1,2-Dibromoethane)	< 0.25	mg/kg	0.25	1	10	8260B		5/8/2024	CJR	1
Ethylbenzene	56	mg/kg	0.23	0.96	10	8260B		5/8/2024	CJR	1
Hexachlorobutadiene	< 1	mg/kg	1	4.2	10	8260B		5/8/2024	CJR	1
Isopropylbenzene	4.3	mg/kg	0.35	1.4	10	8260B		5/8/2024	CJR	1
p-Isopropyltoluene	12.7	mg/kg	0.3	1.2	10	8260B		5/8/2024	CJR	1
Methylene chloride	< 1	mg/kg	1	4.2	10	8260B		5/8/2024	CJR	1
Methyl tert-butyl ether (MTBE)	< 0.36	mg/kg	0.36	1.5	10	8260B		5/8/2024	CJR	1
Naphthalene	7.3	mg/kg	1.2	3.8	10	8260B		5/8/2024	CJR	1
n-Propylbenzene	9.6	mg/kg	0.25	1	10	8260B		5/8/2024	CJR	1
1,1,2,2-Tetrachloroethane	< 0.3	mg/kg	0.3	1.2	10	8260B		5/8/2024	CJR	1
1,1,1,2-Tetrachloroethane	< 0.41	mg/kg	0.41	1.7	10	8260B		5/8/2024	CJR	1
Tetrachloroethene	0.97 "J"	mg/kg	0.39	1.6	10	8260B		5/8/2024	CJR	1
Toluene	38	mg/kg	0.31	1.3	10	8260B		5/8/2024	CJR	1
1,2,4-Trichlorobenzene	< 0.45	mg/kg	0.45	1.8	10	8260B		5/8/2024	CJR	1
1,2,3-Trichlorobenzene	< 1.8	mg/kg	1.8	5.6	10	8260B		5/8/2024	CJR	1
1,1,1-Trichloroethane	58	mg/kg	0.3	1.2	10	8260B		5/8/2024	CJR	1

Project Name COMPLETE RECYCLING SOLUTIONS **Invoice #** E43913
Project # 999-1009-001-001

Lab Code 5043913J
Sample ID GP24-4 (8-10)
Sample Matrix Soil
Sample Date 4/30/2024

	Result	Unit	LOD	LOQ	Dil	Method	Ext Date	Run Date	Analyst	Code
1,1,2-Trichloroethane	< 0.37	mg/kg	0.37	1.5	10	8260B		5/8/2024	CJR	1
Trichloroethene (TCE)	< 0.39	mg/kg	0.39	1.6	10	8260B		5/8/2024	CJR	1
Trichlorofluoromethane	< 0.66	mg/kg	0.66	2.7	10	8260B		5/8/2024	CJR	1
1,2,4-Trimethylbenzene	92	mg/kg	0.35	1.4	10	8260B		5/8/2024	CJR	1
1,3,5-Trimethylbenzene	22.7	mg/kg	0.31	1.3	10	8260B		5/8/2024	CJR	1
Vinyl Chloride	1.8	mg/kg	0.36	1.5	10	8260B		5/8/2024	CJR	1
m&p-Xylene	192	mg/kg	0.62	2.5	10	8260B		5/8/2024	CJR	1
o-Xylene	68	mg/kg	0.3	1.2	10	8260B		5/8/2024	CJR	1
SUR - 1,2-Dichloroethane-d4	95	Rec %			10	8260B		5/8/2024	CJR	1
SUR - 4-Bromofluorobenzene	110	Rec %			10	8260B		5/8/2024	CJR	1
SUR - Dibromofluoromethane	91	Rec %			10	8260B		5/8/2024	CJR	1
SUR - Toluene-d8	99	Rec %			10	8260B		5/8/2024	CJR	1

Project Name COMPLETE RECYCLING SOLUTIONS **Invoice #** E43913
Project # 999-1009-001-001

Lab Code 5043913K
Sample ID GP24-5 (1-3)
Sample Matrix Soil
Sample Date 4/30/2024

	Result	Unit	LOD	LOQ	Dil	Method	Ext Date	Run Date	Analyst	Code
General										
General										
Solids Percent	83.4	%			1	5021		5/3/2024	ZJW	1
Organic										
VOC's										
Benzene	< 0.025	mg/kg	0.025	0.1	1	8260B		5/7/2024	CJR	1
Bromobenzene	< 0.04	mg/kg	0.04	0.16	1	8260B		5/7/2024	CJR	1
Bromodichloromethane	< 0.046	mg/kg	0.046	0.19	1	8260B		5/7/2024	CJR	1
Bromoform	< 0.035	mg/kg	0.035	0.14	1	8260B		5/7/2024	CJR	1
tert-Butylbenzene	< 0.033	mg/kg	0.033	0.14	1	8260B		5/7/2024	CJR	1
sec-Butylbenzene	< 0.03	mg/kg	0.03	0.12	1	8260B		5/7/2024	CJR	1
n-Butylbenzene	< 0.029	mg/kg	0.029	0.12	1	8260B		5/7/2024	CJR	1
Carbon Tetrachloride	< 0.032	mg/kg	0.032	0.13	1	8260B		5/7/2024	CJR	1
Chlorobenzene	< 0.027	mg/kg	0.027	0.11	1	8260B		5/7/2024	CJR	1
Chloroethane	< 0.1	mg/kg	0.1	0.41	1	8260B		5/7/2024	CJR	1
Chloroform	< 0.032	mg/kg	0.032	0.13	1	8260B		5/7/2024	CJR	1
Chloromethane	< 0.064	mg/kg	0.064	0.26	1	8260B		5/7/2024	CJR	1
2-Chlorotoluene	< 0.034	mg/kg	0.034	0.14	1	8260B		5/7/2024	CJR	1
4-Chlorotoluene	< 0.031	mg/kg	0.031	0.13	1	8260B		5/7/2024	CJR	1
1,2-Dibromo-3-chloropropane	< 0.055	mg/kg	0.055	0.22	1	8260B		5/7/2024	CJR	1
Dibromochloromethane	< 0.038	mg/kg	0.038	0.16	1	8260B		5/7/2024	CJR	1
1,4-Dichlorobenzene	< 0.035	mg/kg	0.035	0.14	1	8260B		5/7/2024	CJR	1
1,3-Dichlorobenzene	< 0.036	mg/kg	0.036	0.15	1	8260B		5/7/2024	CJR	1
1,2-Dichlorobenzene	< 0.026	mg/kg	0.026	0.11	1	8260B		5/7/2024	CJR	1
Dichlorodifluoromethane	< 0.046	mg/kg	0.046	0.19	1	8260B		5/7/2024	CJR	1
1,2-Dichloroethane	< 0.042	mg/kg	0.042	0.17	1	8260B		5/7/2024	CJR	1
1,1-Dichloroethane	< 0.033	mg/kg	0.033	0.13	1	8260B		5/7/2024	CJR	1
1,1-Dichloroethene	< 0.049	mg/kg	0.049	0.2	1	8260B		5/7/2024	CJR	1
cis-1,2-Dichloroethene	< 0.027	mg/kg	0.027	0.11	1	8260B		5/7/2024	CJR	1
trans-1,2-Dichloroethene	< 0.03	mg/kg	0.03	0.12	1	8260B		5/7/2024	CJR	1
1,2-Dichloropropane	< 0.04	mg/kg	0.04	0.16	1	8260B		5/7/2024	CJR	1
1,3-Dichloropropane	< 0.031	mg/kg	0.031	0.13	1	8260B		5/7/2024	CJR	1
trans-1,3-Dichloropropene	< 0.027	mg/kg	0.027	0.11	1	8260B		5/7/2024	CJR	1
cis-1,3-Dichloropropene	< 0.035	mg/kg	0.035	0.14	1	8260B		5/7/2024	CJR	1
Di-isopropyl ether	< 0.028	mg/kg	0.028	0.11	1	8260B		5/7/2024	CJR	1
EDB (1,2-Dibromoethane)	< 0.025	mg/kg	0.025	0.1	1	8260B		5/7/2024	CJR	1
Ethylbenzene	0.034 "J"	mg/kg	0.023	0.096	1	8260B		5/7/2024	CJR	1
Hexachlorobutadiene	< 0.1	mg/kg	0.1	0.42	1	8260B		5/7/2024	CJR	1
Isopropylbenzene	< 0.035	mg/kg	0.035	0.14	1	8260B		5/7/2024	CJR	1
p-Isopropyltoluene	< 0.03	mg/kg	0.03	0.12	1	8260B		5/7/2024	CJR	1
Methylene chloride	< 0.1	mg/kg	0.1	0.42	1	8260B		5/7/2024	CJR	1
Methyl tert-butyl ether (MTBE)	< 0.036	mg/kg	0.036	0.15	1	8260B		5/7/2024	CJR	1
Naphthalene	< 0.12	mg/kg	0.12	0.38	1	8260B		5/7/2024	CJR	1
n-Propylbenzene	< 0.025	mg/kg	0.025	0.1	1	8260B		5/7/2024	CJR	1
1,1,2,2-Tetrachloroethane	< 0.03	mg/kg	0.03	0.12	1	8260B		5/7/2024	CJR	1
1,1,1,2-Tetrachloroethane	< 0.041	mg/kg	0.041	0.17	1	8260B		5/7/2024	CJR	1
Tetrachloroethene	0.84	mg/kg	0.039	0.16	1	8260B		5/7/2024	CJR	1
Toluene	0.032 "J"	mg/kg	0.031	0.13	1	8260B		5/7/2024	CJR	1
1,2,4-Trichlorobenzene	< 0.045	mg/kg	0.045	0.18	1	8260B		5/7/2024	CJR	1
1,2,3-Trichlorobenzene	< 0.18	mg/kg	0.18	0.56	1	8260B		5/7/2024	CJR	1
1,1,1-Trichloroethane	0.077 "J"	mg/kg	0.03	0.12	1	8260B		5/7/2024	CJR	1

Project Name COMPLETE RECYCLING SOLUTIONS **Invoice #** E43913
Project # 999-1009-001-001

Lab Code 5043913K
Sample ID GP24-5 (1-3)
Sample Matrix Soil
Sample Date 4/30/2024

	Result	Unit	LOD	LOQ	Dil	Method	Ext Date	Run Date	Analyst	Code
1,1,2-Trichloroethane	< 0.037	mg/kg	0.037	0.15	1	8260B		5/7/2024	CJR	1
Trichloroethene (TCE)	0.96	mg/kg	0.039	0.16	1	8260B		5/7/2024	CJR	1
Trichlorofluoromethane	< 0.066	mg/kg	0.066	0.27	1	8260B		5/7/2024	CJR	1
1,2,4-Trimethylbenzene	0.056 "J"	mg/kg	0.035	0.14	1	8260B		5/7/2024	CJR	1
1,3,5-Trimethylbenzene	< 0.031	mg/kg	0.031	0.13	1	8260B		5/7/2024	CJR	1
Vinyl Chloride	< 0.036	mg/kg	0.036	0.15	1	8260B		5/7/2024	CJR	1
m&p-Xylene	0.139 "J"	mg/kg	0.062	0.25	1	8260B		5/7/2024	CJR	1
o-Xylene	0.073 "J"	mg/kg	0.03	0.12	1	8260B		5/7/2024	CJR	1
SUR - 1,2-Dichloroethane-d4	103	Rec %			1	8260B		5/7/2024	CJR	1
SUR - Toluene-d8	102	Rec %			1	8260B		5/7/2024	CJR	1
SUR - 4-Bromofluorobenzene	96	Rec %			1	8260B		5/7/2024	CJR	1
SUR - Dibromofluoromethane	94	Rec %			1	8260B		5/7/2024	CJR	1

Project Name COMPLETE RECYCLING SOLUTIONS **Invoice #** E43913
Project # 999-1009-001-001

Lab Code 5043913L
Sample ID GP24-5 (5-7)
Sample Matrix Soil
Sample Date 4/30/2024

	Result	Unit	LOD	LOQ	Dil	Method	Ext Date	Run Date	Analyst	Code
General										
General										
Solids Percent	64.6	%			1	5021		5/3/2024	ZJW	1
Organic										
VOC's										
Benzene	19.5	mg/kg	2.5	10	100	8260B		5/8/2024	CJR	1
Bromobenzene	< 4	mg/kg	4	16	100	8260B		5/8/2024	CJR	1
Bromodichloromethane	< 4.6	mg/kg	4.6	19	100	8260B		5/8/2024	CJR	1
Bromoform	< 3.5	mg/kg	3.5	14	100	8260B		5/8/2024	CJR	1
tert-Butylbenzene	< 3.3	mg/kg	3.3	14	100	8260B		5/8/2024	CJR	1
sec-Butylbenzene	19.9	mg/kg	3	12	100	8260B		5/8/2024	CJR	1
n-Butylbenzene	89	mg/kg	2.9	12	100	8260B		5/8/2024	CJR	1
Carbon Tetrachloride	< 3.2	mg/kg	3.2	13	100	8260B		5/8/2024	CJR	1
Chlorobenzene	< 2.7	mg/kg	2.7	11	100	8260B		5/8/2024	CJR	1
Chloroethane	< 10	mg/kg	10	41	100	8260B		5/8/2024	CJR	1
Chloroform	< 3.2	mg/kg	3.2	13	100	8260B		5/8/2024	CJR	1
Chloromethane	< 6.4	mg/kg	6.4	26	100	8260B		5/8/2024	CJR	1
2-Chlorotoluene	< 3.4	mg/kg	3.4	14	100	8260B		5/8/2024	CJR	1
4-Chlorotoluene	< 3.1	mg/kg	3.1	13	100	8260B		5/8/2024	CJR	1
1,2-Dibromo-3-chloropropane	< 5.5	mg/kg	5.5	22	100	8260B		5/8/2024	CJR	1
Dibromochloromethane	< 3.8	mg/kg	3.8	16	100	8260B		5/8/2024	CJR	1
1,4-Dichlorobenzene	< 3.5	mg/kg	3.5	14	100	8260B		5/8/2024	CJR	1
1,3-Dichlorobenzene	< 3.6	mg/kg	3.6	15	100	8260B		5/8/2024	CJR	1
1,2-Dichlorobenzene	< 2.6	mg/kg	2.6	11	100	8260B		5/8/2024	CJR	1
Dichlorodifluoromethane	< 4.6	mg/kg	4.6	19	100	8260B		5/8/2024	CJR	1
1,2-Dichloroethane	34	mg/kg	4.2	17	100	8260B		5/8/2024	CJR	1
1,1-Dichloroethane	168	mg/kg	3.3	13	100	8260B		5/8/2024	CJR	1
1,1-Dichloroethene	< 4.9	mg/kg	4.9	20	100	8260B		5/8/2024	CJR	1
cis-1,2-Dichloroethene	930	mg/kg	2.7	11	100	8260B		5/8/2024	CJR	1
trans-1,2-Dichloroethene	5.2 "J"	mg/kg	3	12	100	8260B		5/8/2024	CJR	1
1,2-Dichloropropane	< 4	mg/kg	4	16	100	8260B		5/8/2024	CJR	1
1,3-Dichloropropane	< 3.1	mg/kg	3.1	13	100	8260B		5/8/2024	CJR	1
trans-1,3-Dichloropropene	< 2.7	mg/kg	2.7	11	100	8260B		5/8/2024	CJR	1
cis-1,3-Dichloropropene	< 3.5	mg/kg	3.5	14	100	8260B		5/8/2024	CJR	1
Di-isopropyl ether	< 2.8	mg/kg	2.8	11	100	8260B		5/8/2024	CJR	1
EDB (1,2-Dibromoethane)	< 2.5	mg/kg	2.5	10	100	8260B		5/8/2024	CJR	1
Ethylbenzene	2030	mg/kg	11.5	48	500	8260B		5/9/2024	CJR	1
Hexachlorobutadiene	< 10	mg/kg	10	42	100	8260B		5/8/2024	CJR	1
Isopropylbenzene	73	mg/kg	3.5	14	100	8260B		5/8/2024	CJR	1
p-Isopropyltoluene	23.5	mg/kg	3	12	100	8260B		5/8/2024	CJR	1
Methylene chloride	< 10	mg/kg	10	42	100	8260B		5/8/2024	CJR	1
Methyl tert-butyl ether (MTBE)	< 3.6	mg/kg	3.6	15	100	8260B		5/8/2024	CJR	1
Naphthalene	420	mg/kg	12	38	100	8260B		5/8/2024	CJR	1
n-Propylbenzene	76	mg/kg	2.5	10	100	8260B		5/8/2024	CJR	1
1,1,2,2-Tetrachloroethane	< 3	mg/kg	3	12	100	8260B		5/8/2024	CJR	1
1,1,1,2-Tetrachloroethane	< 4.1	mg/kg	4.1	17	100	8260B		5/8/2024	CJR	1
Tetrachloroethene	25.5	mg/kg	3.9	16	100	8260B		5/8/2024	CJR	1
Toluene	1260	mg/kg	3.1	13	100	8260B		5/8/2024	CJR	1
1,2,4-Trichlorobenzene	< 4.5	mg/kg	4.5	18	100	8260B		5/8/2024	CJR	1
1,2,3-Trichlorobenzene	< 18	mg/kg	18	56	100	8260B		5/8/2024	CJR	1
1,1,1-Trichloroethane	< 3	mg/kg	3	12	100	8260B		5/8/2024	CJR	1

Project Name COMPLETE RECYCLING SOLUTIONS **Invoice #** E43913
Project # 999-1009-001-001

Lab Code 5043913L
Sample ID GP24-5 (5-7)
Sample Matrix Soil
Sample Date 4/30/2024

	Result	Unit	LOD	LOQ	Dil	Method	Ext Date	Run Date	Analyst	Code
1,1,2-Trichloroethane	< 3.7	mg/kg	3.7	15	100	8260B		5/8/2024	CJR	1
Trichloroethene (TCE)	1010	mg/kg	3.9	16	100	8260B		5/8/2024	CJR	1
Trichlorofluoromethane	< 6.6	mg/kg	6.6	27	100	8260B		5/8/2024	CJR	1
1,2,4-Trimethylbenzene	570	mg/kg	3.5	14	100	8260B		5/8/2024	CJR	1
1,3,5-Trimethylbenzene	148	mg/kg	3.1	13	100	8260B		5/8/2024	CJR	1
Vinyl Chloride	66	mg/kg	3.6	15	100	8260B		5/8/2024	CJR	1
m&p-Xylene	9200	mg/kg	31	125	500	8260B		5/9/2024	CJR	1
o-Xylene	3080	mg/kg	15	60	500	8260B		5/9/2024	CJR	1
SUR - 1,2-Dichloroethane-d4	96	Rec %			100	8260B		5/8/2024	CJR	1
SUR - 4-Bromofluorobenzene	108	Rec %			100	8260B		5/8/2024	CJR	1
SUR - Dibromofluoromethane	89	Rec %			100	8260B		5/8/2024	CJR	1
SUR - Toluene-d8	99	Rec %			100	8260B		5/8/2024	CJR	1

Project Name COMPLETE RECYCLING SOLUTIONS **Invoice #** E43913
Project # 999-1009-001-001

Lab Code 5043913M
Sample ID GP24-6 (2-4)
Sample Matrix Soil
Sample Date 4/30/2024

	Result	Unit	LOD	LOQ	Dil	Method	Ext Date	Run Date	Analyst	Code
General										
General										
Solids Percent	65.5	%			1	5021		5/3/2024	ZJW	1
Organic										
VOC's										
Benzene	< 0.025	mg/kg	0.025	0.1	1	8260B		5/7/2024	CJR	1
Bromobenzene	< 0.04	mg/kg	0.04	0.16	1	8260B		5/7/2024	CJR	1
Bromodichloromethane	< 0.046	mg/kg	0.046	0.19	1	8260B		5/7/2024	CJR	1
Bromoform	< 0.035	mg/kg	0.035	0.14	1	8260B		5/7/2024	CJR	1
tert-Butylbenzene	< 0.033	mg/kg	0.033	0.14	1	8260B		5/7/2024	CJR	1
sec-Butylbenzene	0.039 "J"	mg/kg	0.03	0.12	1	8260B		5/7/2024	CJR	1
n-Butylbenzene	0.104 "J"	mg/kg	0.029	0.12	1	8260B		5/7/2024	CJR	1
Carbon Tetrachloride	< 0.032	mg/kg	0.032	0.13	1	8260B		5/7/2024	CJR	1
Chlorobenzene	< 0.027	mg/kg	0.027	0.11	1	8260B		5/7/2024	CJR	1
Chloroethane	< 0.1	mg/kg	0.1	0.41	1	8260B		5/7/2024	CJR	1
Chloroform	< 0.032	mg/kg	0.032	0.13	1	8260B		5/7/2024	CJR	1
Chloromethane	< 0.064	mg/kg	0.064	0.26	1	8260B		5/7/2024	CJR	1
2-Chlorotoluene	< 0.034	mg/kg	0.034	0.14	1	8260B		5/7/2024	CJR	1
4-Chlorotoluene	< 0.031	mg/kg	0.031	0.13	1	8260B		5/7/2024	CJR	1
1,2-Dibromo-3-chloropropane	< 0.055	mg/kg	0.055	0.22	1	8260B		5/7/2024	CJR	1
Dibromochloromethane	< 0.038	mg/kg	0.038	0.16	1	8260B		5/7/2024	CJR	1
1,4-Dichlorobenzene	< 0.035	mg/kg	0.035	0.14	1	8260B		5/7/2024	CJR	1
1,3-Dichlorobenzene	< 0.036	mg/kg	0.036	0.15	1	8260B		5/7/2024	CJR	1
1,2-Dichlorobenzene	< 0.026	mg/kg	0.026	0.11	1	8260B		5/7/2024	CJR	1
Dichlorodifluoromethane	< 0.046	mg/kg	0.046	0.19	1	8260B		5/7/2024	CJR	1
1,2-Dichloroethane	< 0.042	mg/kg	0.042	0.17	1	8260B		5/7/2024	CJR	1
1,1-Dichloroethane	0.114 "J"	mg/kg	0.033	0.13	1	8260B		5/7/2024	CJR	1
1,1-Dichloroethene	< 0.049	mg/kg	0.049	0.2	1	8260B		5/7/2024	CJR	1
cis-1,2-Dichloroethene	0.42	mg/kg	0.027	0.11	1	8260B		5/7/2024	CJR	1
trans-1,2-Dichloroethene	< 0.03	mg/kg	0.03	0.12	1	8260B		5/7/2024	CJR	1
1,2-Dichloropropane	< 0.04	mg/kg	0.04	0.16	1	8260B		5/7/2024	CJR	1
1,3-Dichloropropane	< 0.031	mg/kg	0.031	0.13	1	8260B		5/7/2024	CJR	1
trans-1,3-Dichloropropene	< 0.027	mg/kg	0.027	0.11	1	8260B		5/7/2024	CJR	1
cis-1,3-Dichloropropene	< 0.035	mg/kg	0.035	0.14	1	8260B		5/7/2024	CJR	1
Di-isopropyl ether	< 0.028	mg/kg	0.028	0.11	1	8260B		5/7/2024	CJR	1
EDB (1,2-Dibromoethane)	< 0.025	mg/kg	0.025	0.1	1	8260B		5/7/2024	CJR	1
Ethylbenzene	0.109	mg/kg	0.023	0.096	1	8260B		5/7/2024	CJR	1
Hexachlorobutadiene	< 0.1	mg/kg	0.1	0.42	1	8260B		5/7/2024	CJR	1
Isopropylbenzene	< 0.035	mg/kg	0.035	0.14	1	8260B		5/7/2024	CJR	1
p-Isopropyltoluene	< 0.03	mg/kg	0.03	0.12	1	8260B		5/7/2024	CJR	1
Methylene chloride	< 0.1	mg/kg	0.1	0.42	1	8260B		5/7/2024	CJR	1
Methyl tert-butyl ether (MTBE)	< 0.036	mg/kg	0.036	0.15	1	8260B		5/7/2024	CJR	1
Naphthalene	0.136 "J"	mg/kg	0.12	0.38	1	8260B		5/7/2024	CJR	1
n-Propylbenzene	0.064 "J"	mg/kg	0.025	0.1	1	8260B		5/7/2024	CJR	1
1,1,2,2-Tetrachloroethane	< 0.03	mg/kg	0.03	0.12	1	8260B		5/7/2024	CJR	1
1,1,1,2-Tetrachloroethane	< 0.041	mg/kg	0.041	0.17	1	8260B		5/7/2024	CJR	1
Tetrachloroethene	2.3	mg/kg	0.039	0.16	1	8260B		5/7/2024	CJR	1
Toluene	0.29	mg/kg	0.031	0.13	1	8260B		5/7/2024	CJR	1
1,2,4-Trichlorobenzene	< 0.045	mg/kg	0.045	0.18	1	8260B		5/7/2024	CJR	1
1,2,3-Trichlorobenzene	< 0.18	mg/kg	0.18	0.56	1	8260B		5/7/2024	CJR	1
1,1,1-Trichloroethane	0.18	mg/kg	0.03	0.12	1	8260B		5/7/2024	CJR	1

Project Name COMPLETE RECYCLING SOLUTIONS **Invoice #** E43913
Project # 999-1009-001-001

Lab Code 5043913M
Sample ID GP24-6 (2-4)
Sample Matrix Soil
Sample Date 4/30/2024

	Result	Unit	LOD	LOQ	Dil	Method	Ext Date	Run Date	Analyst	Code
1,1,2-Trichloroethane	< 0.037	mg/kg	0.037	0.15	1	8260B		5/7/2024	CJR	1
Trichloroethene (TCE)	15.1	mg/kg	0.039	0.16	1	8260B		5/7/2024	CJR	1
Trichlorofluoromethane	< 0.066	mg/kg	0.066	0.27	1	8260B		5/7/2024	CJR	1
1,2,4-Trimethylbenzene	0.39	mg/kg	0.035	0.14	1	8260B		5/7/2024	CJR	1
1,3,5-Trimethylbenzene	0.172	mg/kg	0.031	0.13	1	8260B		5/7/2024	CJR	1
Vinyl Chloride	< 0.036	mg/kg	0.036	0.15	1	8260B		5/7/2024	CJR	1
m&p-Xylene	0.294	mg/kg	0.062	0.25	1	8260B		5/7/2024	CJR	1
o-Xylene	0.21	mg/kg	0.03	0.12	1	8260B		5/7/2024	CJR	1
SUR - 1,2-Dichloroethane-d4	99	Rec %			1	8260B		5/7/2024	CJR	1
SUR - 4-Bromofluorobenzene	100	Rec %			1	8260B		5/7/2024	CJR	1
SUR - Dibromofluoromethane	92	Rec %			1	8260B		5/7/2024	CJR	1
SUR - Toluene-d8	104	Rec %			1	8260B		5/7/2024	CJR	1

Project Name COMPLETE RECYCLING SOLUTIONS **Invoice #** E43913
Project # 999-1009-001-001

Lab Code 5043913N
Sample ID GP24-6 (5-7)
Sample Matrix Soil
Sample Date 4/30/2024

	Result	Unit	LOD	LOQ	Dil	Method	Ext Date	Run Date	Analyst	Code
General										
General										
Solids Percent	87.0	%			1	5021		5/3/2024	ZJW	1
Organic										
VOC's										
Benzene	< 0.025	mg/kg	0.025	0.1	1	8260B		5/7/2024	CJR	1
Bromobenzene	< 0.04	mg/kg	0.04	0.16	1	8260B		5/7/2024	CJR	1
Bromodichloromethane	< 0.046	mg/kg	0.046	0.19	1	8260B		5/7/2024	CJR	1
Bromoform	< 0.035	mg/kg	0.035	0.14	1	8260B		5/7/2024	CJR	1
tert-Butylbenzene	0.045 "J"	mg/kg	0.033	0.14	1	8260B		5/7/2024	CJR	1
sec-Butylbenzene	0.60	mg/kg	0.03	0.12	1	8260B		5/7/2024	CJR	1
n-Butylbenzene	0.97	mg/kg	0.029	0.12	1	8260B		5/7/2024	CJR	1
Carbon Tetrachloride	< 0.032	mg/kg	0.032	0.13	1	8260B		5/7/2024	CJR	1
Chlorobenzene	< 0.027	mg/kg	0.027	0.11	1	8260B		5/7/2024	CJR	1
Chloroethane	< 0.1	mg/kg	0.1	0.41	1	8260B		5/7/2024	CJR	1
Chloroform	< 0.032	mg/kg	0.032	0.13	1	8260B		5/7/2024	CJR	1
Chloromethane	< 0.064	mg/kg	0.064	0.26	1	8260B		5/7/2024	CJR	1
2-Chlorotoluene	< 0.034	mg/kg	0.034	0.14	1	8260B		5/7/2024	CJR	1
4-Chlorotoluene	< 0.031	mg/kg	0.031	0.13	1	8260B		5/7/2024	CJR	1
1,2-Dibromo-3-chloropropane	< 0.055	mg/kg	0.055	0.22	1	8260B		5/7/2024	CJR	1
Dibromochloromethane	< 0.038	mg/kg	0.038	0.16	1	8260B		5/7/2024	CJR	1
1,4-Dichlorobenzene	< 0.035	mg/kg	0.035	0.14	1	8260B		5/7/2024	CJR	1
1,3-Dichlorobenzene	< 0.036	mg/kg	0.036	0.15	1	8260B		5/7/2024	CJR	1
1,2-Dichlorobenzene	< 0.026	mg/kg	0.026	0.11	1	8260B		5/7/2024	CJR	1
Dichlorodifluoromethane	< 0.046	mg/kg	0.046	0.19	1	8260B		5/7/2024	CJR	1
1,2-Dichloroethane	< 0.042	mg/kg	0.042	0.17	1	8260B		5/7/2024	CJR	1
1,1-Dichloroethane	< 0.033	mg/kg	0.033	0.13	1	8260B		5/7/2024	CJR	1
1,1-Dichloroethene	< 0.049	mg/kg	0.049	0.2	1	8260B		5/7/2024	CJR	1
cis-1,2-Dichloroethene	< 0.027	mg/kg	0.027	0.11	1	8260B		5/7/2024	CJR	1
trans-1,2-Dichloroethene	< 0.03	mg/kg	0.03	0.12	1	8260B		5/7/2024	CJR	1
1,2-Dichloropropane	< 0.04	mg/kg	0.04	0.16	1	8260B		5/7/2024	CJR	1
1,3-Dichloropropane	< 0.031	mg/kg	0.031	0.13	1	8260B		5/7/2024	CJR	1
trans-1,3-Dichloropropene	< 0.027	mg/kg	0.027	0.11	1	8260B		5/7/2024	CJR	1
cis-1,3-Dichloropropene	< 0.035	mg/kg	0.035	0.14	1	8260B		5/7/2024	CJR	1
Di-isopropyl ether	< 0.028	mg/kg	0.028	0.11	1	8260B		5/7/2024	CJR	1
EDB (1,2-Dibromoethane)	< 0.025	mg/kg	0.025	0.1	1	8260B		5/7/2024	CJR	1
Ethylbenzene	< 0.023	mg/kg	0.023	0.096	1	8260B		5/7/2024	CJR	1
Hexachlorobutadiene	< 0.1	mg/kg	0.1	0.42	1	8260B		5/7/2024	CJR	1
Isopropylbenzene	0.44	mg/kg	0.035	0.14	1	8260B		5/7/2024	CJR	1
p-Isopropyltoluene	1.66	mg/kg	0.03	0.12	1	8260B		5/7/2024	CJR	1
Methylene chloride	< 0.1	mg/kg	0.1	0.42	1	8260B		5/7/2024	CJR	1
Methyl tert-butyl ether (MTBE)	< 0.036	mg/kg	0.036	0.15	1	8260B		5/7/2024	CJR	1
Naphthalene	< 0.12	mg/kg	0.12	0.38	1	8260B		5/7/2024	CJR	1
n-Propylbenzene	0.83	mg/kg	0.025	0.1	1	8260B		5/7/2024	CJR	1
1,1,2,2-Tetrachloroethane	< 0.03	mg/kg	0.03	0.12	1	8260B		5/7/2024	CJR	1
1,1,1,2-Tetrachloroethane	< 0.041	mg/kg	0.041	0.17	1	8260B		5/7/2024	CJR	1
Tetrachloroethene	< 0.039	mg/kg	0.039	0.16	1	8260B		5/7/2024	CJR	1
Toluene	< 0.031	mg/kg	0.031	0.13	1	8260B		5/7/2024	CJR	1
1,2,4-Trichlorobenzene	< 0.045	mg/kg	0.045	0.18	1	8260B		5/7/2024	CJR	1
1,2,3-Trichlorobenzene	< 0.18	mg/kg	0.18	0.56	1	8260B		5/7/2024	CJR	1
1,1,1-Trichloroethane	< 0.03	mg/kg	0.03	0.12	1	8260B		5/7/2024	CJR	1

Project Name COMPLETE RECYCLING SOLUTIONS **Invoice #** E43913
Project # 999-1009-001-001

Lab Code 5043913N
Sample ID GP24-6 (5-7)
Sample Matrix Soil
Sample Date 4/30/2024

	Result	Unit	LOD	LOQ	Dil	Method	Ext Date	Run Date	Analyst	Code
1,1,2-Trichloroethane	< 0.037	mg/kg	0.037	0.15	1	8260B		5/7/2024	CJR	1
Trichloroethene (TCE)	< 0.039	mg/kg	0.039	0.16	1	8260B		5/7/2024	CJR	1
Trichlorofluoromethane	< 0.066	mg/kg	0.066	0.27	1	8260B		5/7/2024	CJR	1
1,2,4-Trimethylbenzene	4.7	mg/kg	0.035	0.14	1	8260B		5/7/2024	CJR	1
1,3,5-Trimethylbenzene	< 0.031	mg/kg	0.031	0.13	1	8260B		5/7/2024	CJR	1
Vinyl Chloride	< 0.036	mg/kg	0.036	0.15	1	8260B		5/7/2024	CJR	1
m&p-Xylene	2.78	mg/kg	0.062	0.25	1	8260B		5/7/2024	CJR	1
o-Xylene	< 0.03	mg/kg	0.03	0.12	1	8260B		5/7/2024	CJR	1
SUR - 4-Bromofluorobenzene	105	Rec %			1	8260B		5/7/2024	CJR	1
SUR - Dibromofluoromethane	96	Rec %			1	8260B		5/7/2024	CJR	1
SUR - 1,2-Dichloroethane-d4	93	Rec %			1	8260B		5/7/2024	CJR	1
SUR - Toluene-d8	98	Rec %			1	8260B		5/7/2024	CJR	1

Project Name COMPLETE RECYCLING SOLUTIONS **Invoice #** E43913
Project # 999-1009-001-001

Lab Code 5043913O
Sample ID GP24-7 (2-4)
Sample Matrix Soil
Sample Date 4/30/2024

	Result	Unit	LOD	LOQ	Dil	Method	Ext Date	Run Date	Analyst	Code
General										
General										
Solids Percent	77.1	%			1	5021		5/3/2024	ZJW	1
Organic										
VOC's										
Benzene	0.033 "J"	mg/kg	0.025	0.1	1	8260B		5/7/2024	CJR	1
Bromobenzene	< 0.04	mg/kg	0.04	0.16	1	8260B		5/7/2024	CJR	1
Bromodichloromethane	< 0.046	mg/kg	0.046	0.19	1	8260B		5/7/2024	CJR	1
Bromoform	< 0.035	mg/kg	0.035	0.14	1	8260B		5/7/2024	CJR	1
tert-Butylbenzene	< 0.033	mg/kg	0.033	0.14	1	8260B		5/7/2024	CJR	1
sec-Butylbenzene	0.103 "J"	mg/kg	0.03	0.12	1	8260B		5/7/2024	CJR	1
n-Butylbenzene	0.217	mg/kg	0.029	0.12	1	8260B		5/7/2024	CJR	1
Carbon Tetrachloride	< 0.032	mg/kg	0.032	0.13	1	8260B		5/7/2024	CJR	1
Chlorobenzene	< 0.027	mg/kg	0.027	0.11	1	8260B		5/7/2024	CJR	1
Chloroethane	< 0.1	mg/kg	0.1	0.41	1	8260B		5/7/2024	CJR	1
Chloroform	< 0.032	mg/kg	0.032	0.13	1	8260B		5/7/2024	CJR	1
Chloromethane	< 0.064	mg/kg	0.064	0.26	1	8260B		5/7/2024	CJR	1
2-Chlorotoluene	< 0.034	mg/kg	0.034	0.14	1	8260B		5/7/2024	CJR	1
4-Chlorotoluene	< 0.031	mg/kg	0.031	0.13	1	8260B		5/7/2024	CJR	1
1,2-Dibromo-3-chloropropane	< 0.055	mg/kg	0.055	0.22	1	8260B		5/7/2024	CJR	1
Dibromochloromethane	< 0.038	mg/kg	0.038	0.16	1	8260B		5/7/2024	CJR	1
1,4-Dichlorobenzene	0.129 "J"	mg/kg	0.035	0.14	1	8260B		5/7/2024	CJR	1
1,3-Dichlorobenzene	< 0.036	mg/kg	0.036	0.15	1	8260B		5/7/2024	CJR	1
1,2-Dichlorobenzene	0.37	mg/kg	0.026	0.11	1	8260B		5/7/2024	CJR	1
Dichlorodifluoromethane	< 0.046	mg/kg	0.046	0.19	1	8260B		5/7/2024	CJR	1
1,2-Dichloroethane	< 0.042	mg/kg	0.042	0.17	1	8260B		5/7/2024	CJR	1
1,1-Dichloroethane	0.104 "J"	mg/kg	0.033	0.13	1	8260B		5/7/2024	CJR	1
1,1-Dichloroethene	< 0.049	mg/kg	0.049	0.2	1	8260B		5/7/2024	CJR	1
cis-1,2-Dichloroethene	0.10 "J"	mg/kg	0.027	0.11	1	8260B		5/7/2024	CJR	1
trans-1,2-Dichloroethene	< 0.03	mg/kg	0.03	0.12	1	8260B		5/7/2024	CJR	1
1,2-Dichloropropane	< 0.04	mg/kg	0.04	0.16	1	8260B		5/7/2024	CJR	1
1,3-Dichloropropane	< 0.031	mg/kg	0.031	0.13	1	8260B		5/7/2024	CJR	1
trans-1,3-Dichloropropene	< 0.027	mg/kg	0.027	0.11	1	8260B		5/7/2024	CJR	1
cis-1,3-Dichloropropene	< 0.035	mg/kg	0.035	0.14	1	8260B		5/7/2024	CJR	1
Di-isopropyl ether	< 0.028	mg/kg	0.028	0.11	1	8260B		5/7/2024	CJR	1
EDB (1,2-Dibromoethane)	< 0.025	mg/kg	0.025	0.1	1	8260B		5/7/2024	CJR	1
Ethylbenzene	0.25	mg/kg	0.023	0.096	1	8260B		5/7/2024	CJR	1
Hexachlorobutadiene	< 0.1	mg/kg	0.1	0.42	1	8260B		5/7/2024	CJR	1
Isopropylbenzene	0.081 "J"	mg/kg	0.035	0.14	1	8260B		5/7/2024	CJR	1
p-Isopropyltoluene	0.141	mg/kg	0.03	0.12	1	8260B		5/7/2024	CJR	1
Methylene chloride	< 0.1	mg/kg	0.1	0.42	1	8260B		5/7/2024	CJR	1
Methyl tert-butyl ether (MTBE)	< 0.036	mg/kg	0.036	0.15	1	8260B		5/7/2024	CJR	1
Naphthalene	0.60	mg/kg	0.12	0.38	1	8260B		5/7/2024	CJR	1
n-Propylbenzene	0.077 "J"	mg/kg	0.025	0.1	1	8260B		5/7/2024	CJR	1
1,1,2,2-Tetrachloroethane	< 0.03	mg/kg	0.03	0.12	1	8260B		5/7/2024	CJR	1
1,1,1,2-Tetrachloroethane	< 0.041	mg/kg	0.041	0.17	1	8260B		5/7/2024	CJR	1
Tetrachloroethene	15.2	mg/kg	0.039	0.16	1	8260B		5/7/2024	CJR	1
Toluene	0.165	mg/kg	0.031	0.13	1	8260B		5/7/2024	CJR	1
1,2,4-Trichlorobenzene	< 0.045	mg/kg	0.045	0.18	1	8260B		5/7/2024	CJR	1
1,2,3-Trichlorobenzene	< 0.18	mg/kg	0.18	0.56	1	8260B		5/7/2024	CJR	1
1,1,1-Trichloroethane	0.76	mg/kg	0.03	0.12	1	8260B		5/7/2024	CJR	1

Project Name COMPLETE RECYCLING SOLUTIONS **Invoice #** E43913
Project # 999-1009-001-001

Lab Code 5043913O
Sample ID GP24-7 (2-4)
Sample Matrix Soil
Sample Date 4/30/2024

	Result	Unit	LOD	LOQ	Dil	Method	Ext Date	Run Date	Analyst	Code
1,1,2-Trichloroethane	< 0.037	mg/kg	0.037	0.15	1	8260B		5/7/2024	CJR	1
Trichloroethene (TCE)	6.3	mg/kg	0.039	0.16	1	8260B		5/7/2024	CJR	1
Trichlorofluoromethane	< 0.066	mg/kg	0.066	0.27	1	8260B		5/7/2024	CJR	1
1,2,4-Trimethylbenzene	0.61	mg/kg	0.035	0.14	1	8260B		5/7/2024	CJR	1
1,3,5-Trimethylbenzene	0.298	mg/kg	0.031	0.13	1	8260B		5/7/2024	CJR	1
Vinyl Chloride	< 0.036	mg/kg	0.036	0.15	1	8260B		5/7/2024	CJR	1
m&p-Xylene	0.86	mg/kg	0.062	0.25	1	8260B		5/7/2024	CJR	1
o-Xylene	0.44	mg/kg	0.03	0.12	1	8260B		5/7/2024	CJR	1
SUR - 1,2-Dichloroethane-d4	96	Rec %			1	8260B		5/7/2024	CJR	1
SUR - 4-Bromofluorobenzene	101	Rec %			1	8260B		5/7/2024	CJR	1
SUR - Dibromofluoromethane	100	Rec %			1	8260B		5/7/2024	CJR	1
SUR - Toluene-d8	102	Rec %			1	8260B		5/7/2024	CJR	1

Project Name COMPLETE RECYCLING SOLUTIONS **Invoice #** E43913
Project # 999-1009-001-001

Lab Code 5043913P
Sample ID GP24-7 (5-7)
Sample Matrix Soil
Sample Date 4/30/2024

	Result	Unit	LOD	LOQ	Dil	Method	Ext Date	Run Date	Analyst	Code
General										
General										
Solids Percent	77.9	%			1	5021		5/3/2024	ZJW	1
Organic										
VOC's										
Benzene	0.221 "J"	mg/kg	0.125	0.5	5	8260B		5/8/2024	CJR	1
Bromobenzene	< 0.2	mg/kg	0.2	0.8	5	8260B		5/8/2024	CJR	1
Bromodichloromethane	< 0.23	mg/kg	0.23	0.95	5	8260B		5/8/2024	CJR	1
Bromoform	< 0.175	mg/kg	0.175	0.7	5	8260B		5/8/2024	CJR	1
tert-Butylbenzene	0.315 "J"	mg/kg	0.165	0.7	5	8260B		5/8/2024	CJR	1
sec-Butylbenzene	8.6	mg/kg	0.15	0.6	5	8260B		5/8/2024	CJR	1
n-Butylbenzene	20	mg/kg	0.145	0.6	5	8260B		5/8/2024	CJR	1
Carbon Tetrachloride	< 0.16	mg/kg	0.16	0.65	5	8260B		5/8/2024	CJR	1
Chlorobenzene	< 0.135	mg/kg	0.135	0.55	5	8260B		5/8/2024	CJR	1
Chloroethane	< 0.5	mg/kg	0.5	2.05	5	8260B		5/8/2024	CJR	1
Chloroform	< 0.16	mg/kg	0.16	0.65	5	8260B		5/8/2024	CJR	1
Chloromethane	< 0.32	mg/kg	0.32	1.3	5	8260B		5/8/2024	CJR	1
2-Chlorotoluene	< 0.17	mg/kg	0.17	0.7	5	8260B		5/8/2024	CJR	1
4-Chlorotoluene	< 0.155	mg/kg	0.155	0.65	5	8260B		5/8/2024	CJR	1
1,2-Dibromo-3-chloropropane	< 0.275	mg/kg	0.275	1.1	5	8260B		5/8/2024	CJR	1
Dibromochloromethane	< 0.19	mg/kg	0.19	0.8	5	8260B		5/8/2024	CJR	1
1,4-Dichlorobenzene	< 0.175	mg/kg	0.175	0.7	5	8260B		5/8/2024	CJR	1
1,3-Dichlorobenzene	< 0.18	mg/kg	0.18	0.75	5	8260B		5/8/2024	CJR	1
1,2-Dichlorobenzene	0.217 "J"	mg/kg	0.13	0.55	5	8260B		5/8/2024	CJR	1
Dichlorodifluoromethane	< 0.23	mg/kg	0.23	0.95	5	8260B		5/8/2024	CJR	1
1,2-Dichloroethane	0.235 "J"	mg/kg	0.21	0.85	5	8260B		5/8/2024	CJR	1
1,1-Dichloroethane	1.11	mg/kg	0.165	0.65	5	8260B		5/8/2024	CJR	1
1,1-Dichloroethene	< 0.245	mg/kg	0.245	1	5	8260B		5/8/2024	CJR	1
cis-1,2-Dichloroethene	2.39	mg/kg	0.135	0.55	5	8260B		5/8/2024	CJR	1
trans-1,2-Dichloroethene	< 0.15	mg/kg	0.15	0.6	5	8260B		5/8/2024	CJR	1
1,2-Dichloropropane	< 0.2	mg/kg	0.2	0.8	5	8260B		5/8/2024	CJR	1
1,3-Dichloropropane	< 0.155	mg/kg	0.155	0.65	5	8260B		5/8/2024	CJR	1
trans-1,3-Dichloropropene	< 0.135	mg/kg	0.135	0.55	5	8260B		5/8/2024	CJR	1
cis-1,3-Dichloropropene	< 0.175	mg/kg	0.175	0.7	5	8260B		5/8/2024	CJR	1
Di-isopropyl ether	< 0.14	mg/kg	0.14	0.55	5	8260B		5/8/2024	CJR	1
EDB (1,2-Dibromoethane)	< 0.125	mg/kg	0.125	0.5	5	8260B		5/8/2024	CJR	1
Ethylbenzene	71	mg/kg	0.115	0.48	5	8260B		5/8/2024	CJR	1
Hexachlorobutadiene	< 0.5	mg/kg	0.5	2.1	5	8260B		5/8/2024	CJR	1
Isopropylbenzene	8.0	mg/kg	0.175	0.7	5	8260B		5/8/2024	CJR	1
p-Isopropyltoluene	8.4	mg/kg	0.15	0.6	5	8260B		5/8/2024	CJR	1
Methylene chloride	< 0.5	mg/kg	0.5	2.1	5	8260B		5/8/2024	CJR	1
Methyl tert-butyl ether (MTBE)	< 0.18	mg/kg	0.18	0.75	5	8260B		5/8/2024	CJR	1
Naphthalene	21.1	mg/kg	0.6	1.9	5	8260B		5/8/2024	CJR	1
n-Propylbenzene	16.8	mg/kg	0.125	0.5	5	8260B		5/8/2024	CJR	1
1,1,2,2-Tetrachloroethane	< 0.15	mg/kg	0.15	0.6	5	8260B		5/8/2024	CJR	1
1,1,1,2-Tetrachloroethane	< 0.205	mg/kg	0.205	0.85	5	8260B		5/8/2024	CJR	1
Tetrachloroethene	0.47 "J"	mg/kg	0.195	0.8	5	8260B		5/8/2024	CJR	1
Toluene	68	mg/kg	0.155	0.65	5	8260B		5/8/2024	CJR	1
1,2,4-Trichlorobenzene	< 0.225	mg/kg	0.225	0.9	5	8260B		5/8/2024	CJR	1
1,2,3-Trichlorobenzene	< 0.9	mg/kg	0.9	2.8	5	8260B		5/8/2024	CJR	1
1,1,1-Trichloroethane	< 0.15	mg/kg	0.15	0.6	5	8260B		5/8/2024	CJR	1

Project Name COMPLETE RECYCLING SOLUTIONS **Invoice #** E43913
Project # 999-1009-001-001

Lab Code 5043913P
Sample ID GP24-7 (5-7)
Sample Matrix Soil
Sample Date 4/30/2024

	Result	Unit	LOD	LOQ	Dil	Method	Ext Date	Run Date	Analyst	Code
1,1,2-Trichloroethane	< 0.185	mg/kg	0.185	0.75	5	8260B		5/8/2024	CJR	1
Trichloroethene (TCE)	0.282 "J"	mg/kg	0.195	0.8	5	8260B		5/8/2024	CJR	1
Trichlorofluoromethane	< 0.33	mg/kg	0.33	1.35	5	8260B		5/8/2024	CJR	1
1,2,4-Trimethylbenzene	94	mg/kg	1.75	7	50	8260B		5/9/2024	CJR	1
1,3,5-Trimethylbenzene	27	mg/kg	0.155	0.65	5	8260B		5/8/2024	CJR	1
Vinyl Chloride	1.52	mg/kg	0.18	0.75	5	8260B		5/8/2024	CJR	1
m&p-Xylene	178	mg/kg	3.1	12.5	50	8260B		5/9/2024	CJR	1
o-Xylene	72	mg/kg	1.5	6	50	8260B		5/9/2024	CJR	1
SUR - 1,2-Dichloroethane-d4	99	Rec %			5	8260B		5/8/2024	CJR	1
SUR - 4-Bromofluorobenzene	114	Rec %			5	8260B		5/8/2024	CJR	1
SUR - Dibromofluoromethane	88	Rec %			5	8260B		5/8/2024	CJR	1
SUR - Toluene-d8	98	Rec %			5	8260B		5/8/2024	CJR	1

Project Name COMPLETE RECYCLING SOLUTIONS **Invoice #** E43913
Project # 999-1009-001-001

Lab Code 5043913Q
Sample ID GP24-8 (1-3)
Sample Matrix Soil
Sample Date 4/30/2024

	Result	Unit	LOD	LOQ	Dil	Method	Ext Date	Run Date	Analyst	Code
General										
General										
Solids Percent	78.5	%			1	5021		5/3/2024	ZJW	1
Organic										
VOC's										
Benzene	0.44	mg/kg	0.025	0.1	1	8260B		5/7/2024	CJR	1
Bromobenzene	< 0.04	mg/kg	0.04	0.16	1	8260B		5/7/2024	CJR	1
Bromodichloromethane	< 0.046	mg/kg	0.046	0.19	1	8260B		5/7/2024	CJR	1
Bromoform	< 0.035	mg/kg	0.035	0.14	1	8260B		5/7/2024	CJR	1
tert-Butylbenzene	< 0.033	mg/kg	0.033	0.14	1	8260B		5/7/2024	CJR	1
sec-Butylbenzene	0.034 "J"	mg/kg	0.03	0.12	1	8260B		5/7/2024	CJR	1
n-Butylbenzene	0.045 "J"	mg/kg	0.029	0.12	1	8260B		5/7/2024	CJR	1
Carbon Tetrachloride	< 0.032	mg/kg	0.032	0.13	1	8260B		5/7/2024	CJR	1
Chlorobenzene	< 0.027	mg/kg	0.027	0.11	1	8260B		5/7/2024	CJR	1
Chloroethane	< 0.1	mg/kg	0.1	0.41	1	8260B		5/7/2024	CJR	1
Chloroform	< 0.032	mg/kg	0.032	0.13	1	8260B		5/7/2024	CJR	1
Chloromethane	< 0.064	mg/kg	0.064	0.26	1	8260B		5/7/2024	CJR	1
2-Chlorotoluene	< 0.034	mg/kg	0.034	0.14	1	8260B		5/7/2024	CJR	1
4-Chlorotoluene	< 0.031	mg/kg	0.031	0.13	1	8260B		5/7/2024	CJR	1
1,2-Dibromo-3-chloropropane	< 0.055	mg/kg	0.055	0.22	1	8260B		5/7/2024	CJR	1
Dibromochloromethane	< 0.038	mg/kg	0.038	0.16	1	8260B		5/7/2024	CJR	1
1,4-Dichlorobenzene	< 0.035	mg/kg	0.035	0.14	1	8260B		5/7/2024	CJR	1
1,3-Dichlorobenzene	< 0.036	mg/kg	0.036	0.15	1	8260B		5/7/2024	CJR	1
1,2-Dichlorobenzene	< 0.026	mg/kg	0.026	0.11	1	8260B		5/7/2024	CJR	1
Dichlorodifluoromethane	< 0.046	mg/kg	0.046	0.19	1	8260B		5/7/2024	CJR	1
1,2-Dichloroethane	< 0.042	mg/kg	0.042	0.17	1	8260B		5/7/2024	CJR	1
1,1-Dichloroethane	0.085 "J"	mg/kg	0.033	0.13	1	8260B		5/7/2024	CJR	1
1,1-Dichloroethene	< 0.049	mg/kg	0.049	0.2	1	8260B		5/7/2024	CJR	1
cis-1,2-Dichloroethene	1.51	mg/kg	0.027	0.11	1	8260B		5/7/2024	CJR	1
trans-1,2-Dichloroethene	0.241	mg/kg	0.03	0.12	1	8260B		5/7/2024	CJR	1
1,2-Dichloropropane	< 0.04	mg/kg	0.04	0.16	1	8260B		5/7/2024	CJR	1
1,3-Dichloropropane	< 0.031	mg/kg	0.031	0.13	1	8260B		5/7/2024	CJR	1
trans-1,3-Dichloropropene	< 0.027	mg/kg	0.027	0.11	1	8260B		5/7/2024	CJR	1
cis-1,3-Dichloropropene	< 0.035	mg/kg	0.035	0.14	1	8260B		5/7/2024	CJR	1
Di-isopropyl ether	< 0.028	mg/kg	0.028	0.11	1	8260B		5/7/2024	CJR	1
EDB (1,2-Dibromoethane)	< 0.025	mg/kg	0.025	0.1	1	8260B		5/7/2024	CJR	1
Ethylbenzene	0.41	mg/kg	0.023	0.096	1	8260B		5/7/2024	CJR	1
Hexachlorobutadiene	< 0.1	mg/kg	0.1	0.42	1	8260B		5/7/2024	CJR	1
Isopropylbenzene	0.036 "J"	mg/kg	0.035	0.14	1	8260B		5/7/2024	CJR	1
p-Isopropyltoluene	< 0.03	mg/kg	0.03	0.12	1	8260B		5/7/2024	CJR	1
Methylene chloride	< 0.1	mg/kg	0.1	0.42	1	8260B		5/7/2024	CJR	1
Methyl tert-butyl ether (MTBE)	< 0.036	mg/kg	0.036	0.15	1	8260B		5/7/2024	CJR	1
Naphthalene	0.203 "J"	mg/kg	0.12	0.38	1	8260B		5/7/2024	CJR	1
n-Propylbenzene	0.069 "J"	mg/kg	0.025	0.1	1	8260B		5/7/2024	CJR	1
1,1,2,2-Tetrachloroethane	< 0.03	mg/kg	0.03	0.12	1	8260B		5/7/2024	CJR	1
1,1,1,2-Tetrachloroethane	< 0.041	mg/kg	0.041	0.17	1	8260B		5/7/2024	CJR	1
Tetrachloroethene	3.8	mg/kg	0.039	0.16	1	8260B		5/7/2024	CJR	1
Toluene	8.3	mg/kg	0.031	0.13	1	8260B		5/7/2024	CJR	1
1,2,4-Trichlorobenzene	< 0.045	mg/kg	0.045	0.18	1	8260B		5/7/2024	CJR	1
1,2,3-Trichlorobenzene	< 0.18	mg/kg	0.18	0.56	1	8260B		5/7/2024	CJR	1
1,1,1-Trichloroethane	0.281	mg/kg	0.03	0.12	1	8260B		5/7/2024	CJR	1

Project Name COMPLETE RECYCLING SOLUTIONS **Invoice #** E43913
Project # 999-1009-001-001

Lab Code 5043913Q
Sample ID GP24-8 (1-3)
Sample Matrix Soil
Sample Date 4/30/2024

	Result	Unit	LOD	LOQ	Dil	Method	Ext Date	Run Date	Analyst	Code
1,1,2-Trichloroethane	< 0.037	mg/kg	0.037	0.15	1	8260B		5/7/2024	CJR	1
Trichloroethene (TCE)	22.8	mg/kg	0.39	1.6	10	8260B		5/9/2024	CJR	1
Trichlorofluoromethane	< 0.066	mg/kg	0.066	0.27	1	8260B		5/7/2024	CJR	1
1,2,4-Trimethylbenzene	0.239	mg/kg	0.035	0.14	1	8260B		5/7/2024	CJR	1
1,3,5-Trimethylbenzene	0.175	mg/kg	0.031	0.13	1	8260B		5/7/2024	CJR	1
Vinyl Chloride	< 0.036	mg/kg	0.036	0.15	1	8260B		5/7/2024	CJR	1
m&p-Xylene	1.83	mg/kg	0.062	0.25	1	8260B		5/7/2024	CJR	1
o-Xylene	0.71	mg/kg	0.03	0.12	1	8260B		5/7/2024	CJR	1
SUR - 4-Bromofluorobenzene	111	Rec %			1	8260B		5/7/2024	CJR	1
SUR - Dibromofluoromethane	94	Rec %			1	8260B		5/7/2024	CJR	1
SUR - 1,2-Dichloroethane-d4	100	Rec %			1	8260B		5/7/2024	CJR	1
SUR - Toluene-d8	104	Rec %			1	8260B		5/7/2024	CJR	1

Project Name COMPLETE RECYCLING SOLUTIONS **Invoice #** E43913
Project # 999-1009-001-001

Lab Code 5043913R
Sample ID GP24-8 (5-7)
Sample Matrix Soil
Sample Date 4/30/2024

	Result	Unit	LOD	LOQ	Dil	Method	Ext Date	Run Date	Analyst	Code
General										
General										
Solids Percent	85.6	%			1	5021		5/3/2024	ZJW	1
Organic										
VOC's										
Benzene	< 0.025	mg/kg	0.025	0.1	1	8260B		5/8/2024	CJR	1
Bromobenzene	< 0.04	mg/kg	0.04	0.16	1	8260B		5/8/2024	CJR	1
Bromodichloromethane	< 0.046	mg/kg	0.046	0.19	1	8260B		5/8/2024	CJR	1
Bromoform	< 0.035	mg/kg	0.035	0.14	1	8260B		5/8/2024	CJR	1
tert-Butylbenzene	< 0.033	mg/kg	0.033	0.14	1	8260B		5/8/2024	CJR	1
sec-Butylbenzene	< 0.03	mg/kg	0.03	0.12	1	8260B		5/8/2024	CJR	1
n-Butylbenzene	< 0.029	mg/kg	0.029	0.12	1	8260B		5/8/2024	CJR	1
Carbon Tetrachloride	< 0.032	mg/kg	0.032	0.13	1	8260B		5/8/2024	CJR	1
Chlorobenzene	< 0.027	mg/kg	0.027	0.11	1	8260B		5/8/2024	CJR	1
Chloroethane	< 0.1	mg/kg	0.1	0.41	1	8260B		5/8/2024	CJR	1
Chloroform	< 0.032	mg/kg	0.032	0.13	1	8260B		5/8/2024	CJR	1
Chloromethane	< 0.064	mg/kg	0.064	0.26	1	8260B		5/8/2024	CJR	1
2-Chlorotoluene	< 0.034	mg/kg	0.034	0.14	1	8260B		5/8/2024	CJR	1
4-Chlorotoluene	< 0.031	mg/kg	0.031	0.13	1	8260B		5/8/2024	CJR	1
1,2-Dibromo-3-chloropropane	< 0.055	mg/kg	0.055	0.22	1	8260B		5/8/2024	CJR	1
Dibromochloromethane	< 0.038	mg/kg	0.038	0.16	1	8260B		5/8/2024	CJR	1
1,4-Dichlorobenzene	< 0.035	mg/kg	0.035	0.14	1	8260B		5/8/2024	CJR	1
1,3-Dichlorobenzene	< 0.036	mg/kg	0.036	0.15	1	8260B		5/8/2024	CJR	1
1,2-Dichlorobenzene	< 0.026	mg/kg	0.026	0.11	1	8260B		5/8/2024	CJR	1
Dichlorodifluoromethane	< 0.046	mg/kg	0.046	0.19	1	8260B		5/8/2024	CJR	1
1,2-Dichloroethane	< 0.042	mg/kg	0.042	0.17	1	8260B		5/8/2024	CJR	1
1,1-Dichloroethane	< 0.033	mg/kg	0.033	0.13	1	8260B		5/8/2024	CJR	1
1,1-Dichloroethene	< 0.049	mg/kg	0.049	0.2	1	8260B		5/8/2024	CJR	1
cis-1,2-Dichloroethene	< 0.027	mg/kg	0.027	0.11	1	8260B		5/8/2024	CJR	1
trans-1,2-Dichloroethene	< 0.03	mg/kg	0.03	0.12	1	8260B		5/8/2024	CJR	1
1,2-Dichloropropane	< 0.04	mg/kg	0.04	0.16	1	8260B		5/8/2024	CJR	1
1,3-Dichloropropane	< 0.031	mg/kg	0.031	0.13	1	8260B		5/8/2024	CJR	1
trans-1,3-Dichloropropene	< 0.027	mg/kg	0.027	0.11	1	8260B		5/8/2024	CJR	1
cis-1,3-Dichloropropene	< 0.035	mg/kg	0.035	0.14	1	8260B		5/8/2024	CJR	1
Di-isopropyl ether	< 0.028	mg/kg	0.028	0.11	1	8260B		5/8/2024	CJR	1
EDB (1,2-Dibromoethane)	< 0.025	mg/kg	0.025	0.1	1	8260B		5/8/2024	CJR	1
Ethylbenzene	< 0.023	mg/kg	0.023	0.096	1	8260B		5/8/2024	CJR	1
Hexachlorobutadiene	< 0.1	mg/kg	0.1	0.42	1	8260B		5/8/2024	CJR	1
Isopropylbenzene	< 0.035	mg/kg	0.035	0.14	1	8260B		5/8/2024	CJR	1
p-Isopropyltoluene	< 0.03	mg/kg	0.03	0.12	1	8260B		5/8/2024	CJR	1
Methylene chloride	< 0.1	mg/kg	0.1	0.42	1	8260B		5/8/2024	CJR	1
Methyl tert-butyl ether (MTBE)	< 0.036	mg/kg	0.036	0.15	1	8260B		5/8/2024	CJR	1
Naphthalene	< 0.12	mg/kg	0.12	0.38	1	8260B		5/8/2024	CJR	1
n-Propylbenzene	< 0.025	mg/kg	0.025	0.1	1	8260B		5/8/2024	CJR	1
1,1,2,2-Tetrachloroethane	< 0.03	mg/kg	0.03	0.12	1	8260B		5/8/2024	CJR	1
1,1,1,2-Tetrachloroethane	< 0.041	mg/kg	0.041	0.17	1	8260B		5/8/2024	CJR	1
Tetrachloroethene	< 0.039	mg/kg	0.039	0.16	1	8260B		5/8/2024	CJR	1
Toluene	< 0.031	mg/kg	0.031	0.13	1	8260B		5/8/2024	CJR	1
1,2,4-Trichlorobenzene	< 0.045	mg/kg	0.045	0.18	1	8260B		5/8/2024	CJR	1
1,2,3-Trichlorobenzene	< 0.18	mg/kg	0.18	0.56	1	8260B		5/8/2024	CJR	1
1,1,1-Trichloroethane	< 0.03	mg/kg	0.03	0.12	1	8260B		5/8/2024	CJR	1

Project Name COMPLETE RECYCLING SOLUTIONS **Invoice #** E43913
Project # 999-1009-001-001

Lab Code 5043913R
Sample ID GP24-8 (5-7)
Sample Matrix Soil
Sample Date 4/30/2024

	Result	Unit	LOD	LOQ	Dil	Method	Ext Date	Run Date	Analyst	Code
1,1,2-Trichloroethane	< 0.037	mg/kg	0.037	0.15	1	8260B		5/8/2024	CJR	1
Trichloroethene (TCE)	< 0.039	mg/kg	0.039	0.16	1	8260B		5/8/2024	CJR	1
Trichlorofluoromethane	< 0.066	mg/kg	0.066	0.27	1	8260B		5/8/2024	CJR	1
1,2,4-Trimethylbenzene	< 0.035	mg/kg	0.035	0.14	1	8260B		5/8/2024	CJR	1
1,3,5-Trimethylbenzene	< 0.031	mg/kg	0.031	0.13	1	8260B		5/8/2024	CJR	1
Vinyl Chloride	< 0.036	mg/kg	0.036	0.15	1	8260B		5/8/2024	CJR	1
m&p-Xylene	< 0.062	mg/kg	0.062	0.25	1	8260B		5/8/2024	CJR	1
o-Xylene	< 0.03	mg/kg	0.03	0.12	1	8260B		5/8/2024	CJR	1
SUR - 1,2-Dichloroethane-d4	106	Rec %			1	8260B		5/8/2024	CJR	1
SUR - 4-Bromofluorobenzene	105	Rec %			1	8260B		5/8/2024	CJR	1
SUR - Dibromofluoromethane	91	Rec %			1	8260B		5/8/2024	CJR	1
SUR - Toluene-d8	104	Rec %			1	8260B		5/8/2024	CJR	1

Project Name COMPLETE RECYCLING SOLUTIONS **Invoice #** E43913
Project # 999-1009-001-001

Lab Code 5043913S
Sample ID GP24-9 (1-3)
Sample Matrix Soil
Sample Date 4/30/2024

	Result	Unit	LOD	LOQ	Dil	Method	Ext Date	Run Date	Analyst	Code
General										
General										
Solids Percent	87.5	%			1	5021		5/3/2024	ZJW	1
Organic										
VOC's										
Benzene	< 0.025	mg/kg	0.025	0.1	1	8260B		5/7/2024	CJR	1
Bromobenzene	< 0.04	mg/kg	0.04	0.16	1	8260B		5/7/2024	CJR	1
Bromodichloromethane	< 0.046	mg/kg	0.046	0.19	1	8260B		5/7/2024	CJR	1
Bromoform	< 0.035	mg/kg	0.035	0.14	1	8260B		5/7/2024	CJR	1
tert-Butylbenzene	< 0.033	mg/kg	0.033	0.14	1	8260B		5/7/2024	CJR	1
sec-Butylbenzene	< 0.03	mg/kg	0.03	0.12	1	8260B		5/7/2024	CJR	1
n-Butylbenzene	< 0.029	mg/kg	0.029	0.12	1	8260B		5/7/2024	CJR	1
Carbon Tetrachloride	< 0.032	mg/kg	0.032	0.13	1	8260B		5/7/2024	CJR	1
Chlorobenzene	< 0.027	mg/kg	0.027	0.11	1	8260B		5/7/2024	CJR	1
Chloroethane	< 0.1	mg/kg	0.1	0.41	1	8260B		5/7/2024	CJR	1
Chloroform	< 0.032	mg/kg	0.032	0.13	1	8260B		5/7/2024	CJR	1
Chloromethane	< 0.064	mg/kg	0.064	0.26	1	8260B		5/7/2024	CJR	1
2-Chlorotoluene	< 0.034	mg/kg	0.034	0.14	1	8260B		5/7/2024	CJR	1
4-Chlorotoluene	< 0.031	mg/kg	0.031	0.13	1	8260B		5/7/2024	CJR	1
1,2-Dibromo-3-chloropropane	< 0.055	mg/kg	0.055	0.22	1	8260B		5/7/2024	CJR	1
Dibromochloromethane	< 0.038	mg/kg	0.038	0.16	1	8260B		5/7/2024	CJR	1
1,4-Dichlorobenzene	< 0.035	mg/kg	0.035	0.14	1	8260B		5/7/2024	CJR	1
1,3-Dichlorobenzene	< 0.036	mg/kg	0.036	0.15	1	8260B		5/7/2024	CJR	1
1,2-Dichlorobenzene	< 0.026	mg/kg	0.026	0.11	1	8260B		5/7/2024	CJR	1
Dichlorodifluoromethane	< 0.046	mg/kg	0.046	0.19	1	8260B		5/7/2024	CJR	1
1,2-Dichloroethane	< 0.042	mg/kg	0.042	0.17	1	8260B		5/7/2024	CJR	1
1,1-Dichloroethane	< 0.033	mg/kg	0.033	0.13	1	8260B		5/7/2024	CJR	1
1,1-Dichloroethene	< 0.049	mg/kg	0.049	0.2	1	8260B		5/7/2024	CJR	1
cis-1,2-Dichloroethene	< 0.027	mg/kg	0.027	0.11	1	8260B		5/7/2024	CJR	1
trans-1,2-Dichloroethene	< 0.03	mg/kg	0.03	0.12	1	8260B		5/7/2024	CJR	1
1,2-Dichloropropane	< 0.04	mg/kg	0.04	0.16	1	8260B		5/7/2024	CJR	1
1,3-Dichloropropane	< 0.031	mg/kg	0.031	0.13	1	8260B		5/7/2024	CJR	1
trans-1,3-Dichloropropene	< 0.027	mg/kg	0.027	0.11	1	8260B		5/7/2024	CJR	1
cis-1,3-Dichloropropene	< 0.035	mg/kg	0.035	0.14	1	8260B		5/7/2024	CJR	1
Di-isopropyl ether	< 0.028	mg/kg	0.028	0.11	1	8260B		5/7/2024	CJR	1
EDB (1,2-Dibromoethane)	< 0.025	mg/kg	0.025	0.1	1	8260B		5/7/2024	CJR	1
Ethylbenzene	< 0.023	mg/kg	0.023	0.096	1	8260B		5/7/2024	CJR	1
Hexachlorobutadiene	< 0.1	mg/kg	0.1	0.42	1	8260B		5/7/2024	CJR	1
Isopropylbenzene	< 0.035	mg/kg	0.035	0.14	1	8260B		5/7/2024	CJR	1
p-Isopropyltoluene	< 0.03	mg/kg	0.03	0.12	1	8260B		5/7/2024	CJR	1
Methylene chloride	< 0.1	mg/kg	0.1	0.42	1	8260B		5/7/2024	CJR	1
Methyl tert-butyl ether (MTBE)	< 0.036	mg/kg	0.036	0.15	1	8260B		5/7/2024	CJR	1
Naphthalene	< 0.12	mg/kg	0.12	0.38	1	8260B		5/7/2024	CJR	1
n-Propylbenzene	< 0.025	mg/kg	0.025	0.1	1	8260B		5/7/2024	CJR	1
1,1,2,2-Tetrachloroethane	< 0.03	mg/kg	0.03	0.12	1	8260B		5/7/2024	CJR	1
1,1,1,2-Tetrachloroethane	< 0.041	mg/kg	0.041	0.17	1	8260B		5/7/2024	CJR	1
Tetrachloroethene	0.32	mg/kg	0.039	0.16	1	8260B		5/7/2024	CJR	1
Toluene	< 0.031	mg/kg	0.031	0.13	1	8260B		5/7/2024	CJR	1
1,2,4-Trichlorobenzene	< 0.045	mg/kg	0.045	0.18	1	8260B		5/7/2024	CJR	1
1,2,3-Trichlorobenzene	< 0.18	mg/kg	0.18	0.56	1	8260B		5/7/2024	CJR	1
1,1,1-Trichloroethane	0.033 "J"	mg/kg	0.03	0.12	1	8260B		5/7/2024	CJR	1

Project Name COMPLETE RECYCLING SOLUTIONS **Invoice #** E43913
Project # 999-1009-001-001

Lab Code 5043913S
Sample ID GP24-9 (1-3)
Sample Matrix Soil
Sample Date 4/30/2024

	Result	Unit	LOD	LOQ	Dil	Method	Ext Date	Run Date	Analyst	Code
1,1,2-Trichloroethane	< 0.037	mg/kg	0.037	0.15	1	8260B		5/7/2024	CJR	1
Trichloroethene (TCE)	0.70	mg/kg	0.039	0.16	1	8260B		5/7/2024	CJR	1
Trichlorofluoromethane	< 0.066	mg/kg	0.066	0.27	1	8260B		5/7/2024	CJR	1
1,2,4-Trimethylbenzene	< 0.035	mg/kg	0.035	0.14	1	8260B		5/7/2024	CJR	1
1,3,5-Trimethylbenzene	< 0.031	mg/kg	0.031	0.13	1	8260B		5/7/2024	CJR	1
Vinyl Chloride	< 0.036	mg/kg	0.036	0.15	1	8260B		5/7/2024	CJR	1
m&p-Xylene	< 0.062	mg/kg	0.062	0.25	1	8260B		5/7/2024	CJR	1
o-Xylene	< 0.03	mg/kg	0.03	0.12	1	8260B		5/7/2024	CJR	1
SUR - Toluene-d8	100	Rec %			1	8260B		5/7/2024	CJR	1
SUR - Dibromofluoromethane	90	Rec %			1	8260B		5/7/2024	CJR	1
SUR - 4-Bromofluorobenzene	110	Rec %			1	8260B		5/7/2024	CJR	1
SUR - 1,2-Dichloroethane-d4	99	Rec %			1	8260B		5/7/2024	CJR	1

Project Name COMPLETE RECYCLING SOLUTIONS **Invoice #** E43913
Project # 999-1009-001-001

Lab Code 5043913T
Sample ID GP24-9 (5-7)
Sample Matrix Soil
Sample Date 4/30/2024

	Result	Unit	LOD	LOQ	Dil	Method	Ext Date	Run Date	Analyst	Code
General										
General										
Solids Percent	81.6	%			1	5021		5/3/2024	ZJW	1
Organic										
VOC's										
Benzene	< 0.025	mg/kg	0.025	0.1	1	8260B		5/8/2024	CJR	1
Bromobenzene	< 0.04	mg/kg	0.04	0.16	1	8260B		5/8/2024	CJR	1
Bromodichloromethane	< 0.046	mg/kg	0.046	0.19	1	8260B		5/8/2024	CJR	1
Bromoform	< 0.035	mg/kg	0.035	0.14	1	8260B		5/8/2024	CJR	1
tert-Butylbenzene	< 0.033	mg/kg	0.033	0.14	1	8260B		5/8/2024	CJR	1
sec-Butylbenzene	0.45	mg/kg	0.03	0.12	1	8260B		5/8/2024	CJR	1
n-Butylbenzene	0.82	mg/kg	0.029	0.12	1	8260B		5/8/2024	CJR	1
Carbon Tetrachloride	< 0.032	mg/kg	0.032	0.13	1	8260B		5/8/2024	CJR	1
Chlorobenzene	< 0.027	mg/kg	0.027	0.11	1	8260B		5/8/2024	CJR	1
Chloroethane	< 0.1	mg/kg	0.1	0.41	1	8260B		5/8/2024	CJR	1
Chloroform	< 0.032	mg/kg	0.032	0.13	1	8260B		5/8/2024	CJR	1
Chloromethane	< 0.064	mg/kg	0.064	0.26	1	8260B		5/8/2024	CJR	1
2-Chlorotoluene	< 0.034	mg/kg	0.034	0.14	1	8260B		5/8/2024	CJR	1
4-Chlorotoluene	< 0.031	mg/kg	0.031	0.13	1	8260B		5/8/2024	CJR	1
1,2-Dibromo-3-chloropropane	< 0.055	mg/kg	0.055	0.22	1	8260B		5/8/2024	CJR	1
Dibromochloromethane	< 0.038	mg/kg	0.038	0.16	1	8260B		5/8/2024	CJR	1
1,4-Dichlorobenzene	< 0.035	mg/kg	0.035	0.14	1	8260B		5/8/2024	CJR	1
1,3-Dichlorobenzene	< 0.036	mg/kg	0.036	0.15	1	8260B		5/8/2024	CJR	1
1,2-Dichlorobenzene	< 0.026	mg/kg	0.026	0.11	1	8260B		5/8/2024	CJR	1
Dichlorodifluoromethane	< 0.046	mg/kg	0.046	0.19	1	8260B		5/8/2024	CJR	1
1,2-Dichloroethane	< 0.042	mg/kg	0.042	0.17	1	8260B		5/8/2024	CJR	1
1,1-Dichloroethane	< 0.033	mg/kg	0.033	0.13	1	8260B		5/8/2024	CJR	1
1,1-Dichloroethene	< 0.049	mg/kg	0.049	0.2	1	8260B		5/8/2024	CJR	1
cis-1,2-Dichloroethene	< 0.027	mg/kg	0.027	0.11	1	8260B		5/8/2024	CJR	1
trans-1,2-Dichloroethene	< 0.03	mg/kg	0.03	0.12	1	8260B		5/8/2024	CJR	1
1,2-Dichloropropane	< 0.04	mg/kg	0.04	0.16	1	8260B		5/8/2024	CJR	1
1,3-Dichloropropane	< 0.031	mg/kg	0.031	0.13	1	8260B		5/8/2024	CJR	1
trans-1,3-Dichloropropene	< 0.027	mg/kg	0.027	0.11	1	8260B		5/8/2024	CJR	1
cis-1,3-Dichloropropene	< 0.035	mg/kg	0.035	0.14	1	8260B		5/8/2024	CJR	1
Di-isopropyl ether	< 0.028	mg/kg	0.028	0.11	1	8260B		5/8/2024	CJR	1
EDB (1,2-Dibromoethane)	< 0.025	mg/kg	0.025	0.1	1	8260B		5/8/2024	CJR	1
Ethylbenzene	1.74	mg/kg	0.023	0.096	1	8260B		5/8/2024	CJR	1
Hexachlorobutadiene	< 0.1	mg/kg	0.1	0.42	1	8260B		5/8/2024	CJR	1
Isopropylbenzene	2.12	mg/kg	0.035	0.14	1	8260B		5/8/2024	CJR	1
p-Isopropyltoluene	1.49	mg/kg	0.03	0.12	1	8260B		5/8/2024	CJR	1
Methylene chloride	< 0.1	mg/kg	0.1	0.42	1	8260B		5/8/2024	CJR	1
Methyl tert-butyl ether (MTBE)	< 0.036	mg/kg	0.036	0.15	1	8260B		5/8/2024	CJR	1
Naphthalene	1.05	mg/kg	0.12	0.38	1	8260B		5/8/2024	CJR	1
n-Propylbenzene	1.36	mg/kg	0.025	0.1	1	8260B		5/8/2024	CJR	1
1,1,2,2-Tetrachloroethane	< 0.03	mg/kg	0.03	0.12	1	8260B		5/8/2024	CJR	1
1,1,1,2-Tetrachloroethane	< 0.041	mg/kg	0.041	0.17	1	8260B		5/8/2024	CJR	1
Tetrachloroethene	< 0.039	mg/kg	0.039	0.16	1	8260B		5/8/2024	CJR	1
Toluene	< 0.031	mg/kg	0.031	0.13	1	8260B		5/8/2024	CJR	1
1,2,4-Trichlorobenzene	< 0.045	mg/kg	0.045	0.18	1	8260B		5/8/2024	CJR	1
1,2,3-Trichlorobenzene	< 0.18	mg/kg	0.18	0.56	1	8260B		5/8/2024	CJR	1
1,1,1-Trichloroethane	< 0.03	mg/kg	0.03	0.12	1	8260B		5/8/2024	CJR	1

Project Name COMPLETE RECYCLING SOLUTIONS **Invoice #** E43913
Project # 999-1009-001-001

Lab Code 5043913T
Sample ID GP24-9 (5-7)
Sample Matrix Soil
Sample Date 4/30/2024

	Result	Unit	LOD	LOQ	Dil	Method	Ext Date	Run Date	Analyst	Code
1,1,2-Trichloroethane	< 0.037	mg/kg	0.037	0.15	1	8260B		5/8/2024	CJR	1
Trichloroethene (TCE)	< 0.039	mg/kg	0.039	0.16	1	8260B		5/8/2024	CJR	1
Trichlorofluoromethane	< 0.066	mg/kg	0.066	0.27	1	8260B		5/8/2024	CJR	1
1,2,4-Trimethylbenzene	8.4	mg/kg	0.035	0.14	1	8260B		5/8/2024	CJR	1
1,3,5-Trimethylbenzene	2.17	mg/kg	0.031	0.13	1	8260B		5/8/2024	CJR	1
Vinyl Chloride	< 0.036	mg/kg	0.036	0.15	1	8260B		5/8/2024	CJR	1
m&p-Xylene	62	mg/kg	0.62	2.5	10	8260B		5/9/2024	CJR	1
o-Xylene	1.0	mg/kg	0.03	0.12	1	8260B		5/8/2024	CJR	1
SUR - Toluene-d8	100	Rec %			1	8260B		5/8/2024	CJR	1
SUR - 1,2-Dichloroethane-d4	87	Rec %			1	8260B		5/8/2024	CJR	1
SUR - 4-Bromofluorobenzene	105	Rec %			1	8260B		5/8/2024	CJR	1
SUR - Dibromofluoromethane	94	Rec %			1	8260B		5/8/2024	CJR	1

Project Name COMPLETE RECYCLING SOLUTIONS **Invoice #** E43913
Project # 999-1009-001-001

Lab Code 5043913U
Sample ID GP24-10 (1-3)
Sample Matrix Soil
Sample Date 4/30/2024

	Result	Unit	LOD	LOQ	Dil	Method	Ext Date	Run Date	Analyst	Code
General										
General										
Solids Percent	72.8	%			1	5021		5/3/2024	ZJW	1
Organic										
VOC's										
Benzene	< 0.125	mg/kg	0.125	0.5	5	8260B		5/9/2024	CJR	1
Bromobenzene	< 0.2	mg/kg	0.2	0.8	5	8260B		5/9/2024	CJR	1
Bromodichloromethane	< 0.23	mg/kg	0.23	0.95	5	8260B		5/9/2024	CJR	1
Bromoform	< 0.175	mg/kg	0.175	0.7	5	8260B		5/9/2024	CJR	1
tert-Butylbenzene	< 0.165	mg/kg	0.165	0.7	5	8260B		5/9/2024	CJR	1
sec-Butylbenzene	< 0.15	mg/kg	0.15	0.6	5	8260B		5/9/2024	CJR	1
n-Butylbenzene	< 0.145	mg/kg	0.145	0.6	5	8260B		5/9/2024	CJR	1
Carbon Tetrachloride	< 0.16	mg/kg	0.16	0.65	5	8260B		5/9/2024	CJR	1
Chlorobenzene	< 0.135	mg/kg	0.135	0.55	5	8260B		5/9/2024	CJR	1
Chloroethane	< 0.5	mg/kg	0.5	2.05	5	8260B		5/9/2024	CJR	1
Chloroform	< 0.16	mg/kg	0.16	0.65	5	8260B		5/9/2024	CJR	1
Chloromethane	< 0.32	mg/kg	0.32	1.3	5	8260B		5/9/2024	CJR	1
2-Chlorotoluene	< 0.17	mg/kg	0.17	0.7	5	8260B		5/9/2024	CJR	1
4-Chlorotoluene	< 0.155	mg/kg	0.155	0.65	5	8260B		5/9/2024	CJR	1
1,2-Dibromo-3-chloropropane	< 0.275	mg/kg	0.275	1.1	5	8260B		5/9/2024	CJR	1
Dibromochloromethane	< 0.19	mg/kg	0.19	0.8	5	8260B		5/9/2024	CJR	1
1,4-Dichlorobenzene	< 0.175	mg/kg	0.175	0.7	5	8260B		5/9/2024	CJR	1
1,3-Dichlorobenzene	< 0.18	mg/kg	0.18	0.75	5	8260B		5/9/2024	CJR	1
1,2-Dichlorobenzene	< 0.13	mg/kg	0.13	0.55	5	8260B		5/9/2024	CJR	1
Dichlorodifluoromethane	< 0.23	mg/kg	0.23	0.95	5	8260B		5/9/2024	CJR	1
1,2-Dichloroethane	< 0.21	mg/kg	0.21	0.85	5	8260B		5/9/2024	CJR	1
1,1-Dichloroethane	3.5	mg/kg	0.165	0.65	5	8260B		5/9/2024	CJR	1
1,1-Dichloroethene	0.267 "J"	mg/kg	0.245	1	5	8260B		5/9/2024	CJR	1
cis-1,2-Dichloroethene	1.41	mg/kg	0.135	0.55	5	8260B		5/9/2024	CJR	1
trans-1,2-Dichloroethene	< 0.15	mg/kg	0.15	0.6	5	8260B		5/9/2024	CJR	1
1,2-Dichloropropane	< 0.2	mg/kg	0.2	0.8	5	8260B		5/9/2024	CJR	1
1,3-Dichloropropane	< 0.155	mg/kg	0.155	0.65	5	8260B		5/9/2024	CJR	1
trans-1,3-Dichloropropene	< 0.135	mg/kg	0.135	0.55	5	8260B		5/9/2024	CJR	1
cis-1,3-Dichloropropene	< 0.175	mg/kg	0.175	0.7	5	8260B		5/9/2024	CJR	1
Di-isopropyl ether	< 0.14	mg/kg	0.14	0.55	5	8260B		5/9/2024	CJR	1
EDB (1,2-Dibromoethane)	< 0.125	mg/kg	0.125	0.5	5	8260B		5/9/2024	CJR	1
Ethylbenzene	0.196 "J"	mg/kg	0.115	0.48	5	8260B		5/9/2024	CJR	1
Hexachlorobutadiene	< 0.5	mg/kg	0.5	2.1	5	8260B		5/9/2024	CJR	1
Isopropylbenzene	< 0.175	mg/kg	0.175	0.7	5	8260B		5/9/2024	CJR	1
p-Isopropyltoluene	< 0.15	mg/kg	0.15	0.6	5	8260B		5/9/2024	CJR	1
Methylene chloride	< 0.5	mg/kg	0.5	2.1	5	8260B		5/9/2024	CJR	1
Methyl tert-butyl ether (MTBE)	< 0.18	mg/kg	0.18	0.75	5	8260B		5/9/2024	CJR	1
Naphthalene	< 0.6	mg/kg	0.6	1.9	5	8260B		5/9/2024	CJR	1
n-Propylbenzene	< 0.125	mg/kg	0.125	0.5	5	8260B		5/9/2024	CJR	1
1,1,2,2-Tetrachloroethane	< 0.15	mg/kg	0.15	0.6	5	8260B		5/9/2024	CJR	1
1,1,1,2-Tetrachloroethane	< 0.205	mg/kg	0.205	0.85	5	8260B		5/9/2024	CJR	1
Tetrachloroethene	28.7	mg/kg	0.195	0.8	5	8260B		5/9/2024	CJR	1
Toluene	0.35 "J"	mg/kg	0.155	0.65	5	8260B		5/9/2024	CJR	1
1,2,4-Trichlorobenzene	< 0.225	mg/kg	0.225	0.9	5	8260B		5/9/2024	CJR	1
1,2,3-Trichlorobenzene	< 0.9	mg/kg	0.9	2.8	5	8260B		5/9/2024	CJR	1
1,1,1-Trichloroethane	15	mg/kg	0.15	0.6	5	8260B		5/9/2024	CJR	1

Project Name COMPLETE RECYCLING SOLUTIONS **Invoice #** E43913
Project # 999-1009-001-001

Lab Code 5043913U
Sample ID GP24-10 (1-3)
Sample Matrix Soil
Sample Date 4/30/2024

	Result	Unit	LOD	LOQ	Dil	Method	Ext Date	Run Date	Analyst	Code
1,1,2-Trichloroethane	< 0.185	mg/kg	0.185	0.75	5	8260B		5/9/2024	CJR	1
Trichloroethene (TCE)	32	mg/kg	0.195	0.8	5	8260B		5/9/2024	CJR	1
Trichlorofluoromethane	< 0.33	mg/kg	0.33	1.35	5	8260B		5/9/2024	CJR	1
1,2,4-Trimethylbenzene	< 0.175	mg/kg	0.175	0.7	5	8260B		5/9/2024	CJR	1
1,3,5-Trimethylbenzene	< 0.155	mg/kg	0.155	0.65	5	8260B		5/9/2024	CJR	1
Vinyl Chloride	< 0.18	mg/kg	0.18	0.75	5	8260B		5/9/2024	CJR	1
m&p-Xylene	0.36 "J"	mg/kg	0.31	1.25	5	8260B		5/9/2024	CJR	1
o-Xylene	0.44 "J"	mg/kg	0.15	0.6	5	8260B		5/9/2024	CJR	1
SUR - 1,2-Dichloroethane-d4	94	Rec %			5	8260B		5/9/2024	CJR	1
SUR - 4-Bromofluorobenzene	102	Rec %			5	8260B		5/9/2024	CJR	1
SUR - Dibromofluoromethane	97	Rec %			5	8260B		5/9/2024	CJR	1
SUR - Toluene-d8	109	Rec %			5	8260B		5/9/2024	CJR	1

Project Name COMPLETE RECYCLING SOLUTIONS **Invoice #** E43913
Project # 999-1009-001-001

Lab Code 5043913V
Sample ID GP24-10 (5-7)
Sample Matrix Soil
Sample Date 4/30/2024

	Result	Unit	LOD	LOQ	Dil	Method	Ext Date	Run Date	Analyst	Code
General										
General										
Solids Percent	84.0	%			1	5021		5/3/2024	ZJW	1
Organic										
VOC's										
Benzene	< 0.025	mg/kg	0.025	0.1	1	8260B		5/7/2024	CJR	1
Bromobenzene	< 0.04	mg/kg	0.04	0.16	1	8260B		5/7/2024	CJR	1
Bromodichloromethane	< 0.046	mg/kg	0.046	0.19	1	8260B		5/7/2024	CJR	1
Bromoform	< 0.035	mg/kg	0.035	0.14	1	8260B		5/7/2024	CJR	1
tert-Butylbenzene	< 0.033	mg/kg	0.033	0.14	1	8260B		5/7/2024	CJR	1
sec-Butylbenzene	< 0.03	mg/kg	0.03	0.12	1	8260B		5/7/2024	CJR	1
n-Butylbenzene	< 0.029	mg/kg	0.029	0.12	1	8260B		5/7/2024	CJR	1
Carbon Tetrachloride	< 0.032	mg/kg	0.032	0.13	1	8260B		5/7/2024	CJR	1
Chlorobenzene	< 0.027	mg/kg	0.027	0.11	1	8260B		5/7/2024	CJR	1
Chloroethane	< 0.1	mg/kg	0.1	0.41	1	8260B		5/7/2024	CJR	1
Chloroform	< 0.032	mg/kg	0.032	0.13	1	8260B		5/7/2024	CJR	1
Chloromethane	< 0.064	mg/kg	0.064	0.26	1	8260B		5/7/2024	CJR	1
2-Chlorotoluene	< 0.034	mg/kg	0.034	0.14	1	8260B		5/7/2024	CJR	1
4-Chlorotoluene	< 0.031	mg/kg	0.031	0.13	1	8260B		5/7/2024	CJR	1
1,2-Dibromo-3-chloropropane	< 0.055	mg/kg	0.055	0.22	1	8260B		5/7/2024	CJR	1
Dibromochloromethane	< 0.038	mg/kg	0.038	0.16	1	8260B		5/7/2024	CJR	1
1,4-Dichlorobenzene	< 0.035	mg/kg	0.035	0.14	1	8260B		5/7/2024	CJR	1
1,3-Dichlorobenzene	< 0.036	mg/kg	0.036	0.15	1	8260B		5/7/2024	CJR	1
1,2-Dichlorobenzene	< 0.026	mg/kg	0.026	0.11	1	8260B		5/7/2024	CJR	1
Dichlorodifluoromethane	< 0.046	mg/kg	0.046	0.19	1	8260B		5/7/2024	CJR	1
1,2-Dichloroethane	< 0.042	mg/kg	0.042	0.17	1	8260B		5/7/2024	CJR	1
1,1-Dichloroethane	0.64	mg/kg	0.033	0.13	1	8260B		5/7/2024	CJR	1
1,1-Dichloroethene	< 0.049	mg/kg	0.049	0.2	1	8260B		5/7/2024	CJR	1
cis-1,2-Dichloroethene	6.0	mg/kg	0.027	0.11	1	8260B		5/7/2024	CJR	1
trans-1,2-Dichloroethene	0.292	mg/kg	0.03	0.12	1	8260B		5/7/2024	CJR	1
1,2-Dichloropropane	< 0.04	mg/kg	0.04	0.16	1	8260B		5/7/2024	CJR	1
1,3-Dichloropropane	< 0.031	mg/kg	0.031	0.13	1	8260B		5/7/2024	CJR	1
trans-1,3-Dichloropropene	< 0.027	mg/kg	0.027	0.11	1	8260B		5/7/2024	CJR	1
cis-1,3-Dichloropropene	< 0.035	mg/kg	0.035	0.14	1	8260B		5/7/2024	CJR	1
Di-isopropyl ether	< 0.028	mg/kg	0.028	0.11	1	8260B		5/7/2024	CJR	1
EDB (1,2-Dibromoethane)	< 0.025	mg/kg	0.025	0.1	1	8260B		5/7/2024	CJR	1
Ethylbenzene	< 0.023	mg/kg	0.023	0.096	1	8260B		5/7/2024	CJR	1
Hexachlorobutadiene	< 0.1	mg/kg	0.1	0.42	1	8260B		5/7/2024	CJR	1
Isopropylbenzene	< 0.035	mg/kg	0.035	0.14	1	8260B		5/7/2024	CJR	1
p-Isopropyltoluene	< 0.03	mg/kg	0.03	0.12	1	8260B		5/7/2024	CJR	1
Methylene chloride	< 0.1	mg/kg	0.1	0.42	1	8260B		5/7/2024	CJR	1
Methyl tert-butyl ether (MTBE)	< 0.036	mg/kg	0.036	0.15	1	8260B		5/7/2024	CJR	1
Naphthalene	< 0.12	mg/kg	0.12	0.38	1	8260B		5/7/2024	CJR	1
n-Propylbenzene	< 0.025	mg/kg	0.025	0.1	1	8260B		5/7/2024	CJR	1
1,1,2,2-Tetrachloroethane	< 0.03	mg/kg	0.03	0.12	1	8260B		5/7/2024	CJR	1
1,1,1,2-Tetrachloroethane	< 0.041	mg/kg	0.041	0.17	1	8260B		5/7/2024	CJR	1
Tetrachloroethene	1.56	mg/kg	0.039	0.16	1	8260B		5/7/2024	CJR	1
Toluene	< 0.031	mg/kg	0.031	0.13	1	8260B		5/7/2024	CJR	1
1,2,4-Trichlorobenzene	< 0.045	mg/kg	0.045	0.18	1	8260B		5/7/2024	CJR	1
1,2,3-Trichlorobenzene	< 0.18	mg/kg	0.18	0.56	1	8260B		5/7/2024	CJR	1
1,1,1-Trichloroethane	2.76	mg/kg	0.03	0.12	1	8260B		5/7/2024	CJR	1

Project Name COMPLETE RECYCLING SOLUTIONS **Invoice #** E43913
Project # 999-1009-001-001

Lab Code 5043913V
Sample ID GP24-10 (5-7)
Sample Matrix Soil
Sample Date 4/30/2024

	Result	Unit	LOD	LOQ	Dil	Method	Ext Date	Run Date	Analyst	Code
1,1,2-Trichloroethane	< 0.037	mg/kg	0.037	0.15	1	8260B		5/7/2024	CJR	1
Trichloroethene (TCE)	0.268	mg/kg	0.039	0.16	1	8260B		5/7/2024	CJR	1
Trichlorofluoromethane	< 0.066	mg/kg	0.066	0.27	1	8260B		5/7/2024	CJR	1
1,2,4-Trimethylbenzene	< 0.035	mg/kg	0.035	0.14	1	8260B		5/7/2024	CJR	1
1,3,5-Trimethylbenzene	< 0.031	mg/kg	0.031	0.13	1	8260B		5/7/2024	CJR	1
Vinyl Chloride	0.161	mg/kg	0.036	0.15	1	8260B		5/7/2024	CJR	1
m&p-Xylene	< 0.062	mg/kg	0.062	0.25	1	8260B		5/7/2024	CJR	1
o-Xylene	< 0.03	mg/kg	0.03	0.12	1	8260B		5/7/2024	CJR	1
SUR - 1,2-Dichloroethane-d4	92	Rec %			1	8260B		5/7/2024	CJR	1
SUR - 4-Bromofluorobenzene	106	Rec %			1	8260B		5/7/2024	CJR	1
SUR - Dibromofluoromethane	100	Rec %			1	8260B		5/7/2024	CJR	1
SUR - Toluene-d8	105	Rec %			1	8260B		5/7/2024	CJR	1

Project Name COMPLETE RECYCLING SOLUTIONS **Invoice #** E43913
Project # 999-1009-001-001

Lab Code 5043913W
Sample ID GP24-11 (1-3)
Sample Matrix Soil
Sample Date 4/30/2024

	Result	Unit	LOD	LOQ	Dil	Method	Ext Date	Run Date	Analyst	Code
General										
General										
Solids Percent	73.2	%			1	5021		5/3/2024	ZJW	1
Organic										
VOC's										
Benzene	< 0.025	mg/kg	0.025	0.1	1	8260B		5/8/2024	CJR	1
Bromobenzene	< 0.04	mg/kg	0.04	0.16	1	8260B		5/8/2024	CJR	1
Bromodichloromethane	< 0.046	mg/kg	0.046	0.19	1	8260B		5/8/2024	CJR	1
Bromoform	< 0.035	mg/kg	0.035	0.14	1	8260B		5/8/2024	CJR	1
tert-Butylbenzene	< 0.033	mg/kg	0.033	0.14	1	8260B		5/8/2024	CJR	1
sec-Butylbenzene	< 0.03	mg/kg	0.03	0.12	1	8260B		5/8/2024	CJR	1
n-Butylbenzene	< 0.029	mg/kg	0.029	0.12	1	8260B		5/8/2024	CJR	1
Carbon Tetrachloride	< 0.032	mg/kg	0.032	0.13	1	8260B		5/8/2024	CJR	1
Chlorobenzene	< 0.027	mg/kg	0.027	0.11	1	8260B		5/8/2024	CJR	1
Chloroethane	< 0.1	mg/kg	0.1	0.41	1	8260B		5/8/2024	CJR	1
Chloroform	< 0.032	mg/kg	0.032	0.13	1	8260B		5/8/2024	CJR	1
Chloromethane	< 0.064	mg/kg	0.064	0.26	1	8260B		5/8/2024	CJR	1
2-Chlorotoluene	< 0.034	mg/kg	0.034	0.14	1	8260B		5/8/2024	CJR	1
4-Chlorotoluene	< 0.031	mg/kg	0.031	0.13	1	8260B		5/8/2024	CJR	1
1,2-Dibromo-3-chloropropane	< 0.055	mg/kg	0.055	0.22	1	8260B		5/8/2024	CJR	1
Dibromochloromethane	< 0.038	mg/kg	0.038	0.16	1	8260B		5/8/2024	CJR	1
1,4-Dichlorobenzene	< 0.035	mg/kg	0.035	0.14	1	8260B		5/8/2024	CJR	1
1,3-Dichlorobenzene	< 0.036	mg/kg	0.036	0.15	1	8260B		5/8/2024	CJR	1
1,2-Dichlorobenzene	< 0.026	mg/kg	0.026	0.11	1	8260B		5/8/2024	CJR	1
Dichlorodifluoromethane	< 0.046	mg/kg	0.046	0.19	1	8260B		5/8/2024	CJR	1
1,2-Dichloroethane	< 0.042	mg/kg	0.042	0.17	1	8260B		5/8/2024	CJR	1
1,1-Dichloroethane	0.088 "J"	mg/kg	0.033	0.13	1	8260B		5/8/2024	CJR	1
1,1-Dichloroethene	< 0.049	mg/kg	0.049	0.2	1	8260B		5/8/2024	CJR	1
cis-1,2-Dichloroethene	0.129	mg/kg	0.027	0.11	1	8260B		5/8/2024	CJR	1
trans-1,2-Dichloroethene	< 0.03	mg/kg	0.03	0.12	1	8260B		5/8/2024	CJR	1
1,2-Dichloropropane	< 0.04	mg/kg	0.04	0.16	1	8260B		5/8/2024	CJR	1
1,3-Dichloropropane	< 0.031	mg/kg	0.031	0.13	1	8260B		5/8/2024	CJR	1
trans-1,3-Dichloropropene	< 0.027	mg/kg	0.027	0.11	1	8260B		5/8/2024	CJR	1
cis-1,3-Dichloropropene	< 0.035	mg/kg	0.035	0.14	1	8260B		5/8/2024	CJR	1
Di-isopropyl ether	< 0.028	mg/kg	0.028	0.11	1	8260B		5/8/2024	CJR	1
EDB (1,2-Dibromoethane)	< 0.025	mg/kg	0.025	0.1	1	8260B		5/8/2024	CJR	1
Ethylbenzene	< 0.023	mg/kg	0.023	0.096	1	8260B		5/8/2024	CJR	1
Hexachlorobutadiene	< 0.1	mg/kg	0.1	0.42	1	8260B		5/8/2024	CJR	1
Isopropylbenzene	< 0.035	mg/kg	0.035	0.14	1	8260B		5/8/2024	CJR	1
p-Isopropyltoluene	< 0.03	mg/kg	0.03	0.12	1	8260B		5/8/2024	CJR	1
Methylene chloride	< 0.1	mg/kg	0.1	0.42	1	8260B		5/8/2024	CJR	1
Methyl tert-butyl ether (MTBE)	< 0.036	mg/kg	0.036	0.15	1	8260B		5/8/2024	CJR	1
Naphthalene	< 0.12	mg/kg	0.12	0.38	1	8260B		5/8/2024	CJR	1
n-Propylbenzene	< 0.025	mg/kg	0.025	0.1	1	8260B		5/8/2024	CJR	1
1,1,2,2-Tetrachloroethane	< 0.03	mg/kg	0.03	0.12	1	8260B		5/8/2024	CJR	1
1,1,1,2-Tetrachloroethane	< 0.041	mg/kg	0.041	0.17	1	8260B		5/8/2024	CJR	1
Tetrachloroethene	2.17	mg/kg	0.039	0.16	1	8260B		5/8/2024	CJR	1
Toluene	< 0.031	mg/kg	0.031	0.13	1	8260B		5/8/2024	CJR	1
1,2,4-Trichlorobenzene	< 0.045	mg/kg	0.045	0.18	1	8260B		5/8/2024	CJR	1
1,2,3-Trichlorobenzene	< 0.18	mg/kg	0.18	0.56	1	8260B		5/8/2024	CJR	1
1,1,1-Trichloroethane	0.49	mg/kg	0.03	0.12	1	8260B		5/8/2024	CJR	1

Project Name COMPLETE RECYCLING SOLUTIONS **Invoice #** E43913
Project # 999-1009-001-001

Lab Code 5043913W
Sample ID GP24-11 (1-3)
Sample Matrix Soil
Sample Date 4/30/2024

	Result	Unit	LOD	LOQ	Dil	Method	Ext Date	Run Date	Analyst	Code
1,1,2-Trichloroethane	< 0.037	mg/kg	0.037	0.15	1	8260B		5/8/2024	CJR	1
Trichloroethene (TCE)	5.4	mg/kg	0.039	0.16	1	8260B		5/8/2024	CJR	1
Trichlorofluoromethane	< 0.066	mg/kg	0.066	0.27	1	8260B		5/8/2024	CJR	1
1,2,4-Trimethylbenzene	0.036 "J"	mg/kg	0.035	0.14	1	8260B		5/8/2024	CJR	1
1,3,5-Trimethylbenzene	< 0.031	mg/kg	0.031	0.13	1	8260B		5/8/2024	CJR	1
Vinyl Chloride	< 0.036	mg/kg	0.036	0.15	1	8260B		5/8/2024	CJR	1
m&p-Xylene	< 0.062	mg/kg	0.062	0.25	1	8260B		5/8/2024	CJR	1
o-Xylene	0.035 "J"	mg/kg	0.03	0.12	1	8260B		5/8/2024	CJR	1
SUR - 1,2-Dichloroethane-d4	92	Rec %			1	8260B		5/8/2024	CJR	1
SUR - 4-Bromofluorobenzene	104	Rec %			1	8260B		5/8/2024	CJR	1
SUR - Dibromofluoromethane	92	Rec %			1	8260B		5/8/2024	CJR	1
SUR - Toluene-d8	103	Rec %			1	8260B		5/8/2024	CJR	1

Project Name COMPLETE RECYCLING SOLUTIONS **Invoice #** E43913
Project # 999-1009-001-001

Lab Code 5043913X
Sample ID GP24-11 (5-7)
Sample Matrix Soil
Sample Date 4/30/2024

	Result	Unit	LOD	LOQ	Dil	Method	Ext Date	Run Date	Analyst	Code
General										
General										
Solids Percent	82.9	%			1	5021		5/3/2024	ZJW	1
Organic										
VOC's										
Benzene	< 0.025	mg/kg	0.025	0.1	1	8260B		5/8/2024	CJR	1
Bromobenzene	< 0.04	mg/kg	0.04	0.16	1	8260B		5/8/2024	CJR	1
Bromodichloromethane	< 0.046	mg/kg	0.046	0.19	1	8260B		5/8/2024	CJR	1
Bromoform	< 0.035	mg/kg	0.035	0.14	1	8260B		5/8/2024	CJR	1
tert-Butylbenzene	0.142	mg/kg	0.033	0.14	1	8260B		5/8/2024	CJR	1
sec-Butylbenzene	2.57	mg/kg	0.03	0.12	1	8260B		5/8/2024	CJR	1
n-Butylbenzene	5.5	mg/kg	0.029	0.12	1	8260B		5/8/2024	CJR	1
Carbon Tetrachloride	< 0.032	mg/kg	0.032	0.13	1	8260B		5/8/2024	CJR	1
Chlorobenzene	< 0.027	mg/kg	0.027	0.11	1	8260B		5/8/2024	CJR	1
Chloroethane	< 0.1	mg/kg	0.1	0.41	1	8260B		5/8/2024	CJR	1
Chloroform	< 0.032	mg/kg	0.032	0.13	1	8260B		5/8/2024	CJR	1
Chloromethane	< 0.064	mg/kg	0.064	0.26	1	8260B		5/8/2024	CJR	1
2-Chlorotoluene	< 0.034	mg/kg	0.034	0.14	1	8260B		5/8/2024	CJR	1
4-Chlorotoluene	< 0.031	mg/kg	0.031	0.13	1	8260B		5/8/2024	CJR	1
1,2-Dibromo-3-chloropropane	< 0.055	mg/kg	0.055	0.22	1	8260B		5/8/2024	CJR	1
Dibromochloromethane	< 0.038	mg/kg	0.038	0.16	1	8260B		5/8/2024	CJR	1
1,4-Dichlorobenzene	< 0.035	mg/kg	0.035	0.14	1	8260B		5/8/2024	CJR	1
1,3-Dichlorobenzene	< 0.036	mg/kg	0.036	0.15	1	8260B		5/8/2024	CJR	1
1,2-Dichlorobenzene	< 0.026	mg/kg	0.026	0.11	1	8260B		5/8/2024	CJR	1
Dichlorodifluoromethane	< 0.046	mg/kg	0.046	0.19	1	8260B		5/8/2024	CJR	1
1,2-Dichloroethane	< 0.042	mg/kg	0.042	0.17	1	8260B		5/8/2024	CJR	1
1,1-Dichloroethane	0.292	mg/kg	0.033	0.13	1	8260B		5/8/2024	CJR	1
1,1-Dichloroethene	0.103 "J"	mg/kg	0.049	0.2	1	8260B		5/8/2024	CJR	1
cis-1,2-Dichloroethene	0.47	mg/kg	0.027	0.11	1	8260B		5/8/2024	CJR	1
trans-1,2-Dichloroethene	< 0.03	mg/kg	0.03	0.12	1	8260B		5/8/2024	CJR	1
1,2-Dichloropropane	< 0.04	mg/kg	0.04	0.16	1	8260B		5/8/2024	CJR	1
1,3-Dichloropropane	< 0.031	mg/kg	0.031	0.13	1	8260B		5/8/2024	CJR	1
trans-1,3-Dichloropropene	< 0.027	mg/kg	0.027	0.11	1	8260B		5/8/2024	CJR	1
cis-1,3-Dichloropropene	< 0.035	mg/kg	0.035	0.14	1	8260B		5/8/2024	CJR	1
Di-isopropyl ether	< 0.028	mg/kg	0.028	0.11	1	8260B		5/8/2024	CJR	1
EDB (1,2-Dibromoethane)	< 0.025	mg/kg	0.025	0.1	1	8260B		5/8/2024	CJR	1
Ethylbenzene	9.4	mg/kg	0.023	0.096	1	8260B		5/8/2024	CJR	1
Hexachlorobutadiene	< 0.1	mg/kg	0.1	0.42	1	8260B		5/8/2024	CJR	1
Isopropylbenzene	1.61	mg/kg	0.035	0.14	1	8260B		5/8/2024	CJR	1
p-Isopropyltoluene	5.5	mg/kg	0.03	0.12	1	8260B		5/8/2024	CJR	1
Methylene chloride	< 0.1	mg/kg	0.1	0.42	1	8260B		5/8/2024	CJR	1
Methyl tert-butyl ether (MTBE)	< 0.036	mg/kg	0.036	0.15	1	8260B		5/8/2024	CJR	1
Naphthalene	1.91	mg/kg	0.12	0.38	1	8260B		5/8/2024	CJR	1
n-Propylbenzene	3.0	mg/kg	0.025	0.1	1	8260B		5/8/2024	CJR	1
1,1,2,2-Tetrachloroethane	< 0.03	mg/kg	0.03	0.12	1	8260B		5/8/2024	CJR	1
1,1,1,2-Tetrachloroethane	< 0.041	mg/kg	0.041	0.17	1	8260B		5/8/2024	CJR	1
Tetrachloroethene	0.106 "J"	mg/kg	0.039	0.16	1	8260B		5/8/2024	CJR	1
Toluene	3.9	mg/kg	0.031	0.13	1	8260B		5/8/2024	CJR	1
1,2,4-Trichlorobenzene	< 0.045	mg/kg	0.045	0.18	1	8260B		5/8/2024	CJR	1
1,2,3-Trichlorobenzene	< 0.18	mg/kg	0.18	0.56	1	8260B		5/8/2024	CJR	1
1,1,1-Trichloroethane	5.0	mg/kg	0.03	0.12	1	8260B		5/8/2024	CJR	1

Project Name COMPLETE RECYCLING SOLUTIONS **Invoice #** E43913
Project # 999-1009-001-001

Lab Code 5043913X
Sample ID GP24-11 (5-7)
Sample Matrix Soil
Sample Date 4/30/2024

	Result	Unit	LOD	LOQ	Dil	Method	Ext Date	Run Date	Analyst	Code
1,1,2-Trichloroethane	< 0.037	mg/kg	0.037	0.15	1	8260B		5/8/2024	CJR	1
Trichloroethene (TCE)	0.053 "J"	mg/kg	0.039	0.16	1	8260B		5/8/2024	CJR	1
Trichlorofluoromethane	< 0.066	mg/kg	0.066	0.27	1	8260B		5/8/2024	CJR	1
1,2,4-Trimethylbenzene	27.5	mg/kg	0.35	1.4	10	8260B		5/9/2024	CJR	1
1,3,5-Trimethylbenzene	10.7	mg/kg	0.031	0.13	1	8260B		5/8/2024	CJR	1
Vinyl Chloride	0.315	mg/kg	0.036	0.15	1	8260B		5/8/2024	CJR	1
m&p-Xylene	39	mg/kg	0.62	2.5	10	8260B		5/9/2024	CJR	1
o-Xylene	16.9	mg/kg	0.3	1.2	10	8260B		5/9/2024	CJR	1
SUR - Toluene-d8	94	Rec %			1	8260B		5/8/2024	CJR	1
SUR - Dibromofluoromethane	87	Rec %			1	8260B		5/8/2024	CJR	1
SUR - 4-Bromofluorobenzene	108	Rec %			1	8260B		5/8/2024	CJR	1
SUR - 1,2-Dichloroethane-d4	92	Rec %			1	8260B		5/8/2024	CJR	1

Project Name COMPLETE RECYCLING SOLUTIONS **Invoice #** E43913
Project # 999-1009-001-001

Lab Code 5043913Y
Sample ID GP24-11 (15-17)
Sample Matrix Soil
Sample Date 4/30/2024

	Result	Unit	LOD	LOQ	Dil	Method	Ext Date	Run Date	Analyst	Code
General										
General										
Solids Percent	86.6	%			1	5021		5/3/2024	ZJW	1
Organic										
VOC's										
Benzene	< 0.25	mg/kg	0.25	1	10	8260B		5/9/2024	CJR	1
Bromobenzene	< 0.4	mg/kg	0.4	1.6	10	8260B		5/9/2024	CJR	1
Bromodichloromethane	< 0.46	mg/kg	0.46	1.9	10	8260B		5/9/2024	CJR	1
Bromoform	< 0.35	mg/kg	0.35	1.4	10	8260B		5/9/2024	CJR	1
tert-Butylbenzene	< 0.33	mg/kg	0.33	1.4	10	8260B		5/9/2024	CJR	1
sec-Butylbenzene	< 0.3	mg/kg	0.3	1.2	10	8260B		5/9/2024	CJR	1
n-Butylbenzene	< 0.29	mg/kg	0.29	1.2	10	8260B		5/9/2024	CJR	1
Carbon Tetrachloride	< 0.32	mg/kg	0.32	1.3	10	8260B		5/9/2024	CJR	1
Chlorobenzene	< 0.27	mg/kg	0.27	1.1	10	8260B		5/9/2024	CJR	1
Chloroethane	< 1	mg/kg	1	4.1	10	8260B		5/9/2024	CJR	1
Chloroform	< 0.32	mg/kg	0.32	1.3	10	8260B		5/9/2024	CJR	1
Chloromethane	< 0.64	mg/kg	0.64	2.6	10	8260B		5/9/2024	CJR	1
2-Chlorotoluene	< 0.34	mg/kg	0.34	1.4	10	8260B		5/9/2024	CJR	1
4-Chlorotoluene	< 0.31	mg/kg	0.31	1.3	10	8260B		5/9/2024	CJR	1
1,2-Dibromo-3-chloropropane	< 0.55	mg/kg	0.55	2.2	10	8260B		5/9/2024	CJR	1
Dibromochloromethane	< 0.38	mg/kg	0.38	1.6	10	8260B		5/9/2024	CJR	1
1,4-Dichlorobenzene	< 0.35	mg/kg	0.35	1.4	10	8260B		5/9/2024	CJR	1
1,3-Dichlorobenzene	< 0.36	mg/kg	0.36	1.5	10	8260B		5/9/2024	CJR	1
1,2-Dichlorobenzene	< 0.26	mg/kg	0.26	1.1	10	8260B		5/9/2024	CJR	1
Dichlorodifluoromethane	< 0.46	mg/kg	0.46	1.9	10	8260B		5/9/2024	CJR	1
1,2-Dichloroethane	< 0.42	mg/kg	0.42	1.7	10	8260B		5/9/2024	CJR	1
1,1-Dichloroethane	7.4	mg/kg	0.33	1.3	10	8260B		5/9/2024	CJR	1
1,1-Dichloroethene	0.61 "J"	mg/kg	0.49	2	10	8260B		5/9/2024	CJR	1
cis-1,2-Dichloroethene	58	mg/kg	0.27	1.1	10	8260B		5/9/2024	CJR	1
trans-1,2-Dichloroethene	2.09	mg/kg	0.3	1.2	10	8260B		5/9/2024	CJR	1
1,2-Dichloropropane	< 0.4	mg/kg	0.4	1.6	10	8260B		5/9/2024	CJR	1
1,3-Dichloropropane	< 0.31	mg/kg	0.31	1.3	10	8260B		5/9/2024	CJR	1
trans-1,3-Dichloropropene	< 0.27	mg/kg	0.27	1.1	10	8260B		5/9/2024	CJR	1
cis-1,3-Dichloropropene	< 0.35	mg/kg	0.35	1.4	10	8260B		5/9/2024	CJR	1
Di-isopropyl ether	< 0.28	mg/kg	0.28	1.1	10	8260B		5/9/2024	CJR	1
EDB (1,2-Dibromoethane)	< 0.25	mg/kg	0.25	1	10	8260B		5/9/2024	CJR	1
Ethylbenzene	18.9	mg/kg	0.23	0.96	10	8260B		5/9/2024	CJR	1
Hexachlorobutadiene	< 1	mg/kg	1	4.2	10	8260B		5/9/2024	CJR	1
Isopropylbenzene	0.68 "J"	mg/kg	0.35	1.4	10	8260B		5/9/2024	CJR	1
p-Isopropyltoluene	< 0.3	mg/kg	0.3	1.2	10	8260B		5/9/2024	CJR	1
Methylene chloride	< 1	mg/kg	1	4.2	10	8260B		5/9/2024	CJR	1
Methyl tert-butyl ether (MTBE)	< 0.36	mg/kg	0.36	1.5	10	8260B		5/9/2024	CJR	1
Naphthalene	1.49 "J"	mg/kg	1.2	3.8	10	8260B		5/9/2024	CJR	1
n-Propylbenzene	1.11	mg/kg	0.25	1	10	8260B		5/9/2024	CJR	1
1,1,2,2-Tetrachloroethane	< 0.3	mg/kg	0.3	1.2	10	8260B		5/9/2024	CJR	1
1,1,1,2-Tetrachloroethane	< 0.41	mg/kg	0.41	1.7	10	8260B		5/9/2024	CJR	1
Tetrachloroethene	0.87 "J"	mg/kg	0.39	1.6	10	8260B		5/9/2024	CJR	1
Toluene	18.5	mg/kg	0.31	1.3	10	8260B		5/9/2024	CJR	1
1,2,4-Trichlorobenzene	< 0.45	mg/kg	0.45	1.8	10	8260B		5/9/2024	CJR	1
1,2,3-Trichlorobenzene	< 1.8	mg/kg	1.8	5.6	10	8260B		5/9/2024	CJR	1
1,1,1-Trichloroethane	44	mg/kg	0.3	1.2	10	8260B		5/9/2024	CJR	1

Project Name COMPLETE RECYCLING SOLUTIONS **Invoice #** E43913
Project # 999-1009-001-001

Lab Code 5043913Y
Sample ID GP24-11 (15-17)
Sample Matrix Soil
Sample Date 4/30/2024

	Result	Unit	LOD	LOQ	Dil	Method	Ext Date	Run Date	Analyst	Code
1,1,2-Trichloroethane	< 0.37	mg/kg	0.37	1.5	10	8260B		5/9/2024	CJR	1
Trichloroethene (TCE)	< 0.39	mg/kg	0.39	1.6	10	8260B		5/9/2024	CJR	1
Trichlorofluoromethane	< 0.66	mg/kg	0.66	2.7	10	8260B		5/9/2024	CJR	1
1,2,4-Trimethylbenzene	7.6	mg/kg	0.35	1.4	10	8260B		5/9/2024	CJR	1
1,3,5-Trimethylbenzene	2.06	mg/kg	0.31	1.3	10	8260B		5/9/2024	CJR	1
Vinyl Chloride	1.0 "J"	mg/kg	0.36	1.5	10	8260B		5/9/2024	CJR	1
m&p-Xylene	58	mg/kg	0.62	2.5	10	8260B		5/9/2024	CJR	1
o-Xylene	21.2	mg/kg	0.3	1.2	10	8260B		5/9/2024	CJR	1
SUR - Dibromofluoromethane	94	Rec %			10	8260B		5/9/2024	CJR	1
SUR - Toluene-d8	102	Rec %			10	8260B		5/9/2024	CJR	1
SUR - 1,2-Dichloroethane-d4	108	Rec %			10	8260B		5/9/2024	CJR	1
SUR - 4-Bromofluorobenzene	110	Rec %			10	8260B		5/9/2024	CJR	1

Project Name COMPLETE RECYCLING SOLUTIONS **Invoice #** E43913
Project # 999-1009-001-001

Lab Code 5043913Z
Sample ID GP24-12 (1-3)
Sample Matrix Soil
Sample Date 4/30/2024

	Result	Unit	LOD	LOQ	Dil	Method	Ext Date	Run Date	Analyst	Code
General										
General										
Solids Percent	77.7	%			1	5021		5/3/2024	ZJW	1
Organic										
VOC's										
Benzene	< 0.025	mg/kg	0.025	0.1	1	8260B		5/8/2024	CJR	1
Bromobenzene	< 0.04	mg/kg	0.04	0.16	1	8260B		5/8/2024	CJR	1
Bromodichloromethane	< 0.046	mg/kg	0.046	0.19	1	8260B		5/8/2024	CJR	1
Bromoform	< 0.035	mg/kg	0.035	0.14	1	8260B		5/8/2024	CJR	1
tert-Butylbenzene	< 0.033	mg/kg	0.033	0.14	1	8260B		5/8/2024	CJR	1
sec-Butylbenzene	< 0.03	mg/kg	0.03	0.12	1	8260B		5/8/2024	CJR	1
n-Butylbenzene	< 0.029	mg/kg	0.029	0.12	1	8260B		5/8/2024	CJR	1
Carbon Tetrachloride	< 0.032	mg/kg	0.032	0.13	1	8260B		5/8/2024	CJR	1
Chlorobenzene	< 0.027	mg/kg	0.027	0.11	1	8260B		5/8/2024	CJR	1
Chloroethane	< 0.1	mg/kg	0.1	0.41	1	8260B		5/8/2024	CJR	1
Chloroform	< 0.032	mg/kg	0.032	0.13	1	8260B		5/8/2024	CJR	1
Chloromethane	< 0.064	mg/kg	0.064	0.26	1	8260B		5/8/2024	CJR	1
2-Chlorotoluene	< 0.034	mg/kg	0.034	0.14	1	8260B		5/8/2024	CJR	1
4-Chlorotoluene	< 0.031	mg/kg	0.031	0.13	1	8260B		5/8/2024	CJR	1
1,2-Dibromo-3-chloropropane	< 0.055	mg/kg	0.055	0.22	1	8260B		5/8/2024	CJR	1
Dibromochloromethane	< 0.038	mg/kg	0.038	0.16	1	8260B		5/8/2024	CJR	1
1,4-Dichlorobenzene	< 0.035	mg/kg	0.035	0.14	1	8260B		5/8/2024	CJR	1
1,3-Dichlorobenzene	< 0.036	mg/kg	0.036	0.15	1	8260B		5/8/2024	CJR	1
1,2-Dichlorobenzene	< 0.026	mg/kg	0.026	0.11	1	8260B		5/8/2024	CJR	1
Dichlorodifluoromethane	< 0.046	mg/kg	0.046	0.19	1	8260B		5/8/2024	CJR	1
1,2-Dichloroethane	< 0.042	mg/kg	0.042	0.17	1	8260B		5/8/2024	CJR	1
1,1-Dichloroethane	< 0.033	mg/kg	0.033	0.13	1	8260B		5/8/2024	CJR	1
1,1-Dichloroethene	< 0.049	mg/kg	0.049	0.2	1	8260B		5/8/2024	CJR	1
cis-1,2-Dichloroethene	< 0.027	mg/kg	0.027	0.11	1	8260B		5/8/2024	CJR	1
trans-1,2-Dichloroethene	< 0.03	mg/kg	0.03	0.12	1	8260B		5/8/2024	CJR	1
1,2-Dichloropropane	< 0.04	mg/kg	0.04	0.16	1	8260B		5/8/2024	CJR	1
1,3-Dichloropropane	< 0.031	mg/kg	0.031	0.13	1	8260B		5/8/2024	CJR	1
trans-1,3-Dichloropropene	< 0.027	mg/kg	0.027	0.11	1	8260B		5/8/2024	CJR	1
cis-1,3-Dichloropropene	< 0.035	mg/kg	0.035	0.14	1	8260B		5/8/2024	CJR	1
Di-isopropyl ether	< 0.028	mg/kg	0.028	0.11	1	8260B		5/8/2024	CJR	1
EDB (1,2-Dibromoethane)	< 0.025	mg/kg	0.025	0.1	1	8260B		5/8/2024	CJR	1
Ethylbenzene	< 0.023	mg/kg	0.023	0.096	1	8260B		5/8/2024	CJR	1
Hexachlorobutadiene	< 0.1	mg/kg	0.1	0.42	1	8260B		5/8/2024	CJR	1
Isopropylbenzene	< 0.035	mg/kg	0.035	0.14	1	8260B		5/8/2024	CJR	1
p-Isopropyltoluene	< 0.03	mg/kg	0.03	0.12	1	8260B		5/8/2024	CJR	1
Methylene chloride	< 0.1	mg/kg	0.1	0.42	1	8260B		5/8/2024	CJR	1
Methyl tert-butyl ether (MTBE)	< 0.036	mg/kg	0.036	0.15	1	8260B		5/8/2024	CJR	1
Naphthalene	< 0.12	mg/kg	0.12	0.38	1	8260B		5/8/2024	CJR	1
n-Propylbenzene	< 0.025	mg/kg	0.025	0.1	1	8260B		5/8/2024	CJR	1
1,1,2,2-Tetrachloroethane	< 0.03	mg/kg	0.03	0.12	1	8260B		5/8/2024	CJR	1
1,1,1,2-Tetrachloroethane	< 0.041	mg/kg	0.041	0.17	1	8260B		5/8/2024	CJR	1
Tetrachloroethene	< 0.039	mg/kg	0.039	0.16	1	8260B		5/8/2024	CJR	1
Toluene	< 0.031	mg/kg	0.031	0.13	1	8260B		5/8/2024	CJR	1
1,2,4-Trichlorobenzene	< 0.045	mg/kg	0.045	0.18	1	8260B		5/8/2024	CJR	1
1,2,3-Trichlorobenzene	< 0.18	mg/kg	0.18	0.56	1	8260B		5/8/2024	CJR	1
1,1,1-Trichloroethane	< 0.03	mg/kg	0.03	0.12	1	8260B		5/8/2024	CJR	1

Project Name COMPLETE RECYCLING SOLUTIONS **Invoice #** E43913
Project # 999-1009-001-001

Lab Code 5043913Z
Sample ID GP24-12 (1-3)
Sample Matrix Soil
Sample Date 4/30/2024

	Result	Unit	LOD	LOQ	Dil	Method	Ext Date	Run Date	Analyst	Code
1,1,2-Trichloroethane	< 0.037	mg/kg	0.037	0.15	1	8260B		5/8/2024	CJR	1
Trichloroethene (TCE)	0.081 "J"	mg/kg	0.039	0.16	1	8260B		5/8/2024	CJR	1
Trichlorofluoromethane	< 0.066	mg/kg	0.066	0.27	1	8260B		5/8/2024	CJR	1
1,2,4-Trimethylbenzene	< 0.035	mg/kg	0.035	0.14	1	8260B		5/8/2024	CJR	1
1,3,5-Trimethylbenzene	< 0.031	mg/kg	0.031	0.13	1	8260B		5/8/2024	CJR	1
Vinyl Chloride	< 0.036	mg/kg	0.036	0.15	1	8260B		5/8/2024	CJR	1
m&p-Xylene	< 0.062	mg/kg	0.062	0.25	1	8260B		5/8/2024	CJR	1
o-Xylene	< 0.03	mg/kg	0.03	0.12	1	8260B		5/8/2024	CJR	1
SUR - 1,2-Dichloroethane-d4	89	Rec %			1	8260B		5/8/2024	CJR	1
SUR - 4-Bromofluorobenzene	106	Rec %			1	8260B		5/8/2024	CJR	1
SUR - Dibromofluoromethane	89	Rec %			1	8260B		5/8/2024	CJR	1
SUR - Toluene-d8	101	Rec %			1	8260B		5/8/2024	CJR	1

Project Name COMPLETE RECYCLING SOLUTIONS **Invoice #** E43913
Project # 999-1009-001-001

Lab Code 543913AA
Sample ID GP24-12 (6-8)
Sample Matrix Soil
Sample Date 4/30/2024

	Result	Unit	LOD	LOQ	Dil	Method	Ext Date	Run Date	Analyst	Code
General										
General										
Solids Percent	89.4	%			1	5021		5/3/2024	ZJW	1
Organic										
VOC's										
Benzene	< 0.025	mg/kg	0.025	0.1	1	8260B		5/7/2024	CJR	1
Bromobenzene	< 0.04	mg/kg	0.04	0.16	1	8260B		5/7/2024	CJR	1
Bromodichloromethane	< 0.046	mg/kg	0.046	0.19	1	8260B		5/7/2024	CJR	1
Bromoform	< 0.035	mg/kg	0.035	0.14	1	8260B		5/7/2024	CJR	1
tert-Butylbenzene	< 0.033	mg/kg	0.033	0.14	1	8260B		5/7/2024	CJR	1
sec-Butylbenzene	< 0.03	mg/kg	0.03	0.12	1	8260B		5/7/2024	CJR	1
n-Butylbenzene	< 0.029	mg/kg	0.029	0.12	1	8260B		5/7/2024	CJR	1
Carbon Tetrachloride	< 0.032	mg/kg	0.032	0.13	1	8260B		5/7/2024	CJR	1
Chlorobenzene	< 0.027	mg/kg	0.027	0.11	1	8260B		5/7/2024	CJR	1
Chloroethane	< 0.1	mg/kg	0.1	0.41	1	8260B		5/7/2024	CJR	1
Chloroform	< 0.032	mg/kg	0.032	0.13	1	8260B		5/7/2024	CJR	1
Chloromethane	< 0.064	mg/kg	0.064	0.26	1	8260B		5/7/2024	CJR	1
2-Chlorotoluene	< 0.034	mg/kg	0.034	0.14	1	8260B		5/7/2024	CJR	1
4-Chlorotoluene	< 0.031	mg/kg	0.031	0.13	1	8260B		5/7/2024	CJR	1
1,2-Dibromo-3-chloropropane	< 0.055	mg/kg	0.055	0.22	1	8260B		5/7/2024	CJR	1
Dibromochloromethane	< 0.038	mg/kg	0.038	0.16	1	8260B		5/7/2024	CJR	1
1,4-Dichlorobenzene	< 0.035	mg/kg	0.035	0.14	1	8260B		5/7/2024	CJR	1
1,3-Dichlorobenzene	< 0.036	mg/kg	0.036	0.15	1	8260B		5/7/2024	CJR	1
1,2-Dichlorobenzene	< 0.026	mg/kg	0.026	0.11	1	8260B		5/7/2024	CJR	1
Dichlorodifluoromethane	< 0.046	mg/kg	0.046	0.19	1	8260B		5/7/2024	CJR	1
1,2-Dichloroethane	< 0.042	mg/kg	0.042	0.17	1	8260B		5/7/2024	CJR	1
1,1-Dichloroethane	< 0.033	mg/kg	0.033	0.13	1	8260B		5/7/2024	CJR	1
1,1-Dichloroethene	< 0.049	mg/kg	0.049	0.2	1	8260B		5/7/2024	CJR	1
cis-1,2-Dichloroethene	< 0.027	mg/kg	0.027	0.11	1	8260B		5/7/2024	CJR	1
trans-1,2-Dichloroethene	< 0.03	mg/kg	0.03	0.12	1	8260B		5/7/2024	CJR	1
1,2-Dichloropropane	< 0.04	mg/kg	0.04	0.16	1	8260B		5/7/2024	CJR	1
1,3-Dichloropropane	< 0.031	mg/kg	0.031	0.13	1	8260B		5/7/2024	CJR	1
trans-1,3-Dichloropropene	< 0.027	mg/kg	0.027	0.11	1	8260B		5/7/2024	CJR	1
cis-1,3-Dichloropropene	< 0.035	mg/kg	0.035	0.14	1	8260B		5/7/2024	CJR	1
Di-isopropyl ether	< 0.028	mg/kg	0.028	0.11	1	8260B		5/7/2024	CJR	1
EDB (1,2-Dibromoethane)	< 0.025	mg/kg	0.025	0.1	1	8260B		5/7/2024	CJR	1
Ethylbenzene	< 0.023	mg/kg	0.023	0.096	1	8260B		5/7/2024	CJR	1
Hexachlorobutadiene	< 0.1	mg/kg	0.1	0.42	1	8260B		5/7/2024	CJR	1
Isopropylbenzene	< 0.035	mg/kg	0.035	0.14	1	8260B		5/7/2024	CJR	1
p-Isopropyltoluene	< 0.03	mg/kg	0.03	0.12	1	8260B		5/7/2024	CJR	1
Methylene chloride	< 0.1	mg/kg	0.1	0.42	1	8260B		5/7/2024	CJR	1
Methyl tert-butyl ether (MTBE)	< 0.036	mg/kg	0.036	0.15	1	8260B		5/7/2024	CJR	1
Naphthalene	< 0.12	mg/kg	0.12	0.38	1	8260B		5/7/2024	CJR	1
n-Propylbenzene	< 0.025	mg/kg	0.025	0.1	1	8260B		5/7/2024	CJR	1
1,1,2,2-Tetrachloroethane	< 0.03	mg/kg	0.03	0.12	1	8260B		5/7/2024	CJR	1
1,1,1,2-Tetrachloroethane	< 0.041	mg/kg	0.041	0.17	1	8260B		5/7/2024	CJR	1
Tetrachloroethene	< 0.039	mg/kg	0.039	0.16	1	8260B		5/7/2024	CJR	1
Toluene	< 0.031	mg/kg	0.031	0.13	1	8260B		5/7/2024	CJR	1
1,2,4-Trichlorobenzene	< 0.045	mg/kg	0.045	0.18	1	8260B		5/7/2024	CJR	1
1,2,3-Trichlorobenzene	< 0.18	mg/kg	0.18	0.56	1	8260B		5/7/2024	CJR	1
1,1,1-Trichloroethane	< 0.03	mg/kg	0.03	0.12	1	8260B		5/7/2024	CJR	1

Project Name COMPLETE RECYCLING SOLUTIONS **Invoice #** E43913
Project # 999-1009-001-001

Lab Code 543913AA
Sample ID GP24-12 (6-8)
Sample Matrix Soil
Sample Date 4/30/2024

	Result	Unit	LOD	LOQ	Dil	Method	Ext Date	Run Date	Analyst	Code
1,1,2-Trichloroethane	< 0.037	mg/kg	0.037	0.15	1	8260B		5/7/2024	CJR	1
Trichloroethene (TCE)	< 0.039	mg/kg	0.039	0.16	1	8260B		5/7/2024	CJR	1
Trichlorofluoromethane	< 0.066	mg/kg	0.066	0.27	1	8260B		5/7/2024	CJR	1
1,2,4-Trimethylbenzene	< 0.035	mg/kg	0.035	0.14	1	8260B		5/7/2024	CJR	1
1,3,5-Trimethylbenzene	< 0.031	mg/kg	0.031	0.13	1	8260B		5/7/2024	CJR	1
Vinyl Chloride	< 0.036	mg/kg	0.036	0.15	1	8260B		5/7/2024	CJR	1
m&p-Xylene	< 0.062	mg/kg	0.062	0.25	1	8260B		5/7/2024	CJR	1
o-Xylene	< 0.03	mg/kg	0.03	0.12	1	8260B		5/7/2024	CJR	1
SUR - 1,2-Dichloroethane-d4	96	Rec %			1	8260B		5/7/2024	CJR	1
SUR - Toluene-d8	104	Rec %			1	8260B		5/7/2024	CJR	1
SUR - 4-Bromofluorobenzene	103	Rec %			1	8260B		5/7/2024	CJR	1
SUR - Dibromofluoromethane	91	Rec %			1	8260B		5/7/2024	CJR	1

Project Name COMPLETE RECYCLING SOLUTIONS **Invoice #** E43913
Project # 999-1009-001-001

Lab Code 543913BB
Sample ID GP24-12 (26-28)
Sample Matrix Soil
Sample Date 4/30/2024

	Result	Unit	LOD	LOQ	Dil	Method	Ext Date	Run Date	Analyst	Code
General										
General										
Solids Percent	86.2	%			1	5021		5/3/2024	ZJW	1
Organic										
VOC's										
Benzene	< 0.025	mg/kg	0.025	0.1	1	8260B		5/7/2024	CJR	1
Bromobenzene	< 0.04	mg/kg	0.04	0.16	1	8260B		5/7/2024	CJR	1
Bromodichloromethane	< 0.046	mg/kg	0.046	0.19	1	8260B		5/7/2024	CJR	1
Bromoform	< 0.035	mg/kg	0.035	0.14	1	8260B		5/7/2024	CJR	1
tert-Butylbenzene	< 0.033	mg/kg	0.033	0.14	1	8260B		5/7/2024	CJR	1
sec-Butylbenzene	< 0.03	mg/kg	0.03	0.12	1	8260B		5/7/2024	CJR	1
n-Butylbenzene	< 0.029	mg/kg	0.029	0.12	1	8260B		5/7/2024	CJR	1
Carbon Tetrachloride	< 0.032	mg/kg	0.032	0.13	1	8260B		5/7/2024	CJR	1
Chlorobenzene	< 0.027	mg/kg	0.027	0.11	1	8260B		5/7/2024	CJR	1
Chloroethane	< 0.1	mg/kg	0.1	0.41	1	8260B		5/7/2024	CJR	1
Chloroform	< 0.032	mg/kg	0.032	0.13	1	8260B		5/7/2024	CJR	1
Chloromethane	< 0.064	mg/kg	0.064	0.26	1	8260B		5/7/2024	CJR	1
2-Chlorotoluene	< 0.034	mg/kg	0.034	0.14	1	8260B		5/7/2024	CJR	1
4-Chlorotoluene	< 0.031	mg/kg	0.031	0.13	1	8260B		5/7/2024	CJR	1
1,2-Dibromo-3-chloropropane	< 0.055	mg/kg	0.055	0.22	1	8260B		5/7/2024	CJR	1
Dibromochloromethane	< 0.038	mg/kg	0.038	0.16	1	8260B		5/7/2024	CJR	1
1,4-Dichlorobenzene	< 0.035	mg/kg	0.035	0.14	1	8260B		5/7/2024	CJR	1
1,3-Dichlorobenzene	< 0.036	mg/kg	0.036	0.15	1	8260B		5/7/2024	CJR	1
1,2-Dichlorobenzene	< 0.026	mg/kg	0.026	0.11	1	8260B		5/7/2024	CJR	1
Dichlorodifluoromethane	< 0.046	mg/kg	0.046	0.19	1	8260B		5/7/2024	CJR	1
1,2-Dichloroethane	< 0.042	mg/kg	0.042	0.17	1	8260B		5/7/2024	CJR	1
1,1-Dichloroethane	< 0.033	mg/kg	0.033	0.13	1	8260B		5/7/2024	CJR	1
1,1-Dichloroethene	< 0.049	mg/kg	0.049	0.2	1	8260B		5/7/2024	CJR	1
cis-1,2-Dichloroethene	< 0.027	mg/kg	0.027	0.11	1	8260B		5/7/2024	CJR	1
trans-1,2-Dichloroethene	< 0.03	mg/kg	0.03	0.12	1	8260B		5/7/2024	CJR	1
1,2-Dichloropropane	< 0.04	mg/kg	0.04	0.16	1	8260B		5/7/2024	CJR	1
1,3-Dichloropropane	< 0.031	mg/kg	0.031	0.13	1	8260B		5/7/2024	CJR	1
trans-1,3-Dichloropropene	< 0.027	mg/kg	0.027	0.11	1	8260B		5/7/2024	CJR	1
cis-1,3-Dichloropropene	< 0.035	mg/kg	0.035	0.14	1	8260B		5/7/2024	CJR	1
Di-isopropyl ether	< 0.028	mg/kg	0.028	0.11	1	8260B		5/7/2024	CJR	1
EDB (1,2-Dibromoethane)	< 0.025	mg/kg	0.025	0.1	1	8260B		5/7/2024	CJR	1
Ethylbenzene	< 0.023	mg/kg	0.023	0.096	1	8260B		5/7/2024	CJR	1
Hexachlorobutadiene	< 0.1	mg/kg	0.1	0.42	1	8260B		5/7/2024	CJR	1
Isopropylbenzene	< 0.035	mg/kg	0.035	0.14	1	8260B		5/7/2024	CJR	1
p-Isopropyltoluene	< 0.03	mg/kg	0.03	0.12	1	8260B		5/7/2024	CJR	1
Methylene chloride	< 0.1	mg/kg	0.1	0.42	1	8260B		5/7/2024	CJR	1
Methyl tert-butyl ether (MTBE)	< 0.036	mg/kg	0.036	0.15	1	8260B		5/7/2024	CJR	1
Naphthalene	< 0.12	mg/kg	0.12	0.38	1	8260B		5/7/2024	CJR	1
n-Propylbenzene	< 0.025	mg/kg	0.025	0.1	1	8260B		5/7/2024	CJR	1
1,1,2,2-Tetrachloroethane	< 0.03	mg/kg	0.03	0.12	1	8260B		5/7/2024	CJR	1
1,1,1,2-Tetrachloroethane	< 0.041	mg/kg	0.041	0.17	1	8260B		5/7/2024	CJR	1
Tetrachloroethene	< 0.039	mg/kg	0.039	0.16	1	8260B		5/7/2024	CJR	1
Toluene	< 0.031	mg/kg	0.031	0.13	1	8260B		5/7/2024	CJR	1
1,2,4-Trichlorobenzene	< 0.045	mg/kg	0.045	0.18	1	8260B		5/7/2024	CJR	1
1,2,3-Trichlorobenzene	< 0.18	mg/kg	0.18	0.56	1	8260B		5/7/2024	CJR	1
1,1,1-Trichloroethane	< 0.03	mg/kg	0.03	0.12	1	8260B		5/7/2024	CJR	1

Project Name COMPLETE RECYCLING SOLUTIONS **Invoice #** E43913
Project # 999-1009-001-001

Lab Code 543913BB
Sample ID GP24-12 (26-28)
Sample Matrix Soil
Sample Date 4/30/2024

	Result	Unit	LOD	LOQ	Dil	Method	Ext Date	Run Date	Analyst	Code
1,1,2-Trichloroethane	< 0.037	mg/kg	0.037	0.15	1	8260B		5/7/2024	CJR	1
Trichloroethene (TCE)	< 0.039	mg/kg	0.039	0.16	1	8260B		5/7/2024	CJR	1
Trichlorofluoromethane	< 0.066	mg/kg	0.066	0.27	1	8260B		5/7/2024	CJR	1
1,2,4-Trimethylbenzene	< 0.035	mg/kg	0.035	0.14	1	8260B		5/7/2024	CJR	1
1,3,5-Trimethylbenzene	< 0.031	mg/kg	0.031	0.13	1	8260B		5/7/2024	CJR	1
Vinyl Chloride	< 0.036	mg/kg	0.036	0.15	1	8260B		5/7/2024	CJR	1
m&p-Xylene	< 0.062	mg/kg	0.062	0.25	1	8260B		5/7/2024	CJR	1
o-Xylene	< 0.03	mg/kg	0.03	0.12	1	8260B		5/7/2024	CJR	1
SUR - 1,2-Dichloroethane-d4	95	Rec %			1	8260B		5/7/2024	CJR	1
SUR - 4-Bromofluorobenzene	95	Rec %			1	8260B		5/7/2024	CJR	1
SUR - Dibromofluoromethane	92	Rec %			1	8260B		5/7/2024	CJR	1
SUR - Toluene-d8	100	Rec %			1	8260B		5/7/2024	CJR	1

Project Name COMPLETE RECYCLING SOLUTIONS **Invoice #** E43913
Project # 999-1009-001-001

Lab Code 543913CC
Sample ID GP24-13 (1-3)
Sample Matrix Soil
Sample Date 4/30/2024

	Result	Unit	LOD	LOQ	Dil	Method	Ext Date	Run Date	Analyst	Code
General										
General										
Solids Percent	88.2	%			1	5021		5/3/2024	ZJW	1
Organic										
VOC's										
Benzene	< 0.025	mg/kg	0.025	0.1	1	8260B		5/8/2024	CJR	1
Bromobenzene	< 0.04	mg/kg	0.04	0.16	1	8260B		5/8/2024	CJR	1
Bromodichloromethane	< 0.046	mg/kg	0.046	0.19	1	8260B		5/8/2024	CJR	1
Bromoform	< 0.035	mg/kg	0.035	0.14	1	8260B		5/8/2024	CJR	1
tert-Butylbenzene	< 0.033	mg/kg	0.033	0.14	1	8260B		5/8/2024	CJR	1
sec-Butylbenzene	< 0.03	mg/kg	0.03	0.12	1	8260B		5/8/2024	CJR	1
n-Butylbenzene	< 0.029	mg/kg	0.029	0.12	1	8260B		5/8/2024	CJR	1
Carbon Tetrachloride	< 0.032	mg/kg	0.032	0.13	1	8260B		5/8/2024	CJR	1
Chlorobenzene	< 0.027	mg/kg	0.027	0.11	1	8260B		5/8/2024	CJR	1
Chloroethane	< 0.1	mg/kg	0.1	0.41	1	8260B		5/8/2024	CJR	1
Chloroform	< 0.032	mg/kg	0.032	0.13	1	8260B		5/8/2024	CJR	1
Chloromethane	< 0.064	mg/kg	0.064	0.26	1	8260B		5/8/2024	CJR	1
2-Chlorotoluene	< 0.034	mg/kg	0.034	0.14	1	8260B		5/8/2024	CJR	1
4-Chlorotoluene	< 0.031	mg/kg	0.031	0.13	1	8260B		5/8/2024	CJR	1
1,2-Dibromo-3-chloropropane	< 0.055	mg/kg	0.055	0.22	1	8260B		5/8/2024	CJR	1
Dibromochloromethane	< 0.038	mg/kg	0.038	0.16	1	8260B		5/8/2024	CJR	1
1,4-Dichlorobenzene	< 0.035	mg/kg	0.035	0.14	1	8260B		5/8/2024	CJR	1
1,3-Dichlorobenzene	< 0.036	mg/kg	0.036	0.15	1	8260B		5/8/2024	CJR	1
1,2-Dichlorobenzene	< 0.026	mg/kg	0.026	0.11	1	8260B		5/8/2024	CJR	1
Dichlorodifluoromethane	< 0.046	mg/kg	0.046	0.19	1	8260B		5/8/2024	CJR	1
1,2-Dichloroethane	< 0.042	mg/kg	0.042	0.17	1	8260B		5/8/2024	CJR	1
1,1-Dichloroethane	< 0.033	mg/kg	0.033	0.13	1	8260B		5/8/2024	CJR	1
1,1-Dichloroethene	< 0.049	mg/kg	0.049	0.2	1	8260B		5/8/2024	CJR	1
cis-1,2-Dichloroethene	< 0.027	mg/kg	0.027	0.11	1	8260B		5/8/2024	CJR	1
trans-1,2-Dichloroethene	< 0.03	mg/kg	0.03	0.12	1	8260B		5/8/2024	CJR	1
1,2-Dichloropropane	< 0.04	mg/kg	0.04	0.16	1	8260B		5/8/2024	CJR	1
1,3-Dichloropropane	< 0.031	mg/kg	0.031	0.13	1	8260B		5/8/2024	CJR	1
trans-1,3-Dichloropropene	< 0.027	mg/kg	0.027	0.11	1	8260B		5/8/2024	CJR	1
cis-1,3-Dichloropropene	< 0.035	mg/kg	0.035	0.14	1	8260B		5/8/2024	CJR	1
Di-isopropyl ether	< 0.028	mg/kg	0.028	0.11	1	8260B		5/8/2024	CJR	1
EDB (1,2-Dibromoethane)	< 0.025	mg/kg	0.025	0.1	1	8260B		5/8/2024	CJR	1
Ethylbenzene	< 0.023	mg/kg	0.023	0.096	1	8260B		5/8/2024	CJR	1
Hexachlorobutadiene	< 0.1	mg/kg	0.1	0.42	1	8260B		5/8/2024	CJR	1
Isopropylbenzene	< 0.035	mg/kg	0.035	0.14	1	8260B		5/8/2024	CJR	1
p-Isopropyltoluene	< 0.03	mg/kg	0.03	0.12	1	8260B		5/8/2024	CJR	1
Methylene chloride	< 0.1	mg/kg	0.1	0.42	1	8260B		5/8/2024	CJR	1
Methyl tert-butyl ether (MTBE)	< 0.036	mg/kg	0.036	0.15	1	8260B		5/8/2024	CJR	1
Naphthalene	< 0.12	mg/kg	0.12	0.38	1	8260B		5/8/2024	CJR	1
n-Propylbenzene	< 0.025	mg/kg	0.025	0.1	1	8260B		5/8/2024	CJR	1
1,1,2,2-Tetrachloroethane	< 0.03	mg/kg	0.03	0.12	1	8260B		5/8/2024	CJR	1
1,1,1,2-Tetrachloroethane	< 0.041	mg/kg	0.041	0.17	1	8260B		5/8/2024	CJR	1
Tetrachloroethene	< 0.039	mg/kg	0.039	0.16	1	8260B		5/8/2024	CJR	1
Toluene	< 0.031	mg/kg	0.031	0.13	1	8260B		5/8/2024	CJR	1
1,2,4-Trichlorobenzene	< 0.045	mg/kg	0.045	0.18	1	8260B		5/8/2024	CJR	1
1,2,3-Trichlorobenzene	< 0.18	mg/kg	0.18	0.56	1	8260B		5/8/2024	CJR	1
1,1,1-Trichloroethane	< 0.03	mg/kg	0.03	0.12	1	8260B		5/8/2024	CJR	1

Project Name COMPLETE RECYCLING SOLUTIONS **Invoice #** E43913
Project # 999-1009-001-001

Lab Code 543913CC
Sample ID GP24-13 (1-3)
Sample Matrix Soil
Sample Date 4/30/2024

	Result	Unit	LOD	LOQ	Dil	Method	Ext Date	Run Date	Analyst	Code
1,1,2-Trichloroethane	< 0.037	mg/kg	0.037	0.15	1	8260B		5/8/2024	CJR	1
Trichloroethene (TCE)	< 0.039	mg/kg	0.039	0.16	1	8260B		5/8/2024	CJR	1
Trichlorofluoromethane	< 0.066	mg/kg	0.066	0.27	1	8260B		5/8/2024	CJR	1
1,2,4-Trimethylbenzene	< 0.035	mg/kg	0.035	0.14	1	8260B		5/8/2024	CJR	1
1,3,5-Trimethylbenzene	< 0.031	mg/kg	0.031	0.13	1	8260B		5/8/2024	CJR	1
Vinyl Chloride	< 0.036	mg/kg	0.036	0.15	1	8260B		5/8/2024	CJR	1
m&p-Xylene	< 0.062	mg/kg	0.062	0.25	1	8260B		5/8/2024	CJR	1
o-Xylene	< 0.03	mg/kg	0.03	0.12	1	8260B		5/8/2024	CJR	1
SUR - 1,2-Dichloroethane-d4	94	Rec %			1	8260B		5/8/2024	CJR	1
SUR - 4-Bromofluorobenzene	100	Rec %			1	8260B		5/8/2024	CJR	1
SUR - Dibromofluoromethane	97	Rec %			1	8260B		5/8/2024	CJR	1
SUR - Toluene-d8	102	Rec %			1	8260B		5/8/2024	CJR	1

Project Name COMPLETE RECYCLING SOLUTIONS **Invoice #** E43913
Project # 999-1009-001-001

Lab Code 543913DD
Sample ID GP24-13 (6-8)
Sample Matrix Soil
Sample Date 4/30/2024

	Result	Unit	LOD	LOQ	Dil	Method	Ext Date	Run Date	Analyst	Code
General										
General										
Solids Percent	90.3	%			1	5021		5/3/2024	ZJW	1
Organic										
VOC's										
Benzene	< 0.025	mg/kg	0.025	0.1	1	8260B		5/8/2024	CJR	1
Bromobenzene	< 0.04	mg/kg	0.04	0.16	1	8260B		5/8/2024	CJR	1
Bromodichloromethane	< 0.046	mg/kg	0.046	0.19	1	8260B		5/8/2024	CJR	1
Bromoform	< 0.035	mg/kg	0.035	0.14	1	8260B		5/8/2024	CJR	1
tert-Butylbenzene	< 0.033	mg/kg	0.033	0.14	1	8260B		5/8/2024	CJR	1
sec-Butylbenzene	< 0.03	mg/kg	0.03	0.12	1	8260B		5/8/2024	CJR	1
n-Butylbenzene	< 0.029	mg/kg	0.029	0.12	1	8260B		5/8/2024	CJR	1
Carbon Tetrachloride	< 0.032	mg/kg	0.032	0.13	1	8260B		5/8/2024	CJR	1
Chlorobenzene	< 0.027	mg/kg	0.027	0.11	1	8260B		5/8/2024	CJR	1
Chloroethane	< 0.1	mg/kg	0.1	0.41	1	8260B		5/8/2024	CJR	1
Chloroform	< 0.032	mg/kg	0.032	0.13	1	8260B		5/8/2024	CJR	1
Chloromethane	< 0.064	mg/kg	0.064	0.26	1	8260B		5/8/2024	CJR	1
2-Chlorotoluene	< 0.034	mg/kg	0.034	0.14	1	8260B		5/8/2024	CJR	1
4-Chlorotoluene	< 0.031	mg/kg	0.031	0.13	1	8260B		5/8/2024	CJR	1
1,2-Dibromo-3-chloropropane	< 0.055	mg/kg	0.055	0.22	1	8260B		5/8/2024	CJR	1
Dibromochloromethane	< 0.038	mg/kg	0.038	0.16	1	8260B		5/8/2024	CJR	1
1,4-Dichlorobenzene	< 0.035	mg/kg	0.035	0.14	1	8260B		5/8/2024	CJR	1
1,3-Dichlorobenzene	< 0.036	mg/kg	0.036	0.15	1	8260B		5/8/2024	CJR	1
1,2-Dichlorobenzene	< 0.026	mg/kg	0.026	0.11	1	8260B		5/8/2024	CJR	1
Dichlorodifluoromethane	< 0.046	mg/kg	0.046	0.19	1	8260B		5/8/2024	CJR	1
1,2-Dichloroethane	< 0.042	mg/kg	0.042	0.17	1	8260B		5/8/2024	CJR	1
1,1-Dichloroethane	< 0.033	mg/kg	0.033	0.13	1	8260B		5/8/2024	CJR	1
1,1-Dichloroethene	< 0.049	mg/kg	0.049	0.2	1	8260B		5/8/2024	CJR	1
cis-1,2-Dichloroethene	< 0.027	mg/kg	0.027	0.11	1	8260B		5/8/2024	CJR	1
trans-1,2-Dichloroethene	< 0.03	mg/kg	0.03	0.12	1	8260B		5/8/2024	CJR	1
1,2-Dichloropropane	< 0.04	mg/kg	0.04	0.16	1	8260B		5/8/2024	CJR	1
1,3-Dichloropropane	< 0.031	mg/kg	0.031	0.13	1	8260B		5/8/2024	CJR	1
trans-1,3-Dichloropropene	< 0.027	mg/kg	0.027	0.11	1	8260B		5/8/2024	CJR	1
cis-1,3-Dichloropropene	< 0.035	mg/kg	0.035	0.14	1	8260B		5/8/2024	CJR	1
Di-isopropyl ether	< 0.028	mg/kg	0.028	0.11	1	8260B		5/8/2024	CJR	1
EDB (1,2-Dibromoethane)	< 0.025	mg/kg	0.025	0.1	1	8260B		5/8/2024	CJR	1
Ethylbenzene	< 0.023	mg/kg	0.023	0.096	1	8260B		5/8/2024	CJR	1
Hexachlorobutadiene	< 0.1	mg/kg	0.1	0.42	1	8260B		5/8/2024	CJR	1
Isopropylbenzene	< 0.035	mg/kg	0.035	0.14	1	8260B		5/8/2024	CJR	1
p-Isopropyltoluene	< 0.03	mg/kg	0.03	0.12	1	8260B		5/8/2024	CJR	1
Methylene chloride	< 0.1	mg/kg	0.1	0.42	1	8260B		5/8/2024	CJR	1
Methyl tert-butyl ether (MTBE)	< 0.036	mg/kg	0.036	0.15	1	8260B		5/8/2024	CJR	1
Naphthalene	< 0.12	mg/kg	0.12	0.38	1	8260B		5/8/2024	CJR	1
n-Propylbenzene	< 0.025	mg/kg	0.025	0.1	1	8260B		5/8/2024	CJR	1
1,1,2,2-Tetrachloroethane	< 0.03	mg/kg	0.03	0.12	1	8260B		5/8/2024	CJR	1
1,1,1,2-Tetrachloroethane	< 0.041	mg/kg	0.041	0.17	1	8260B		5/8/2024	CJR	1
Tetrachloroethene	< 0.039	mg/kg	0.039	0.16	1	8260B		5/8/2024	CJR	1
Toluene	< 0.031	mg/kg	0.031	0.13	1	8260B		5/8/2024	CJR	1
1,2,4-Trichlorobenzene	< 0.045	mg/kg	0.045	0.18	1	8260B		5/8/2024	CJR	1
1,2,3-Trichlorobenzene	< 0.18	mg/kg	0.18	0.56	1	8260B		5/8/2024	CJR	1
1,1,1-Trichloroethane	< 0.03	mg/kg	0.03	0.12	1	8260B		5/8/2024	CJR	1

Project Name COMPLETE RECYCLING SOLUTIONS **Invoice #** E43913
Project # 999-1009-001-001

Lab Code 543913DD
Sample ID GP24-13 (6-8)
Sample Matrix Soil
Sample Date 4/30/2024

	Result	Unit	LOD	LOQ	Dil	Method	Ext Date	Run Date	Analyst	Code
1,1,2-Trichloroethane	< 0.037	mg/kg	0.037	0.15	1	8260B		5/8/2024	CJR	1
Trichloroethene (TCE)	< 0.039	mg/kg	0.039	0.16	1	8260B		5/8/2024	CJR	1
Trichlorofluoromethane	< 0.066	mg/kg	0.066	0.27	1	8260B		5/8/2024	CJR	1
1,2,4-Trimethylbenzene	< 0.035	mg/kg	0.035	0.14	1	8260B		5/8/2024	CJR	1
1,3,5-Trimethylbenzene	< 0.031	mg/kg	0.031	0.13	1	8260B		5/8/2024	CJR	1
Vinyl Chloride	< 0.036	mg/kg	0.036	0.15	1	8260B		5/8/2024	CJR	1
m&p-Xylene	< 0.062	mg/kg	0.062	0.25	1	8260B		5/8/2024	CJR	1
o-Xylene	< 0.03	mg/kg	0.03	0.12	1	8260B		5/8/2024	CJR	1
SUR - 1,2-Dichloroethane-d4	108	Rec %			1	8260B		5/8/2024	CJR	1
SUR - Toluene-d8	99	Rec %			1	8260B		5/8/2024	CJR	1
SUR - 4-Bromofluorobenzene	109	Rec %			1	8260B		5/8/2024	CJR	1
SUR - Dibromofluoromethane	91	Rec %			1	8260B		5/8/2024	CJR	1

Project Name COMPLETE RECYCLING SOLUTIONS **Invoice #** E43913
Project # 999-1009-001-001

Lab Code 543913EE
Sample ID GP24-14 (1-3)
Sample Matrix Soil
Sample Date 4/30/2024

	Result	Unit	LOD	LOQ	Dil	Method	Ext Date	Run Date	Analyst	Code
General										
General										
Solids Percent	87.7	%			1	5021		5/3/2024	ZJW	1
Organic										
VOC's										
Benzene	< 0.025	mg/kg	0.025	0.1	1	8260B		5/8/2024	CJR	1
Bromobenzene	< 0.04	mg/kg	0.04	0.16	1	8260B		5/8/2024	CJR	1
Bromodichloromethane	< 0.046	mg/kg	0.046	0.19	1	8260B		5/8/2024	CJR	1
Bromoform	< 0.035	mg/kg	0.035	0.14	1	8260B		5/8/2024	CJR	1
tert-Butylbenzene	< 0.033	mg/kg	0.033	0.14	1	8260B		5/8/2024	CJR	1
sec-Butylbenzene	< 0.03	mg/kg	0.03	0.12	1	8260B		5/8/2024	CJR	1
n-Butylbenzene	< 0.029	mg/kg	0.029	0.12	1	8260B		5/8/2024	CJR	1
Carbon Tetrachloride	< 0.032	mg/kg	0.032	0.13	1	8260B		5/8/2024	CJR	1
Chlorobenzene	< 0.027	mg/kg	0.027	0.11	1	8260B		5/8/2024	CJR	1
Chloroethane	< 0.1	mg/kg	0.1	0.41	1	8260B		5/8/2024	CJR	1
Chloroform	< 0.032	mg/kg	0.032	0.13	1	8260B		5/8/2024	CJR	1
Chloromethane	< 0.064	mg/kg	0.064	0.26	1	8260B		5/8/2024	CJR	1
2-Chlorotoluene	< 0.034	mg/kg	0.034	0.14	1	8260B		5/8/2024	CJR	1
4-Chlorotoluene	< 0.031	mg/kg	0.031	0.13	1	8260B		5/8/2024	CJR	1
1,2-Dibromo-3-chloropropane	< 0.055	mg/kg	0.055	0.22	1	8260B		5/8/2024	CJR	1
Dibromochloromethane	< 0.038	mg/kg	0.038	0.16	1	8260B		5/8/2024	CJR	1
1,4-Dichlorobenzene	< 0.035	mg/kg	0.035	0.14	1	8260B		5/8/2024	CJR	1
1,3-Dichlorobenzene	< 0.036	mg/kg	0.036	0.15	1	8260B		5/8/2024	CJR	1
1,2-Dichlorobenzene	< 0.026	mg/kg	0.026	0.11	1	8260B		5/8/2024	CJR	1
Dichlorodifluoromethane	< 0.046	mg/kg	0.046	0.19	1	8260B		5/8/2024	CJR	1
1,2-Dichloroethane	< 0.042	mg/kg	0.042	0.17	1	8260B		5/8/2024	CJR	1
1,1-Dichloroethane	< 0.033	mg/kg	0.033	0.13	1	8260B		5/8/2024	CJR	1
1,1-Dichloroethene	< 0.049	mg/kg	0.049	0.2	1	8260B		5/8/2024	CJR	1
cis-1,2-Dichloroethene	< 0.027	mg/kg	0.027	0.11	1	8260B		5/8/2024	CJR	1
trans-1,2-Dichloroethene	< 0.03	mg/kg	0.03	0.12	1	8260B		5/8/2024	CJR	1
1,2-Dichloropropane	< 0.04	mg/kg	0.04	0.16	1	8260B		5/8/2024	CJR	1
1,3-Dichloropropane	< 0.031	mg/kg	0.031	0.13	1	8260B		5/8/2024	CJR	1
trans-1,3-Dichloropropene	< 0.027	mg/kg	0.027	0.11	1	8260B		5/8/2024	CJR	1
cis-1,3-Dichloropropene	< 0.035	mg/kg	0.035	0.14	1	8260B		5/8/2024	CJR	1
Di-isopropyl ether	< 0.028	mg/kg	0.028	0.11	1	8260B		5/8/2024	CJR	1
EDB (1,2-Dibromoethane)	< 0.025	mg/kg	0.025	0.1	1	8260B		5/8/2024	CJR	1
Ethylbenzene	< 0.023	mg/kg	0.023	0.096	1	8260B		5/8/2024	CJR	1
Hexachlorobutadiene	< 0.1	mg/kg	0.1	0.42	1	8260B		5/8/2024	CJR	1
Isopropylbenzene	< 0.035	mg/kg	0.035	0.14	1	8260B		5/8/2024	CJR	1
p-Isopropyltoluene	< 0.03	mg/kg	0.03	0.12	1	8260B		5/8/2024	CJR	1
Methylene chloride	< 0.1	mg/kg	0.1	0.42	1	8260B		5/8/2024	CJR	1
Methyl tert-butyl ether (MTBE)	< 0.036	mg/kg	0.036	0.15	1	8260B		5/8/2024	CJR	1
Naphthalene	< 0.12	mg/kg	0.12	0.38	1	8260B		5/8/2024	CJR	1
n-Propylbenzene	< 0.025	mg/kg	0.025	0.1	1	8260B		5/8/2024	CJR	1
1,1,2,2-Tetrachloroethane	< 0.03	mg/kg	0.03	0.12	1	8260B		5/8/2024	CJR	1
1,1,1,2-Tetrachloroethane	< 0.041	mg/kg	0.041	0.17	1	8260B		5/8/2024	CJR	1
Tetrachloroethene	0.36	mg/kg	0.039	0.16	1	8260B		5/8/2024	CJR	1
Toluene	< 0.031	mg/kg	0.031	0.13	1	8260B		5/8/2024	CJR	1
1,2,4-Trichlorobenzene	< 0.045	mg/kg	0.045	0.18	1	8260B		5/8/2024	CJR	1
1,2,3-Trichlorobenzene	< 0.18	mg/kg	0.18	0.56	1	8260B		5/8/2024	CJR	1
1,1,1-Trichloroethane	0.039 "J"	mg/kg	0.03	0.12	1	8260B		5/8/2024	CJR	1

Project Name COMPLETE RECYCLING SOLUTIONS **Invoice #** E43913
Project # 999-1009-001-001

Lab Code 543913EE
Sample ID GP24-14 (1-3)
Sample Matrix Soil
Sample Date 4/30/2024

	Result	Unit	LOD	LOQ	Dil	Method	Ext Date	Run Date	Analyst	Code
1,1,2-Trichloroethane	< 0.037	mg/kg	0.037	0.15	1	8260B		5/8/2024	CJR	1
Trichloroethene (TCE)	0.62	mg/kg	0.039	0.16	1	8260B		5/8/2024	CJR	1
Trichlorofluoromethane	< 0.066	mg/kg	0.066	0.27	1	8260B		5/8/2024	CJR	1
1,2,4-Trimethylbenzene	< 0.035	mg/kg	0.035	0.14	1	8260B		5/8/2024	CJR	1
1,3,5-Trimethylbenzene	< 0.031	mg/kg	0.031	0.13	1	8260B		5/8/2024	CJR	1
Vinyl Chloride	< 0.036	mg/kg	0.036	0.15	1	8260B		5/8/2024	CJR	1
m&p-Xylene	< 0.062	mg/kg	0.062	0.25	1	8260B		5/8/2024	CJR	1
o-Xylene	< 0.03	mg/kg	0.03	0.12	1	8260B		5/8/2024	CJR	1
SUR - Toluene-d8	105	Rec %			1	8260B		5/8/2024	CJR	1
SUR - 1,2-Dichloroethane-d4	104	Rec %			1	8260B		5/8/2024	CJR	1
SUR - 4-Bromofluorobenzene	102	Rec %			1	8260B		5/8/2024	CJR	1
SUR - Dibromofluoromethane	88	Rec %			1	8260B		5/8/2024	CJR	1

Project Name COMPLETE RECYCLING SOLUTIONS **Invoice #** E43913
Project # 999-1009-001-001

Lab Code 543913FF
Sample ID GP24-14 (5-7)
Sample Matrix Soil
Sample Date 4/30/2024

	Result	Unit	LOD	LOQ	Dil	Method	Ext Date	Run Date	Analyst	Code
General										
General										
Solids Percent	83.2	%			1	5021		5/3/2024	ZJW	1
Organic										
VOC's										
Benzene	< 0.025	mg/kg	0.025	0.1	1	8260B		5/8/2024	CJR	1
Bromobenzene	< 0.04	mg/kg	0.04	0.16	1	8260B		5/8/2024	CJR	1
Bromodichloromethane	< 0.046	mg/kg	0.046	0.19	1	8260B		5/8/2024	CJR	1
Bromoform	< 0.035	mg/kg	0.035	0.14	1	8260B		5/8/2024	CJR	1
tert-Butylbenzene	< 0.033	mg/kg	0.033	0.14	1	8260B		5/8/2024	CJR	1
sec-Butylbenzene	< 0.03	mg/kg	0.03	0.12	1	8260B		5/8/2024	CJR	1
n-Butylbenzene	< 0.029	mg/kg	0.029	0.12	1	8260B		5/8/2024	CJR	1
Carbon Tetrachloride	< 0.032	mg/kg	0.032	0.13	1	8260B		5/8/2024	CJR	1
Chlorobenzene	< 0.027	mg/kg	0.027	0.11	1	8260B		5/8/2024	CJR	1
Chloroethane	< 0.1	mg/kg	0.1	0.41	1	8260B		5/8/2024	CJR	1
Chloroform	< 0.032	mg/kg	0.032	0.13	1	8260B		5/8/2024	CJR	1
Chloromethane	< 0.064	mg/kg	0.064	0.26	1	8260B		5/8/2024	CJR	1
2-Chlorotoluene	< 0.034	mg/kg	0.034	0.14	1	8260B		5/8/2024	CJR	1
4-Chlorotoluene	< 0.031	mg/kg	0.031	0.13	1	8260B		5/8/2024	CJR	1
1,2-Dibromo-3-chloropropane	< 0.055	mg/kg	0.055	0.22	1	8260B		5/8/2024	CJR	1
Dibromochloromethane	< 0.038	mg/kg	0.038	0.16	1	8260B		5/8/2024	CJR	1
1,4-Dichlorobenzene	< 0.035	mg/kg	0.035	0.14	1	8260B		5/8/2024	CJR	1
1,3-Dichlorobenzene	< 0.036	mg/kg	0.036	0.15	1	8260B		5/8/2024	CJR	1
1,2-Dichlorobenzene	< 0.026	mg/kg	0.026	0.11	1	8260B		5/8/2024	CJR	1
Dichlorodifluoromethane	< 0.046	mg/kg	0.046	0.19	1	8260B		5/8/2024	CJR	1
1,2-Dichloroethane	< 0.042	mg/kg	0.042	0.17	1	8260B		5/8/2024	CJR	1
1,1-Dichloroethane	0.183	mg/kg	0.033	0.13	1	8260B		5/8/2024	CJR	1
1,1-Dichloroethene	< 0.049	mg/kg	0.049	0.2	1	8260B		5/8/2024	CJR	1
cis-1,2-Dichloroethene	0.157	mg/kg	0.027	0.11	1	8260B		5/8/2024	CJR	1
trans-1,2-Dichloroethene	< 0.03	mg/kg	0.03	0.12	1	8260B		5/8/2024	CJR	1
1,2-Dichloropropane	< 0.04	mg/kg	0.04	0.16	1	8260B		5/8/2024	CJR	1
1,3-Dichloropropane	< 0.031	mg/kg	0.031	0.13	1	8260B		5/8/2024	CJR	1
trans-1,3-Dichloropropene	< 0.027	mg/kg	0.027	0.11	1	8260B		5/8/2024	CJR	1
cis-1,3-Dichloropropene	< 0.035	mg/kg	0.035	0.14	1	8260B		5/8/2024	CJR	1
Di-isopropyl ether	< 0.028	mg/kg	0.028	0.11	1	8260B		5/8/2024	CJR	1
EDB (1,2-Dibromoethane)	< 0.025	mg/kg	0.025	0.1	1	8260B		5/8/2024	CJR	1
Ethylbenzene	< 0.023	mg/kg	0.023	0.096	1	8260B		5/8/2024	CJR	1
Hexachlorobutadiene	< 0.1	mg/kg	0.1	0.42	1	8260B		5/8/2024	CJR	1
Isopropylbenzene	< 0.035	mg/kg	0.035	0.14	1	8260B		5/8/2024	CJR	1
p-Isopropyltoluene	< 0.03	mg/kg	0.03	0.12	1	8260B		5/8/2024	CJR	1
Methylene chloride	< 0.1	mg/kg	0.1	0.42	1	8260B		5/8/2024	CJR	1
Methyl tert-butyl ether (MTBE)	< 0.036	mg/kg	0.036	0.15	1	8260B		5/8/2024	CJR	1
Naphthalene	< 0.12	mg/kg	0.12	0.38	1	8260B		5/8/2024	CJR	1
n-Propylbenzene	< 0.025	mg/kg	0.025	0.1	1	8260B		5/8/2024	CJR	1
1,1,2,2-Tetrachloroethane	< 0.03	mg/kg	0.03	0.12	1	8260B		5/8/2024	CJR	1
1,1,1,2-Tetrachloroethane	< 0.041	mg/kg	0.041	0.17	1	8260B		5/8/2024	CJR	1
Tetrachloroethene	1.09	mg/kg	0.039	0.16	1	8260B		5/8/2024	CJR	1
Toluene	< 0.031	mg/kg	0.031	0.13	1	8260B		5/8/2024	CJR	1
1,2,4-Trichlorobenzene	< 0.045	mg/kg	0.045	0.18	1	8260B		5/8/2024	CJR	1
1,2,3-Trichlorobenzene	< 0.18	mg/kg	0.18	0.56	1	8260B		5/8/2024	CJR	1
1,1,1-Trichloroethane	0.39	mg/kg	0.03	0.12	1	8260B		5/8/2024	CJR	1

Project Name COMPLETE RECYCLING SOLUTIONS **Invoice #** E43913
Project # 999-1009-001-001

Lab Code 543913FF
Sample ID GP24-14 (5-7)
Sample Matrix Soil
Sample Date 4/30/2024

	Result	Unit	LOD	LOQ	Dil	Method	Ext Date	Run Date	Analyst	Code
1,1,2-Trichloroethane	< 0.037	mg/kg	0.037	0.15	1	8260B		5/8/2024	CJR	1
Trichloroethene (TCE)	1.92	mg/kg	0.039	0.16	1	8260B		5/8/2024	CJR	1
Trichlorofluoromethane	< 0.066	mg/kg	0.066	0.27	1	8260B		5/8/2024	CJR	1
1,2,4-Trimethylbenzene	< 0.035	mg/kg	0.035	0.14	1	8260B		5/8/2024	CJR	1
1,3,5-Trimethylbenzene	< 0.031	mg/kg	0.031	0.13	1	8260B		5/8/2024	CJR	1
Vinyl Chloride	< 0.036	mg/kg	0.036	0.15	1	8260B		5/8/2024	CJR	1
m&p-Xylene	< 0.062	mg/kg	0.062	0.25	1	8260B		5/8/2024	CJR	1
o-Xylene	< 0.03	mg/kg	0.03	0.12	1	8260B		5/8/2024	CJR	1
SUR - 1,2-Dichloroethane-d4	97	Rec %			1	8260B		5/8/2024	CJR	1
SUR - 4-Bromofluorobenzene	96	Rec %			1	8260B		5/8/2024	CJR	1
SUR - Dibromofluoromethane	96	Rec %			1	8260B		5/8/2024	CJR	1
SUR - Toluene-d8	104	Rec %			1	8260B		5/8/2024	CJR	1

Project Name COMPLETE RECYCLING SOLUTIONS **Invoice #** E43913
Project # 999-1009-001-001

Lab Code 543913GG
Sample ID GP24-14 (8-10)
Sample Matrix Soil
Sample Date 4/30/2024

	Result	Unit	LOD	LOQ	Dil	Method	Ext Date	Run Date	Analyst	Code
General										
General										
Solids Percent	79.9	%			1	5021		5/3/2024	ZJW	1
Organic										
VOC's										
Benzene	< 0.25	mg/kg	0.25	1	10	8260B		5/9/2024	CJR	1
Bromobenzene	< 0.4	mg/kg	0.4	1.6	10	8260B		5/9/2024	CJR	1
Bromodichloromethane	< 0.46	mg/kg	0.46	1.9	10	8260B		5/9/2024	CJR	1
Bromoform	< 0.35	mg/kg	0.35	1.4	10	8260B		5/9/2024	CJR	1
tert-Butylbenzene	< 0.33	mg/kg	0.33	1.4	10	8260B		5/9/2024	CJR	1
sec-Butylbenzene	6.1	mg/kg	0.3	1.2	10	8260B		5/9/2024	CJR	1
n-Butylbenzene	11.2	mg/kg	0.29	1.2	10	8260B		5/9/2024	CJR	1
Carbon Tetrachloride	< 0.32	mg/kg	0.32	1.3	10	8260B		5/9/2024	CJR	1
Chlorobenzene	< 0.27	mg/kg	0.27	1.1	10	8260B		5/9/2024	CJR	1
Chloroethane	< 1	mg/kg	1	4.1	10	8260B		5/9/2024	CJR	1
Chloroform	< 0.32	mg/kg	0.32	1.3	10	8260B		5/9/2024	CJR	1
Chloromethane	< 0.64	mg/kg	0.64	2.6	10	8260B		5/9/2024	CJR	1
2-Chlorotoluene	< 0.34	mg/kg	0.34	1.4	10	8260B		5/9/2024	CJR	1
4-Chlorotoluene	< 0.31	mg/kg	0.31	1.3	10	8260B		5/9/2024	CJR	1
1,2-Dibromo-3-chloropropane	< 0.55	mg/kg	0.55	2.2	10	8260B		5/9/2024	CJR	1
Dibromochloromethane	< 0.38	mg/kg	0.38	1.6	10	8260B		5/9/2024	CJR	1
1,4-Dichlorobenzene	< 0.35	mg/kg	0.35	1.4	10	8260B		5/9/2024	CJR	1
1,3-Dichlorobenzene	< 0.36	mg/kg	0.36	1.5	10	8260B		5/9/2024	CJR	1
1,2-Dichlorobenzene	< 0.26	mg/kg	0.26	1.1	10	8260B		5/9/2024	CJR	1
Dichlorodifluoromethane	< 0.46	mg/kg	0.46	1.9	10	8260B		5/9/2024	CJR	1
1,2-Dichloroethane	< 0.42	mg/kg	0.42	1.7	10	8260B		5/9/2024	CJR	1
1,1-Dichloroethane	< 0.33	mg/kg	0.33	1.3	10	8260B		5/9/2024	CJR	1
1,1-Dichloroethene	< 0.49	mg/kg	0.49	2	10	8260B		5/9/2024	CJR	1
cis-1,2-Dichloroethene	< 0.27	mg/kg	0.27	1.1	10	8260B		5/9/2024	CJR	1
trans-1,2-Dichloroethene	< 0.3	mg/kg	0.3	1.2	10	8260B		5/9/2024	CJR	1
1,2-Dichloropropane	< 0.4	mg/kg	0.4	1.6	10	8260B		5/9/2024	CJR	1
1,3-Dichloropropane	< 0.31	mg/kg	0.31	1.3	10	8260B		5/9/2024	CJR	1
trans-1,3-Dichloropropene	< 0.27	mg/kg	0.27	1.1	10	8260B		5/9/2024	CJR	1
cis-1,3-Dichloropropene	< 0.35	mg/kg	0.35	1.4	10	8260B		5/9/2024	CJR	1
Di-isopropyl ether	< 0.28	mg/kg	0.28	1.1	10	8260B		5/9/2024	CJR	1
EDB (1,2-Dibromoethane)	< 0.25	mg/kg	0.25	1	10	8260B		5/9/2024	CJR	1
Ethylbenzene	< 0.23	mg/kg	0.23	0.96	10	8260B		5/9/2024	CJR	1
Hexachlorobutadiene	< 1	mg/kg	1	4.2	10	8260B		5/9/2024	CJR	1
Isopropylbenzene	1.23 "J"	mg/kg	0.35	1.4	10	8260B		5/9/2024	CJR	1
p-Isopropyltoluene	4.3	mg/kg	0.3	1.2	10	8260B		5/9/2024	CJR	1
Methylene chloride	< 1	mg/kg	1	4.2	10	8260B		5/9/2024	CJR	1
Methyl tert-butyl ether (MTBE)	< 0.36	mg/kg	0.36	1.5	10	8260B		5/9/2024	CJR	1
Naphthalene	< 1.2	mg/kg	1.2	3.8	10	8260B		5/9/2024	CJR	1
n-Propylbenzene	4.0	mg/kg	0.25	1	10	8260B		5/9/2024	CJR	1
1,1,2,2-Tetrachloroethane	< 0.3	mg/kg	0.3	1.2	10	8260B		5/9/2024	CJR	1
1,1,1,2-Tetrachloroethane	< 0.41	mg/kg	0.41	1.7	10	8260B		5/9/2024	CJR	1
Tetrachloroethene	< 0.39	mg/kg	0.39	1.6	10	8260B		5/9/2024	CJR	1
Toluene	< 0.31	mg/kg	0.31	1.3	10	8260B		5/9/2024	CJR	1
1,2,4-Trichlorobenzene	< 0.45	mg/kg	0.45	1.8	10	8260B		5/9/2024	CJR	1
1,2,3-Trichlorobenzene	< 1.8	mg/kg	1.8	5.6	10	8260B		5/9/2024	CJR	1
1,1,1-Trichloroethane	< 0.3	mg/kg	0.3	1.2	10	8260B		5/9/2024	CJR	1

Project Name COMPLETE RECYCLING SOLUTIONS **Invoice #** E43913
Project # 999-1009-001-001

Lab Code 543913GG
Sample ID GP24-14 (8-10)
Sample Matrix Soil
Sample Date 4/30/2024

	Result	Unit	LOD	LOQ	Dil	Method	Ext Date	Run Date	Analyst	Code
1,1,2-Trichloroethane	< 0.37	mg/kg	0.37	1.5	10	8260B		5/9/2024	CJR	1
Trichloroethene (TCE)	< 0.39	mg/kg	0.39	1.6	10	8260B		5/9/2024	CJR	1
Trichlorofluoromethane	< 0.66	mg/kg	0.66	2.7	10	8260B		5/9/2024	CJR	1
1,2,4-Trimethylbenzene	13.5	mg/kg	0.35	1.4	10	8260B		5/9/2024	CJR	1
1,3,5-Trimethylbenzene	< 0.31	mg/kg	0.31	1.3	10	8260B		5/9/2024	CJR	1
Vinyl Chloride	< 0.36	mg/kg	0.36	1.5	10	8260B		5/9/2024	CJR	1
m&p-Xylene	< 0.62	mg/kg	0.62	2.5	10	8260B		5/9/2024	CJR	1
o-Xylene	< 0.3	mg/kg	0.3	1.2	10	8260B		5/9/2024	CJR	1
SUR - 1,2-Dichloroethane-d4	102	Rec %			10	8260B		5/9/2024	CJR	1
SUR - 4-Bromofluorobenzene	105	Rec %			10	8260B		5/9/2024	CJR	1
SUR - Dibromofluoromethane	94	Rec %			10	8260B		5/9/2024	CJR	1
SUR - Toluene-d8	99	Rec %			10	8260B		5/9/2024	CJR	1

Project Name COMPLETE RECYCLING SOLUTIONS **Invoice #** E43913
Project # 999-1009-001-001

Lab Code 543913HH
Sample ID GP24-15 (2-4)
Sample Matrix Soil
Sample Date 4/30/2024

	Result	Unit	LOD	LOQ	Dil	Method	Ext Date	Run Date	Analyst	Code
General										
General										
Solids Percent	94.2	%			1	5021		5/3/2024	ZJW	1
Organic										
VOC's										
Benzene	< 0.025	mg/kg	0.025	0.1	1	8260B		5/8/2024	CJR	1
Bromobenzene	< 0.04	mg/kg	0.04	0.16	1	8260B		5/8/2024	CJR	1
Bromodichloromethane	< 0.046	mg/kg	0.046	0.19	1	8260B		5/8/2024	CJR	1
Bromoform	< 0.035	mg/kg	0.035	0.14	1	8260B		5/8/2024	CJR	1
tert-Butylbenzene	< 0.033	mg/kg	0.033	0.14	1	8260B		5/8/2024	CJR	1
sec-Butylbenzene	< 0.03	mg/kg	0.03	0.12	1	8260B		5/8/2024	CJR	1
n-Butylbenzene	< 0.029	mg/kg	0.029	0.12	1	8260B		5/8/2024	CJR	1
Carbon Tetrachloride	< 0.032	mg/kg	0.032	0.13	1	8260B		5/8/2024	CJR	1
Chlorobenzene	< 0.027	mg/kg	0.027	0.11	1	8260B		5/8/2024	CJR	1
Chloroethane	< 0.1	mg/kg	0.1	0.41	1	8260B		5/8/2024	CJR	1
Chloroform	< 0.032	mg/kg	0.032	0.13	1	8260B		5/8/2024	CJR	1
Chloromethane	< 0.064	mg/kg	0.064	0.26	1	8260B		5/8/2024	CJR	1
2-Chlorotoluene	< 0.034	mg/kg	0.034	0.14	1	8260B		5/8/2024	CJR	1
4-Chlorotoluene	< 0.031	mg/kg	0.031	0.13	1	8260B		5/8/2024	CJR	1
1,2-Dibromo-3-chloropropane	< 0.055	mg/kg	0.055	0.22	1	8260B		5/8/2024	CJR	1
Dibromochloromethane	< 0.038	mg/kg	0.038	0.16	1	8260B		5/8/2024	CJR	1
1,4-Dichlorobenzene	< 0.035	mg/kg	0.035	0.14	1	8260B		5/8/2024	CJR	1
1,3-Dichlorobenzene	< 0.036	mg/kg	0.036	0.15	1	8260B		5/8/2024	CJR	1
1,2-Dichlorobenzene	< 0.026	mg/kg	0.026	0.11	1	8260B		5/8/2024	CJR	1
Dichlorodifluoromethane	< 0.046	mg/kg	0.046	0.19	1	8260B		5/8/2024	CJR	1
1,2-Dichloroethane	< 0.042	mg/kg	0.042	0.17	1	8260B		5/8/2024	CJR	1
1,1-Dichloroethane	< 0.033	mg/kg	0.033	0.13	1	8260B		5/8/2024	CJR	1
1,1-Dichloroethene	< 0.049	mg/kg	0.049	0.2	1	8260B		5/8/2024	CJR	1
cis-1,2-Dichloroethene	< 0.027	mg/kg	0.027	0.11	1	8260B		5/8/2024	CJR	1
trans-1,2-Dichloroethene	< 0.03	mg/kg	0.03	0.12	1	8260B		5/8/2024	CJR	1
1,2-Dichloropropane	< 0.04	mg/kg	0.04	0.16	1	8260B		5/8/2024	CJR	1
1,3-Dichloropropane	< 0.031	mg/kg	0.031	0.13	1	8260B		5/8/2024	CJR	1
trans-1,3-Dichloropropene	< 0.027	mg/kg	0.027	0.11	1	8260B		5/8/2024	CJR	1
cis-1,3-Dichloropropene	< 0.035	mg/kg	0.035	0.14	1	8260B		5/8/2024	CJR	1
Di-isopropyl ether	< 0.028	mg/kg	0.028	0.11	1	8260B		5/8/2024	CJR	1
EDB (1,2-Dibromoethane)	< 0.025	mg/kg	0.025	0.1	1	8260B		5/8/2024	CJR	1
Ethylbenzene	< 0.023	mg/kg	0.023	0.096	1	8260B		5/8/2024	CJR	1
Hexachlorobutadiene	< 0.1	mg/kg	0.1	0.42	1	8260B		5/8/2024	CJR	1
Isopropylbenzene	< 0.035	mg/kg	0.035	0.14	1	8260B		5/8/2024	CJR	1
p-Isopropyltoluene	< 0.03	mg/kg	0.03	0.12	1	8260B		5/8/2024	CJR	1
Methylene chloride	< 0.1	mg/kg	0.1	0.42	1	8260B		5/8/2024	CJR	1
Methyl tert-butyl ether (MTBE)	< 0.036	mg/kg	0.036	0.15	1	8260B		5/8/2024	CJR	1
Naphthalene	< 0.12	mg/kg	0.12	0.38	1	8260B		5/8/2024	CJR	1
n-Propylbenzene	< 0.025	mg/kg	0.025	0.1	1	8260B		5/8/2024	CJR	1
1,1,2,2-Tetrachloroethane	< 0.03	mg/kg	0.03	0.12	1	8260B		5/8/2024	CJR	1
1,1,1,2-Tetrachloroethane	< 0.041	mg/kg	0.041	0.17	1	8260B		5/8/2024	CJR	1
Tetrachloroethene	< 0.039	mg/kg	0.039	0.16	1	8260B		5/8/2024	CJR	1
Toluene	< 0.031	mg/kg	0.031	0.13	1	8260B		5/8/2024	CJR	1
1,2,4-Trichlorobenzene	< 0.045	mg/kg	0.045	0.18	1	8260B		5/8/2024	CJR	1
1,2,3-Trichlorobenzene	< 0.18	mg/kg	0.18	0.56	1	8260B		5/8/2024	CJR	1
1,1,1-Trichloroethane	0.033 "J"	mg/kg	0.03	0.12	1	8260B		5/8/2024	CJR	1

Project Name COMPLETE RECYCLING SOLUTIONS **Invoice #** E43913
Project # 999-1009-001-001

Lab Code 543913HH
Sample ID GP24-15 (2-4)
Sample Matrix Soil
Sample Date 4/30/2024

	Result	Unit	LOD	LOQ	Dil	Method	Ext Date	Run Date	Analyst	Code
1,1,2-Trichloroethane	< 0.037	mg/kg	0.037	0.15	1	8260B		5/8/2024	CJR	1
Trichloroethene (TCE)	0.139 "J"	mg/kg	0.039	0.16	1	8260B		5/8/2024	CJR	1
Trichlorofluoromethane	< 0.066	mg/kg	0.066	0.27	1	8260B		5/8/2024	CJR	1
1,2,4-Trimethylbenzene	< 0.035	mg/kg	0.035	0.14	1	8260B		5/8/2024	CJR	1
1,3,5-Trimethylbenzene	< 0.031	mg/kg	0.031	0.13	1	8260B		5/8/2024	CJR	1
Vinyl Chloride	< 0.036	mg/kg	0.036	0.15	1	8260B		5/8/2024	CJR	1
m&p-Xylene	< 0.062	mg/kg	0.062	0.25	1	8260B		5/8/2024	CJR	1
o-Xylene	< 0.03	mg/kg	0.03	0.12	1	8260B		5/8/2024	CJR	1
SUR - 1,2-Dichloroethane-d4	98	Rec %			1	8260B		5/8/2024	CJR	1
SUR - 4-Bromofluorobenzene	93	Rec %			1	8260B		5/8/2024	CJR	1
SUR - Dibromofluoromethane	97	Rec %			1	8260B		5/8/2024	CJR	1
SUR - Toluene-d8	105	Rec %			1	8260B		5/8/2024	CJR	1

Project Name COMPLETE RECYCLING SOLUTIONS **Invoice #** E43913
Project # 999-1009-001-001

Lab Code 543913II
Sample ID GP24-15 (9-11)
Sample Matrix Soil
Sample Date 4/30/2024

	Result	Unit	LOD	LOQ	Dil	Method	Ext Date	Run Date	Analyst	Code
General										
General										
Solids Percent	88.0	%			1	5021		5/3/2024	ZJW	1
Organic										
VOC's										
Benzene	< 0.025	mg/kg	0.025	0.1	1	8260B		5/8/2024	CJR	1
Bromobenzene	< 0.04	mg/kg	0.04	0.16	1	8260B		5/8/2024	CJR	1
Bromodichloromethane	< 0.046	mg/kg	0.046	0.19	1	8260B		5/8/2024	CJR	1
Bromoform	< 0.035	mg/kg	0.035	0.14	1	8260B		5/8/2024	CJR	1
tert-Butylbenzene	< 0.033	mg/kg	0.033	0.14	1	8260B		5/8/2024	CJR	1
sec-Butylbenzene	< 0.03	mg/kg	0.03	0.12	1	8260B		5/8/2024	CJR	1
n-Butylbenzene	< 0.029	mg/kg	0.029	0.12	1	8260B		5/8/2024	CJR	1
Carbon Tetrachloride	< 0.032	mg/kg	0.032	0.13	1	8260B		5/8/2024	CJR	1
Chlorobenzene	< 0.027	mg/kg	0.027	0.11	1	8260B		5/8/2024	CJR	1
Chloroethane	< 0.1	mg/kg	0.1	0.41	1	8260B		5/8/2024	CJR	1
Chloroform	< 0.032	mg/kg	0.032	0.13	1	8260B		5/8/2024	CJR	1
Chloromethane	< 0.064	mg/kg	0.064	0.26	1	8260B		5/8/2024	CJR	1
2-Chlorotoluene	< 0.034	mg/kg	0.034	0.14	1	8260B		5/8/2024	CJR	1
4-Chlorotoluene	< 0.031	mg/kg	0.031	0.13	1	8260B		5/8/2024	CJR	1
1,2-Dibromo-3-chloropropane	< 0.055	mg/kg	0.055	0.22	1	8260B		5/8/2024	CJR	1
Dibromochloromethane	< 0.038	mg/kg	0.038	0.16	1	8260B		5/8/2024	CJR	1
1,4-Dichlorobenzene	< 0.035	mg/kg	0.035	0.14	1	8260B		5/8/2024	CJR	1
1,3-Dichlorobenzene	< 0.036	mg/kg	0.036	0.15	1	8260B		5/8/2024	CJR	1
1,2-Dichlorobenzene	< 0.026	mg/kg	0.026	0.11	1	8260B		5/8/2024	CJR	1
Dichlorodifluoromethane	< 0.046	mg/kg	0.046	0.19	1	8260B		5/8/2024	CJR	1
1,2-Dichloroethane	< 0.042	mg/kg	0.042	0.17	1	8260B		5/8/2024	CJR	1
1,1-Dichloroethane	< 0.033	mg/kg	0.033	0.13	1	8260B		5/8/2024	CJR	1
1,1-Dichloroethene	< 0.049	mg/kg	0.049	0.2	1	8260B		5/8/2024	CJR	1
cis-1,2-Dichloroethene	< 0.027	mg/kg	0.027	0.11	1	8260B		5/8/2024	CJR	1
trans-1,2-Dichloroethene	< 0.03	mg/kg	0.03	0.12	1	8260B		5/8/2024	CJR	1
1,2-Dichloropropane	< 0.04	mg/kg	0.04	0.16	1	8260B		5/8/2024	CJR	1
1,3-Dichloropropane	< 0.031	mg/kg	0.031	0.13	1	8260B		5/8/2024	CJR	1
trans-1,3-Dichloropropene	< 0.027	mg/kg	0.027	0.11	1	8260B		5/8/2024	CJR	1
cis-1,3-Dichloropropene	< 0.035	mg/kg	0.035	0.14	1	8260B		5/8/2024	CJR	1
Di-isopropyl ether	< 0.028	mg/kg	0.028	0.11	1	8260B		5/8/2024	CJR	1
EDB (1,2-Dibromoethane)	< 0.025	mg/kg	0.025	0.1	1	8260B		5/8/2024	CJR	1
Ethylbenzene	< 0.023	mg/kg	0.023	0.096	1	8260B		5/8/2024	CJR	1
Hexachlorobutadiene	< 0.1	mg/kg	0.1	0.42	1	8260B		5/8/2024	CJR	1
Isopropylbenzene	< 0.035	mg/kg	0.035	0.14	1	8260B		5/8/2024	CJR	1
p-Isopropyltoluene	< 0.03	mg/kg	0.03	0.12	1	8260B		5/8/2024	CJR	1
Methylene chloride	< 0.1	mg/kg	0.1	0.42	1	8260B		5/8/2024	CJR	1
Methyl tert-butyl ether (MTBE)	< 0.036	mg/kg	0.036	0.15	1	8260B		5/8/2024	CJR	1
Naphthalene	< 0.12	mg/kg	0.12	0.38	1	8260B		5/8/2024	CJR	1
n-Propylbenzene	< 0.025	mg/kg	0.025	0.1	1	8260B		5/8/2024	CJR	1
1,1,2,2-Tetrachloroethane	< 0.03	mg/kg	0.03	0.12	1	8260B		5/8/2024	CJR	1
1,1,1,2-Tetrachloroethane	< 0.041	mg/kg	0.041	0.17	1	8260B		5/8/2024	CJR	1
Tetrachloroethene	0.069 "J"	mg/kg	0.039	0.16	1	8260B		5/8/2024	CJR	1
Toluene	< 0.031	mg/kg	0.031	0.13	1	8260B		5/8/2024	CJR	1
1,2,4-Trichlorobenzene	< 0.045	mg/kg	0.045	0.18	1	8260B		5/8/2024	CJR	1
1,2,3-Trichlorobenzene	< 0.18	mg/kg	0.18	0.56	1	8260B		5/8/2024	CJR	1
1,1,1-Trichloroethane	< 0.03	mg/kg	0.03	0.12	1	8260B		5/8/2024	CJR	1

Project Name COMPLETE RECYCLING SOLUTIONS **Invoice #** E43913
Project # 999-1009-001-001

Lab Code 543913II
Sample ID GP24-15 (9-11)
Sample Matrix Soil
Sample Date 4/30/2024

	Result	Unit	LOD	LOQ	Dil	Method	Ext Date	Run Date	Analyst	Code
1,1,2-Trichloroethane	< 0.037	mg/kg	0.037	0.15	1	8260B		5/8/2024	CJR	1
Trichloroethene (TCE)	0.264	mg/kg	0.039	0.16	1	8260B		5/8/2024	CJR	1
Trichlorofluoromethane	< 0.066	mg/kg	0.066	0.27	1	8260B		5/8/2024	CJR	1
1,2,4-Trimethylbenzene	< 0.035	mg/kg	0.035	0.14	1	8260B		5/8/2024	CJR	1
1,3,5-Trimethylbenzene	< 0.031	mg/kg	0.031	0.13	1	8260B		5/8/2024	CJR	1
Vinyl Chloride	< 0.036	mg/kg	0.036	0.15	1	8260B		5/8/2024	CJR	1
m&p-Xylene	< 0.062	mg/kg	0.062	0.25	1	8260B		5/8/2024	CJR	1
o-Xylene	< 0.03	mg/kg	0.03	0.12	1	8260B		5/8/2024	CJR	1
SUR - 1,2-Dichloroethane-d4	92	Rec %			1	8260B		5/8/2024	CJR	1
SUR - Toluene-d8	100	Rec %			1	8260B		5/8/2024	CJR	1
SUR - Dibromofluoromethane	87	Rec %			1	8260B		5/8/2024	CJR	1
SUR - 4-Bromofluorobenzene	98	Rec %			1	8260B		5/8/2024	CJR	1

Project Name COMPLETE RECYCLING SOLUTIONS **Invoice #** E43913
Project # 999-1009-001-001

Lab Code 543913JJ
Sample ID GP24-15 (23-25)
Sample Matrix Soil
Sample Date 4/30/2024

	Result	Unit	LOD	LOQ	Dil	Method	Ext Date	Run Date	Analyst	Code
General										
General										
Solids Percent	89.1	%			1	5021		5/3/2024	ZJW	1
Organic										
VOC's										
Benzene	< 0.025	mg/kg	0.025	0.1	1	8260B		5/8/2024	CJR	1
Bromobenzene	< 0.04	mg/kg	0.04	0.16	1	8260B		5/8/2024	CJR	1
Bromodichloromethane	< 0.046	mg/kg	0.046	0.19	1	8260B		5/8/2024	CJR	1
Bromoform	< 0.035	mg/kg	0.035	0.14	1	8260B		5/8/2024	CJR	1
tert-Butylbenzene	< 0.033	mg/kg	0.033	0.14	1	8260B		5/8/2024	CJR	1
sec-Butylbenzene	< 0.03	mg/kg	0.03	0.12	1	8260B		5/8/2024	CJR	1
n-Butylbenzene	< 0.029	mg/kg	0.029	0.12	1	8260B		5/8/2024	CJR	1
Carbon Tetrachloride	< 0.032	mg/kg	0.032	0.13	1	8260B		5/8/2024	CJR	1
Chlorobenzene	< 0.027	mg/kg	0.027	0.11	1	8260B		5/8/2024	CJR	1
Chloroethane	< 0.1	mg/kg	0.1	0.41	1	8260B		5/8/2024	CJR	1
Chloroform	< 0.032	mg/kg	0.032	0.13	1	8260B		5/8/2024	CJR	1
Chloromethane	< 0.064	mg/kg	0.064	0.26	1	8260B		5/8/2024	CJR	1
2-Chlorotoluene	< 0.034	mg/kg	0.034	0.14	1	8260B		5/8/2024	CJR	1
4-Chlorotoluene	< 0.031	mg/kg	0.031	0.13	1	8260B		5/8/2024	CJR	1
1,2-Dibromo-3-chloropropane	< 0.055	mg/kg	0.055	0.22	1	8260B		5/8/2024	CJR	1
Dibromochloromethane	< 0.038	mg/kg	0.038	0.16	1	8260B		5/8/2024	CJR	1
1,4-Dichlorobenzene	< 0.035	mg/kg	0.035	0.14	1	8260B		5/8/2024	CJR	1
1,3-Dichlorobenzene	< 0.036	mg/kg	0.036	0.15	1	8260B		5/8/2024	CJR	1
1,2-Dichlorobenzene	< 0.026	mg/kg	0.026	0.11	1	8260B		5/8/2024	CJR	1
Dichlorodifluoromethane	< 0.046	mg/kg	0.046	0.19	1	8260B		5/8/2024	CJR	1
1,2-Dichloroethane	< 0.042	mg/kg	0.042	0.17	1	8260B		5/8/2024	CJR	1
1,1-Dichloroethane	0.058 "J"	mg/kg	0.033	0.13	1	8260B		5/8/2024	CJR	1
1,1-Dichloroethene	< 0.049	mg/kg	0.049	0.2	1	8260B		5/8/2024	CJR	1
cis-1,2-Dichloroethene	1.61	mg/kg	0.027	0.11	1	8260B		5/8/2024	CJR	1
trans-1,2-Dichloroethene	0.81	mg/kg	0.03	0.12	1	8260B		5/8/2024	CJR	1
1,2-Dichloropropane	< 0.04	mg/kg	0.04	0.16	1	8260B		5/8/2024	CJR	1
1,3-Dichloropropane	< 0.031	mg/kg	0.031	0.13	1	8260B		5/8/2024	CJR	1
trans-1,3-Dichloropropene	< 0.027	mg/kg	0.027	0.11	1	8260B		5/8/2024	CJR	1
cis-1,3-Dichloropropene	< 0.035	mg/kg	0.035	0.14	1	8260B		5/8/2024	CJR	1
Di-isopropyl ether	< 0.028	mg/kg	0.028	0.11	1	8260B		5/8/2024	CJR	1
EDB (1,2-Dibromoethane)	< 0.025	mg/kg	0.025	0.1	1	8260B		5/8/2024	CJR	1
Ethylbenzene	< 0.023	mg/kg	0.023	0.096	1	8260B		5/8/2024	CJR	1
Hexachlorobutadiene	< 0.1	mg/kg	0.1	0.42	1	8260B		5/8/2024	CJR	1
Isopropylbenzene	< 0.035	mg/kg	0.035	0.14	1	8260B		5/8/2024	CJR	1
p-Isopropyltoluene	< 0.03	mg/kg	0.03	0.12	1	8260B		5/8/2024	CJR	1
Methylene chloride	< 0.1	mg/kg	0.1	0.42	1	8260B		5/8/2024	CJR	1
Methyl tert-butyl ether (MTBE)	< 0.036	mg/kg	0.036	0.15	1	8260B		5/8/2024	CJR	1
Naphthalene	< 0.12	mg/kg	0.12	0.38	1	8260B		5/8/2024	CJR	1
n-Propylbenzene	< 0.025	mg/kg	0.025	0.1	1	8260B		5/8/2024	CJR	1
1,1,2,2-Tetrachloroethane	< 0.03	mg/kg	0.03	0.12	1	8260B		5/8/2024	CJR	1
1,1,1,2-Tetrachloroethane	< 0.041	mg/kg	0.041	0.17	1	8260B		5/8/2024	CJR	1
Tetrachloroethene	< 0.039	mg/kg	0.039	0.16	1	8260B		5/8/2024	CJR	1
Toluene	< 0.031	mg/kg	0.031	0.13	1	8260B		5/8/2024	CJR	1
1,2,4-Trichlorobenzene	< 0.045	mg/kg	0.045	0.18	1	8260B		5/8/2024	CJR	1
1,2,3-Trichlorobenzene	< 0.18	mg/kg	0.18	0.56	1	8260B		5/8/2024	CJR	1
1,1,1-Trichloroethane	< 0.03	mg/kg	0.03	0.12	1	8260B		5/8/2024	CJR	1

Project Name COMPLETE RECYCLING SOLUTIONS **Invoice #** E43913
Project # 999-1009-001-001

Lab Code 543913JJ
Sample ID GP24-15 (23-25)
Sample Matrix Soil
Sample Date 4/30/2024

	Result	Unit	LOD	LOQ	Dil	Method	Ext Date	Run Date	Analyst	Code
1,1,2-Trichloroethane	< 0.037	mg/kg	0.037	0.15	1	8260B		5/8/2024	CJR	1
Trichloroethene (TCE)	2.64	mg/kg	0.039	0.16	1	8260B		5/8/2024	CJR	1
Trichlorofluoromethane	< 0.066	mg/kg	0.066	0.27	1	8260B		5/8/2024	CJR	1
1,2,4-Trimethylbenzene	< 0.035	mg/kg	0.035	0.14	1	8260B		5/8/2024	CJR	1
1,3,5-Trimethylbenzene	< 0.031	mg/kg	0.031	0.13	1	8260B		5/8/2024	CJR	1
Vinyl Chloride	< 0.036	mg/kg	0.036	0.15	1	8260B		5/8/2024	CJR	1
m&p-Xylene	< 0.062	mg/kg	0.062	0.25	1	8260B		5/8/2024	CJR	1
o-Xylene	< 0.03	mg/kg	0.03	0.12	1	8260B		5/8/2024	CJR	1
SUR - Toluene-d8	104	Rec %			1	8260B		5/8/2024	CJR	1
SUR - 1,2-Dichloroethane-d4	104	Rec %			1	8260B		5/8/2024	CJR	1
SUR - 4-Bromofluorobenzene	96	Rec %			1	8260B		5/8/2024	CJR	1
SUR - Dibromofluoromethane	94	Rec %			1	8260B		5/8/2024	CJR	1

"J" Flag: Analyte detected between LOD and LOQ LOD Limit of Detection LOQ Limit of Quantitation

Code	*Comment*
1	Laboratory QC within limits.

All solid sample results reported on a dry weight basis unless otherwise indicated. All LOD's and LOQ's are adjusted for dilutions but not dry weight. Subcontracted results are denoted by SUB in the analyst field.

Authorized Signature

CHAIN OF STODY RECORD

Synergy Environmental Lab, LLC

www.synergy-lab.net
1990 Prospect Ct. • Appleton, WI 54914
920-830-2455 • mrsynergy@wi.twcbc.com

Chain # 52870

Page 1 of 3

Sample Handling Request

___ Rush Analysis Date Required: ___
(Rushes accepted only with prior authorization)
X Normal Turn Around

Lab I.D. #

QUOTE # :

Project #: 999-1009-001-001

Sampler: (signature)

Project (Name / Location): Complete Recycling Solutions / St. Francis, WI

Reports To:	Kurt McClung / Ryan Johnson	Invoice To:	
Company	Endpoint Solutions	Company	
Address	6871 S Lovers Lane	Address	SAME
City State Zip	Franklin, WI	City State Zip	
Phone		Phone	
Email	Kurt@EndpointCorporation.com	Email	

Lab I.D.	Sample I.D.	Collection Date	Collection Time	Filtered Y/N	No. of Containers	Sample Type (Matrix)*	Preservation	DRO (Mod DRO Sep 95)	GRO (Mod GRO Sep 95)	LEAD	NITRATE/NITRITE	OIL & GREASE	PAH (EPA 8270)	PCB	PVOC (EPA 8021)	PVOC + NAPHTHALENE	SULFATE	TOTAL SUSPENDED SOLIDS	VOC DW (EPA 524.2)	VOC (EPA 8260)	VOC AIR (TO - 15)	8-RCRA METALS							PID/ FID
5043913 A	GP24-1 (1-3)	4/30/24	925	N	2	Soil	MeOH/none													X									
B	GP24-1 (5-7)		935																	X									
C	GP24-1 (13-15)		940																	X									
D	GP24-2 (1-3)		955																	X									
E	GP24-2 (6-8)		1000																	X									
F	GP24-2 (11-13)		1010																	X									
G	GP24-3 (2-4)		1025																	X									
H	GP24-3 (8-10)		1030																	X									
I	GP24-4 (2-4)		1055																	X									
J	GP24-4 (8-10)		1100																	X									
K	GP24-5 (1-3)		1130																	X									
L	GP24-5 (5-7)		1135																	X									

Comments/Special Instructions (*Specify groundwater "GW", Drinking Water "DW", Waste Water "WW", Soil "S", Air "A", Oil, Sludge, etc.)

Sample Integrity - To be completed by receiving lab.

Method of Shipment: CS

Temp. of Temp. Blank: ___ °C On Ice: X

Cooler seal intact upon receipt: X Yes ___ No

Relinquished By: (sign)	Time	Date	Received By: (sign)	Time	Date

Received in Laboratory By: [signature] Time: 730 Date: 5/2/24

CHAIN OF CUSTODY RECORD

Synergy Environmental Lab, LLC

www.synergy-lab.net
1990 Prospect Ct. • Appleton, WI 54914
920-830-2455 • mrsynergy@wi.twcbc.com

Chain # 52871

Page 2 of 3

Lab I.D. #	
QUOTE # :	
Project #:	
Sampler: (signature)	
Project (Name / Location):	
Reports To:	Invoice To:
Company	Company
Address	Address
City State Zip	City State Zip
Phone	Phone
Email	Email

SAME as Page 1

Sample Handling Request

____ Rush Analysis Date Required: _____
(Rushes accepted only with prior authorization)
X Normal Turn Around

Analysis Requested / **Other Analysis**

Lab I.D.	Sample I.D.	Collection Date	Collection Time	Filtered Y/N	No. of Containers	Sample Type (Matrix)*	Preservation	DRO (Mod DRO Sep 95)	GRO (Mod GRO Sep 95)	LEAD	NITRATE/NITRITE	OIL & GREASE	PAH (EPA 8270)	PCB	PVOC (EPA 8021)	PVOC + NAPHTHALENE	SULFATE	TOTAL SUSPENDED SOLIDS	VOC DW (EPA 524.2)	VOC (EPA 8260)	VOC AIR (TO - 15)	8-RCRA METALS						PID/ FID
504393 M	GP24-6(2-4)	4/30/24	1220	N	2	Soil	MEOH/NONE													X								
N	GP24-6(5-7)	↓	1225	↓	↓	↓	↓													X								
O	GP24-7(2-4)	↓	1250	↓	↓	↓	↓													X								
P	GP24-7(5-7)	↓	1255	↓	↓	↓	↓													X								
Q	GP24-8(1-3)	↓	1315	↓	↓	↓	↓													X								
R	GP24-8(5-7)	↓	1320	↓	↓	↓	↓													X								
S	GP24-9(1-3)	↓	1330	↓	↓	↓	↓													X								
T	GP24-9(5-7)	↓	1335	↓	↓	↓	↓													X								
U	GP24-10(1-3)	↓	1350	↓	↓	↓	↓													X								
V	GP24-10(5-7)	↓	1355	↓	↓	↓	↓													X								
W	GP24-11(1-3)	↓	1410	↓	↓	↓	↓													X								
X	GP24-11(5-7)	↓	1415	↓	↓	↓	↓													X								

Comments/Special Instructions (*Specify groundwater "GW", Drinking Water "DW", Waste Water "WW", Soil "S", Air "A", Oil, Sludge, etc.)

Sample Integrity - To be completed by receiving lab.

Method of Shipment: CS

Temp. of Temp. Blank: ____ °C On Ice: X

Cooler seal intact upon receipt: X Yes ____ No

Relinquished By: (sign)	Time	Date	Received By: (sign)	Time	Date

Received in Laboratory By: [signature] Time: 730 Date: 5/2/24

CHAIN OF STODY RECORD

Synergy Environmental Lab, LLC

www.synergy-lab.net
1990 Prospect Ct. • Appleton, WI 54914
920-830-2455 • mrsynergy@wi.twcbc.com

Chain # 52872

Page 3 of 3

Sample Handling Request

____ Rush Analysis Date Required: _____
(Rushes accepted only with prior authorization)
X Normal Turn Around

Lab I.D. #

QUOTE # :

Project #:

Sampler: (signature)

Project (Name / Location):

Reports To:	Invoice To:
Company SAME	Company GS
Address	Address
City State Zip Page 1	City State Zip
Phone	Phone
Email	Email

Analysis Requested / **Other Analysis**

Lab I.D.	Sample I.D.	Collection Date	Collection Time	Filtered Y/N	No. of Containers	Sample Type (Matrix)*	Preservation	DRO (Mod DRO Sep 95)	GRO (Mod GRO Sep 95)	LEAD	NITRATE/NITRITE	OIL & GREASE	PAH (EPA 8270)	PCB	PVOC (EPA 8021)	PVOC + NAPHTHALENE	SULFATE	TOTAL SUSPENDED SOLIDS	VOC DW (EPA 524.2)	VOC (EPA 8260)	VOC AIR (TO - 15)	8-RCRA METALS						PID/ FID
5043913 Y	GP24-11(15-17)	4/30/24	1420	N	2	Soil	MEOH/NaHC													X								
Z	GP24-12(1-3)		1450																	X								
5043913 AA	GP24-12(6-8)		1455																	X								
BB	GP24-12(26-28)		1515																	X								
CC	GP24-13(1-3)	5/1/24	1035																	X								
DD	GP24-13(6-8)		1040																	X								
EE	GP24-14(1-3)		1050																	X								
FF	GP24-14(5-7)		1055																	X								
GG	GP24-14(8-10)		1100																	X								
HH	GP24-15(2-4)		1120																	X								
II	GP24-15(9-11)		1125																	X								
JJ	~~GP~~ GP24-15(23-25)		1135																	X								

Comments/Special Instructions (*Specify groundwater "GW", Drinking Water "DW", Waste Water "WW", Soil "S", Air "A", Oil, Sludge, etc.)

Sample Integrity - To be completed by receiving lab.

Method of Shipment: CS

Temp. of Temp. Blank: ____ °C On Ice: X

Cooler seal intact upon receipt: X Yes ____ No

Relinquished By: (sign)	Time	Date	Received By: (sign)	Time	Date

Received in Laboratory By: [signature] Time: 730 Date: 5/2/24

APPENDIX D

GROUNDWATER SAMPLING LABORATORY ANALYTICAL REPORT

Synergy Environmental Lab, LLC.

1990 Prospect Ct., Appleton, WI 54914 *P 920-830-2455 * F 920-733-0631

RYAN JOHNSON
ENDPOINT SOLUTIONS
6871 SOUTH LOVER'S LANE
FRANKLIN, WI 53132

Report Date *06-Jun-24*

Project Name COMPLETE RECYCLING **Invoice #** E44029
Project # 999-1009-001

Lab Code 5044029A
Sample ID KMW-2
Sample Matrix Water
Sample Date 5/28/2024

	Result	Unit	LOD	LOQ	Dil	Method	Ext Date	Run Date	Analyst	Code
Organic										
VOC's										
Benzene	< 0.3	ug/l	0.3	1.25	1	8260B		5/31/2024	CJR	1
Bromobenzene	< 0.34	ug/l	0.34	1.4	1	8260B		5/31/2024	CJR	1
Bromodichloromethane	< 0.36	ug/l	0.36	1.47	1	8260B		5/31/2024	CJR	1
Bromoform	< 0.42	ug/l	0.42	1.72	1	8260B		5/31/2024	CJR	1
tert-Butylbenzene	< 0.37	ug/l	0.37	1.49	1	8260B		5/31/2024	CJR	1
sec-Butylbenzene	< 0.33	ug/l	0.33	1.34	1	8260B		5/31/2024	CJR	1
n-Butylbenzene	< 0.71	ug/l	0.71	2.9	1	8260B		5/31/2024	CJR	1
Carbon Tetrachloride	< 0.34	ug/l	0.34	1.39	1	8260B		5/31/2024	CJR	1
Chlorobenzene	< 0.29	ug/l	0.29	1.19	1	8260B		5/31/2024	CJR	1
Chloroethane	< 0.62	ug/l	0.62	2.54	1	8260B		5/31/2024	CJR	1
Chloroform	< 0.33	ug/l	0.33	1.33	1	8260B		5/31/2024	CJR	1
Chloromethane	< 0.74	ug/l	0.74	3.03	1	8260B		5/31/2024	CJR	1
2-Chlorotoluene	< 0.34	ug/l	0.34	1.37	1	8260B		5/31/2024	CJR	1
4-Chlorotoluene	< 0.4	ug/l	0.4	1.63	1	8260B		5/31/2024	CJR	1
1,2-Dibromo-3-chloropropane	< 0.74	ug/l	0.74	3.01	1	8260B		5/31/2024	CJR	1
Dibromochloromethane	< 0.36	ug/l	0.36	1.46	1	8260B		5/31/2024	CJR	1
1,4-Dichlorobenzene	< 0.49	ug/l	0.49	2.01	1	8260B		5/31/2024	CJR	1
1,3-Dichlorobenzene	< 0.35	ug/l	0.35	1.44	1	8260B		5/31/2024	CJR	1
1,2-Dichlorobenzene	< 0.4	ug/l	0.4	1.65	1	8260B		5/31/2024	CJR	1
Dichlorodifluoromethane	< 0.3	ug/l	0.3	1.23	1	8260B		5/31/2024	CJR	1
1,2-Dichloroethane	< 0.43	ug/l	0.43	1.75	1	8260B		5/31/2024	CJR	1
1,1-Dichloroethane	< 0.43	ug/l	0.43	1.74	1	8260B		5/31/2024	CJR	1
1,1-Dichloroethene	< 0.43	ug/l	0.43	1.76	1	8260B		5/31/2024	CJR	1
cis-1,2-Dichloroethene	< 0.32	ug/l	0.32	1.29	1	8260B		5/31/2024	CJR	1
trans-1,2-Dichloroethene	< 0.5	ug/l	0.5	2.02	1	8260B		5/31/2024	CJR	1
1,2-Dichloropropane	< 0.39	ug/l	0.39	1.58	1	8260B		5/31/2024	CJR	1
1,3-Dichloropropane	< 0.38	ug/l	0.38	1.55	1	8260B		5/31/2024	CJR	1
trans-1,3-Dichloropropene	< 0.41	ug/l	0.41	1.67	1	8260B		5/31/2024	CJR	1
cis-1,3-Dichloropropene	< 0.41	ug/l	0.41	1.67	1	8260B		5/31/2024	CJR	1

Project Name COMPLETE RECYCLING **Invoice #** E44029
Project # 999-1009-001

Lab Code 5044029A
Sample ID KMW-2
Sample Matrix Water
Sample Date 5/28/2024

	Result	Unit	LOD	LOQ	Dil	Method	Ext Date	Run Date	Analyst	Code
Di-isopropyl ether	< 0.48	ug/l	0.48	1.96	1	8260B		5/31/2024	CJR	1
EDB (1,2-Dibromoethane)	< 0.39	ug/l	0.39	1.59	1	8260B		5/31/2024	CJR	1
Ethylbenzene	< 0.33	ug/l	0.33	1.37	1	8260B		5/31/2024	CJR	1
Hexachlorobutadiene	< 0.81	ug/l	0.81	3.44	1	8260B		5/31/2024	CJR	1
Isopropylbenzene	< 0.34	ug/l	0.34	1.38	1	8260B		5/31/2024	CJR	1
p-Isopropyltoluene	< 0.47	ug/l	0.47	1.91	1	8260B		5/31/2024	CJR	1
Methylene chloride	< 0.79	ug/l	0.79	3.23	1	8260B		5/31/2024	CJR	1
Methyl tert-butyl ether (MTBE)	< 0.47	ug/l	0.47	1.91	1	8260B		5/31/2024	CJR	1
Naphthalene	< 1.4	ug/l	1.4	5.56	1	8260B		5/31/2024	CJR	1
n-Propylbenzene	< 0.39	ug/l	0.39	1.6	1	8260B		5/31/2024	CJR	1
1,1,2,2-Tetrachloroethane	< 0.43	ug/l	0.43	1.77	1	8260B		5/31/2024	CJR	1
1,1,1,2-Tetrachloroethane	< 0.55	ug/l	0.55	2.25	1	8260B		5/31/2024	CJR	1
Tetrachloroethene	< 0.47	ug/l	0.47	1.91	1	8260B		5/31/2024	CJR	1
Toluene	< 0.33	ug/l	0.33	1.35	1	8260B		5/31/2024	CJR	1
1,2,4-Trichlorobenzene	< 0.63	ug/l	0.63	2.57	1	8260B		5/31/2024	CJR	1
1,2,3-Trichlorobenzene	< 1.4	ug/l	1.4	5.94	1	8260B		5/31/2024	CJR	1
1,1,1-Trichloroethane	< 0.33	ug/l	0.33	1.34	1	8260B		5/31/2024	CJR	1
1,1,2-Trichloroethane	< 0.42	ug/l	0.42	1.72	1	8260B		5/31/2024	CJR	1
Trichloroethene (TCE)	< 0.38	ug/l	0.38	1.55	1	8260B		5/31/2024	CJR	1
Trichlorofluoromethane	< 0.33	ug/l	0.33	1.35	1	8260B		5/31/2024	CJR	1
1,2,4-Trimethylbenzene	< 0.35	ug/l	0.35	1.44	1	8260B		5/31/2024	CJR	1
1,3,5-Trimethylbenzene	< 0.41	ug/l	0.41	1.66	1	8260B		5/31/2024	CJR	1
Vinyl Chloride	< 0.15	ug/l	0.15	0.61	1	8260B		5/31/2024	CJR	1
m&p-Xylene	< 0.64	ug/l	0.64	2.63	1	8260B		5/31/2024	CJR	1
o-Xylene	< 0.37	ug/l	0.37	1.51	1	8260B		5/31/2024	CJR	1
SUR - 4-Bromofluorobenzene	107	REC %			1	8260B		5/31/2024	CJR	1
SUR - Dibromofluoromethane	95	REC %			1	8260B		5/31/2024	CJR	1
SUR - Toluene-d8	89	REC %			1	8260B		5/31/2024	CJR	1
SUR - 1,2-Dichloroethane-d4	100	REC %			1	8260B		5/31/2024	CJR	1

Project Name COMPLETE RECYCLING **Invoice #** E44029
Project # 999-1009-001

Lab Code 5044029B
Sample ID KMW-1
Sample Matrix Water
Sample Date 5/28/2024

	Result	Unit	LOD	LOQ	Dil	Method	Ext Date	Run Date	Analyst	Code
Organic										
VOC's										
Benzene	< 0.3	ug/l	0.3	1.25	1	8260B		5/31/2024	CJR	1
Bromobenzene	< 0.34	ug/l	0.34	1.4	1	8260B		5/31/2024	CJR	1
Bromodichloromethane	< 0.36	ug/l	0.36	1.47	1	8260B		5/31/2024	CJR	1
Bromoform	< 0.42	ug/l	0.42	1.72	1	8260B		5/31/2024	CJR	1
tert-Butylbenzene	< 0.37	ug/l	0.37	1.49	1	8260B		5/31/2024	CJR	1
sec-Butylbenzene	< 0.33	ug/l	0.33	1.34	1	8260B		5/31/2024	CJR	1
n-Butylbenzene	< 0.71	ug/l	0.71	2.9	1	8260B		5/31/2024	CJR	1
Carbon Tetrachloride	< 0.34	ug/l	0.34	1.39	1	8260B		5/31/2024	CJR	1
Chlorobenzene	< 0.29	ug/l	0.29	1.19	1	8260B		5/31/2024	CJR	1
Chloroethane	< 0.62	ug/l	0.62	2.54	1	8260B		5/31/2024	CJR	1
Chloroform	< 0.33	ug/l	0.33	1.33	1	8260B		5/31/2024	CJR	1
Chloromethane	< 0.74	ug/l	0.74	3.03	1	8260B		5/31/2024	CJR	1
2-Chlorotoluene	< 0.34	ug/l	0.34	1.37	1	8260B		5/31/2024	CJR	1
4-Chlorotoluene	< 0.4	ug/l	0.4	1.63	1	8260B		5/31/2024	CJR	1
1,2-Dibromo-3-chloropropane	< 0.74	ug/l	0.74	3.01	1	8260B		5/31/2024	CJR	1
Dibromochloromethane	< 0.36	ug/l	0.36	1.46	1	8260B		5/31/2024	CJR	1
1,4-Dichlorobenzene	< 0.49	ug/l	0.49	2.01	1	8260B		5/31/2024	CJR	1
1,3-Dichlorobenzene	< 0.35	ug/l	0.35	1.44	1	8260B		5/31/2024	CJR	1
1,2-Dichlorobenzene	< 0.4	ug/l	0.4	1.65	1	8260B		5/31/2024	CJR	1
Dichlorodifluoromethane	< 0.3	ug/l	0.3	1.23	1	8260B		5/31/2024	CJR	1
1,2-Dichloroethane	< 0.43	ug/l	0.43	1.75	1	8260B		5/31/2024	CJR	1
1,1-Dichloroethane	0.94 "J"	ug/l	0.43	1.74	1	8260B		5/31/2024	CJR	1
1,1-Dichloroethene	< 0.43	ug/l	0.43	1.76	1	8260B		5/31/2024	CJR	1
cis-1,2-Dichloroethene	3.8	ug/l	0.32	1.29	1	8260B		5/31/2024	CJR	1
trans-1,2-Dichloroethene	1.99 "J"	ug/l	0.5	2.02	1	8260B		5/31/2024	CJR	1
1,2-Dichloropropane	< 0.39	ug/l	0.39	1.58	1	8260B		5/31/2024	CJR	1
1,3-Dichloropropane	< 0.38	ug/l	0.38	1.55	1	8260B		5/31/2024	CJR	1
trans-1,3-Dichloropropene	< 0.41	ug/l	0.41	1.67	1	8260B		5/31/2024	CJR	1
cis-1,3-Dichloropropene	< 0.41	ug/l	0.41	1.67	1	8260B		5/31/2024	CJR	1
Di-isopropyl ether	< 0.48	ug/l	0.48	1.96	1	8260B		5/31/2024	CJR	1
EDB (1,2-Dibromoethane)	< 0.39	ug/l	0.39	1.59	1	8260B		5/31/2024	CJR	1
Ethylbenzene	< 0.33	ug/l	0.33	1.37	1	8260B		5/31/2024	CJR	1
Hexachlorobutadiene	< 0.81	ug/l	0.81	3.44	1	8260B		5/31/2024	CJR	1
Isopropylbenzene	< 0.34	ug/l	0.34	1.38	1	8260B		5/31/2024	CJR	1
p-Isopropyltoluene	< 0.47	ug/l	0.47	1.91	1	8260B		5/31/2024	CJR	1
Methylene chloride	< 0.79	ug/l	0.79	3.23	1	8260B		5/31/2024	CJR	1
Methyl tert-butyl ether (MTBE)	< 0.47	ug/l	0.47	1.91	1	8260B		5/31/2024	CJR	1
Naphthalene	< 1.4	ug/l	1.4	5.56	1	8260B		5/31/2024	CJR	1
n-Propylbenzene	< 0.39	ug/l	0.39	1.6	1	8260B		5/31/2024	CJR	1
1,1,2,2-Tetrachloroethane	< 0.43	ug/l	0.43	1.77	1	8260B		5/31/2024	CJR	1
1,1,1,2-Tetrachloroethane	< 0.55	ug/l	0.55	2.25	1	8260B		5/31/2024	CJR	1
Tetrachloroethene	< 0.47	ug/l	0.47	1.91	1	8260B		5/31/2024	CJR	1
Toluene	< 0.33	ug/l	0.33	1.35	1	8260B		5/31/2024	CJR	1
1,2,4-Trichlorobenzene	< 0.63	ug/l	0.63	2.57	1	8260B		5/31/2024	CJR	1
1,2,3-Trichlorobenzene	< 1.4	ug/l	1.4	5.94	1	8260B		5/31/2024	CJR	1
1,1,1-Trichloroethane	0.45 "J"	ug/l	0.33	1.34	1	8260B		5/31/2024	CJR	1
1,1,2-Trichloroethane	< 0.42	ug/l	0.42	1.72	1	8260B		5/31/2024	CJR	1
Trichloroethene (TCE)	0.47 "J"	ug/l	0.38	1.55	1	8260B		5/31/2024	CJR	1
Trichlorofluoromethane	< 0.33	ug/l	0.33	1.35	1	8260B		5/31/2024	CJR	1
1,2,4-Trimethylbenzene	< 0.35	ug/l	0.35	1.44	1	8260B		5/31/2024	CJR	1

Project Name COMPLETE RECYCLING **Invoice #** E44029
Project # 999-1009-001

Lab Code 5044029B
Sample ID KMW-1
Sample Matrix Water
Sample Date 5/28/2024

	Result	Unit	LOD	LOQ	Dil	Method	Ext Date	Run Date	Analyst	Code
1,3,5-Trimethylbenzene	< 0.41	ug/l	0.41	1.66	1	8260B		5/31/2024	CJR	1
Vinyl Chloride	< 0.15	ug/l	0.15	0.61	1	8260B		5/31/2024	CJR	1
m&p-Xylene	< 0.64	ug/l	0.64	2.63	1	8260B		5/31/2024	CJR	1
o-Xylene	< 0.37	ug/l	0.37	1.51	1	8260B		5/31/2024	CJR	1
SUR - 1,2-Dichloroethane-d4	102	REC %			1	8260B		5/31/2024	CJR	1
SUR - Toluene-d8	91	REC %			1	8260B		5/31/2024	CJR	1
SUR - Dibromofluoromethane	96	REC %			1	8260B		5/31/2024	CJR	1
SUR - 4-Bromofluorobenzene	106	REC %			1	8260B		5/31/2024	CJR	1

Project Name COMPLETE RECYCLING **Invoice #** E44029
Project # 999-1009-001

Lab Code 5044029C
Sample ID KPZ-1
Sample Matrix Water
Sample Date 5/28/2024

	Result	Unit	LOD	LOQ	Dil	Method	Ext Date	Run Date	Analyst	Code
Organic										
VOC's										
Benzene	< 0.3	ug/l	0.3	1.25	1	8260B		5/31/2024	CJR	1
Bromobenzene	< 0.34	ug/l	0.34	1.4	1	8260B		5/31/2024	CJR	1
Bromodichloromethane	< 0.36	ug/l	0.36	1.47	1	8260B		5/31/2024	CJR	1
Bromoform	< 0.42	ug/l	0.42	1.72	1	8260B		5/31/2024	CJR	1
tert-Butylbenzene	< 0.37	ug/l	0.37	1.49	1	8260B		5/31/2024	CJR	1
sec-Butylbenzene	< 0.33	ug/l	0.33	1.34	1	8260B		5/31/2024	CJR	1
n-Butylbenzene	< 0.71	ug/l	0.71	2.9	1	8260B		5/31/2024	CJR	1
Carbon Tetrachloride	< 0.34	ug/l	0.34	1.39	1	8260B		5/31/2024	CJR	1
Chlorobenzene	< 0.29	ug/l	0.29	1.19	1	8260B		5/31/2024	CJR	1
Chloroethane	< 0.62	ug/l	0.62	2.54	1	8260B		5/31/2024	CJR	1
Chloroform	< 0.33	ug/l	0.33	1.33	1	8260B		5/31/2024	CJR	1
Chloromethane	< 0.74	ug/l	0.74	3.03	1	8260B		5/31/2024	CJR	1
2-Chlorotoluene	< 0.34	ug/l	0.34	1.37	1	8260B		5/31/2024	CJR	1
4-Chlorotoluene	< 0.4	ug/l	0.4	1.63	1	8260B		5/31/2024	CJR	1
1,2-Dibromo-3-chloropropane	< 0.74	ug/l	0.74	3.01	1	8260B		5/31/2024	CJR	1
Dibromochloromethane	< 0.36	ug/l	0.36	1.46	1	8260B		5/31/2024	CJR	1
1,4-Dichlorobenzene	< 0.49	ug/l	0.49	2.01	1	8260B		5/31/2024	CJR	1
1,3-Dichlorobenzene	< 0.35	ug/l	0.35	1.44	1	8260B		5/31/2024	CJR	1
1,2-Dichlorobenzene	< 0.4	ug/l	0.4	1.65	1	8260B		5/31/2024	CJR	1
Dichlorodifluoromethane	< 0.3	ug/l	0.3	1.23	1	8260B		5/31/2024	CJR	1
1,2-Dichloroethane	< 0.43	ug/l	0.43	1.75	1	8260B		5/31/2024	CJR	1
1,1-Dichloroethane	< 0.43	ug/l	0.43	1.74	1	8260B		5/31/2024	CJR	1
1,1-Dichloroethene	< 0.43	ug/l	0.43	1.76	1	8260B		5/31/2024	CJR	1
cis-1,2-Dichloroethene	< 0.32	ug/l	0.32	1.29	1	8260B		5/31/2024	CJR	1
trans-1,2-Dichloroethene	< 0.5	ug/l	0.5	2.02	1	8260B		5/31/2024	CJR	1
1,2-Dichloropropane	< 0.39	ug/l	0.39	1.58	1	8260B		5/31/2024	CJR	1
1,3-Dichloropropane	< 0.38	ug/l	0.38	1.55	1	8260B		5/31/2024	CJR	1
trans-1,3-Dichloropropene	< 0.41	ug/l	0.41	1.67	1	8260B		5/31/2024	CJR	1
cis-1,3-Dichloropropene	< 0.41	ug/l	0.41	1.67	1	8260B		5/31/2024	CJR	1
Di-isopropyl ether	< 0.48	ug/l	0.48	1.96	1	8260B		5/31/2024	CJR	1
EDB (1,2-Dibromoethane)	< 0.39	ug/l	0.39	1.59	1	8260B		5/31/2024	CJR	1
Ethylbenzene	< 0.33	ug/l	0.33	1.37	1	8260B		5/31/2024	CJR	1
Hexachlorobutadiene	< 0.81	ug/l	0.81	3.44	1	8260B		5/31/2024	CJR	1
Isopropylbenzene	< 0.34	ug/l	0.34	1.38	1	8260B		5/31/2024	CJR	1
p-Isopropyltoluene	< 0.47	ug/l	0.47	1.91	1	8260B		5/31/2024	CJR	1
Methylene chloride	< 0.79	ug/l	0.79	3.23	1	8260B		5/31/2024	CJR	1
Methyl tert-butyl ether (MTBE)	< 0.47	ug/l	0.47	1.91	1	8260B		5/31/2024	CJR	1
Naphthalene	< 1.4	ug/l	1.4	5.56	1	8260B		5/31/2024	CJR	1
n-Propylbenzene	< 0.39	ug/l	0.39	1.6	1	8260B		5/31/2024	CJR	1
1,1,2,2-Tetrachloroethane	< 0.43	ug/l	0.43	1.77	1	8260B		5/31/2024	CJR	1
1,1,1,2-Tetrachloroethane	< 0.55	ug/l	0.55	2.25	1	8260B		5/31/2024	CJR	1
Tetrachloroethene	< 0.47	ug/l	0.47	1.91	1	8260B		5/31/2024	CJR	1
Toluene	< 0.33	ug/l	0.33	1.35	1	8260B		5/31/2024	CJR	1
1,2,4-Trichlorobenzene	< 0.63	ug/l	0.63	2.57	1	8260B		5/31/2024	CJR	1
1,2,3-Trichlorobenzene	< 1.4	ug/l	1.4	5.94	1	8260B		5/31/2024	CJR	1
1,1,1-Trichloroethane	< 0.33	ug/l	0.33	1.34	1	8260B		5/31/2024	CJR	1
1,1,2-Trichloroethane	< 0.42	ug/l	0.42	1.72	1	8260B		5/31/2024	CJR	1
Trichloroethene (TCE)	0.39 "J"	ug/l	0.38	1.55	1	8260B		5/31/2024	CJR	1
Trichlorofluoromethane	< 0.33	ug/l	0.33	1.35	1	8260B		5/31/2024	CJR	1
1,2,4-Trimethylbenzene	< 0.35	ug/l	0.35	1.44	1	8260B		5/31/2024	CJR	1

Project Name COMPLETE RECYCLING **Invoice #** E44029
Project # 999-1009-001

Lab Code 5044029C
Sample ID KPZ-1
Sample Matrix Water
Sample Date 5/28/2024

	Result	Unit	LOD	LOQ	Dil	Method	Ext Date	Run Date	Analyst	Code
1,3,5-Trimethylbenzene	< 0.41	ug/l	0.41	1.66	1	8260B		5/31/2024	CJR	1
Vinyl Chloride	< 0.15	ug/l	0.15	0.61	1	8260B		5/31/2024	CJR	1
m&p-Xylene	< 0.64	ug/l	0.64	2.63	1	8260B		5/31/2024	CJR	1
o-Xylene	< 0.37	ug/l	0.37	1.51	1	8260B		5/31/2024	CJR	1
SUR - 1,2-Dichloroethane-d4	99	REC %			1	8260B		5/31/2024	CJR	1
SUR - 4-Bromofluorobenzene	108	REC %			1	8260B		5/31/2024	CJR	1
SUR - Dibromofluoromethane	96	REC %			1	8260B		5/31/2024	CJR	1
SUR - Toluene-d8	88	REC %			1	8260B		5/31/2024	CJR	1

Project Name COMPLETE RECYCLING **Invoice #** E44029
Project # 999-1009-001

Lab Code 5044029D
Sample ID KMW-4
Sample Matrix Water
Sample Date 5/28/2024

	Result	Unit	LOD	LOQ	Dil	Method	Ext Date	Run Date	Analyst	Code
Organic										
VOC's										
Benzene	< 0.3	ug/l	0.3	1.25	1	8260B		5/31/2024	CJR	1
Bromobenzene	< 0.34	ug/l	0.34	1.4	1	8260B		5/31/2024	CJR	1
Bromodichloromethane	< 0.36	ug/l	0.36	1.47	1	8260B		5/31/2024	CJR	1
Bromoform	< 0.42	ug/l	0.42	1.72	1	8260B		5/31/2024	CJR	1
tert-Butylbenzene	< 0.37	ug/l	0.37	1.49	1	8260B		5/31/2024	CJR	1
sec-Butylbenzene	< 0.33	ug/l	0.33	1.34	1	8260B		5/31/2024	CJR	1
n-Butylbenzene	< 0.71	ug/l	0.71	2.9	1	8260B		5/31/2024	CJR	1
Carbon Tetrachloride	< 0.34	ug/l	0.34	1.39	1	8260B		5/31/2024	CJR	1
Chlorobenzene	< 0.29	ug/l	0.29	1.19	1	8260B		5/31/2024	CJR	1
Chloroethane	< 0.62	ug/l	0.62	2.54	1	8260B		5/31/2024	CJR	1
Chloroform	< 0.33	ug/l	0.33	1.33	1	8260B		5/31/2024	CJR	1
Chloromethane	< 0.74	ug/l	0.74	3.03	1	8260B		5/31/2024	CJR	1
2-Chlorotoluene	< 0.34	ug/l	0.34	1.37	1	8260B		5/31/2024	CJR	1
4-Chlorotoluene	< 0.4	ug/l	0.4	1.63	1	8260B		5/31/2024	CJR	1
1,2-Dibromo-3-chloropropane	< 0.74	ug/l	0.74	3.01	1	8260B		5/31/2024	CJR	1
Dibromochloromethane	< 0.36	ug/l	0.36	1.46	1	8260B		5/31/2024	CJR	1
1,4-Dichlorobenzene	< 0.49	ug/l	0.49	2.01	1	8260B		5/31/2024	CJR	1
1,3-Dichlorobenzene	< 0.35	ug/l	0.35	1.44	1	8260B		5/31/2024	CJR	1
1,2-Dichlorobenzene	< 0.4	ug/l	0.4	1.65	1	8260B		5/31/2024	CJR	1
Dichlorodifluoromethane	< 0.3	ug/l	0.3	1.23	1	8260B		5/31/2024	CJR	1
1,2-Dichloroethane	< 0.43	ug/l	0.43	1.75	1	8260B		5/31/2024	CJR	1
1,1-Dichloroethane	< 0.43	ug/l	0.43	1.74	1	8260B		5/31/2024	CJR	1
1,1-Dichloroethene	< 0.43	ug/l	0.43	1.76	1	8260B		5/31/2024	CJR	1
cis-1,2-Dichloroethene	0.35 "J"	ug/l	0.32	1.29	1	8260B		5/31/2024	CJR	1
trans-1,2-Dichloroethene	0.70 "J"	ug/l	0.5	2.02	1	8260B		5/31/2024	CJR	1
1,2-Dichloropropane	< 0.39	ug/l	0.39	1.58	1	8260B		5/31/2024	CJR	1
1,3-Dichloropropane	< 0.38	ug/l	0.38	1.55	1	8260B		5/31/2024	CJR	1
trans-1,3-Dichloropropene	< 0.41	ug/l	0.41	1.67	1	8260B		5/31/2024	CJR	1
cis-1,3-Dichloropropene	< 0.41	ug/l	0.41	1.67	1	8260B		5/31/2024	CJR	1
Di-isopropyl ether	< 0.48	ug/l	0.48	1.96	1	8260B		5/31/2024	CJR	1
EDB (1,2-Dibromoethane)	< 0.39	ug/l	0.39	1.59	1	8260B		5/31/2024	CJR	1
Ethylbenzene	< 0.33	ug/l	0.33	1.37	1	8260B		5/31/2024	CJR	1
Hexachlorobutadiene	< 0.81	ug/l	0.81	3.44	1	8260B		5/31/2024	CJR	1
Isopropylbenzene	< 0.34	ug/l	0.34	1.38	1	8260B		5/31/2024	CJR	1
p-Isopropyltoluene	< 0.47	ug/l	0.47	1.91	1	8260B		5/31/2024	CJR	1
Methylene chloride	< 0.79	ug/l	0.79	3.23	1	8260B		5/31/2024	CJR	1
Methyl tert-butyl ether (MTBE)	< 0.47	ug/l	0.47	1.91	1	8260B		5/31/2024	CJR	1
Naphthalene	< 1.4	ug/l	1.4	5.56	1	8260B		5/31/2024	CJR	1
n-Propylbenzene	< 0.39	ug/l	0.39	1.6	1	8260B		5/31/2024	CJR	1
1,1,2,2-Tetrachloroethane	< 0.43	ug/l	0.43	1.77	1	8260B		5/31/2024	CJR	1
1,1,1,2-Tetrachloroethane	< 0.55	ug/l	0.55	2.25	1	8260B		5/31/2024	CJR	1
Tetrachloroethene	3.05	ug/l	0.47	1.91	1	8260B		5/31/2024	CJR	1
Toluene	< 0.33	ug/l	0.33	1.35	1	8260B		5/31/2024	CJR	1
1,2,4-Trichlorobenzene	< 0.63	ug/l	0.63	2.57	1	8260B		5/31/2024	CJR	1
1,2,3-Trichlorobenzene	< 1.4	ug/l	1.4	5.94	1	8260B		5/31/2024	CJR	1
1,1,1-Trichloroethane	7.3	ug/l	0.33	1.34	1	8260B		5/31/2024	CJR	1
1,1,2-Trichloroethane	< 0.42	ug/l	0.42	1.72	1	8260B		5/31/2024	CJR	1
Trichloroethene (TCE)	25.2	ug/l	0.38	1.55	1	8260B		5/31/2024	CJR	1
Trichlorofluoromethane	< 0.33	ug/l	0.33	1.35	1	8260B		5/31/2024	CJR	1
1,2,4-Trimethylbenzene	< 0.35	ug/l	0.35	1.44	1	8260B		5/31/2024	CJR	1

Project Name COMPLETE RECYCLING **Invoice #** E44029
Project # 999-1009-001

Lab Code 5044029D
Sample ID KMW-4
Sample Matrix Water
Sample Date 5/28/2024

	Result	Unit	LOD	LOQ	Dil	Method	Ext Date	Run Date	Analyst	Code
1,3,5-Trimethylbenzene	< 0.41	ug/l	0.41	1.66	1	8260B		5/31/2024	CJR	1
Vinyl Chloride	< 0.15	ug/l	0.15	0.61	1	8260B		5/31/2024	CJR	1
m&p-Xylene	< 0.64	ug/l	0.64	2.63	1	8260B		5/31/2024	CJR	1
o-Xylene	< 0.37	ug/l	0.37	1.51	1	8260B		5/31/2024	CJR	1
SUR - 1,2-Dichloroethane-d4	99	REC %			1	8260B		5/31/2024	CJR	1
SUR - 4-Bromofluorobenzene	113	REC %			1	8260B		5/31/2024	CJR	1
SUR - Dibromofluoromethane	96	REC %			1	8260B		5/31/2024	CJR	1
SUR - Toluene-d8	89	REC %			1	8260B		5/31/2024	CJR	1

Project Name COMPLETE RECYCLING **Invoice #** E44029
Project # 999-1009-001

Lab Code 5044029E
Sample ID KMW-3
Sample Matrix Water
Sample Date 5/29/2024

	Result	Unit	LOD	LOQ	Dil	Method	Ext Date	Run Date	Analyst	Code
Organic										
VOC's										
Benzene	< 0.3	ug/l	0.3	1.25	1	8260B		5/31/2024	CJR	1
Bromobenzene	< 0.34	ug/l	0.34	1.4	1	8260B		5/31/2024	CJR	1
Bromodichloromethane	< 0.36	ug/l	0.36	1.47	1	8260B		5/31/2024	CJR	1
Bromoform	< 0.42	ug/l	0.42	1.72	1	8260B		5/31/2024	CJR	1
tert-Butylbenzene	< 0.37	ug/l	0.37	1.49	1	8260B		5/31/2024	CJR	1
sec-Butylbenzene	< 0.33	ug/l	0.33	1.34	1	8260B		5/31/2024	CJR	1
n-Butylbenzene	< 0.71	ug/l	0.71	2.9	1	8260B		5/31/2024	CJR	1
Carbon Tetrachloride	< 0.34	ug/l	0.34	1.39	1	8260B		5/31/2024	CJR	1
Chlorobenzene	< 0.29	ug/l	0.29	1.19	1	8260B		5/31/2024	CJR	1
Chloroethane	< 0.62	ug/l	0.62	2.54	1	8260B		5/31/2024	CJR	1
Chloroform	< 0.33	ug/l	0.33	1.33	1	8260B		5/31/2024	CJR	1
Chloromethane	< 0.74	ug/l	0.74	3.03	1	8260B		5/31/2024	CJR	1
2-Chlorotoluene	< 0.34	ug/l	0.34	1.37	1	8260B		5/31/2024	CJR	1
4-Chlorotoluene	< 0.4	ug/l	0.4	1.63	1	8260B		5/31/2024	CJR	1
1,2-Dibromo-3-chloropropane	< 0.74	ug/l	0.74	3.01	1	8260B		5/31/2024	CJR	1
Dibromochloromethane	< 0.36	ug/l	0.36	1.46	1	8260B		5/31/2024	CJR	1
1,4-Dichlorobenzene	< 0.49	ug/l	0.49	2.01	1	8260B		5/31/2024	CJR	1
1,3-Dichlorobenzene	< 0.35	ug/l	0.35	1.44	1	8260B		5/31/2024	CJR	1
1,2-Dichlorobenzene	< 0.4	ug/l	0.4	1.65	1	8260B		5/31/2024	CJR	1
Dichlorodifluoromethane	< 0.3	ug/l	0.3	1.23	1	8260B		5/31/2024	CJR	1
1,2-Dichloroethane	< 0.43	ug/l	0.43	1.75	1	8260B		5/31/2024	CJR	1
1,1-Dichloroethane	< 0.43	ug/l	0.43	1.74	1	8260B		5/31/2024	CJR	1
1,1-Dichloroethene	< 0.43	ug/l	0.43	1.76	1	8260B		5/31/2024	CJR	1
cis-1,2-Dichloroethene	< 0.32	ug/l	0.32	1.29	1	8260B		5/31/2024	CJR	1
trans-1,2-Dichloroethene	< 0.5	ug/l	0.5	2.02	1	8260B		5/31/2024	CJR	1
1,2-Dichloropropane	< 0.39	ug/l	0.39	1.58	1	8260B		5/31/2024	CJR	1
1,3-Dichloropropane	< 0.38	ug/l	0.38	1.55	1	8260B		5/31/2024	CJR	1
trans-1,3-Dichloropropene	< 0.41	ug/l	0.41	1.67	1	8260B		5/31/2024	CJR	1
cis-1,3-Dichloropropene	< 0.41	ug/l	0.41	1.67	1	8260B		5/31/2024	CJR	1
Di-isopropyl ether	< 0.48	ug/l	0.48	1.96	1	8260B		5/31/2024	CJR	1
EDB (1,2-Dibromoethane)	< 0.39	ug/l	0.39	1.59	1	8260B		5/31/2024	CJR	1
Ethylbenzene	< 0.33	ug/l	0.33	1.37	1	8260B		5/31/2024	CJR	1
Hexachlorobutadiene	< 0.81	ug/l	0.81	3.44	1	8260B		5/31/2024	CJR	1
Isopropylbenzene	< 0.34	ug/l	0.34	1.38	1	8260B		5/31/2024	CJR	1
p-Isopropyltoluene	< 0.47	ug/l	0.47	1.91	1	8260B		5/31/2024	CJR	1
Methylene chloride	< 0.79	ug/l	0.79	3.23	1	8260B		5/31/2024	CJR	1
Methyl tert-butyl ether (MTBE)	< 0.47	ug/l	0.47	1.91	1	8260B		5/31/2024	CJR	1
Naphthalene	< 1.4	ug/l	1.4	5.56	1	8260B		5/31/2024	CJR	1
n-Propylbenzene	< 0.39	ug/l	0.39	1.6	1	8260B		5/31/2024	CJR	1
1,1,2,2-Tetrachloroethane	< 0.43	ug/l	0.43	1.77	1	8260B		5/31/2024	CJR	1
1,1,1,2-Tetrachloroethane	< 0.55	ug/l	0.55	2.25	1	8260B		5/31/2024	CJR	1
Tetrachloroethene	< 0.47	ug/l	0.47	1.91	1	8260B		5/31/2024	CJR	1
Toluene	< 0.33	ug/l	0.33	1.35	1	8260B		5/31/2024	CJR	1
1,2,4-Trichlorobenzene	< 0.63	ug/l	0.63	2.57	1	8260B		5/31/2024	CJR	1
1,2,3-Trichlorobenzene	< 1.4	ug/l	1.4	5.94	1	8260B		5/31/2024	CJR	1
1,1,1-Trichloroethane	< 0.33	ug/l	0.33	1.34	1	8260B		5/31/2024	CJR	1
1,1,2-Trichloroethane	< 0.42	ug/l	0.42	1.72	1	8260B		5/31/2024	CJR	1
Trichloroethene (TCE)	< 0.38	ug/l	0.38	1.55	1	8260B		5/31/2024	CJR	1
Trichlorofluoromethane	< 0.33	ug/l	0.33	1.35	1	8260B		5/31/2024	CJR	1
1,2,4-Trimethylbenzene	< 0.35	ug/l	0.35	1.44	1	8260B		5/31/2024	CJR	1

Project Name COMPLETE RECYCLING **Invoice #** E44029
Project # 999-1009-001

Lab Code 5044029E
Sample ID KMW-3
Sample Matrix Water
Sample Date 5/29/2024

	Result	Unit	LOD	LOQ	Dil	Method	Ext Date	Run Date	Analyst	Code
1,3,5-Trimethylbenzene	< 0.41	ug/l	0.41	1.66	1	8260B		5/31/2024	CJR	1
Vinyl Chloride	< 0.15	ug/l	0.15	0.61	1	8260B		5/31/2024	CJR	1
m&p-Xylene	< 0.64	ug/l	0.64	2.63	1	8260B		5/31/2024	CJR	1
o-Xylene	< 0.37	ug/l	0.37	1.51	1	8260B		5/31/2024	CJR	1
SUR - 1,2-Dichloroethane-d4	100	REC %			1	8260B		5/31/2024	CJR	1
SUR - 4-Bromofluorobenzene	108	REC %			1	8260B		5/31/2024	CJR	1
SUR - Dibromofluoromethane	97	REC %			1	8260B		5/31/2024	CJR	1
SUR - Toluene-d8	90	REC %			1	8260B		5/31/2024	CJR	1

Project Name COMPLETE RECYCLING **Invoice #** E44029
Project # 999-1009-001

Lab Code 5044029F
Sample ID KPZ-2
Sample Matrix Water
Sample Date 5/29/2024

	Result	Unit	LOD	LOQ	Dil	Method	Ext Date	Run Date	Analyst	Code
Organic										
VOC's										
Benzene	< 0.3	ug/l	0.3	1.25	1	8260B		5/31/2024	CJR	1
Bromobenzene	< 0.34	ug/l	0.34	1.4	1	8260B		5/31/2024	CJR	1
Bromodichloromethane	< 0.36	ug/l	0.36	1.47	1	8260B		5/31/2024	CJR	1
Bromoform	< 0.42	ug/l	0.42	1.72	1	8260B		5/31/2024	CJR	1
tert-Butylbenzene	< 0.37	ug/l	0.37	1.49	1	8260B		5/31/2024	CJR	1
sec-Butylbenzene	< 0.33	ug/l	0.33	1.34	1	8260B		5/31/2024	CJR	1
n-Butylbenzene	< 0.71	ug/l	0.71	2.9	1	8260B		5/31/2024	CJR	1
Carbon Tetrachloride	< 0.34	ug/l	0.34	1.39	1	8260B		5/31/2024	CJR	1
Chlorobenzene	< 0.29	ug/l	0.29	1.19	1	8260B		5/31/2024	CJR	1
Chloroethane	< 0.62	ug/l	0.62	2.54	1	8260B		5/31/2024	CJR	1
Chloroform	< 0.33	ug/l	0.33	1.33	1	8260B		5/31/2024	CJR	1
Chloromethane	< 0.74	ug/l	0.74	3.03	1	8260B		5/31/2024	CJR	1
2-Chlorotoluene	< 0.34	ug/l	0.34	1.37	1	8260B		5/31/2024	CJR	1
4-Chlorotoluene	< 0.4	ug/l	0.4	1.63	1	8260B		5/31/2024	CJR	1
1,2-Dibromo-3-chloropropane	< 0.74	ug/l	0.74	3.01	1	8260B		5/31/2024	CJR	1
Dibromochloromethane	< 0.36	ug/l	0.36	1.46	1	8260B		5/31/2024	CJR	1
1,4-Dichlorobenzene	< 0.49	ug/l	0.49	2.01	1	8260B		5/31/2024	CJR	1
1,3-Dichlorobenzene	< 0.35	ug/l	0.35	1.44	1	8260B		5/31/2024	CJR	1
1,2-Dichlorobenzene	< 0.4	ug/l	0.4	1.65	1	8260B		5/31/2024	CJR	1
Dichlorodifluoromethane	< 0.3	ug/l	0.3	1.23	1	8260B		5/31/2024	CJR	1
1,2-Dichloroethane	< 0.43	ug/l	0.43	1.75	1	8260B		5/31/2024	CJR	1
1,1-Dichloroethane	< 0.43	ug/l	0.43	1.74	1	8260B		5/31/2024	CJR	1
1,1-Dichloroethene	< 0.43	ug/l	0.43	1.76	1	8260B		5/31/2024	CJR	1
cis-1,2-Dichloroethene	< 0.32	ug/l	0.32	1.29	1	8260B		5/31/2024	CJR	1
trans-1,2-Dichloroethene	< 0.5	ug/l	0.5	2.02	1	8260B		5/31/2024	CJR	1
1,2-Dichloropropane	< 0.39	ug/l	0.39	1.58	1	8260B		5/31/2024	CJR	1
1,3-Dichloropropane	< 0.38	ug/l	0.38	1.55	1	8260B		5/31/2024	CJR	1
trans-1,3-Dichloropropene	< 0.41	ug/l	0.41	1.67	1	8260B		5/31/2024	CJR	1
cis-1,3-Dichloropropene	< 0.41	ug/l	0.41	1.67	1	8260B		5/31/2024	CJR	1
Di-isopropyl ether	< 0.48	ug/l	0.48	1.96	1	8260B		5/31/2024	CJR	1
EDB (1,2-Dibromoethane)	< 0.39	ug/l	0.39	1.59	1	8260B		5/31/2024	CJR	1
Ethylbenzene	< 0.33	ug/l	0.33	1.37	1	8260B		5/31/2024	CJR	1
Hexachlorobutadiene	< 0.81	ug/l	0.81	3.44	1	8260B		5/31/2024	CJR	1
Isopropylbenzene	< 0.34	ug/l	0.34	1.38	1	8260B		5/31/2024	CJR	1
p-Isopropyltoluene	< 0.47	ug/l	0.47	1.91	1	8260B		5/31/2024	CJR	1
Methylene chloride	< 0.79	ug/l	0.79	3.23	1	8260B		5/31/2024	CJR	1
Methyl tert-butyl ether (MTBE)	< 0.47	ug/l	0.47	1.91	1	8260B		5/31/2024	CJR	1
Naphthalene	< 1.4	ug/l	1.4	5.56	1	8260B		5/31/2024	CJR	1
n-Propylbenzene	< 0.39	ug/l	0.39	1.6	1	8260B		5/31/2024	CJR	1
1,1,2,2-Tetrachloroethane	< 0.43	ug/l	0.43	1.77	1	8260B		5/31/2024	CJR	1
1,1,1,2-Tetrachloroethane	< 0.55	ug/l	0.55	2.25	1	8260B		5/31/2024	CJR	1
Tetrachloroethene	< 0.47	ug/l	0.47	1.91	1	8260B		5/31/2024	CJR	1
Toluene	< 0.33	ug/l	0.33	1.35	1	8260B		5/31/2024	CJR	1
1,2,4-Trichlorobenzene	< 0.63	ug/l	0.63	2.57	1	8260B		5/31/2024	CJR	1
1,2,3-Trichlorobenzene	< 1.4	ug/l	1.4	5.94	1	8260B		5/31/2024	CJR	1
1,1,1-Trichloroethane	< 0.33	ug/l	0.33	1.34	1	8260B		5/31/2024	CJR	1
1,1,2-Trichloroethane	< 0.42	ug/l	0.42	1.72	1	8260B		5/31/2024	CJR	1
Trichloroethene (TCE)	< 0.38	ug/l	0.38	1.55	1	8260B		5/31/2024	CJR	1
Trichlorofluoromethane	< 0.33	ug/l	0.33	1.35	1	8260B		5/31/2024	CJR	1
1,2,4-Trimethylbenzene	< 0.35	ug/l	0.35	1.44	1	8260B		5/31/2024	CJR	1

Project Name COMPLETE RECYCLING **Invoice #** E44029
Project # 999-1009-001

Lab Code 5044029F
Sample ID KPZ-2
Sample Matrix Water
Sample Date 5/29/2024

	Result	Unit	LOD	LOQ	Dil	Method	Ext Date	Run Date	Analyst	Code
1,3,5-Trimethylbenzene	< 0.41	ug/l	0.41	1.66	1	8260B		5/31/2024	CJR	1
Vinyl Chloride	< 0.15	ug/l	0.15	0.61	1	8260B		5/31/2024	CJR	1
m&p-Xylene	< 0.64	ug/l	0.64	2.63	1	8260B		5/31/2024	CJR	1
o-Xylene	< 0.37	ug/l	0.37	1.51	1	8260B		5/31/2024	CJR	1
SUR - Toluene-d8	91	REC %			1	8260B		5/31/2024	CJR	1
SUR - 1,2-Dichloroethane-d4	94	REC %			1	8260B		5/31/2024	CJR	1
SUR - 4-Bromofluorobenzene	105	REC %			1	8260B		5/31/2024	CJR	1
SUR - Dibromofluoromethane	98	REC %			1	8260B		5/31/2024	CJR	1

Project Name COMPLETE RECYCLING **Invoice #** E44029
Project # 999-1009-001

Lab Code 5044029G
Sample ID KMW-5
Sample Matrix Water
Sample Date 5/29/2024

	Result	Unit	LOD	LOQ	Dil	Method	Ext Date	Run Date	Analyst	Code
Organic										
VOC's										
Benzene	< 0.3	ug/l	0.3	1.25	1	8260B		5/31/2024	CJR	1
Bromobenzene	< 0.34	ug/l	0.34	1.4	1	8260B		5/31/2024	CJR	1
Bromodichloromethane	< 0.36	ug/l	0.36	1.47	1	8260B		5/31/2024	CJR	1
Bromoform	< 0.42	ug/l	0.42	1.72	1	8260B		5/31/2024	CJR	1
tert-Butylbenzene	< 0.37	ug/l	0.37	1.49	1	8260B		5/31/2024	CJR	1
sec-Butylbenzene	< 0.33	ug/l	0.33	1.34	1	8260B		5/31/2024	CJR	1
n-Butylbenzene	< 0.71	ug/l	0.71	2.9	1	8260B		5/31/2024	CJR	1
Carbon Tetrachloride	< 0.34	ug/l	0.34	1.39	1	8260B		5/31/2024	CJR	1
Chlorobenzene	< 0.29	ug/l	0.29	1.19	1	8260B		5/31/2024	CJR	1
Chloroethane	< 0.62	ug/l	0.62	2.54	1	8260B		5/31/2024	CJR	1
Chloroform	< 0.33	ug/l	0.33	1.33	1	8260B		5/31/2024	CJR	1
Chloromethane	< 0.74	ug/l	0.74	3.03	1	8260B		5/31/2024	CJR	1
2-Chlorotoluene	< 0.34	ug/l	0.34	1.37	1	8260B		5/31/2024	CJR	1
4-Chlorotoluene	< 0.4	ug/l	0.4	1.63	1	8260B		5/31/2024	CJR	1
1,2-Dibromo-3-chloropropane	< 0.74	ug/l	0.74	3.01	1	8260B		5/31/2024	CJR	1
Dibromochloromethane	< 0.36	ug/l	0.36	1.46	1	8260B		5/31/2024	CJR	1
1,4-Dichlorobenzene	< 0.49	ug/l	0.49	2.01	1	8260B		5/31/2024	CJR	1
1,3-Dichlorobenzene	< 0.35	ug/l	0.35	1.44	1	8260B		5/31/2024	CJR	1
1,2-Dichlorobenzene	< 0.4	ug/l	0.4	1.65	1	8260B		5/31/2024	CJR	1
Dichlorodifluoromethane	< 0.3	ug/l	0.3	1.23	1	8260B		5/31/2024	CJR	1
1,2-Dichloroethane	< 0.43	ug/l	0.43	1.75	1	8260B		5/31/2024	CJR	1
1,1-Dichloroethane	< 0.43	ug/l	0.43	1.74	1	8260B		5/31/2024	CJR	1
1,1-Dichloroethene	< 0.43	ug/l	0.43	1.76	1	8260B		5/31/2024	CJR	1
cis-1,2-Dichloroethene	< 0.32	ug/l	0.32	1.29	1	8260B		5/31/2024	CJR	1
trans-1,2-Dichloroethene	< 0.5	ug/l	0.5	2.02	1	8260B		5/31/2024	CJR	1
1,2-Dichloropropane	< 0.39	ug/l	0.39	1.58	1	8260B		5/31/2024	CJR	1
1,3-Dichloropropane	< 0.38	ug/l	0.38	1.55	1	8260B		5/31/2024	CJR	1
trans-1,3-Dichloropropene	< 0.41	ug/l	0.41	1.67	1	8260B		5/31/2024	CJR	1
cis-1,3-Dichloropropene	< 0.41	ug/l	0.41	1.67	1	8260B		5/31/2024	CJR	1
Di-isopropyl ether	< 0.48	ug/l	0.48	1.96	1	8260B		5/31/2024	CJR	1
EDB (1,2-Dibromoethane)	< 0.39	ug/l	0.39	1.59	1	8260B		5/31/2024	CJR	1
Ethylbenzene	< 0.33	ug/l	0.33	1.37	1	8260B		5/31/2024	CJR	1
Hexachlorobutadiene	< 0.81	ug/l	0.81	3.44	1	8260B		5/31/2024	CJR	1
Isopropylbenzene	< 0.34	ug/l	0.34	1.38	1	8260B		5/31/2024	CJR	1
p-Isopropyltoluene	< 0.47	ug/l	0.47	1.91	1	8260B		5/31/2024	CJR	1
Methylene chloride	< 0.79	ug/l	0.79	3.23	1	8260B		5/31/2024	CJR	1
Methyl tert-butyl ether (MTBE)	< 0.47	ug/l	0.47	1.91	1	8260B		5/31/2024	CJR	1
Naphthalene	< 1.4	ug/l	1.4	5.56	1	8260B		5/31/2024	CJR	1
n-Propylbenzene	< 0.39	ug/l	0.39	1.6	1	8260B		5/31/2024	CJR	1
1,1,2,2-Tetrachloroethane	< 0.43	ug/l	0.43	1.77	1	8260B		5/31/2024	CJR	1
1,1,1,2-Tetrachloroethane	< 0.55	ug/l	0.55	2.25	1	8260B		5/31/2024	CJR	1
Tetrachloroethene	< 0.47	ug/l	0.47	1.91	1	8260B		5/31/2024	CJR	1
Toluene	< 0.33	ug/l	0.33	1.35	1	8260B		5/31/2024	CJR	1
1,2,4-Trichlorobenzene	< 0.63	ug/l	0.63	2.57	1	8260B		5/31/2024	CJR	1
1,2,3-Trichlorobenzene	< 1.4	ug/l	1.4	5.94	1	8260B		5/31/2024	CJR	1
1,1,1-Trichloroethane	3.8	ug/l	0.33	1.34	1	8260B		5/31/2024	CJR	1
1,1,2-Trichloroethane	< 0.42	ug/l	0.42	1.72	1	8260B		5/31/2024	CJR	1
Trichloroethene (TCE)	0.47 "J"	ug/l	0.38	1.55	1	8260B		5/31/2024	CJR	1
Trichlorofluoromethane	< 0.33	ug/l	0.33	1.35	1	8260B		5/31/2024	CJR	1
1,2,4-Trimethylbenzene	< 0.35	ug/l	0.35	1.44	1	8260B		5/31/2024	CJR	1

Project Name COMPLETE RECYCLING **Invoice #** E44029
Project # 999-1009-001

Lab Code 5044029G
Sample ID KMW-5
Sample Matrix Water
Sample Date 5/29/2024

	Result	Unit	LOD	LOQ	Dil	Method	Ext Date	Run Date	Analyst	Code
1,3,5-Trimethylbenzene	< 0.41	ug/l	0.41	1.66	1	8260B		5/31/2024	CJR	1
Vinyl Chloride	< 0.15	ug/l	0.15	0.61	1	8260B		5/31/2024	CJR	1
m&p-Xylene	< 0.64	ug/l	0.64	2.63	1	8260B		5/31/2024	CJR	1
o-Xylene	< 0.37	ug/l	0.37	1.51	1	8260B		5/31/2024	CJR	1
SUR - Dibromofluoromethane	99	REC %			1	8260B		5/31/2024	CJR	1
SUR - Toluene-d8	90	REC %			1	8260B		5/31/2024	CJR	1
SUR - 4-Bromofluorobenzene	102	REC %			1	8260B		5/31/2024	CJR	1
SUR - 1,2-Dichloroethane-d4	100	REC %			1	8260B		5/31/2024	CJR	1

Project Name COMPLETE RECYCLING **Invoice #** E44029
Project # 999-1009-001

Lab Code 5044029H
Sample ID MW-1
Sample Matrix Water
Sample Date 5/29/2024

	Result	Unit	LOD	LOQ	Dil	Method	Ext Date	Run Date	Analyst	Code
Organic										
VOC's										
Benzene	< 0.3	ug/l	0.3	1.25	1	8260B		5/31/2024	CJR	1
Bromobenzene	< 0.34	ug/l	0.34	1.4	1	8260B		5/31/2024	CJR	1
Bromodichloromethane	< 0.36	ug/l	0.36	1.47	1	8260B		5/31/2024	CJR	1
Bromoform	< 0.42	ug/l	0.42	1.72	1	8260B		5/31/2024	CJR	1
tert-Butylbenzene	< 0.37	ug/l	0.37	1.49	1	8260B		5/31/2024	CJR	1
sec-Butylbenzene	< 0.33	ug/l	0.33	1.34	1	8260B		5/31/2024	CJR	1
n-Butylbenzene	< 0.71	ug/l	0.71	2.9	1	8260B		5/31/2024	CJR	1
Carbon Tetrachloride	< 0.34	ug/l	0.34	1.39	1	8260B		5/31/2024	CJR	1
Chlorobenzene	< 0.29	ug/l	0.29	1.19	1	8260B		5/31/2024	CJR	1
Chloroethane	< 0.62	ug/l	0.62	2.54	1	8260B		5/31/2024	CJR	1
Chloroform	< 0.33	ug/l	0.33	1.33	1	8260B		5/31/2024	CJR	1
Chloromethane	< 0.74	ug/l	0.74	3.03	1	8260B		5/31/2024	CJR	1
2-Chlorotoluene	< 0.34	ug/l	0.34	1.37	1	8260B		5/31/2024	CJR	1
4-Chlorotoluene	< 0.4	ug/l	0.4	1.63	1	8260B		5/31/2024	CJR	1
1,2-Dibromo-3-chloropropane	< 0.74	ug/l	0.74	3.01	1	8260B		5/31/2024	CJR	1
Dibromochloromethane	< 0.36	ug/l	0.36	1.46	1	8260B		5/31/2024	CJR	1
1,4-Dichlorobenzene	< 0.49	ug/l	0.49	2.01	1	8260B		5/31/2024	CJR	1
1,3-Dichlorobenzene	< 0.35	ug/l	0.35	1.44	1	8260B		5/31/2024	CJR	1
1,2-Dichlorobenzene	< 0.4	ug/l	0.4	1.65	1	8260B		5/31/2024	CJR	1
Dichlorodifluoromethane	< 0.3	ug/l	0.3	1.23	1	8260B		5/31/2024	CJR	1
1,2-Dichloroethane	4.1	ug/l	0.43	1.75	1	8260B		5/31/2024	CJR	1
1,1-Dichloroethane	< 0.43	ug/l	0.43	1.74	1	8260B		5/31/2024	CJR	1
1,1-Dichloroethene	< 0.43	ug/l	0.43	1.76	1	8260B		5/31/2024	CJR	1
cis-1,2-Dichloroethene	0.41 "J"	ug/l	0.32	1.29	1	8260B		5/31/2024	CJR	1
trans-1,2-Dichloroethene	< 0.5	ug/l	0.5	2.02	1	8260B		5/31/2024	CJR	1
1,2-Dichloropropane	< 0.39	ug/l	0.39	1.58	1	8260B		5/31/2024	CJR	1
1,3-Dichloropropane	< 0.38	ug/l	0.38	1.55	1	8260B		5/31/2024	CJR	1
trans-1,3-Dichloropropene	< 0.41	ug/l	0.41	1.67	1	8260B		5/31/2024	CJR	1
cis-1,3-Dichloropropene	< 0.41	ug/l	0.41	1.67	1	8260B		5/31/2024	CJR	1
Di-isopropyl ether	< 0.48	ug/l	0.48	1.96	1	8260B		5/31/2024	CJR	1
EDB (1,2-Dibromoethane)	< 0.39	ug/l	0.39	1.59	1	8260B		5/31/2024	CJR	1
Ethylbenzene	< 0.33	ug/l	0.33	1.37	1	8260B		5/31/2024	CJR	1
Hexachlorobutadiene	< 0.81	ug/l	0.81	3.44	1	8260B		5/31/2024	CJR	1
Isopropylbenzene	< 0.34	ug/l	0.34	1.38	1	8260B		5/31/2024	CJR	1
p-Isopropyltoluene	< 0.47	ug/l	0.47	1.91	1	8260B		5/31/2024	CJR	1
Methylene chloride	< 0.79	ug/l	0.79	3.23	1	8260B		5/31/2024	CJR	1
Methyl tert-butyl ether (MTBE)	< 0.47	ug/l	0.47	1.91	1	8260B		5/31/2024	CJR	1
Naphthalene	< 1.4	ug/l	1.4	5.56	1	8260B		5/31/2024	CJR	1
n-Propylbenzene	< 0.39	ug/l	0.39	1.6	1	8260B		5/31/2024	CJR	1
1,1,2,2-Tetrachloroethane	< 0.43	ug/l	0.43	1.77	1	8260B		5/31/2024	CJR	1
1,1,1,2-Tetrachloroethane	< 0.55	ug/l	0.55	2.25	1	8260B		5/31/2024	CJR	1
Tetrachloroethene	< 0.47	ug/l	0.47	1.91	1	8260B		5/31/2024	CJR	1
Toluene	< 0.33	ug/l	0.33	1.35	1	8260B		5/31/2024	CJR	1
1,2,4-Trichlorobenzene	< 0.63	ug/l	0.63	2.57	1	8260B		5/31/2024	CJR	1
1,2,3-Trichlorobenzene	< 1.4	ug/l	1.4	5.94	1	8260B		5/31/2024	CJR	1
1,1,1-Trichloroethane	< 0.33	ug/l	0.33	1.34	1	8260B		5/31/2024	CJR	1
1,1,2-Trichloroethane	< 0.42	ug/l	0.42	1.72	1	8260B		5/31/2024	CJR	1
Trichloroethene (TCE)	< 0.38	ug/l	0.38	1.55	1	8260B		5/31/2024	CJR	1
Trichlorofluoromethane	< 0.33	ug/l	0.33	1.35	1	8260B		5/31/2024	CJR	1
1,2,4-Trimethylbenzene	< 0.35	ug/l	0.35	1.44	1	8260B		5/31/2024	CJR	1

Project Name COMPLETE RECYCLING **Invoice #** E44029
Project # 999-1009-001

Lab Code 5044029H
Sample ID MW-1
Sample Matrix Water
Sample Date 5/29/2024

	Result	Unit	LOD	LOQ	Dil	Method	Ext Date	Run Date	Analyst	Code
1,3,5-Trimethylbenzene	< 0.41	ug/l	0.41	1.66	1	8260B		5/31/2024	CJR	1
Vinyl Chloride	0.32 "J"	ug/l	0.15	0.61	1	8260B		5/31/2024	CJR	1
m&p-Xylene	< 0.64	ug/l	0.64	2.63	1	8260B		5/31/2024	CJR	1
o-Xylene	< 0.37	ug/l	0.37	1.51	1	8260B		5/31/2024	CJR	1
SUR - 4-Bromofluorobenzene	106	REC %			1	8260B		5/31/2024	CJR	1
SUR - Dibromofluoromethane	101	REC %			1	8260B		5/31/2024	CJR	1
SUR - 1,2-Dichloroethane-d4	101	REC %			1	8260B		5/31/2024	CJR	1
SUR - Toluene-d8	90	REC %			1	8260B		5/31/2024	CJR	1

Project Name COMPLETE RECYCLING **Invoice #** E44029
Project # 999-1009-001

Lab Code 5044029I
Sample ID PZ-3
Sample Matrix Water
Sample Date 5/29/2024

	Result	Unit	LOD	LOQ	Dil	Method	Ext Date	Run Date	Analyst	Code
Organic										
VOC's										
Benzene	< 0.3	ug/l	0.3	1.25	1	8260B		5/31/2024	CJR	1
Bromobenzene	< 0.34	ug/l	0.34	1.4	1	8260B		5/31/2024	CJR	1
Bromodichloromethane	< 0.36	ug/l	0.36	1.47	1	8260B		5/31/2024	CJR	1
Bromoform	< 0.42	ug/l	0.42	1.72	1	8260B		5/31/2024	CJR	1
tert-Butylbenzene	< 0.37	ug/l	0.37	1.49	1	8260B		5/31/2024	CJR	1
sec-Butylbenzene	< 0.33	ug/l	0.33	1.34	1	8260B		5/31/2024	CJR	1
n-Butylbenzene	< 0.71	ug/l	0.71	2.9	1	8260B		5/31/2024	CJR	1
Carbon Tetrachloride	< 0.34	ug/l	0.34	1.39	1	8260B		5/31/2024	CJR	1
Chlorobenzene	< 0.29	ug/l	0.29	1.19	1	8260B		5/31/2024	CJR	1
Chloroethane	< 0.62	ug/l	0.62	2.54	1	8260B		5/31/2024	CJR	1
Chloroform	< 0.33	ug/l	0.33	1.33	1	8260B		5/31/2024	CJR	1
Chloromethane	< 0.74	ug/l	0.74	3.03	1	8260B		5/31/2024	CJR	1
2-Chlorotoluene	< 0.34	ug/l	0.34	1.37	1	8260B		5/31/2024	CJR	1
4-Chlorotoluene	< 0.4	ug/l	0.4	1.63	1	8260B		5/31/2024	CJR	1
1,2-Dibromo-3-chloropropane	< 0.74	ug/l	0.74	3.01	1	8260B		5/31/2024	CJR	1
Dibromochloromethane	< 0.36	ug/l	0.36	1.46	1	8260B		5/31/2024	CJR	1
1,4-Dichlorobenzene	< 0.49	ug/l	0.49	2.01	1	8260B		5/31/2024	CJR	1
1,3-Dichlorobenzene	< 0.35	ug/l	0.35	1.44	1	8260B		5/31/2024	CJR	1
1,2-Dichlorobenzene	< 0.4	ug/l	0.4	1.65	1	8260B		5/31/2024	CJR	1
Dichlorodifluoromethane	< 0.3	ug/l	0.3	1.23	1	8260B		5/31/2024	CJR	1
1,2-Dichloroethane	< 0.43	ug/l	0.43	1.75	1	8260B		5/31/2024	CJR	1
1,1-Dichloroethane	< 0.43	ug/l	0.43	1.74	1	8260B		5/31/2024	CJR	1
1,1-Dichloroethene	< 0.43	ug/l	0.43	1.76	1	8260B		5/31/2024	CJR	1
cis-1,2-Dichloroethene	< 0.32	ug/l	0.32	1.29	1	8260B		5/31/2024	CJR	1
trans-1,2-Dichloroethene	< 0.5	ug/l	0.5	2.02	1	8260B		5/31/2024	CJR	1
1,2-Dichloropropane	< 0.39	ug/l	0.39	1.58	1	8260B		5/31/2024	CJR	1
1,3-Dichloropropane	< 0.38	ug/l	0.38	1.55	1	8260B		5/31/2024	CJR	1
trans-1,3-Dichloropropene	< 0.41	ug/l	0.41	1.67	1	8260B		5/31/2024	CJR	1
cis-1,3-Dichloropropene	< 0.41	ug/l	0.41	1.67	1	8260B		5/31/2024	CJR	1
Di-isopropyl ether	< 0.48	ug/l	0.48	1.96	1	8260B		5/31/2024	CJR	1
EDB (1,2-Dibromoethane)	< 0.39	ug/l	0.39	1.59	1	8260B		5/31/2024	CJR	1
Ethylbenzene	< 0.33	ug/l	0.33	1.37	1	8260B		5/31/2024	CJR	1
Hexachlorobutadiene	< 0.81	ug/l	0.81	3.44	1	8260B		5/31/2024	CJR	1
Isopropylbenzene	< 0.34	ug/l	0.34	1.38	1	8260B		5/31/2024	CJR	1
p-Isopropyltoluene	< 0.47	ug/l	0.47	1.91	1	8260B		5/31/2024	CJR	1
Methylene chloride	< 0.79	ug/l	0.79	3.23	1	8260B		5/31/2024	CJR	1
Methyl tert-butyl ether (MTBE)	< 0.47	ug/l	0.47	1.91	1	8260B		5/31/2024	CJR	1
Naphthalene	< 1.4	ug/l	1.4	5.56	1	8260B		5/31/2024	CJR	1
n-Propylbenzene	< 0.39	ug/l	0.39	1.6	1	8260B		5/31/2024	CJR	1
1,1,2,2-Tetrachloroethane	< 0.43	ug/l	0.43	1.77	1	8260B		5/31/2024	CJR	1
1,1,1,2-Tetrachloroethane	< 0.55	ug/l	0.55	2.25	1	8260B		5/31/2024	CJR	1
Tetrachloroethene	< 0.47	ug/l	0.47	1.91	1	8260B		5/31/2024	CJR	1
Toluene	< 0.33	ug/l	0.33	1.35	1	8260B		5/31/2024	CJR	1
1,2,4-Trichlorobenzene	< 0.63	ug/l	0.63	2.57	1	8260B		5/31/2024	CJR	1
1,2,3-Trichlorobenzene	< 1.4	ug/l	1.4	5.94	1	8260B		5/31/2024	CJR	1
1,1,1-Trichloroethane	< 0.33	ug/l	0.33	1.34	1	8260B		5/31/2024	CJR	1
1,1,2-Trichloroethane	< 0.42	ug/l	0.42	1.72	1	8260B		5/31/2024	CJR	1
Trichloroethene (TCE)	< 0.38	ug/l	0.38	1.55	1	8260B		5/31/2024	CJR	1
Trichlorofluoromethane	< 0.33	ug/l	0.33	1.35	1	8260B		5/31/2024	CJR	1
1,2,4-Trimethylbenzene	< 0.35	ug/l	0.35	1.44	1	8260B		5/31/2024	CJR	1

Project Name COMPLETE RECYCLING **Invoice #** E44029
Project # 999-1009-001

Lab Code 5044029I
Sample ID PZ-3
Sample Matrix Water
Sample Date 5/29/2024

	Result	Unit	LOD	LOQ	Dil	Method	Ext Date	Run Date	Analyst	Code
1,3,5-Trimethylbenzene	< 0.41	ug/l	0.41	1.66	1	8260B		5/31/2024	CJR	1
Vinyl Chloride	< 0.15	ug/l	0.15	0.61	1	8260B		5/31/2024	CJR	1
m&p-Xylene	< 0.64	ug/l	0.64	2.63	1	8260B		5/31/2024	CJR	1
o-Xylene	< 0.37	ug/l	0.37	1.51	1	8260B		5/31/2024	CJR	1
SUR - Toluene-d8	91	REC %			1	8260B		5/31/2024	CJR	1
SUR - Dibromofluoromethane	100	REC %			1	8260B		5/31/2024	CJR	1
SUR - 1,2-Dichloroethane-d4	95	REC %			1	8260B		5/31/2024	CJR	1
SUR - 4-Bromofluorobenzene	106	REC %			1	8260B		5/31/2024	CJR	1

Project Name COMPLETE RECYCLING **Invoice #** E44029
Project # 999-1009-001

Lab Code 5044029J
Sample ID KMW-6
Sample Matrix Water
Sample Date 5/29/2024

	Result	Unit	LOD	LOQ	Dil	Method	Ext Date	Run Date	Analyst	Code
Organic										
VOC's										
Benzene	< 0.3	ug/l	0.3	1.25	1	8260B		5/31/2024	CJR	1
Bromobenzene	< 0.34	ug/l	0.34	1.4	1	8260B		5/31/2024	CJR	1
Bromodichloromethane	< 0.36	ug/l	0.36	1.47	1	8260B		5/31/2024	CJR	1
Bromoform	< 0.42	ug/l	0.42	1.72	1	8260B		5/31/2024	CJR	1
tert-Butylbenzene	< 0.37	ug/l	0.37	1.49	1	8260B		5/31/2024	CJR	1
sec-Butylbenzene	< 0.33	ug/l	0.33	1.34	1	8260B		5/31/2024	CJR	1
n-Butylbenzene	< 0.71	ug/l	0.71	2.9	1	8260B		5/31/2024	CJR	1
Carbon Tetrachloride	< 0.34	ug/l	0.34	1.39	1	8260B		5/31/2024	CJR	1
Chlorobenzene	< 0.29	ug/l	0.29	1.19	1	8260B		5/31/2024	CJR	1
Chloroethane	< 0.62	ug/l	0.62	2.54	1	8260B		5/31/2024	CJR	1
Chloroform	< 0.33	ug/l	0.33	1.33	1	8260B		5/31/2024	CJR	1
Chloromethane	< 0.74	ug/l	0.74	3.03	1	8260B		5/31/2024	CJR	1
2-Chlorotoluene	< 0.34	ug/l	0.34	1.37	1	8260B		5/31/2024	CJR	1
4-Chlorotoluene	< 0.4	ug/l	0.4	1.63	1	8260B		5/31/2024	CJR	1
1,2-Dibromo-3-chloropropane	< 0.74	ug/l	0.74	3.01	1	8260B		5/31/2024	CJR	1
Dibromochloromethane	< 0.36	ug/l	0.36	1.46	1	8260B		5/31/2024	CJR	1
1,4-Dichlorobenzene	< 0.49	ug/l	0.49	2.01	1	8260B		5/31/2024	CJR	1
1,3-Dichlorobenzene	< 0.35	ug/l	0.35	1.44	1	8260B		5/31/2024	CJR	1
1,2-Dichlorobenzene	< 0.4	ug/l	0.4	1.65	1	8260B		5/31/2024	CJR	1
Dichlorodifluoromethane	< 0.3	ug/l	0.3	1.23	1	8260B		5/31/2024	CJR	1
1,2-Dichloroethane	< 0.43	ug/l	0.43	1.75	1	8260B		5/31/2024	CJR	1
1,1-Dichloroethane	< 0.43	ug/l	0.43	1.74	1	8260B		5/31/2024	CJR	1
1,1-Dichloroethene	< 0.43	ug/l	0.43	1.76	1	8260B		5/31/2024	CJR	1
cis-1,2-Dichloroethene	5.5	ug/l	0.32	1.29	1	8260B		5/31/2024	CJR	1
trans-1,2-Dichloroethene	1.19 "J"	ug/l	0.5	2.02	1	8260B		5/31/2024	CJR	1
1,2-Dichloropropane	< 0.39	ug/l	0.39	1.58	1	8260B		5/31/2024	CJR	1
1,3-Dichloropropane	< 0.38	ug/l	0.38	1.55	1	8260B		5/31/2024	CJR	1
trans-1,3-Dichloropropene	< 0.41	ug/l	0.41	1.67	1	8260B		5/31/2024	CJR	1
cis-1,3-Dichloropropene	< 0.41	ug/l	0.41	1.67	1	8260B		5/31/2024	CJR	1
Di-isopropyl ether	< 0.48	ug/l	0.48	1.96	1	8260B		5/31/2024	CJR	1
EDB (1,2-Dibromoethane)	< 0.39	ug/l	0.39	1.59	1	8260B		5/31/2024	CJR	1
Ethylbenzene	< 0.33	ug/l	0.33	1.37	1	8260B		5/31/2024	CJR	1
Hexachlorobutadiene	< 0.81	ug/l	0.81	3.44	1	8260B		5/31/2024	CJR	1
Isopropylbenzene	< 0.34	ug/l	0.34	1.38	1	8260B		5/31/2024	CJR	1
p-Isopropyltoluene	< 0.47	ug/l	0.47	1.91	1	8260B		5/31/2024	CJR	1
Methylene chloride	< 0.79	ug/l	0.79	3.23	1	8260B		5/31/2024	CJR	1
Methyl tert-butyl ether (MTBE)	< 0.47	ug/l	0.47	1.91	1	8260B		5/31/2024	CJR	1
Naphthalene	< 1.4	ug/l	1.4	5.56	1	8260B		5/31/2024	CJR	1
n-Propylbenzene	< 0.39	ug/l	0.39	1.6	1	8260B		5/31/2024	CJR	1
1,1,2,2-Tetrachloroethane	< 0.43	ug/l	0.43	1.77	1	8260B		5/31/2024	CJR	1
1,1,1,2-Tetrachloroethane	< 0.55	ug/l	0.55	2.25	1	8260B		5/31/2024	CJR	1
Tetrachloroethene	< 0.47	ug/l	0.47	1.91	1	8260B		5/31/2024	CJR	1
Toluene	< 0.33	ug/l	0.33	1.35	1	8260B		5/31/2024	CJR	1
1,2,4-Trichlorobenzene	< 0.63	ug/l	0.63	2.57	1	8260B		5/31/2024	CJR	1
1,2,3-Trichlorobenzene	< 1.4	ug/l	1.4	5.94	1	8260B		5/31/2024	CJR	1
1,1,1-Trichloroethane	< 0.33	ug/l	0.33	1.34	1	8260B		5/31/2024	CJR	1
1,1,2-Trichloroethane	< 0.42	ug/l	0.42	1.72	1	8260B		5/31/2024	CJR	1
Trichloroethene (TCE)	27.4	ug/l	0.38	1.55	1	8260B		5/31/2024	CJR	1
Trichlorofluoromethane	< 0.33	ug/l	0.33	1.35	1	8260B		5/31/2024	CJR	1
1,2,4-Trimethylbenzene	< 0.35	ug/l	0.35	1.44	1	8260B		5/31/2024	CJR	1

Project Name COMPLETE RECYCLING **Invoice #** E44029
Project # 999-1009-001

Lab Code 5044029J
Sample ID KMW-6
Sample Matrix Water
Sample Date 5/29/2024

	Result	Unit	LOD	LOQ	Dil	Method	Ext Date	Run Date	Analyst	Code
1,3,5-Trimethylbenzene	< 0.41	ug/l	0.41	1.66	1	8260B		5/31/2024	CJR	1
Vinyl Chloride	0.31 "J"	ug/l	0.15	0.61	1	8260B		5/31/2024	CJR	1
m&p-Xylene	< 0.64	ug/l	0.64	2.63	1	8260B		5/31/2024	CJR	1
o-Xylene	< 0.37	ug/l	0.37	1.51	1	8260B		5/31/2024	CJR	1
SUR - 4-Bromofluorobenzene	107	REC %			1	8260B		5/31/2024	CJR	1
SUR - Dibromofluoromethane	95	REC %			1	8260B		5/31/2024	CJR	1
SUR - Toluene-d8	90	REC %			1	8260B		5/31/2024	CJR	1
SUR - 1,2-Dichloroethane-d4	95	REC %			1	8260B		5/31/2024	CJR	1

Project Name COMPLETE RECYCLING **Invoice #** E44029
Project # 999-1009-001

Lab Code 5044029K
Sample ID PZ-4
Sample Matrix Water
Sample Date 5/29/2024

	Result	Unit	LOD	LOQ	Dil	Method	Ext Date	Run Date	Analyst	Code
Organic										
VOC's										
Benzene	< 0.3	ug/l	0.3	1.25	1	8260B		5/31/2024	CJR	1
Bromobenzene	< 0.34	ug/l	0.34	1.4	1	8260B		5/31/2024	CJR	1
Bromodichloromethane	< 0.36	ug/l	0.36	1.47	1	8260B		5/31/2024	CJR	1
Bromoform	< 0.42	ug/l	0.42	1.72	1	8260B		5/31/2024	CJR	1
tert-Butylbenzene	< 0.37	ug/l	0.37	1.49	1	8260B		5/31/2024	CJR	1
sec-Butylbenzene	< 0.33	ug/l	0.33	1.34	1	8260B		5/31/2024	CJR	1
n-Butylbenzene	< 0.71	ug/l	0.71	2.9	1	8260B		5/31/2024	CJR	1
Carbon Tetrachloride	< 0.34	ug/l	0.34	1.39	1	8260B		5/31/2024	CJR	1
Chlorobenzene	< 0.29	ug/l	0.29	1.19	1	8260B		5/31/2024	CJR	1
Chloroethane	< 0.62	ug/l	0.62	2.54	1	8260B		5/31/2024	CJR	1
Chloroform	< 0.33	ug/l	0.33	1.33	1	8260B		5/31/2024	CJR	1
Chloromethane	< 0.74	ug/l	0.74	3.03	1	8260B		5/31/2024	CJR	1
2-Chlorotoluene	< 0.34	ug/l	0.34	1.37	1	8260B		5/31/2024	CJR	1
4-Chlorotoluene	< 0.4	ug/l	0.4	1.63	1	8260B		5/31/2024	CJR	1
1,2-Dibromo-3-chloropropane	< 0.74	ug/l	0.74	3.01	1	8260B		5/31/2024	CJR	1
Dibromochloromethane	< 0.36	ug/l	0.36	1.46	1	8260B		5/31/2024	CJR	1
1,4-Dichlorobenzene	< 0.49	ug/l	0.49	2.01	1	8260B		5/31/2024	CJR	1
1,3-Dichlorobenzene	< 0.35	ug/l	0.35	1.44	1	8260B		5/31/2024	CJR	1
1,2-Dichlorobenzene	< 0.4	ug/l	0.4	1.65	1	8260B		5/31/2024	CJR	1
Dichlorodifluoromethane	< 0.3	ug/l	0.3	1.23	1	8260B		5/31/2024	CJR	1
1,2-Dichloroethane	< 0.43	ug/l	0.43	1.75	1	8260B		5/31/2024	CJR	1
1,1-Dichloroethane	28.5	ug/l	0.43	1.74	1	8260B		5/31/2024	CJR	1
1,1-Dichloroethene	1.18 "J"	ug/l	0.43	1.76	1	8260B		5/31/2024	CJR	1
cis-1,2-Dichloroethene	38	ug/l	0.32	1.29	1	8260B		5/31/2024	CJR	1
trans-1,2-Dichloroethene	1.37 "J"	ug/l	0.5	2.02	1	8260B		5/31/2024	CJR	1
1,2-Dichloropropane	< 0.39	ug/l	0.39	1.58	1	8260B		5/31/2024	CJR	1
1,3-Dichloropropane	< 0.38	ug/l	0.38	1.55	1	8260B		5/31/2024	CJR	1
trans-1,3-Dichloropropene	< 0.41	ug/l	0.41	1.67	1	8260B		5/31/2024	CJR	1
cis-1,3-Dichloropropene	< 0.41	ug/l	0.41	1.67	1	8260B		5/31/2024	CJR	1
Di-isopropyl ether	< 0.48	ug/l	0.48	1.96	1	8260B		5/31/2024	CJR	1
EDB (1,2-Dibromoethane)	< 0.39	ug/l	0.39	1.59	1	8260B		5/31/2024	CJR	1
Ethylbenzene	< 0.33	ug/l	0.33	1.37	1	8260B		5/31/2024	CJR	1
Hexachlorobutadiene	< 0.81	ug/l	0.81	3.44	1	8260B		5/31/2024	CJR	1
Isopropylbenzene	< 0.34	ug/l	0.34	1.38	1	8260B		5/31/2024	CJR	1
p-Isopropyltoluene	< 0.47	ug/l	0.47	1.91	1	8260B		5/31/2024	CJR	1
Methylene chloride	< 0.79	ug/l	0.79	3.23	1	8260B		5/31/2024	CJR	1
Methyl tert-butyl ether (MTBE)	< 0.47	ug/l	0.47	1.91	1	8260B		5/31/2024	CJR	1
Naphthalene	< 1.4	ug/l	1.4	5.56	1	8260B		5/31/2024	CJR	1
n-Propylbenzene	< 0.39	ug/l	0.39	1.6	1	8260B		5/31/2024	CJR	1
1,1,2,2-Tetrachloroethane	< 0.43	ug/l	0.43	1.77	1	8260B		5/31/2024	CJR	1
1,1,1,2-Tetrachloroethane	< 0.55	ug/l	0.55	2.25	1	8260B		5/31/2024	CJR	1
Tetrachloroethene	8.9	ug/l	0.47	1.91	1	8260B		5/31/2024	CJR	1
Toluene	< 0.33	ug/l	0.33	1.35	1	8260B		5/31/2024	CJR	1
1,2,4-Trichlorobenzene	< 0.63	ug/l	0.63	2.57	1	8260B		5/31/2024	CJR	1
1,2,3-Trichlorobenzene	< 1.4	ug/l	1.4	5.94	1	8260B		5/31/2024	CJR	1
1,1,1-Trichloroethane	19.1	ug/l	0.33	1.34	1	8260B		5/31/2024	CJR	1
1,1,2-Trichloroethane	< 0.42	ug/l	0.42	1.72	1	8260B		5/31/2024	CJR	1
Trichloroethene (TCE)	117	ug/l	0.38	1.55	1	8260B		5/31/2024	CJR	1
Trichlorofluoromethane	< 0.33	ug/l	0.33	1.35	1	8260B		5/31/2024	CJR	1
1,2,4-Trimethylbenzene	< 0.35	ug/l	0.35	1.44	1	8260B		5/31/2024	CJR	1

Project Name COMPLETE RECYCLING **Invoice #** E44029
Project # 999-1009-001

Lab Code 5044029K
Sample ID PZ-4
Sample Matrix Water
Sample Date 5/29/2024

	Result	Unit	LOD	LOQ	Dil	Method	Ext Date	Run Date	Analyst	Code
1,3,5-Trimethylbenzene	< 0.41	ug/l	0.41	1.66	1	8260B		5/31/2024	CJR	1
Vinyl Chloride	3.4	ug/l	0.15	0.61	1	8260B		5/31/2024	CJR	1
m&p-Xylene	< 0.64	ug/l	0.64	2.63	1	8260B		5/31/2024	CJR	1
o-Xylene	< 0.37	ug/l	0.37	1.51	1	8260B		5/31/2024	CJR	1
SUR - 1,2-Dichloroethane-d4	99	REC %			1	8260B		5/31/2024	CJR	1
SUR - 4-Bromofluorobenzene	106	REC %			1	8260B		5/31/2024	CJR	1
SUR - Dibromofluoromethane	94	REC %			1	8260B		5/31/2024	CJR	1
SUR - Toluene-d8	91	REC %			1	8260B		5/31/2024	CJR	1

Project Name COMPLETE RECYCLING **Invoice #** E44029
Project # 999-1009-001

Lab Code 5044029L
Sample ID MW-14
Sample Matrix Water
Sample Date 5/29/2024

	Result	Unit	LOD	LOQ	Dil	Method	Ext Date	Run Date	Analyst	Code
Organic										
VOC's										
Benzene	< 0.3	ug/l	0.3	1.25	1	8260B		6/1/2024	CJR	1
Bromobenzene	< 0.34	ug/l	0.34	1.4	1	8260B		6/1/2024	CJR	1
Bromodichloromethane	< 0.36	ug/l	0.36	1.47	1	8260B		6/1/2024	CJR	1
Bromoform	< 0.42	ug/l	0.42	1.72	1	8260B		6/1/2024	CJR	1
tert-Butylbenzene	< 0.37	ug/l	0.37	1.49	1	8260B		6/1/2024	CJR	1
sec-Butylbenzene	< 0.33	ug/l	0.33	1.34	1	8260B		6/1/2024	CJR	1
n-Butylbenzene	< 0.71	ug/l	0.71	2.9	1	8260B		6/1/2024	CJR	1
Carbon Tetrachloride	< 0.34	ug/l	0.34	1.39	1	8260B		6/1/2024	CJR	1
Chlorobenzene	< 0.29	ug/l	0.29	1.19	1	8260B		6/1/2024	CJR	1
Chloroethane	< 0.62	ug/l	0.62	2.54	1	8260B		6/1/2024	CJR	1
Chloroform	0.69 "J"	ug/l	0.33	1.33	1	8260B		6/1/2024	CJR	1
Chloromethane	< 0.74	ug/l	0.74	3.03	1	8260B		6/1/2024	CJR	1
2-Chlorotoluene	< 0.34	ug/l	0.34	1.37	1	8260B		6/1/2024	CJR	1
4-Chlorotoluene	< 0.4	ug/l	0.4	1.63	1	8260B		6/1/2024	CJR	1
1,2-Dibromo-3-chloropropane	< 0.74	ug/l	0.74	3.01	1	8260B		6/1/2024	CJR	1
Dibromochloromethane	< 0.36	ug/l	0.36	1.46	1	8260B		6/1/2024	CJR	1
1,4-Dichlorobenzene	< 0.49	ug/l	0.49	2.01	1	8260B		6/1/2024	CJR	1
1,3-Dichlorobenzene	< 0.35	ug/l	0.35	1.44	1	8260B		6/1/2024	CJR	1
1,2-Dichlorobenzene	< 0.4	ug/l	0.4	1.65	1	8260B		6/1/2024	CJR	1
Dichlorodifluoromethane	< 0.3	ug/l	0.3	1.23	1	8260B		6/1/2024	CJR	1
1,2-Dichloroethane	< 0.43	ug/l	0.43	1.75	1	8260B		6/1/2024	CJR	1
1,1-Dichloroethane	6.7	ug/l	0.43	1.74	1	8260B		6/1/2024	CJR	1
1,1-Dichloroethene	< 0.43	ug/l	0.43	1.76	1	8260B		6/1/2024	CJR	1
cis-1,2-Dichloroethene	1.76	ug/l	0.32	1.29	1	8260B		6/1/2024	CJR	1
trans-1,2-Dichloroethene	< 0.5	ug/l	0.5	2.02	1	8260B		6/1/2024	CJR	1
1,2-Dichloropropane	< 0.39	ug/l	0.39	1.58	1	8260B		6/1/2024	CJR	1
1,3-Dichloropropane	< 0.38	ug/l	0.38	1.55	1	8260B		6/1/2024	CJR	1
trans-1,3-Dichloropropene	< 0.41	ug/l	0.41	1.67	1	8260B		6/1/2024	CJR	1
cis-1,3-Dichloropropene	< 0.41	ug/l	0.41	1.67	1	8260B		6/1/2024	CJR	1
Di-isopropyl ether	< 0.48	ug/l	0.48	1.96	1	8260B		6/1/2024	CJR	1
EDB (1,2-Dibromoethane)	< 0.39	ug/l	0.39	1.59	1	8260B		6/1/2024	CJR	1
Ethylbenzene	< 0.33	ug/l	0.33	1.37	1	8260B		6/1/2024	CJR	1
Hexachlorobutadiene	< 0.81	ug/l	0.81	3.44	1	8260B		6/1/2024	CJR	1
Isopropylbenzene	< 0.34	ug/l	0.34	1.38	1	8260B		6/1/2024	CJR	1
p-Isopropyltoluene	< 0.47	ug/l	0.47	1.91	1	8260B		6/1/2024	CJR	1
Methylene chloride	< 0.79	ug/l	0.79	3.23	1	8260B		6/1/2024	CJR	1
Methyl tert-butyl ether (MTBE)	< 0.47	ug/l	0.47	1.91	1	8260B		6/1/2024	CJR	1
Naphthalene	< 1.4	ug/l	1.4	5.56	1	8260B		6/1/2024	CJR	1
n-Propylbenzene	< 0.39	ug/l	0.39	1.6	1	8260B		6/1/2024	CJR	1
1,1,2,2-Tetrachloroethane	< 0.43	ug/l	0.43	1.77	1	8260B		6/1/2024	CJR	1
1,1,1,2-Tetrachloroethane	< 0.55	ug/l	0.55	2.25	1	8260B		6/1/2024	CJR	1
Tetrachloroethene	3.8	ug/l	0.47	1.91	1	8260B		6/1/2024	CJR	1
Toluene	< 0.33	ug/l	0.33	1.35	1	8260B		6/1/2024	CJR	1
1,2,4-Trichlorobenzene	< 0.63	ug/l	0.63	2.57	1	8260B		6/1/2024	CJR	1
1,2,3-Trichlorobenzene	< 1.4	ug/l	1.4	5.94	1	8260B		6/1/2024	CJR	1
1,1,1-Trichloroethane	14.9	ug/l	0.33	1.34	1	8260B		6/1/2024	CJR	1
1,1,2-Trichloroethane	< 0.42	ug/l	0.42	1.72	1	8260B		6/1/2024	CJR	1
Trichloroethene (TCE)	61	ug/l	0.38	1.55	1	8260B		6/1/2024	CJR	1
Trichlorofluoromethane	< 0.33	ug/l	0.33	1.35	1	8260B		6/1/2024	CJR	1
1,2,4-Trimethylbenzene	< 0.35	ug/l	0.35	1.44	1	8260B		6/1/2024	CJR	1

Project Name COMPLETE RECYCLING **Invoice #** E44029
Project # 999-1009-001

Lab Code 5044029L
Sample ID MW-14
Sample Matrix Water
Sample Date 5/29/2024

	Result	Unit	LOD	LOQ	Dil	Method	Ext Date	Run Date	Analyst	Code
1,3,5-Trimethylbenzene	< 0.41	ug/l	0.41	1.66	1	8260B		6/1/2024	CJR	1
Vinyl Chloride	0.51 "J"	ug/l	0.15	0.61	1	8260B		6/1/2024	CJR	1
m&p-Xylene	< 0.64	ug/l	0.64	2.63	1	8260B		6/1/2024	CJR	1
o-Xylene	< 0.37	ug/l	0.37	1.51	1	8260B		6/1/2024	CJR	1
SUR - 1,2-Dichloroethane-d4	104	REC %			1	8260B		6/1/2024	CJR	1
SUR - 4-Bromofluorobenzene	112	REC %			1	8260B		6/1/2024	CJR	1
SUR - Dibromofluoromethane	98	REC %			1	8260B		6/1/2024	CJR	1
SUR - Toluene-d8	88	REC %			1	8260B		6/1/2024	CJR	1

Project Name COMPLETE RECYCLING **Invoice #** E44029
Project # 999-1009-001

Lab Code 5044029M
Sample ID MW-15
Sample Matrix Water
Sample Date 5/29/2024

	Result	Unit	LOD	LOQ	Dil	Method	Ext Date	Run Date	Analyst	Code
Organic										
VOC's										
Benzene	< 0.3	ug/l	0.3	1.25	1	8260B		6/4/2024	CJR	1
Bromobenzene	< 0.34	ug/l	0.34	1.4	1	8260B		6/4/2024	CJR	1
Bromodichloromethane	< 0.36	ug/l	0.36	1.47	1	8260B		6/4/2024	CJR	1
Bromoform	< 0.42	ug/l	0.42	1.72	1	8260B		6/4/2024	CJR	1
tert-Butylbenzene	1.63	ug/l	0.37	1.49	1	8260B		6/4/2024	CJR	1
sec-Butylbenzene	11.2	ug/l	0.33	1.34	1	8260B		6/4/2024	CJR	1
n-Butylbenzene	9.2	ug/l	0.71	2.9	1	8260B		6/4/2024	CJR	1
Carbon Tetrachloride	< 0.34	ug/l	0.34	1.39	1	8260B		6/4/2024	CJR	1
Chlorobenzene	< 0.29	ug/l	0.29	1.19	1	8260B		6/4/2024	CJR	1
Chloroethane	1.55 "J"	ug/l	0.62	2.54	1	8260B		6/4/2024	CJR	1
Chloroform	< 0.33	ug/l	0.33	1.33	1	8260B		6/4/2024	CJR	1
Chloromethane	< 0.74	ug/l	0.74	3.03	1	8260B		6/4/2024	CJR	1
2-Chlorotoluene	< 0.34	ug/l	0.34	1.37	1	8260B		6/4/2024	CJR	1
4-Chlorotoluene	< 0.4	ug/l	0.4	1.63	1	8260B		6/4/2024	CJR	1
1,2-Dibromo-3-chloropropane	< 0.74	ug/l	0.74	3.01	1	8260B		6/4/2024	CJR	1
Dibromochloromethane	< 0.36	ug/l	0.36	1.46	1	8260B		6/4/2024	CJR	1
1,4-Dichlorobenzene	< 0.49	ug/l	0.49	2.01	1	8260B		6/4/2024	CJR	1
1,3-Dichlorobenzene	< 0.35	ug/l	0.35	1.44	1	8260B		6/4/2024	CJR	1
1,2-Dichlorobenzene	< 0.4	ug/l	0.4	1.65	1	8260B		6/4/2024	CJR	1
Dichlorodifluoromethane	< 0.3	ug/l	0.3	1.23	1	8260B		6/4/2024	CJR	1
1,2-Dichloroethane	< 0.43	ug/l	0.43	1.75	1	8260B		6/4/2024	CJR	1
1,1-Dichloroethane	0.58 "J"	ug/l	0.43	1.74	1	8260B		6/4/2024	CJR	1
1,1-Dichloroethene	< 0.43	ug/l	0.43	1.76	1	8260B		6/4/2024	CJR	1
cis-1,2-Dichloroethene	0.37 "J"	ug/l	0.32	1.29	1	8260B		6/4/2024	CJR	1
trans-1,2-Dichloroethene	0.64 "J"	ug/l	0.5	2.02	1	8260B		6/4/2024	CJR	1
1,2-Dichloropropane	< 0.39	ug/l	0.39	1.58	1	8260B		6/4/2024	CJR	1
1,3-Dichloropropane	< 0.38	ug/l	0.38	1.55	1	8260B		6/4/2024	CJR	1
trans-1,3-Dichloropropene	< 0.41	ug/l	0.41	1.67	1	8260B		6/4/2024	CJR	1
cis-1,3-Dichloropropene	< 0.41	ug/l	0.41	1.67	1	8260B		6/4/2024	CJR	1
Di-isopropyl ether	< 0.48	ug/l	0.48	1.96	1	8260B		6/4/2024	CJR	1
EDB (1,2-Dibromoethane)	< 0.39	ug/l	0.39	1.59	1	8260B		6/4/2024	CJR	1
Ethylbenzene	< 0.33	ug/l	0.33	1.37	1	8260B		6/4/2024	CJR	1
Hexachlorobutadiene	< 0.81	ug/l	0.81	3.44	1	8260B		6/4/2024	CJR	1
Isopropylbenzene	18.6	ug/l	0.34	1.38	1	8260B		6/4/2024	CJR	1
p-Isopropyltoluene	< 0.47	ug/l	0.47	1.91	1	8260B		6/4/2024	CJR	1
Methylene chloride	< 0.79	ug/l	0.79	3.23	1	8260B		6/4/2024	CJR	1
Methyl tert-butyl ether (MTBE)	< 0.47	ug/l	0.47	1.91	1	8260B		6/4/2024	CJR	1
Naphthalene	< 1.4	ug/l	1.4	5.56	1	8260B		6/4/2024	CJR	1
n-Propylbenzene	29.2	ug/l	0.39	1.6	1	8260B		6/4/2024	CJR	1
1,1,2,2-Tetrachloroethane	< 0.43	ug/l	0.43	1.77	1	8260B		6/4/2024	CJR	1
1,1,1,2-Tetrachloroethane	< 0.55	ug/l	0.55	2.25	1	8260B		6/4/2024	CJR	1
Tetrachloroethene	< 0.47	ug/l	0.47	1.91	1	8260B		6/4/2024	CJR	1
Toluene	< 0.33	ug/l	0.33	1.35	1	8260B		6/4/2024	CJR	1
1,2,4-Trichlorobenzene	< 0.63	ug/l	0.63	2.57	1	8260B		6/4/2024	CJR	1
1,2,3-Trichlorobenzene	< 1.4	ug/l	1.4	5.94	1	8260B		6/4/2024	CJR	1
1,1,1-Trichloroethane	< 0.33	ug/l	0.33	1.34	1	8260B		6/4/2024	CJR	1
1,1,2-Trichloroethane	< 0.42	ug/l	0.42	1.72	1	8260B		6/4/2024	CJR	1
Trichloroethene (TCE)	< 0.38	ug/l	0.38	1.55	1	8260B		6/4/2024	CJR	1
Trichlorofluoromethane	< 0.33	ug/l	0.33	1.35	1	8260B		6/4/2024	CJR	1
1,2,4-Trimethylbenzene	< 0.35	ug/l	0.35	1.44	1	8260B		6/4/2024	CJR	1

Project Name COMPLETE RECYCLING **Invoice #** E44029
Project # 999-1009-001

Lab Code 5044029M
Sample ID MW-15
Sample Matrix Water
Sample Date 5/29/2024

	Result	Unit	LOD	LOQ	Dil	Method	Ext Date	Run Date	Analyst	Code
1,3,5-Trimethylbenzene	< 0.41	ug/l	0.41	1.66	1	8260B		6/4/2024	CJR	1
Vinyl Chloride	< 0.15	ug/l	0.15	0.61	1	8260B		6/4/2024	CJR	1
m&p-Xylene	< 0.64	ug/l	0.64	2.63	1	8260B		6/4/2024	CJR	1
o-Xylene	< 0.37	ug/l	0.37	1.51	1	8260B		6/4/2024	CJR	1
SUR - 1,2-Dichloroethane-d4	102	REC %			1	8260B		6/4/2024	CJR	1
SUR - 4-Bromofluorobenzene	115	REC %			1	8260B		6/4/2024	CJR	1
SUR - Dibromofluoromethane	94	REC %			1	8260B		6/4/2024	CJR	1
SUR - Toluene-d8	96	REC %			1	8260B		6/4/2024	CJR	1

Project Name COMPLETE RECYCLING **Invoice #** E44029
Project # 999-1009-001

Lab Code 5044029N
Sample ID PMW-8
Sample Matrix Water
Sample Date 5/29/2024

	Result	Unit	LOD	LOQ	Dil	Method	Ext Date	Run Date	Analyst	Code
Organic										
VOC's										
Benzene	7.1 "J"	ug/l	3	12.5	10	8260B		6/1/2024	CJR	1
Bromobenzene	< 3.4	ug/l	3.4	14	10	8260B		6/1/2024	CJR	1
Bromodichloromethane	< 3.6	ug/l	3.6	14.7	10	8260B		6/1/2024	CJR	1
Bromoform	< 4.2	ug/l	4.2	17.2	10	8260B		6/1/2024	CJR	1
tert-Butylbenzene	< 3.7	ug/l	3.7	14.9	10	8260B		6/1/2024	CJR	1
sec-Butylbenzene	8.5 "J"	ug/l	3.3	13.4	10	8260B		6/1/2024	CJR	1
n-Butylbenzene	22.5 "J"	ug/l	7.1	29	10	8260B		6/1/2024	CJR	1
Carbon Tetrachloride	< 3.4	ug/l	3.4	13.9	10	8260B		6/1/2024	CJR	1
Chlorobenzene	< 2.9	ug/l	2.9	11.9	10	8260B		6/1/2024	CJR	1
Chloroethane	560	ug/l	6.2	25.4	10	8260B		6/1/2024	CJR	1
Chloroform	< 3.3	ug/l	3.3	13.3	10	8260B		6/1/2024	CJR	1
Chloromethane	< 7.4	ug/l	7.4	30.3	10	8260B		6/1/2024	CJR	1
2-Chlorotoluene	< 3.4	ug/l	3.4	13.7	10	8260B		6/1/2024	CJR	1
4-Chlorotoluene	< 4	ug/l	4	16.3	10	8260B		6/1/2024	CJR	1
1,2-Dibromo-3-chloropropane	< 7.4	ug/l	7.4	30.1	10	8260B		6/1/2024	CJR	1
Dibromochloromethane	< 3.6	ug/l	3.6	14.6	10	8260B		6/1/2024	CJR	1
1,4-Dichlorobenzene	< 4.9	ug/l	4.9	20.1	10	8260B		6/1/2024	CJR	1
1,3-Dichlorobenzene	< 3.5	ug/l	3.5	14.4	10	8260B		6/1/2024	CJR	1
1,2-Dichlorobenzene	< 4	ug/l	4	16.5	10	8260B		6/1/2024	CJR	1
Dichlorodifluoromethane	< 3	ug/l	3	12.3	10	8260B		6/1/2024	CJR	1
1,2-Dichloroethane	63	ug/l	4.3	17.5	10	8260B		6/1/2024	CJR	1
1,1-Dichloroethane	430	ug/l	4.3	17.4	10	8260B		6/1/2024	CJR	1
1,1-Dichloroethene	< 4.3	ug/l	4.3	17.6	10	8260B		6/1/2024	CJR	1
cis-1,2-Dichloroethene	1210	ug/l	3.2	12.9	10	8260B		6/1/2024	CJR	1
trans-1,2-Dichloroethene	26.4	ug/l	5	20.2	10	8260B		6/1/2024	CJR	1
1,2-Dichloropropane	< 3.9	ug/l	3.9	15.8	10	8260B		6/1/2024	CJR	1
1,3-Dichloropropane	< 3.8	ug/l	3.8	15.5	10	8260B		6/1/2024	CJR	1
trans-1,3-Dichloropropene	< 4.1	ug/l	4.1	16.7	10	8260B		6/1/2024	CJR	1
cis-1,3-Dichloropropene	< 4.1	ug/l	4.1	16.7	10	8260B		6/1/2024	CJR	1
Di-isopropyl ether	< 4.8	ug/l	4.8	19.6	10	8260B		6/1/2024	CJR	1
EDB (1,2-Dibromoethane)	< 3.9	ug/l	3.9	15.9	10	8260B		6/1/2024	CJR	1
Ethylbenzene	235	ug/l	3.3	13.7	10	8260B		6/1/2024	CJR	1
Hexachlorobutadiene	< 8.1	ug/l	8.1	34.4	10	8260B		6/1/2024	CJR	1
Isopropylbenzene	15.6	ug/l	3.4	13.8	10	8260B		6/1/2024	CJR	1
p-Isopropyltoluene	37	ug/l	4.7	19.1	10	8260B		6/1/2024	CJR	1
Methylene chloride	8.1 "J"	ug/l	7.9	32.3	10	8260B		6/1/2024	CJR	1
Methyl tert-butyl ether (MTBE)	< 4.7	ug/l	4.7	19.1	10	8260B		6/1/2024	CJR	1
Naphthalene	52 "J"	ug/l	14	55.6	10	8260B		6/1/2024	CJR	1
n-Propylbenzene	27.2	ug/l	3.9	16	10	8260B		6/1/2024	CJR	1
1,1,2,2-Tetrachloroethane	< 4.3	ug/l	4.3	17.7	10	8260B		6/1/2024	CJR	1
1,1,1,2-Tetrachloroethane	< 5.5	ug/l	5.5	22.5	10	8260B		6/1/2024	CJR	1
Tetrachloroethene	< 4.7	ug/l	4.7	19.1	10	8260B		6/1/2024	CJR	1
Toluene	125	ug/l	3.3	13.5	10	8260B		6/1/2024	CJR	1
1,2,4-Trichlorobenzene	< 6.3	ug/l	6.3	25.7	10	8260B		6/1/2024	CJR	1
1,2,3-Trichlorobenzene	< 14	ug/l	14	59.4	10	8260B		6/1/2024	CJR	1
1,1,1-Trichloroethane	22.8	ug/l	3.3	13.4	10	8260B		6/1/2024	CJR	1
1,1,2-Trichloroethane	< 4.2	ug/l	4.2	17.2	10	8260B		6/1/2024	CJR	1
Trichloroethene (TCE)	< 3.8	ug/l	3.8	15.5	10	8260B		6/1/2024	CJR	1
Trichlorofluoromethane	< 3.3	ug/l	3.3	13.5	10	8260B		6/1/2024	CJR	1
1,2,4-Trimethylbenzene	520	ug/l	3.5	14.4	10	8260B		6/1/2024	CJR	1

Project Name COMPLETE RECYCLING **Invoice #** E44029
Project # 999-1009-001

Lab Code 5044029N
Sample ID PMW-8
Sample Matrix Water
Sample Date 5/29/2024

	Result	Unit	LOD	LOQ	Dil	Method	Ext Date	Run Date	Analyst	Code
1,3,5-Trimethylbenzene	158	ug/l	4.1	16.6	10	8260B		6/1/2024	CJR	1
Vinyl Chloride	850	ug/l	1.5	6.1	10	8260B		6/1/2024	CJR	1
m&p-Xylene	1470	ug/l	6.4	26.3	10	8260B		6/1/2024	CJR	1
o-Xylene	150	ug/l	3.7	15.1	10	8260B		6/1/2024	CJR	1
SUR - Dibromofluoromethane	96	REC %			10	8260B		6/1/2024	CJR	1
SUR - Toluene-d8	90	REC %			10	8260B		6/1/2024	CJR	1
SUR - 1,2-Dichloroethane-d4	99	REC %			10	8260B		6/1/2024	CJR	1
SUR - 4-Bromofluorobenzene	105	REC %			10	8260B		6/1/2024	CJR	1

Project Name COMPLETE RECYCLING **Invoice #** E44029
Project # 999-1009-001

Lab Code 5044029O
Sample ID PMW-2
Sample Matrix Water
Sample Date 5/30/2024

	Result	Unit	LOD	LOQ	Dil	Method	Ext Date	Run Date	Analyst	Code
Organic										
VOC's										
Benzene	< 300	ug/l	300	1250	1000	8260B		6/4/2024	CJR	1
Bromobenzene	< 340	ug/l	340	1400	1000	8260B		6/4/2024	CJR	1
Bromodichloromethane	< 360	ug/l	360	1470	1000	8260B		6/4/2024	CJR	1
Bromoform	< 420	ug/l	420	1720	1000	8260B		6/4/2024	CJR	1
tert-Butylbenzene	< 370	ug/l	370	1490	1000	8260B		6/4/2024	CJR	1
sec-Butylbenzene	< 330	ug/l	330	1340	1000	8260B		6/4/2024	CJR	1
n-Butylbenzene	< 710	ug/l	710	2900	1000	8260B		6/4/2024	CJR	1
Carbon Tetrachloride	< 340	ug/l	340	1390	1000	8260B		6/4/2024	CJR	1
Chlorobenzene	< 290	ug/l	290	1190	1000	8260B		6/4/2024	CJR	1
Chloroethane	2480 "J"	ug/l	620	2540	1000	8260B		6/4/2024	CJR	1
Chloroform	< 330	ug/l	330	1330	1000	8260B		6/4/2024	CJR	1
Chloromethane	< 740	ug/l	740	3030	1000	8260B		6/4/2024	CJR	1
2-Chlorotoluene	< 340	ug/l	340	1370	1000	8260B		6/4/2024	CJR	1
4-Chlorotoluene	< 400	ug/l	400	1630	1000	8260B		6/4/2024	CJR	1
1,2-Dibromo-3-chloropropane	< 740	ug/l	740	3010	1000	8260B		6/4/2024	CJR	1
Dibromochloromethane	< 360	ug/l	360	1460	1000	8260B		6/4/2024	CJR	1
1,4-Dichlorobenzene	< 490	ug/l	490	2010	1000	8260B		6/4/2024	CJR	1
1,3-Dichlorobenzene	< 350	ug/l	350	1440	1000	8260B		6/4/2024	CJR	1
1,2-Dichlorobenzene	< 400	ug/l	400	1650	1000	8260B		6/4/2024	CJR	1
Dichlorodifluoromethane	< 300	ug/l	300	1230	1000	8260B		6/4/2024	CJR	1
1,2-Dichloroethane	< 430	ug/l	430	1750	1000	8260B		6/4/2024	CJR	1
1,1-Dichloroethane	7800	ug/l	430	1740	1000	8260B		6/4/2024	CJR	1
1,1-Dichloroethene	620 "J"	ug/l	430	1760	1000	8260B		6/4/2024	CJR	1
cis-1,2-Dichloroethene	53000	ug/l	320	1290	1000	8260B		6/4/2024	CJR	1
trans-1,2-Dichloroethene	< 500	ug/l	500	2020	1000	8260B		6/4/2024	CJR	1
1,2-Dichloropropane	< 390	ug/l	390	1580	1000	8260B		6/4/2024	CJR	1
1,3-Dichloropropane	< 380	ug/l	380	1550	1000	8260B		6/4/2024	CJR	1
trans-1,3-Dichloropropene	< 410	ug/l	410	1670	1000	8260B		6/4/2024	CJR	1
cis-1,3-Dichloropropene	< 410	ug/l	410	1670	1000	8260B		6/4/2024	CJR	1
Di-isopropyl ether	< 480	ug/l	480	1960	1000	8260B		6/4/2024	CJR	1
EDB (1,2-Dibromoethane)	< 390	ug/l	390	1590	1000	8260B		6/4/2024	CJR	1
Ethylbenzene	1770	ug/l	330	1370	1000	8260B		6/4/2024	CJR	1
Hexachlorobutadiene	< 810	ug/l	810	3440	1000	8260B		6/4/2024	CJR	1
Isopropylbenzene	< 340	ug/l	340	1380	1000	8260B		6/4/2024	CJR	1
p-Isopropyltoluene	< 470	ug/l	470	1910	1000	8260B		6/4/2024	CJR	1
Methylene chloride	< 790	ug/l	790	3230	1000	8260B		6/4/2024	CJR	1
Methyl tert-butyl ether (MTBE)	< 470	ug/l	470	1910	1000	8260B		6/4/2024	CJR	1
Naphthalene	< 1400	ug/l	1400	5560	1000	8260B		6/4/2024	CJR	1
n-Propylbenzene	< 390	ug/l	390	1600	1000	8260B		6/4/2024	CJR	1
1,1,2,2-Tetrachloroethane	< 430	ug/l	430	1770	1000	8260B		6/4/2024	CJR	1
1,1,1,2-Tetrachloroethane	< 550	ug/l	550	2250	1000	8260B		6/4/2024	CJR	1
Tetrachloroethene	< 470	ug/l	470	1910	1000	8260B		6/4/2024	CJR	1
Toluene	8900	ug/l	330	1350	1000	8260B		6/4/2024	CJR	1
1,2,4-Trichlorobenzene	< 630	ug/l	630	2570	1000	8260B		6/4/2024	CJR	1
1,2,3-Trichlorobenzene	< 1400	ug/l	1400	5940	1000	8260B		6/4/2024	CJR	1
1,1,1-Trichloroethane	22100	ug/l	330	1340	1000	8260B		6/4/2024	CJR	1
1,1,2-Trichloroethane	< 420	ug/l	420	1720	1000	8260B		6/4/2024	CJR	1
Trichloroethene (TCE)	< 380	ug/l	380	1550	1000	8260B		6/4/2024	CJR	1
Trichlorofluoromethane	< 330	ug/l	330	1350	1000	8260B		6/4/2024	CJR	1
1,2,4-Trimethylbenzene	540 "J"	ug/l	350	1440	1000	8260B		6/4/2024	CJR	1

Project Name COMPLETE RECYCLING **Invoice #** E44029
Project # 999-1009-001

Lab Code 5044029O
Sample ID PMW-2
Sample Matrix Water
Sample Date 5/30/2024

	Result	Unit	LOD	LOQ	Dil	Method	Ext Date	Run Date	Analyst	Code
1,3,5-Trimethylbenzene	< 410	ug/l	410	1660	1000	8260B		6/4/2024	CJR	1
Vinyl Chloride	2310	ug/l	150	610	1000	8260B		6/4/2024	CJR	1
m&p-Xylene	7500	ug/l	640	2630	1000	8260B		6/4/2024	CJR	1
o-Xylene	2950	ug/l	370	1510	1000	8260B		6/4/2024	CJR	1
SUR - 4-Bromofluorobenzene	112	REC %			1000	8260B		6/4/2024	CJR	1
SUR - Dibromofluoromethane	94	REC %			1000	8260B		6/4/2024	CJR	1
SUR - Toluene-d8	94	REC %			1000	8260B		6/4/2024	CJR	1
SUR - 1,2-Dichloroethane-d4	93	REC %			1000	8260B		6/4/2024	CJR	1

Project Name COMPLETE RECYCLING **Invoice #** E44029
Project # 999-1009-001

Lab Code 5044029P
Sample ID MW-2
Sample Matrix Water
Sample Date 5/30/2024

	Result	Unit	LOD	LOQ	Dil	Method	Ext Date	Run Date	Analyst	Code
Organic										
VOC's										
Benzene	< 60	ug/l	60	250	200	8260B		6/4/2024	CJR	1
Bromobenzene	< 68	ug/l	68	280	200	8260B		6/4/2024	CJR	1
Bromodichloromethane	< 72	ug/l	72	294	200	8260B		6/4/2024	CJR	1
Bromoform	< 84	ug/l	84	344	200	8260B		6/4/2024	CJR	1
tert-Butylbenzene	< 74	ug/l	74	298	200	8260B		6/4/2024	CJR	1
sec-Butylbenzene	< 66	ug/l	66	268	200	8260B		6/4/2024	CJR	1
n-Butylbenzene	< 142	ug/l	142	580	200	8260B		6/4/2024	CJR	1
Carbon Tetrachloride	< 68	ug/l	68	278	200	8260B		6/4/2024	CJR	1
Chlorobenzene	< 58	ug/l	58	238	200	8260B		6/4/2024	CJR	1
Chloroethane	1370	ug/l	124	508	200	8260B		6/4/2024	CJR	1
Chloroform	< 66	ug/l	66	266	200	8260B		6/4/2024	CJR	1
Chloromethane	< 148	ug/l	148	606	200	8260B		6/4/2024	CJR	1
2-Chlorotoluene	< 68	ug/l	68	274	200	8260B		6/4/2024	CJR	1
4-Chlorotoluene	< 80	ug/l	80	326	200	8260B		6/4/2024	CJR	1
1,2-Dibromo-3-chloropropane	< 148	ug/l	148	602	200	8260B		6/4/2024	CJR	1
Dibromochloromethane	< 72	ug/l	72	292	200	8260B		6/4/2024	CJR	1
1,4-Dichlorobenzene	< 98	ug/l	98	402	200	8260B		6/4/2024	CJR	1
1,3-Dichlorobenzene	< 70	ug/l	70	288	200	8260B		6/4/2024	CJR	1
1,2-Dichlorobenzene	< 80	ug/l	80	330	200	8260B		6/4/2024	CJR	1
Dichlorodifluoromethane	< 60	ug/l	60	246	200	8260B		6/4/2024	CJR	1
1,2-Dichloroethane	214 "J"	ug/l	86	350	200	8260B		6/4/2024	CJR	1
1,1-Dichloroethane	2690	ug/l	86	348	200	8260B		6/4/2024	CJR	1
1,1-Dichloroethene	< 86	ug/l	86	352	200	8260B		6/4/2024	CJR	1
cis-1,2-Dichloroethene	19700	ug/l	64	258	200	8260B		6/4/2024	CJR	1
trans-1,2-Dichloroethene	< 100	ug/l	100	404	200	8260B		6/4/2024	CJR	1
1,2-Dichloropropane	< 78	ug/l	78	316	200	8260B		6/4/2024	CJR	1
1,3-Dichloropropane	< 76	ug/l	76	310	200	8260B		6/4/2024	CJR	1
trans-1,3-Dichloropropene	< 82	ug/l	82	334	200	8260B		6/4/2024	CJR	1
cis-1,3-Dichloropropene	< 82	ug/l	82	334	200	8260B		6/4/2024	CJR	1
Di-isopropyl ether	< 96	ug/l	96	392	200	8260B		6/4/2024	CJR	1
EDB (1,2-Dibromoethane)	< 78	ug/l	78	318	200	8260B		6/4/2024	CJR	1
Ethylbenzene	74 "J"	ug/l	66	274	200	8260B		6/4/2024	CJR	1
Hexachlorobutadiene	< 162	ug/l	162	688	200	8260B		6/4/2024	CJR	1
Isopropylbenzene	< 68	ug/l	68	276	200	8260B		6/4/2024	CJR	1
p-Isopropyltoluene	< 94	ug/l	94	382	200	8260B		6/4/2024	CJR	1
Methylene chloride	< 158	ug/l	158	646	200	8260B		6/4/2024	CJR	1
Methyl tert-butyl ether (MTBE)	< 94	ug/l	94	382	200	8260B		6/4/2024	CJR	1
Naphthalene	< 280	ug/l	280	1112	200	8260B		6/4/2024	CJR	1
n-Propylbenzene	< 78	ug/l	78	320	200	8260B		6/4/2024	CJR	1
1,1,2,2-Tetrachloroethane	< 86	ug/l	86	354	200	8260B		6/4/2024	CJR	1
1,1,1,2-Tetrachloroethane	< 110	ug/l	110	450	200	8260B		6/4/2024	CJR	1
Tetrachloroethene	< 94	ug/l	94	382	200	8260B		6/4/2024	CJR	1
Toluene	420	ug/l	66	270	200	8260B		6/4/2024	CJR	1
1,2,4-Trichlorobenzene	< 126	ug/l	126	514	200	8260B		6/4/2024	CJR	1
1,2,3-Trichlorobenzene	< 280	ug/l	280	1188	200	8260B		6/4/2024	CJR	1
1,1,1-Trichloroethane	1030	ug/l	66	268	200	8260B		6/4/2024	CJR	1
1,1,2-Trichloroethane	< 84	ug/l	84	344	200	8260B		6/4/2024	CJR	1
Trichloroethene (TCE)	168 "J"	ug/l	76	310	200	8260B		6/4/2024	CJR	1
Trichlorofluoromethane	< 66	ug/l	66	270	200	8260B		6/4/2024	CJR	1
1,2,4-Trimethylbenzene	< 70	ug/l	70	288	200	8260B		6/4/2024	CJR	1

Project Name COMPLETE RECYCLING **Invoice #** E44029
Project # 999-1009-001

Lab Code 5044029P
Sample ID MW-2
Sample Matrix Water
Sample Date 5/30/2024

	Result	Unit	LOD	LOQ	Dil	Method	Ext Date	Run Date	Analyst	Code
1,3,5-Trimethylbenzene	< 82	ug/l	82	332	200	8260B		6/4/2024	CJR	1
Vinyl Chloride	5500	ug/l	30	122	200	8260B		6/4/2024	CJR	1
m&p-Xylene	340 "J"	ug/l	128	526	200	8260B		6/4/2024	CJR	1
o-Xylene	206 "J"	ug/l	74	302	200	8260B		6/4/2024	CJR	1
SUR - Toluene-d8	97	REC %			200	8260B		6/4/2024	CJR	1
SUR - Dibromofluoromethane	96	REC %			200	8260B		6/4/2024	CJR	1
SUR - 4-Bromofluorobenzene	113	REC %			200	8260B		6/4/2024	CJR	1
SUR - 1,2-Dichloroethane-d4	95	REC %			200	8260B		6/4/2024	CJR	1

Project Name COMPLETE RECYCLING **Invoice #** E44029
Project # 999-1009-001

Lab Code 5044029Q
Sample ID SPM-4
Sample Matrix Water
Sample Date 5/30/2024

	Result	Unit	LOD	LOQ	Dil	Method	Ext Date	Run Date	Analyst	Code
Organic										
VOC's										
Benzene	< 300	ug/l	300	1250	1000	8260B		6/4/2024	CJR	1
Bromobenzene	< 340	ug/l	340	1400	1000	8260B		6/4/2024	CJR	1
Bromodichloromethane	< 360	ug/l	360	1470	1000	8260B		6/4/2024	CJR	1
Bromoform	< 420	ug/l	420	1720	1000	8260B		6/4/2024	CJR	1
tert-Butylbenzene	< 370	ug/l	370	1490	1000	8260B		6/4/2024	CJR	1
sec-Butylbenzene	< 330	ug/l	330	1340	1000	8260B		6/4/2024	CJR	1
n-Butylbenzene	< 710	ug/l	710	2900	1000	8260B		6/4/2024	CJR	1
Carbon Tetrachloride	< 340	ug/l	340	1390	1000	8260B		6/4/2024	CJR	1
Chlorobenzene	< 290	ug/l	290	1190	1000	8260B		6/4/2024	CJR	1
Chloroethane	2110 "J"	ug/l	620	2540	1000	8260B		6/4/2024	CJR	1
Chloroform	< 330	ug/l	330	1330	1000	8260B		6/4/2024	CJR	1
Chloromethane	< 740	ug/l	740	3030	1000	8260B		6/4/2024	CJR	1
2-Chlorotoluene	< 340	ug/l	340	1370	1000	8260B		6/4/2024	CJR	1
4-Chlorotoluene	< 400	ug/l	400	1630	1000	8260B		6/4/2024	CJR	1
1,2-Dibromo-3-chloropropane	< 740	ug/l	740	3010	1000	8260B		6/4/2024	CJR	1
Dibromochloromethane	< 360	ug/l	360	1460	1000	8260B		6/4/2024	CJR	1
1,4-Dichlorobenzene	< 490	ug/l	490	2010	1000	8260B		6/4/2024	CJR	1
1,3-Dichlorobenzene	< 350	ug/l	350	1440	1000	8260B		6/4/2024	CJR	1
1,2-Dichlorobenzene	< 400	ug/l	400	1650	1000	8260B		6/4/2024	CJR	1
Dichlorodifluoromethane	< 300	ug/l	300	1230	1000	8260B		6/4/2024	CJR	1
1,2-Dichloroethane	820 "J"	ug/l	430	1750	1000	8260B		6/4/2024	CJR	1
1,1-Dichloroethane	10800	ug/l	430	1740	1000	8260B		6/4/2024	CJR	1
1,1-Dichloroethene	3700	ug/l	430	1760	1000	8260B		6/4/2024	CJR	1
cis-1,2-Dichloroethene	116000	ug/l	320	1290	1000	8260B		6/4/2024	CJR	1
trans-1,2-Dichloroethene	2010 "J"	ug/l	500	2020	1000	8260B		6/4/2024	CJR	1
1,2-Dichloropropane	< 390	ug/l	390	1580	1000	8260B		6/4/2024	CJR	1
1,3-Dichloropropane	< 380	ug/l	380	1550	1000	8260B		6/4/2024	CJR	1
trans-1,3-Dichloropropene	< 410	ug/l	410	1670	1000	8260B		6/4/2024	CJR	1
cis-1,3-Dichloropropene	< 410	ug/l	410	1670	1000	8260B		6/4/2024	CJR	1
Di-isopropyl ether	< 480	ug/l	480	1960	1000	8260B		6/4/2024	CJR	1
EDB (1,2-Dibromoethane)	< 390	ug/l	390	1590	1000	8260B		6/4/2024	CJR	1
Ethylbenzene	2720	ug/l	330	1370	1000	8260B		6/4/2024	CJR	1
Hexachlorobutadiene	< 810	ug/l	810	3440	1000	8260B		6/4/2024	CJR	1
Isopropylbenzene	< 340	ug/l	340	1380	1000	8260B		6/4/2024	CJR	1
p-Isopropyltoluene	< 470	ug/l	470	1910	1000	8260B		6/4/2024	CJR	1
Methylene chloride	< 790	ug/l	790	3230	1000	8260B		6/4/2024	CJR	1
Methyl tert-butyl ether (MTBE)	< 470	ug/l	470	1910	1000	8260B		6/4/2024	CJR	1
Naphthalene	< 1400	ug/l	1400	5560	1000	8260B		6/4/2024	CJR	1
n-Propylbenzene	< 390	ug/l	390	1600	1000	8260B		6/4/2024	CJR	1
1,1,2,2-Tetrachloroethane	< 430	ug/l	430	1770	1000	8260B		6/4/2024	CJR	1
1,1,1,2-Tetrachloroethane	< 550	ug/l	550	2250	1000	8260B		6/4/2024	CJR	1
Tetrachloroethene	< 470	ug/l	470	1910	1000	8260B		6/4/2024	CJR	1
Toluene	17400	ug/l	330	1350	1000	8260B		6/4/2024	CJR	1
1,2,4-Trichlorobenzene	< 630	ug/l	630	2570	1000	8260B		6/4/2024	CJR	1
1,2,3-Trichlorobenzene	< 1400	ug/l	1400	5940	1000	8260B		6/4/2024	CJR	1
1,1,1-Trichloroethane	77000	ug/l	330	1340	1000	8260B		6/4/2024	CJR	1
1,1,2-Trichloroethane	< 420	ug/l	420	1720	1000	8260B		6/4/2024	CJR	1
Trichloroethene (TCE)	< 380	ug/l	380	1550	1000	8260B		6/4/2024	CJR	1
Trichlorofluoromethane	< 330	ug/l	330	1350	1000	8260B		6/4/2024	CJR	1
1,2,4-Trimethylbenzene	850 "J"	ug/l	350	1440	1000	8260B		6/4/2024	CJR	1

Project Name COMPLETE RECYCLING **Invoice #** E44029
Project # 999-1009-001

Lab Code 5044029Q
Sample ID SPM-4
Sample Matrix Water
Sample Date 5/30/2024

	Result	Unit	LOD	LOQ	Dil	Method	Ext Date	Run Date	Analyst	Code
1,3,5-Trimethylbenzene	< 410	ug/l	410	1660	1000	8260B		6/4/2024	CJR	1
Vinyl Chloride	11400	ug/l	150	610	1000	8260B		6/4/2024	CJR	1
m&p-Xylene	7900	ug/l	640	2630	1000	8260B		6/4/2024	CJR	1
o-Xylene	3130	ug/l	370	1510	1000	8260B		6/4/2024	CJR	1
SUR - 1,2-Dichloroethane-d4	102	REC %			1000	8260B		6/4/2024	CJR	1
SUR - 4-Bromofluorobenzene	112	REC %			1000	8260B		6/4/2024	CJR	1
SUR - Dibromofluoromethane	94	REC %			1000	8260B		6/4/2024	CJR	1
SUR - Toluene-d8	99	REC %			1000	8260B		6/4/2024	CJR	1

Project Name COMPLETE RECYCLING **Invoice #** E44029
Project # 999-1009-001

Lab Code 5044029R
Sample ID SMW-4
Sample Matrix Water
Sample Date 5/30/2024

	Result	Unit	LOD	LOQ	Dil	Method	Ext Date	Run Date	Analyst	Code
Organic										
VOC's										
Benzene	1.1 "J"	ug/l	0.3	1.25	1	8260B		6/4/2024	CJR	1
Bromobenzene	< 0.34	ug/l	0.34	1.4	1	8260B		6/4/2024	CJR	1
Bromodichloromethane	< 0.36	ug/l	0.36	1.47	1	8260B		6/4/2024	CJR	1
Bromoform	< 0.42	ug/l	0.42	1.72	1	8260B		6/4/2024	CJR	1
tert-Butylbenzene	< 0.37	ug/l	0.37	1.49	1	8260B		6/4/2024	CJR	1
sec-Butylbenzene	2.83	ug/l	0.33	1.34	1	8260B		6/4/2024	CJR	1
n-Butylbenzene	1.67 "J"	ug/l	0.71	2.9	1	8260B		6/4/2024	CJR	1
Carbon Tetrachloride	< 0.34	ug/l	0.34	1.39	1	8260B		6/4/2024	CJR	1
Chlorobenzene	< 0.29	ug/l	0.29	1.19	1	8260B		6/4/2024	CJR	1
Chloroethane	9.6	ug/l	0.62	2.54	1	8260B		6/4/2024	CJR	1
Chloroform	< 0.33	ug/l	0.33	1.33	1	8260B		6/4/2024	CJR	1
Chloromethane	< 0.74	ug/l	0.74	3.03	1	8260B		6/4/2024	CJR	1
2-Chlorotoluene	< 0.34	ug/l	0.34	1.37	1	8260B		6/4/2024	CJR	1
4-Chlorotoluene	< 0.4	ug/l	0.4	1.63	1	8260B		6/4/2024	CJR	1
1,2-Dibromo-3-chloropropane	< 0.74	ug/l	0.74	3.01	1	8260B		6/4/2024	CJR	1
Dibromochloromethane	< 0.36	ug/l	0.36	1.46	1	8260B		6/4/2024	CJR	1
1,4-Dichlorobenzene	< 0.49	ug/l	0.49	2.01	1	8260B		6/4/2024	CJR	1
1,3-Dichlorobenzene	< 0.35	ug/l	0.35	1.44	1	8260B		6/4/2024	CJR	1
1,2-Dichlorobenzene	< 0.4	ug/l	0.4	1.65	1	8260B		6/4/2024	CJR	1
Dichlorodifluoromethane	< 0.3	ug/l	0.3	1.23	1	8260B		6/4/2024	CJR	1
1,2-Dichloroethane	1.98	ug/l	0.43	1.75	1	8260B		6/4/2024	CJR	1
1,1-Dichloroethane	21.3	ug/l	0.43	1.74	1	8260B		6/4/2024	CJR	1
1,1-Dichloroethene	< 0.43	ug/l	0.43	1.76	1	8260B		6/4/2024	CJR	1
cis-1,2-Dichloroethene	9.2	ug/l	0.32	1.29	1	8260B		6/4/2024	CJR	1
trans-1,2-Dichloroethene	< 0.5	ug/l	0.5	2.02	1	8260B		6/4/2024	CJR	1
1,2-Dichloropropane	< 0.39	ug/l	0.39	1.58	1	8260B		6/4/2024	CJR	1
1,3-Dichloropropane	< 0.38	ug/l	0.38	1.55	1	8260B		6/4/2024	CJR	1
trans-1,3-Dichloropropene	< 0.41	ug/l	0.41	1.67	1	8260B		6/4/2024	CJR	1
cis-1,3-Dichloropropene	< 0.41	ug/l	0.41	1.67	1	8260B		6/4/2024	CJR	1
Di-isopropyl ether	< 0.48	ug/l	0.48	1.96	1	8260B		6/4/2024	CJR	1
EDB (1,2-Dibromoethane)	< 0.39	ug/l	0.39	1.59	1	8260B		6/4/2024	CJR	1
Ethylbenzene	0.79 "J"	ug/l	0.33	1.37	1	8260B		6/4/2024	CJR	1
Hexachlorobutadiene	< 0.81	ug/l	0.81	3.44	1	8260B		6/4/2024	CJR	1
Isopropylbenzene	4.5	ug/l	0.34	1.38	1	8260B		6/4/2024	CJR	1
p-Isopropyltoluene	< 0.47	ug/l	0.47	1.91	1	8260B		6/4/2024	CJR	1
Methylene chloride	< 0.79	ug/l	0.79	3.23	1	8260B		6/4/2024	CJR	1
Methyl tert-butyl ether (MTBE)	< 0.47	ug/l	0.47	1.91	1	8260B		6/4/2024	CJR	1
Naphthalene	< 1.4	ug/l	1.4	5.56	1	8260B		6/4/2024	CJR	1
n-Propylbenzene	2.34	ug/l	0.39	1.6	1	8260B		6/4/2024	CJR	1
1,1,2,2-Tetrachloroethane	< 0.43	ug/l	0.43	1.77	1	8260B		6/4/2024	CJR	1
1,1,1,2-Tetrachloroethane	< 0.55	ug/l	0.55	2.25	1	8260B		6/4/2024	CJR	1
Tetrachloroethene	0.84 "J"	ug/l	0.47	1.91	1	8260B		6/4/2024	CJR	1
Toluene	0.38 "J"	ug/l	0.33	1.35	1	8260B		6/4/2024	CJR	1
1,2,4-Trichlorobenzene	< 0.63	ug/l	0.63	2.57	1	8260B		6/4/2024	CJR	1
1,2,3-Trichlorobenzene	< 1.4	ug/l	1.4	5.94	1	8260B		6/4/2024	CJR	1
1,1,1-Trichloroethane	4.9	ug/l	0.33	1.34	1	8260B		6/4/2024	CJR	1
1,1,2-Trichloroethane	< 0.42	ug/l	0.42	1.72	1	8260B		6/4/2024	CJR	1
Trichloroethene (TCE)	12.9	ug/l	0.38	1.55	1	8260B		6/4/2024	CJR	1
Trichlorofluoromethane	< 0.33	ug/l	0.33	1.35	1	8260B		6/4/2024	CJR	1
1,2,4-Trimethylbenzene	9.1	ug/l	0.35	1.44	1	8260B		6/4/2024	CJR	1

Project Name COMPLETE RECYCLING **Invoice #** E44029
Project # 999-1009-001

Lab Code 5044029R
Sample ID SMW-4
Sample Matrix Water
Sample Date 5/30/2024

	Result	Unit	LOD	LOQ	Dil	Method	Ext Date	Run Date	Analyst	Code
1,3,5-Trimethylbenzene	0.67 "J"	ug/l	0.41	1.66	1	8260B		6/4/2024	CJR	1
Vinyl Chloride	2.41	ug/l	0.15	0.61	1	8260B		6/4/2024	CJR	1
m&p-Xylene	4.2	ug/l	0.64	2.63	1	8260B		6/4/2024	CJR	1
o-Xylene	< 0.37	ug/l	0.37	1.51	1	8260B		6/4/2024	CJR	1
SUR - 1,2-Dichloroethane-d4	103	REC %			1	8260B		6/4/2024	CJR	1
SUR - 4-Bromofluorobenzene	116	REC %			1	8260B		6/4/2024	CJR	1
SUR - Dibromofluoromethane	92	REC %			1	8260B		6/4/2024	CJR	1
SUR - Toluene-d8	94	REC %			1	8260B		6/4/2024	CJR	1

Project Name COMPLETE RECYCLING **Invoice #** E44029
Project # 999-1009-001

Lab Code 5044029S
Sample ID SMW-3R
Sample Matrix Water
Sample Date 5/30/2024

	Result	Unit	LOD	LOQ	Dil	Method	Ext Date	Run Date	Analyst	Code
Organic										
VOC's										
Benzene	< 60	ug/l	60	250	200	8260B		6/4/2024	CJR	1
Bromobenzene	< 68	ug/l	68	280	200	8260B		6/4/2024	CJR	1
Bromodichloromethane	< 72	ug/l	72	294	200	8260B		6/4/2024	CJR	1
Bromoform	< 84	ug/l	84	344	200	8260B		6/4/2024	CJR	1
tert-Butylbenzene	< 74	ug/l	74	298	200	8260B		6/4/2024	CJR	1
sec-Butylbenzene	< 66	ug/l	66	268	200	8260B		6/4/2024	CJR	1
n-Butylbenzene	< 142	ug/l	142	580	200	8260B		6/4/2024	CJR	1
Carbon Tetrachloride	< 68	ug/l	68	278	200	8260B		6/4/2024	CJR	1
Chlorobenzene	< 58	ug/l	58	238	200	8260B		6/4/2024	CJR	1
Chloroethane	910	ug/l	124	508	200	8260B		6/4/2024	CJR	1
Chloroform	< 66	ug/l	66	266	200	8260B		6/4/2024	CJR	1
Chloromethane	< 148	ug/l	148	606	200	8260B		6/4/2024	CJR	1
2-Chlorotoluene	< 68	ug/l	68	274	200	8260B		6/4/2024	CJR	1
4-Chlorotoluene	< 80	ug/l	80	326	200	8260B		6/4/2024	CJR	1
1,2-Dibromo-3-chloropropane	< 148	ug/l	148	602	200	8260B		6/4/2024	CJR	1
Dibromochloromethane	< 72	ug/l	72	292	200	8260B		6/4/2024	CJR	1
1,4-Dichlorobenzene	< 98	ug/l	98	402	200	8260B		6/4/2024	CJR	1
1,3-Dichlorobenzene	< 70	ug/l	70	288	200	8260B		6/4/2024	CJR	1
1,2-Dichlorobenzene	< 80	ug/l	80	330	200	8260B		6/4/2024	CJR	1
Dichlorodifluoromethane	< 60	ug/l	60	246	200	8260B		6/4/2024	CJR	1
1,2-Dichloroethane	174 "J"	ug/l	86	350	200	8260B		6/4/2024	CJR	1
1,1-Dichloroethane	3300	ug/l	86	348	200	8260B		6/4/2024	CJR	1
1,1-Dichloroethene	390	ug/l	86	352	200	8260B		6/4/2024	CJR	1
cis-1,2-Dichloroethene	28300	ug/l	64	258	200	8260B		6/4/2024	CJR	1
trans-1,2-Dichloroethene	228 "J"	ug/l	100	404	200	8260B		6/4/2024	CJR	1
1,2-Dichloropropane	< 78	ug/l	78	316	200	8260B		6/4/2024	CJR	1
1,3-Dichloropropane	< 76	ug/l	76	310	200	8260B		6/4/2024	CJR	1
trans-1,3-Dichloropropene	< 82	ug/l	82	334	200	8260B		6/4/2024	CJR	1
cis-1,3-Dichloropropene	< 82	ug/l	82	334	200	8260B		6/4/2024	CJR	1
Di-isopropyl ether	< 96	ug/l	96	392	200	8260B		6/4/2024	CJR	1
EDB (1,2-Dibromoethane)	< 78	ug/l	78	318	200	8260B		6/4/2024	CJR	1
Ethylbenzene	2960	ug/l	66	274	200	8260B		6/4/2024	CJR	1
Hexachlorobutadiene	< 162	ug/l	162	688	200	8260B		6/4/2024	CJR	1
Isopropylbenzene	< 68	ug/l	68	276	200	8260B		6/4/2024	CJR	1
p-Isopropyltoluene	< 94	ug/l	94	382	200	8260B		6/4/2024	CJR	1
Methylene chloride	< 158	ug/l	158	646	200	8260B		6/4/2024	CJR	1
Methyl tert-butyl ether (MTBE)	< 94	ug/l	94	382	200	8260B		6/4/2024	CJR	1
Naphthalene	< 280	ug/l	280	1112	200	8260B		6/4/2024	CJR	1
n-Propylbenzene	98 "J"	ug/l	78	320	200	8260B		6/4/2024	CJR	1
1,1,2,2-Tetrachloroethane	< 86	ug/l	86	354	200	8260B		6/4/2024	CJR	1
1,1,1,2-Tetrachloroethane	< 110	ug/l	110	450	200	8260B		6/4/2024	CJR	1
Tetrachloroethene	< 94	ug/l	94	382	200	8260B		6/4/2024	CJR	1
Toluene	3150	ug/l	66	270	200	8260B		6/4/2024	CJR	1
1,2,4-Trichlorobenzene	< 126	ug/l	126	514	200	8260B		6/4/2024	CJR	1
1,2,3-Trichlorobenzene	< 280	ug/l	280	1188	200	8260B		6/4/2024	CJR	1
1,1,1-Trichloroethane	8500	ug/l	66	268	200	8260B		6/4/2024	CJR	1
1,1,2-Trichloroethane	< 84	ug/l	84	344	200	8260B		6/4/2024	CJR	1
Trichloroethene (TCE)	< 76	ug/l	76	310	200	8260B		6/4/2024	CJR	1
Trichlorofluoromethane	< 66	ug/l	66	270	200	8260B		6/4/2024	CJR	1
1,2,4-Trimethylbenzene	1040	ug/l	70	288	200	8260B		6/4/2024	CJR	1

Project Name COMPLETE RECYCLING **Invoice #** E44029
Project # 999-1009-001

Lab Code 5044029S
Sample ID SMW-3R
Sample Matrix Water
Sample Date 5/30/2024

	Result	Unit	LOD	LOQ	Dil	Method	Ext Date	Run Date	Analyst	Code
1,3,5-Trimethylbenzene	214 "J"	ug/l	82	332	200	8260B		6/4/2024	CJR	1
Vinyl Chloride	4900	ug/l	30	122	200	8260B		6/4/2024	CJR	1
m&p-Xylene	9800	ug/l	128	526	200	8260B		6/4/2024	CJR	1
o-Xylene	4000	ug/l	74	302	200	8260B		6/4/2024	CJR	1
SUR - 1,2-Dichloroethane-d4	98	REC %			200	8260B		6/4/2024	CJR	1
SUR - 4-Bromofluorobenzene	110	REC %			200	8260B		6/4/2024	CJR	1
SUR - Dibromofluoromethane	93	REC %			200	8260B		6/4/2024	CJR	1
SUR - Toluene-d8	97	REC %			200	8260B		6/4/2024	CJR	1

Project Name COMPLETE RECYCLING **Invoice #** E44029
Project # 999-1009-001

Lab Code 5044029T
Sample ID DUP-1
Sample Matrix Water
Sample Date 5/29/2024

	Result	Unit	LOD	LOQ	Dil	Method	Ext Date	Run Date	Analyst	Code
Organic										
VOC's										
Benzene	< 0.3	ug/l	0.3	1.25	1	8260B		6/4/2024	CJR	1
Bromobenzene	< 0.34	ug/l	0.34	1.4	1	8260B		6/4/2024	CJR	1
Bromodichloromethane	< 0.36	ug/l	0.36	1.47	1	8260B		6/4/2024	CJR	1
Bromoform	< 0.42	ug/l	0.42	1.72	1	8260B		6/4/2024	CJR	1
tert-Butylbenzene	< 0.37	ug/l	0.37	1.49	1	8260B		6/4/2024	CJR	1
sec-Butylbenzene	< 0.33	ug/l	0.33	1.34	1	8260B		6/4/2024	CJR	1
n-Butylbenzene	< 0.71	ug/l	0.71	2.9	1	8260B		6/4/2024	CJR	1
Carbon Tetrachloride	< 0.34	ug/l	0.34	1.39	1	8260B		6/4/2024	CJR	1
Chlorobenzene	< 0.29	ug/l	0.29	1.19	1	8260B		6/4/2024	CJR	1
Chloroethane	< 0.62	ug/l	0.62	2.54	1	8260B		6/4/2024	CJR	1
Chloroform	< 0.33	ug/l	0.33	1.33	1	8260B		6/4/2024	CJR	1
Chloromethane	< 0.74	ug/l	0.74	3.03	1	8260B		6/4/2024	CJR	1
2-Chlorotoluene	< 0.34	ug/l	0.34	1.37	1	8260B		6/4/2024	CJR	1
4-Chlorotoluene	< 0.4	ug/l	0.4	1.63	1	8260B		6/4/2024	CJR	1
1,2-Dibromo-3-chloropropane	< 0.74	ug/l	0.74	3.01	1	8260B		6/4/2024	CJR	1
Dibromochloromethane	< 0.36	ug/l	0.36	1.46	1	8260B		6/4/2024	CJR	1
1,4-Dichlorobenzene	< 0.49	ug/l	0.49	2.01	1	8260B		6/4/2024	CJR	1
1,3-Dichlorobenzene	< 0.35	ug/l	0.35	1.44	1	8260B		6/4/2024	CJR	1
1,2-Dichlorobenzene	< 0.4	ug/l	0.4	1.65	1	8260B		6/4/2024	CJR	1
Dichlorodifluoromethane	< 0.3	ug/l	0.3	1.23	1	8260B		6/4/2024	CJR	1
1,2-Dichloroethane	< 0.43	ug/l	0.43	1.75	1	8260B		6/4/2024	CJR	1
1,1-Dichloroethane	< 0.43	ug/l	0.43	1.74	1	8260B		6/4/2024	CJR	1
1,1-Dichloroethene	< 0.43	ug/l	0.43	1.76	1	8260B		6/4/2024	CJR	1
cis-1,2-Dichloroethene	< 0.32	ug/l	0.32	1.29	1	8260B		6/4/2024	CJR	1
trans-1,2-Dichloroethene	< 0.5	ug/l	0.5	2.02	1	8260B		6/4/2024	CJR	1
1,2-Dichloropropane	< 0.39	ug/l	0.39	1.58	1	8260B		6/4/2024	CJR	1
1,3-Dichloropropane	< 0.38	ug/l	0.38	1.55	1	8260B		6/4/2024	CJR	1
trans-1,3-Dichloropropene	< 0.41	ug/l	0.41	1.67	1	8260B		6/4/2024	CJR	1
cis-1,3-Dichloropropene	< 0.41	ug/l	0.41	1.67	1	8260B		6/4/2024	CJR	1
Di-isopropyl ether	< 0.48	ug/l	0.48	1.96	1	8260B		6/4/2024	CJR	1
EDB (1,2-Dibromoethane)	< 0.39	ug/l	0.39	1.59	1	8260B		6/4/2024	CJR	1
Ethylbenzene	< 0.33	ug/l	0.33	1.37	1	8260B		6/4/2024	CJR	1
Hexachlorobutadiene	< 0.81	ug/l	0.81	3.44	1	8260B		6/4/2024	CJR	1
Isopropylbenzene	< 0.34	ug/l	0.34	1.38	1	8260B		6/4/2024	CJR	1
p-Isopropyltoluene	< 0.47	ug/l	0.47	1.91	1	8260B		6/4/2024	CJR	1
Methylene chloride	< 0.79	ug/l	0.79	3.23	1	8260B		6/4/2024	CJR	1
Methyl tert-butyl ether (MTBE)	< 0.47	ug/l	0.47	1.91	1	8260B		6/4/2024	CJR	1
Naphthalene	< 1.4	ug/l	1.4	5.56	1	8260B		6/4/2024	CJR	1
n-Propylbenzene	< 0.39	ug/l	0.39	1.6	1	8260B		6/4/2024	CJR	1
1,1,2,2-Tetrachloroethane	< 0.43	ug/l	0.43	1.77	1	8260B		6/4/2024	CJR	1
1,1,1,2-Tetrachloroethane	< 0.55	ug/l	0.55	2.25	1	8260B		6/4/2024	CJR	1
Tetrachloroethene	< 0.47	ug/l	0.47	1.91	1	8260B		6/4/2024	CJR	1
Toluene	< 0.33	ug/l	0.33	1.35	1	8260B		6/4/2024	CJR	1
1,2,4-Trichlorobenzene	< 0.63	ug/l	0.63	2.57	1	8260B		6/4/2024	CJR	1
1,2,3-Trichlorobenzene	< 1.4	ug/l	1.4	5.94	1	8260B		6/4/2024	CJR	1
1,1,1-Trichloroethane	< 0.33	ug/l	0.33	1.34	1	8260B		6/4/2024	CJR	1
1,1,2-Trichloroethane	< 0.42	ug/l	0.42	1.72	1	8260B		6/4/2024	CJR	1
Trichloroethene (TCE)	< 0.38	ug/l	0.38	1.55	1	8260B		6/4/2024	CJR	1
Trichlorofluoromethane	< 0.33	ug/l	0.33	1.35	1	8260B		6/4/2024	CJR	1
1,2,4-Trimethylbenzene	< 0.35	ug/l	0.35	1.44	1	8260B		6/4/2024	CJR	1

Project Name COMPLETE RECYCLING **Invoice #** E44029
Project # 999-1009-001

Lab Code 5044029T
Sample ID DUP-1
Sample Matrix Water
Sample Date 5/29/2024

	Result	Unit	LOD	LOQ	Dil	Method	Ext Date	Run Date	Analyst	Code
1,3,5-Trimethylbenzene	< 0.41	ug/l	0.41	1.66	1	8260B		6/4/2024	CJR	1
Vinyl Chloride	< 0.15	ug/l	0.15	0.61	1	8260B		6/4/2024	CJR	1
m&p-Xylene	< 0.64	ug/l	0.64	2.63	1	8260B		6/4/2024	CJR	1
o-Xylene	< 0.37	ug/l	0.37	1.51	1	8260B		6/4/2024	CJR	1
SUR - Toluene-d8	98	REC %			1	8260B		6/4/2024	CJR	1
SUR - 1,2-Dichloroethane-d4	99	REC %			1	8260B		6/4/2024	CJR	1
SUR - 4-Bromofluorobenzene	113	REC %			1	8260B		6/4/2024	CJR	1
SUR - Dibromofluoromethane	100	REC %			1	8260B		6/4/2024	CJR	1

Project Name COMPLETE RECYCLING **Invoice #** E44029
Project # 999-1009-001

Lab Code 5044029U
Sample ID DUP-2
Sample Matrix Water
Sample Date 5/29/2024

	Result	Unit	LOD	LOQ	Dil	Method	Ext Date	Run Date	Analyst	Code
Organic										
VOC's										
Benzene	< 0.3	ug/l	0.3	1.25	1	8260B		6/4/2024	CJR	1
Bromobenzene	< 0.34	ug/l	0.34	1.4	1	8260B		6/4/2024	CJR	1
Bromodichloromethane	< 0.36	ug/l	0.36	1.47	1	8260B		6/4/2024	CJR	1
Bromoform	< 0.42	ug/l	0.42	1.72	1	8260B		6/4/2024	CJR	1
tert-Butylbenzene	< 0.37	ug/l	0.37	1.49	1	8260B		6/4/2024	CJR	1
sec-Butylbenzene	< 0.33	ug/l	0.33	1.34	1	8260B		6/4/2024	CJR	1
n-Butylbenzene	< 0.71	ug/l	0.71	2.9	1	8260B		6/4/2024	CJR	1
Carbon Tetrachloride	< 0.34	ug/l	0.34	1.39	1	8260B		6/4/2024	CJR	1
Chlorobenzene	< 0.29	ug/l	0.29	1.19	1	8260B		6/4/2024	CJR	1
Chloroethane	< 0.62	ug/l	0.62	2.54	1	8260B		6/4/2024	CJR	1
Chloroform	< 0.33	ug/l	0.33	1.33	1	8260B		6/4/2024	CJR	1
Chloromethane	< 0.74	ug/l	0.74	3.03	1	8260B		6/4/2024	CJR	1
2-Chlorotoluene	< 0.34	ug/l	0.34	1.37	1	8260B		6/4/2024	CJR	1
4-Chlorotoluene	< 0.4	ug/l	0.4	1.63	1	8260B		6/4/2024	CJR	1
1,2-Dibromo-3-chloropropane	< 0.74	ug/l	0.74	3.01	1	8260B		6/4/2024	CJR	1
Dibromochloromethane	< 0.36	ug/l	0.36	1.46	1	8260B		6/4/2024	CJR	1
1,4-Dichlorobenzene	< 0.49	ug/l	0.49	2.01	1	8260B		6/4/2024	CJR	1
1,3-Dichlorobenzene	< 0.35	ug/l	0.35	1.44	1	8260B		6/4/2024	CJR	1
1,2-Dichlorobenzene	< 0.4	ug/l	0.4	1.65	1	8260B		6/4/2024	CJR	1
Dichlorodifluoromethane	< 0.3	ug/l	0.3	1.23	1	8260B		6/4/2024	CJR	1
1,2-Dichloroethane	< 0.43	ug/l	0.43	1.75	1	8260B		6/4/2024	CJR	1
1,1-Dichloroethane	26.6	ug/l	0.43	1.74	1	8260B		6/4/2024	CJR	1
1,1-Dichloroethene	0.82 "J"	ug/l	0.43	1.76	1	8260B		6/4/2024	CJR	1
cis-1,2-Dichloroethene	31.6	ug/l	0.32	1.29	1	8260B		6/4/2024	CJR	1
trans-1,2-Dichloroethene	1.07 "J"	ug/l	0.5	2.02	1	8260B		6/4/2024	CJR	1
1,2-Dichloropropane	< 0.39	ug/l	0.39	1.58	1	8260B		6/4/2024	CJR	1
1,3-Dichloropropane	< 0.38	ug/l	0.38	1.55	1	8260B		6/4/2024	CJR	1
trans-1,3-Dichloropropene	< 0.41	ug/l	0.41	1.67	1	8260B		6/4/2024	CJR	1
cis-1,3-Dichloropropene	< 0.41	ug/l	0.41	1.67	1	8260B		6/4/2024	CJR	1
Di-isopropyl ether	< 0.48	ug/l	0.48	1.96	1	8260B		6/4/2024	CJR	1
EDB (1,2-Dibromoethane)	< 0.39	ug/l	0.39	1.59	1	8260B		6/4/2024	CJR	1
Ethylbenzene	< 0.33	ug/l	0.33	1.37	1	8260B		6/4/2024	CJR	1
Hexachlorobutadiene	< 0.81	ug/l	0.81	3.44	1	8260B		6/4/2024	CJR	1
Isopropylbenzene	< 0.34	ug/l	0.34	1.38	1	8260B		6/4/2024	CJR	1
p-Isopropyltoluene	< 0.47	ug/l	0.47	1.91	1	8260B		6/4/2024	CJR	1
Methylene chloride	< 0.79	ug/l	0.79	3.23	1	8260B		6/4/2024	CJR	1
Methyl tert-butyl ether (MTBE)	< 0.47	ug/l	0.47	1.91	1	8260B		6/4/2024	CJR	1
Naphthalene	< 1.4	ug/l	1.4	5.56	1	8260B		6/4/2024	CJR	1
n-Propylbenzene	< 0.39	ug/l	0.39	1.6	1	8260B		6/4/2024	CJR	1
1,1,2,2-Tetrachloroethane	< 0.43	ug/l	0.43	1.77	1	8260B		6/4/2024	CJR	1
1,1,1,2-Tetrachloroethane	< 0.55	ug/l	0.55	2.25	1	8260B		6/4/2024	CJR	1
Tetrachloroethene	8.5	ug/l	0.47	1.91	1	8260B		6/4/2024	CJR	1
Toluene	< 0.33	ug/l	0.33	1.35	1	8260B		6/4/2024	CJR	1
1,2,4-Trichlorobenzene	< 0.63	ug/l	0.63	2.57	1	8260B		6/4/2024	CJR	1
1,2,3-Trichlorobenzene	< 1.4	ug/l	1.4	5.94	1	8260B		6/4/2024	CJR	1
1,1,1-Trichloroethane	15.6	ug/l	0.33	1.34	1	8260B		6/4/2024	CJR	1
1,1,2-Trichloroethane	< 0.42	ug/l	0.42	1.72	1	8260B		6/4/2024	CJR	1
Trichloroethene (TCE)	108	ug/l	0.38	1.55	1	8260B		6/4/2024	CJR	1
Trichlorofluoromethane	< 0.33	ug/l	0.33	1.35	1	8260B		6/4/2024	CJR	1
1,2,4-Trimethylbenzene	< 0.35	ug/l	0.35	1.44	1	8260B		6/4/2024	CJR	1

Project Name COMPLETE RECYCLING **Invoice #** E44029
Project # 999-1009-001

Lab Code 5044029U
Sample ID DUP-2
Sample Matrix Water
Sample Date 5/29/2024

	Result	Unit	LOD	LOQ	Dil	Method	Ext Date	Run Date	Analyst	Code
1,3,5-Trimethylbenzene	< 0.41	ug/l	0.41	1.66	1	8260B		6/4/2024	CJR	1
Vinyl Chloride	2.51	ug/l	0.15	0.61	1	8260B		6/4/2024	CJR	1
m&p-Xylene	< 0.64	ug/l	0.64	2.63	1	8260B		6/4/2024	CJR	1
o-Xylene	< 0.37	ug/l	0.37	1.51	1	8260B		6/4/2024	CJR	1
SUR - 4-Bromofluorobenzene	114	REC %			1	8260B		6/4/2024	CJR	1
SUR - Dibromofluoromethane	92	REC %			1	8260B		6/4/2024	CJR	1
SUR - 1,2-Dichloroethane-d4	97	REC %			1	8260B		6/4/2024	CJR	1
SUR - Toluene-d8	96	REC %			1	8260B		6/4/2024	CJR	1

Project Name COMPLETE RECYCLING **Invoice #** E44029
Project # 999-1009-001

Lab Code 5044029V
Sample ID TB-1
Sample Matrix Water
Sample Date 5/28/2024

	Result	Unit	LOD	LOQ	Dil	Method	Ext Date	Run Date	Analyst	Code
Organic										
VOC's										
Benzene	< 0.3	ug/l	0.3	1.25	1	8260B		6/3/2024	CJR	1
Bromobenzene	< 0.34	ug/l	0.34	1.4	1	8260B		6/3/2024	CJR	1
Bromodichloromethane	< 0.36	ug/l	0.36	1.47	1	8260B		6/3/2024	CJR	1
Bromoform	< 0.42	ug/l	0.42	1.72	1	8260B		6/3/2024	CJR	1
tert-Butylbenzene	< 0.37	ug/l	0.37	1.49	1	8260B		6/3/2024	CJR	1
sec-Butylbenzene	< 0.33	ug/l	0.33	1.34	1	8260B		6/3/2024	CJR	1
n-Butylbenzene	< 0.71	ug/l	0.71	2.9	1	8260B		6/3/2024	CJR	1
Carbon Tetrachloride	< 0.34	ug/l	0.34	1.39	1	8260B		6/3/2024	CJR	1
Chlorobenzene	< 0.29	ug/l	0.29	1.19	1	8260B		6/3/2024	CJR	1
Chloroethane	< 0.62	ug/l	0.62	2.54	1	8260B		6/3/2024	CJR	1
Chloroform	< 0.33	ug/l	0.33	1.33	1	8260B		6/3/2024	CJR	1
Chloromethane	< 0.74	ug/l	0.74	3.03	1	8260B		6/3/2024	CJR	1
2-Chlorotoluene	< 0.34	ug/l	0.34	1.37	1	8260B		6/3/2024	CJR	1
4-Chlorotoluene	< 0.4	ug/l	0.4	1.63	1	8260B		6/3/2024	CJR	1
1,2-Dibromo-3-chloropropane	< 0.74	ug/l	0.74	3.01	1	8260B		6/3/2024	CJR	1
Dibromochloromethane	< 0.36	ug/l	0.36	1.46	1	8260B		6/3/2024	CJR	1
1,4-Dichlorobenzene	< 0.49	ug/l	0.49	2.01	1	8260B		6/3/2024	CJR	1
1,3-Dichlorobenzene	< 0.35	ug/l	0.35	1.44	1	8260B		6/3/2024	CJR	1
1,2-Dichlorobenzene	< 0.4	ug/l	0.4	1.65	1	8260B		6/3/2024	CJR	1
Dichlorodifluoromethane	< 0.3	ug/l	0.3	1.23	1	8260B		6/3/2024	CJR	1
1,2-Dichloroethane	< 0.43	ug/l	0.43	1.75	1	8260B		6/3/2024	CJR	1
1,1-Dichloroethane	< 0.43	ug/l	0.43	1.74	1	8260B		6/3/2024	CJR	1
1,1-Dichloroethene	< 0.43	ug/l	0.43	1.76	1	8260B		6/3/2024	CJR	1
cis-1,2-Dichloroethene	< 0.32	ug/l	0.32	1.29	1	8260B		6/3/2024	CJR	1
trans-1,2-Dichloroethene	< 0.5	ug/l	0.5	2.02	1	8260B		6/3/2024	CJR	1
1,2-Dichloropropane	< 0.39	ug/l	0.39	1.58	1	8260B		6/3/2024	CJR	1
1,3-Dichloropropane	< 0.38	ug/l	0.38	1.55	1	8260B		6/3/2024	CJR	1
trans-1,3-Dichloropropene	< 0.41	ug/l	0.41	1.67	1	8260B		6/3/2024	CJR	1
cis-1,3-Dichloropropene	< 0.41	ug/l	0.41	1.67	1	8260B		6/3/2024	CJR	1
Di-isopropyl ether	< 0.48	ug/l	0.48	1.96	1	8260B		6/3/2024	CJR	1
EDB (1,2-Dibromoethane)	< 0.39	ug/l	0.39	1.59	1	8260B		6/3/2024	CJR	1
Ethylbenzene	< 0.33	ug/l	0.33	1.37	1	8260B		6/3/2024	CJR	1
Hexachlorobutadiene	< 0.81	ug/l	0.81	3.44	1	8260B		6/3/2024	CJR	1
Isopropylbenzene	< 0.34	ug/l	0.34	1.38	1	8260B		6/3/2024	CJR	1
p-Isopropyltoluene	< 0.47	ug/l	0.47	1.91	1	8260B		6/3/2024	CJR	1
Methylene chloride	< 0.79	ug/l	0.79	3.23	1	8260B		6/3/2024	CJR	1
Methyl tert-butyl ether (MTBE)	< 0.47	ug/l	0.47	1.91	1	8260B		6/3/2024	CJR	1
Naphthalene	< 1.4	ug/l	1.4	5.56	1	8260B		6/3/2024	CJR	1
n-Propylbenzene	< 0.39	ug/l	0.39	1.6	1	8260B		6/3/2024	CJR	1
1,1,2,2-Tetrachloroethane	< 0.43	ug/l	0.43	1.77	1	8260B		6/3/2024	CJR	1
1,1,1,2-Tetrachloroethane	< 0.55	ug/l	0.55	2.25	1	8260B		6/3/2024	CJR	1
Tetrachloroethene	< 0.47	ug/l	0.47	1.91	1	8260B		6/3/2024	CJR	1
Toluene	< 0.33	ug/l	0.33	1.35	1	8260B		6/3/2024	CJR	1
1,2,4-Trichlorobenzene	< 0.63	ug/l	0.63	2.57	1	8260B		6/3/2024	CJR	1
1,2,3-Trichlorobenzene	< 1.4	ug/l	1.4	5.94	1	8260B		6/3/2024	CJR	1
1,1,1-Trichloroethane	< 0.33	ug/l	0.33	1.34	1	8260B		6/3/2024	CJR	1
1,1,2-Trichloroethane	< 0.42	ug/l	0.42	1.72	1	8260B		6/3/2024	CJR	1
Trichloroethene (TCE)	< 0.38	ug/l	0.38	1.55	1	8260B		6/3/2024	CJR	1
Trichlorofluoromethane	< 0.33	ug/l	0.33	1.35	1	8260B		6/3/2024	CJR	1
1,2,4-Trimethylbenzene	< 0.35	ug/l	0.35	1.44	1	8260B		6/3/2024	CJR	1

Project Name COMPLETE RECYCLING **Invoice #** E44029
Project # 999-1009-001

Lab Code 5044029V
Sample ID TB-1
Sample Matrix Water
Sample Date 5/28/2024

	Result	Unit	LOD	LOQ	Dil	Method	Ext Date	Run Date	Analyst	Code
1,3,5-Trimethylbenzene	< 0.41	ug/l	0.41	1.66	1	8260B		6/3/2024	CJR	1
Vinyl Chloride	< 0.15	ug/l	0.15	0.61	1	8260B		6/3/2024	CJR	1
m&p-Xylene	< 0.64	ug/l	0.64	2.63	1	8260B		6/3/2024	CJR	1
o-Xylene	< 0.37	ug/l	0.37	1.51	1	8260B		6/3/2024	CJR	1
SUR - Toluene-d8	89	REC %			1	8260B		6/3/2024	CJR	1
SUR - 1,2-Dichloroethane-d4	92	REC %			1	8260B		6/3/2024	CJR	1
SUR - 4-Bromofluorobenzene	109	REC %			1	8260B		6/3/2024	CJR	1
SUR - Dibromofluoromethane	97	REC %			1	8260B		6/3/2024	CJR	1

"J" Flag: Analyte detected between LOD and LOQ LOD Limit of Detection LOQ Limit of Quantitation

Code	*Comment*
1	Laboratory QC within limits.

All solid sample results reported on a dry weight basis unless otherwise indicated. All LOD's and LOQ's are adjusted for dilutions but not dry weight. Subcontracted results are denoted by SUB in the analyst field.

Authorized Signature

CHAIN OF STODY RECORD

Synergy Environmental Lab, LLC

www.synergy-lab.net
1990 Prospect Ct. • Appleton, WI 54914
920-830-2455 • mrsynergy@wi.twcbc.com

Chain # 52904

Page 1 of 2

Sample Handling Request

Rush Analysis Date Required: _____
(Rushes accepted only with prior authorization)
✓ Normal Turn Around

Lab I.D. #

QUOTE # :

Project #: 999-1009-001

Sampler: (signature)

Project (Name / Location): Complete Recycling / ST. Francis, WI

Reports To: Kurt McClung / Ryan Johnson

Company Endpoint Solutions

Address 6871 S Lovers Lane

City State Zip Franklin, WI

Phone

Email

Invoice To:

Company

Address SAME

City State Zip

Phone

Email

Lab I.D.	Sample I.D.	Collection Date	Collection Time	Filtered Y/N	No. of Containers	Sample Type (Matrix)*	Preservation	DRO (Mod DRO Sep 95)	GRO (Mod GRO Sep 95)	LEAD	NITRATE/NITRITE	OIL & GREASE	PAH (EPA 8270)	PCB	PVOC (EPA 8021)	PVOC + NAPHTHALENE	SULFATE	TOTAL SUSPENDED SOLIDS	VOC DW (EPA 524.2)	VOC (EPA 8260)	VOC AIR (TO - 15)	8-RCRA METALS						PID/ FID
5044029 A	KMW-2	5/28/24	1125	N	3	GW	HCl													X								
B	KMW-1		1210																	X								
C	KPZ-1		1300																	X								
D	KMW-4		1340																	X								
E	KMW-3	5/29/24	830																	X								
F	KPZ-2		920																	X								
G	KMW-5		1000																	X								
H	MW-1		1105																	X								
I	PZ-3		1210																	X								
J	KMW-6		1300																	X								
K	PZ-4		1350																	X								
L	MW-14		1445																	X								

Analysis Requested | Other Analysis

Comments/Special Instructions (*Specify groundwater "GW", Drinking Water "DW", Waste Water "WW", Soil "S", Air "A", Oil, Sludge, etc.)

Sample Integrity - To be completed by receiving lab.

Method of Shipment: CS

Temp. of Temp. Blank: _____ °C On Ice: X

Cooler seal intact upon receipt: X Yes ____ No

Relinquished By: (sign)	Time	Date	Received By: (sign)	Time	Date
[signature]	1600	5/30/24			

Received in Laboratory By: [signature] Time: 745 Date: 05.31.24

CHAIN OF CUSTODY RECORD

Synergy Environmental Lab, LLC

www.synergy-lab.net
1990 Prospect Ct. • Appleton, WI 54914
920-830-2455 • mrsynergy@wi.twcbc.com

Chain # 52905
Page 2 of 2

Sample Handling Request
___ Rush Analysis Date Required: ___
(Rushes accepted only with prior authorization)
X Normal Turn Around

Lab I.D. #
QUOTE # :
Project #:
Sampler: (signature)
Project (Name / Location):
Reports To:
Company
Address
City State Zip
Phone
Email

Invoice To:
Company
Address
City State Zip
Phone
Email

SAME as page 1

Analysis Requested / Other Analysis

Lab I.D.	Sample I.D.	Collection Date	Collection Time	Filtered Y/N	No. of Containers	Sample Type (Matrix)*	Preservation	DRO (Mod DRO Sep 95)	GRO (Mod GRO Sep 95)	LEAD	NITRATE/NITRITE	OIL & GREASE	PAH (EPA 8270)	PCB	PVOC (EPA 8021)	PVOC + NAPHTHALENE	SULFATE	TOTAL SUSPENDED SOLIDS	VOC DW (EPA 524.2)	VOC (EPA 8260)	VOC AIR (TO - 15)	8-RCRA METALS						PID/ FID
5044029M	MW-15	5/29/24	1535	N	3	GW	HCl													X								
N	PMW-8	↓	1625	↓	↓	↓	↓													X								
O	PMW-2	5/30/24	815																	X								
P	MW-2	↓	910																	X								
Q	SPM-4		1005																	X								
R	SMW-4		1050																	X								
S	SMW-3R	↓	1130																	X								
T	Dup-1	5/29/24	"																	X								
U	Dup-2	↓	"																	X								
V	TB-1	5/28/24	"	↓		↓	↓																					

Comments/Special Instructions (*Specify groundwater "GW", Drinking Water "DW", Waste Water "WW", Soil "S", Air "A", Oil, Sludge, etc.)

Sample Integrity - To be completed by receiving lab.
Method of Shipment: CS
Temp. of Temp. Blank: ___ °C On Ice: X
Cooler seal intact upon receipt: X Yes ___ No

Relinquished By: (sign)	Time	Date	Received By: (sign)	Time	Date
[signature]	1600	5/30/24			

Received in Laboratory By: [signature] Time: 745a Date: 05.31.24

APPENDIX E

CONCEPTUAL SITE MODEL

Conceptual Site Model

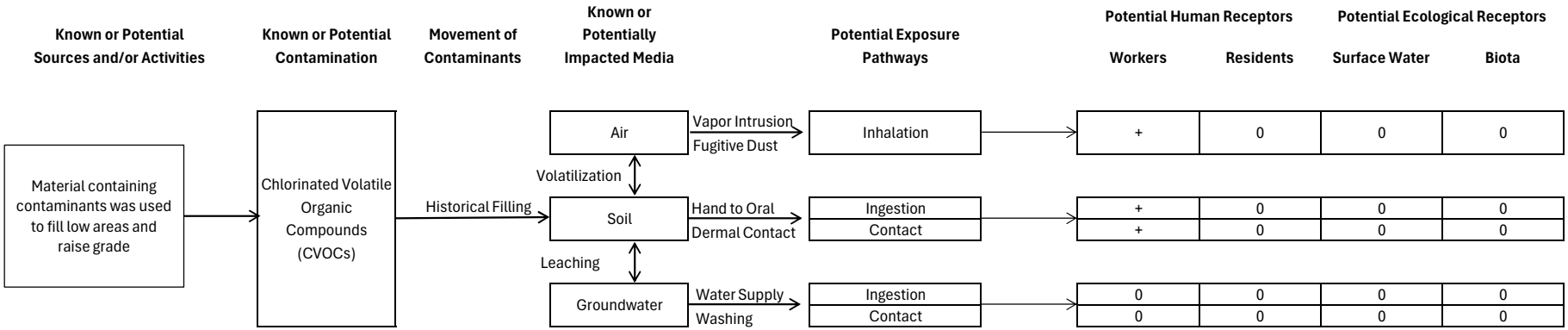

LEGEND:

0	Pathway is not complete, no evaluation required
X	Pathway is or may be complete, but is judged to be minor or unlikely; corrective action not planned.
+	Pathway is or may be complete; corrective action may be required.

APPENDIX F

Storm Sewer Utility Drawing

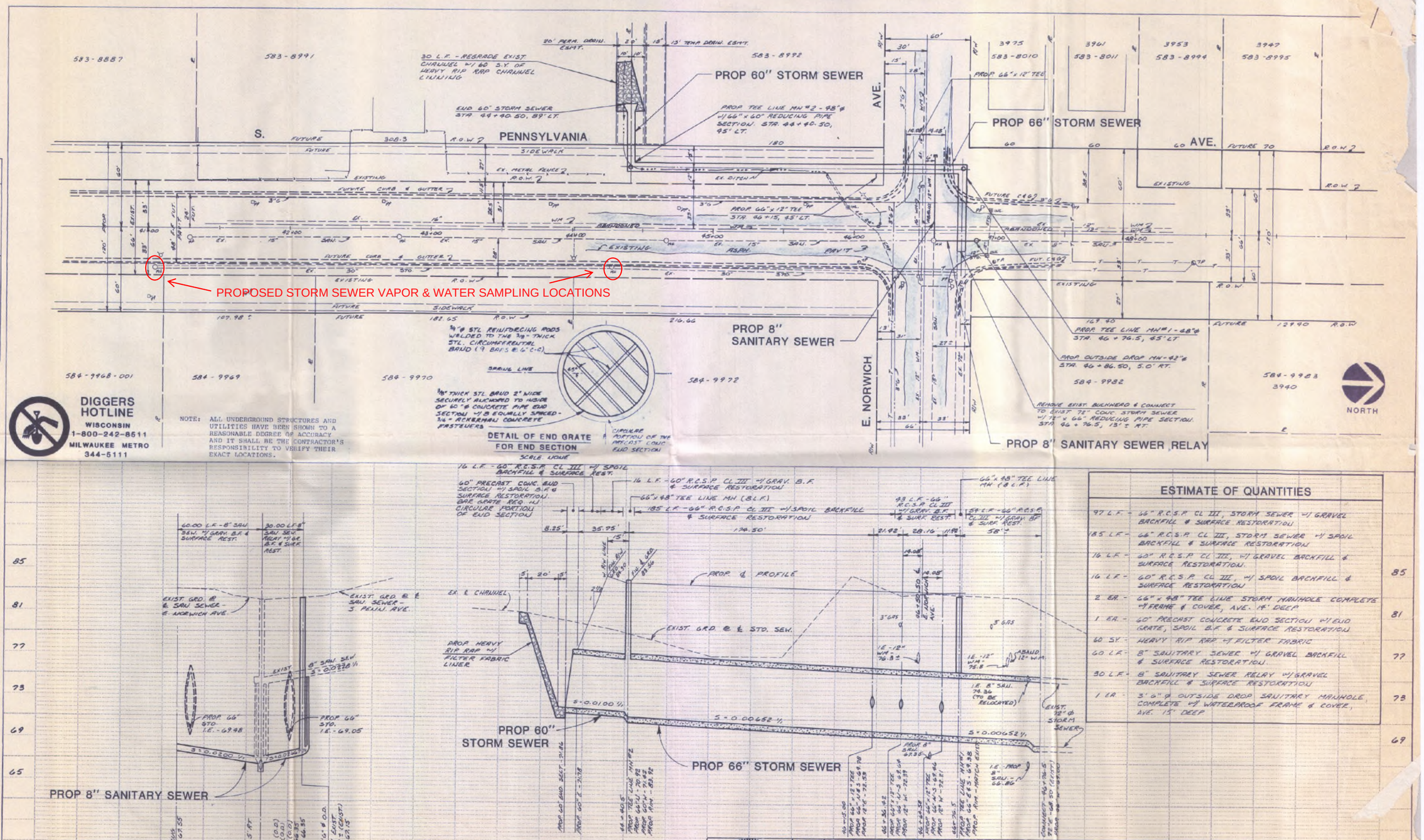

ESTIMATE OF QUANTITIES

97 L.F. -	66" R.C.S.P. CL III, STORM SEWER w/ GRAVEL BACKFILL & SURFACE RESTORATION
185 L.F. -	66" R.C.S.P. CL III, STORM SEWER w/ SPOIL BACKFILL & SURFACE RESTORATION
16 L.F. -	60" R.C.S.P. CL III, w/ GRAVEL BACKFILL & SURFACE RESTORATION.
16 L.F. -	60" R.C.S.P. CL III, w/ SPOIL BACKFILL & SURFACE RESTORATION
2 EA. -	66" x 48" TEE LINE STORM MANHOLE COMPLETE w/ FRAME & COVER, AVE. 14' DEEP
1 EA. -	60" PRECAST CONCRETE END SECTION w/ END GRATE, SPOIL B.F. & SURFACE RESTORATION
60 S.Y. -	HEAVY RIP RAP w/ FILTER FABRIC
60 L.F. -	8" SANITARY SEWER w/ GRAVEL BACKFILL & SURFACE RESTORATION
30 L.F. -	8" SANITARY SEWER RELAY w/ GRAVEL BACKFILL & SURFACE RESTORATION
1 EA. -	3' 6" ø OUTSIDE DROP SANITARY MANHOLE COMPLETE w/ WATERPROOF FRAME & COVER, AVE. 13' DEEP

1/4 SEC	SURVEY	DESIGNED	DRAWN	CHECKED	FIELD BOOK NO
583-584	M.BRYER	S.G.H.	M.R.E.		
DATE	DATE 7-24-80	DATE 10-26-86	DATE 10-27-86	DATE	DATE

REVISION | DATE

APPROVED | DATE

APPROVED | DATE

WISCONSIN STEPHEN G. HAUSER E-13389 BROOKFIELD, WIS. PROFESSIONAL ENGINEER

CITY OF ST. FRANCIS
DEPARTMENT OF ENGINEERING — CITY ENGINEER J. SCHULTZ

PROPOSED STORM SEWER

IN: S. PENNSYLVANIA AVE.
FROM: E. NORWICH AVE.
TO: 210' S. OF E. NORWICH AVE.

SCALE HORZ: 1" = 30' VERT: 1" = 4'
SHEET 1 OF 1 SHEET