

slope:  $\frac{.88}{68} = 1.3\%$  slope



4x8 rock  
infil  
4" drain

x - 0.76

well x - 0.3'

x - 0.2'

x + 0.12'

approx. lot line

catch basin

downspout

4" PVC



slope:  $\frac{1.44'}{33'} = 4.4\%$

10'

catch basin

channel drain

4" PVC

10' x 12' rock infil. (subsurface)

observation well

4" drain tile overflow

20'

channel drain

19.5' rock infiltration B

3' rock

rock C infiltration

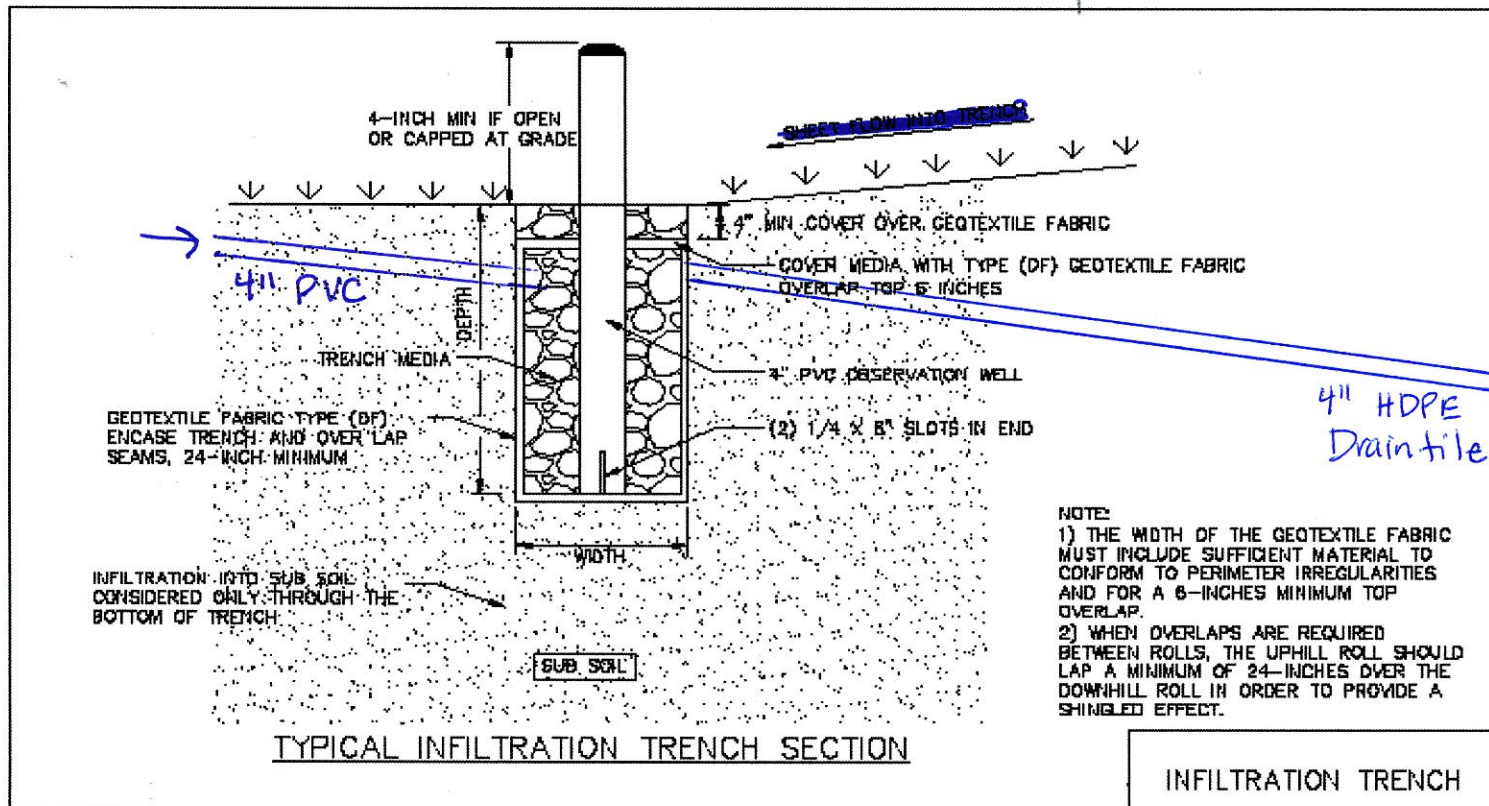
Bill and Cindy Shannon  
2379 108th Street

start here → 2' depth

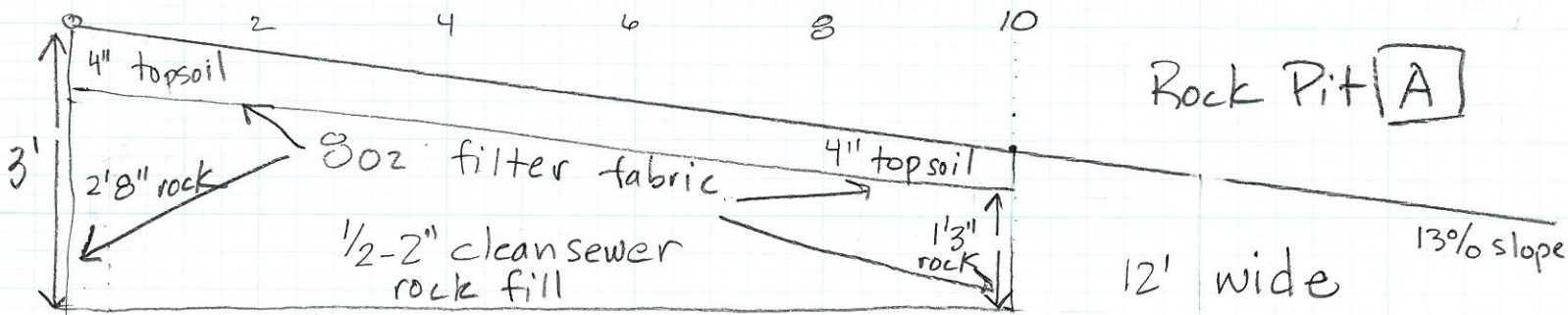
C Clemens  
10/30/2009 10/20

Rock Infiltration **A** - 3' deep, 10' x 10' at surface

↓  
1.6'  
(13% slope)

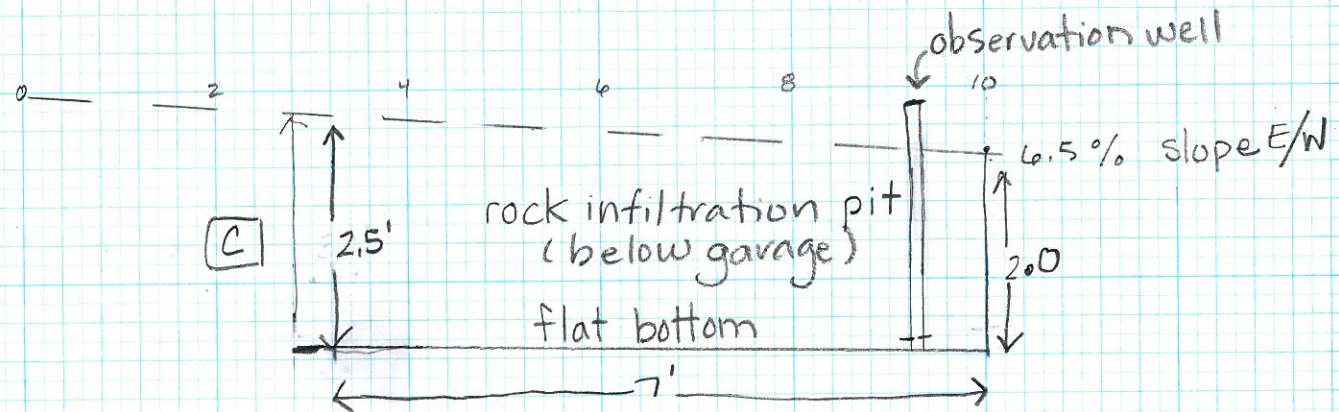
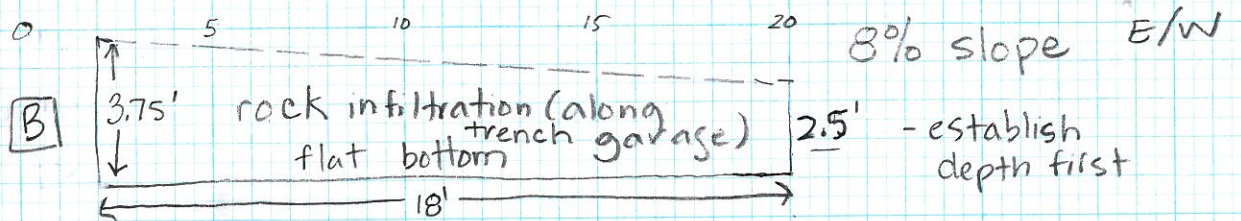
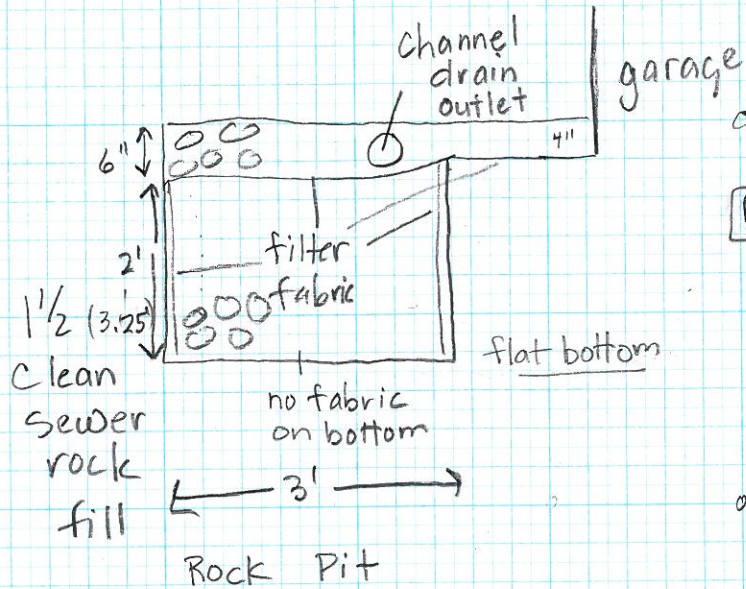


VAI-STM-30



10/30/20

# Rock Trench Cross Section



Bill and Cindy Shannon  
2379 108th Street

CClemens  
09/18/20

# Project Quantities

Shannon  
2379 108th Street

	Materials	Quantity	Cost per unit	Total Cost
<b>Rock Infiltration Trench A</b>				
2' X 10' X 12'	1/2" - 2" clean sewer rock	9 yards		
	8 ounce filter fabric (6 feet)	68 linear feet		
	12" catch basin and connections	3		
	4" PVC pipe	65 feet		
	4" HDPE draitile	70 feet		
	rebar to secure observation well			
	4" PVC pipe for observation well/cap	4 feet		
<b>Diversions</b>				
	5" channel drain	28 ft		
	5" channel drain	14 ft		
	concrete for channel drain placement			
	4" HDPE channel drain outflow	3 feet		
<b>Rock Infiltration Trench B</b>				
3' X 19.5' X 3.125	1/2 clean sewer rock	6.8 yards		
1.5' X 19.5' X .33'	surface rock	0.4		
	8 ounce filter fabric (6 feet)	60 linear feet		
<b>Rock Infiltration Pit C</b>				
7' X 10' X 2.25	1/2 clean sewer rock	5.8 yards		
1.5' X 7.5' X .33'	surface rock	0.15 yards		
	8 ounce filter fabric (6 feet)	34 linear feet		
	rebar to secure observation well			
	4" PVC pipe for observation well	3 feet		
<b>Silt fence below construction area</b>				
repair	Shady grass seed			