

Healthy Lakes Example Report



Take advantage of this Healthy Lakes reporting example for your projects. It can be used to keep properties and project details organized in one location and will make it easier when you request grant reimbursement. You may also use the reporting example to feature Healthy Lakes projects that aren't grant-funded but still worthy of promotion.

Page 1 is grant-specific and should be completed by the project coordinator. The following pages are property-specific and can be completed by individual property owners or the project coordinator. Photos and other feedback may be used for promotional purposes like newsletter articles and the website, but personal information won't be shared without permission.

Grant Number: LPT 606-19

Grant Sponsor: Sand Lake Management District

Were all projects completed as proposed?

Yes No

If no, explain the reasons for the change:

Make sure you have completed the following requirements and keep them for your records, 10 years:

- A signed 10 year contract with each land owner
- Design specifications and location of each best practice

Optional: Tell us your story. We'd love to hear what worked, what didn't work, unique fish and wildlife observation, and your specific suggestions how we can improve Healthy Lakes.

At the SLMD Annual Meeting 8/10/18, the Board again asked for lakeshore owners to volunteer for Healthy Lakes Grant projects which the SLMD would sponsor. Travis and Theresa Muench had just bought a cabin and volunteered for a Fish Stick and possibly Native Planting and Rain Garden. Jay DeWitt was impressed with the 2 Fish Sticks erected at his neighbor Dave Hansen's shoreline, and volunteered to have 2 Fish Sticks installed. Meanwhile, the SLMD contacted Don Taylor of the St. Croix Band of Wisconsin Chippewa who obtained permission from the Tribal Council to install one Fish Stick on Band Sand Lake property.

After their Fish Sticks were approved in 4/19, Dave Blumer of LEAPS, and Teresa Skog and Tom Lindeen of the SLMD met with Don and Jay and Travis on 10/7/19 to mark anchor trees and hardwood trees on their property to be harvested for the projects. On 12/16/19 Dave Blumer and Tom Lindeen removed anchor cables from 4 2016 Fish Sticks to be repurposed in 2020. On 1/17/20 Dave Blumer met with Jake Most of Northern Tree Service to verify the targeted anchor and harvest trees were workable.

On 2/24/20 Dave Blumer and Jake Most and his crew harvested the 15 trees (from the Band, DeWitt, Muench and a neighboring property where Jake was clearing trees) and erected the 4 Fish Sticks by laying 3 tree trunks on shore next to the anchor trees, laying 2 50-70 ft. trees crosswise on top, and

Healthy Lakes Example Report

tying gunny sacks of rocks to all trees to sink them. On 3/6/20 Dave and Tom Lindeen of the SLMD cabled the harvested trees together and to the anchor trees, marking them as HLG installations.

The HLG program could be improved by shortening the time from application to approval to installation for these simple, low cost projects.

Complete one per property owner.

Property Owner Name: St. Croix Band of Wisconsin Chippewa Indians

Check the box for completed practice(s) and complete the required data deliverables

Fish Sticks: 1 (one)

Number of Fish Sticks clusters installed: 1

Total Number of trees: 5

Native Planting: Insert total number of native plantings.

Choose type of planting

Surface Area: Number.

Length of lakeshore restored: Number.

Rain Garden: Insert total number of rain gardens.

Dimensions: Number.

Drainage Area Captured: Number.

Diversion (Transitional or Upland): Insert total number of diversions.

Healthy Lakes Example Report

Drainage Area Diverted: Number.

Drainage Area Captured: Number. If uncertain: Choose an item.

Rock Infiltration: Insert total number of rock infiltrations.

Dimensions: Number.

Drainage Area Captured: Number.

Helpful Photo Tips

Take photos from the same vantage point, at a similar time of day, with the sun at your back, if possible, and at the landscape scale. Avoid taking pictures at high noon. Photos provided may be used for promotional materials, Healthy Lakes website (healthylakeswi.com), and other outreach.

Before Pictures (at least 1)




Photo 1:




Photo 2: Enter date and description




Photo 3: Enter date and description

Healthy Lakes Example Report

During Pictures (optional)




Photo 4: May 27 and 28 photos sent to Alex Smith




Photo 5: Enter date and description




Photo 6: Enter date and description

After Pictures (at least 1)




Photo 7: May 27 and May 28 photos sent to Alex Smith




Photo 8: Enter date and description




Photo 9: Enter date and description

Summary of education activities and/or promotion of Healthy Lakes initiative

Examples include lake newsletter, local media, state media.

Healthy Lakes Example Report

Posts were entered in the the “Sand Lake Soundings” Facebook Group page when Grant L:T 662-20 was approved, and photos 2/20 and 5/20. An article thanking the lakeshore owners by name was published in the annual “Sand Lake Soundings” newsletter mailed to all SLMD members in 2/20. The lakeshore owners were introduced and thanked at the 2020 Annual Meeting in 8/20.

Thank you for making Healthy Lakes together! We appreciate your participation and feedback!