



City of Norway

P.O. Box 99 - 915 Main St., Norway, MI 49870 - Ph. 906-563-9961 - Fax 906-563-7502 - norwaymi.gov

November 11, 2016

Kimberly D. Bose, Secretary
Federal Energy Regulatory Commission
888 First Street, N.E.
Washington, DC 20426

**Re: Article 404-Water Quality Monitoring Report for 2015
Sturgeon Falls Project, FERC No. 2720**

Dear Secretary Bose:

Pursuant to your letter dated November 10, 2016, the City of Norway (City) is providing the following response to your request for the 2015 dissolved oxygen and temperature data.

In 2015, as required, the City began collecting water quality monitoring data (temperature and dissolved oxygen) on May 1, 2015. Collection of data continued until July 29, 2015. The City was forced to discontinue data collection because the equipment began to malfunction. Replacement equipment was not available at the time. Therefore, a continuous record of monitoring could occur for the remaining 2015 season.

The City purchased new replacement equipment in early 2016 and resumed water quality monitoring (temperature and dissolved oxygen) in late July 2016. Monitoring continued through the end of September 2016.

The City did not notify FERC of the deviation from the monitoring schedule in 2015. The intent of the City was to file a complete report for the partial 2015 and partial 2016 season by December 31, 2016.

Enclosed is a draft monitoring report including the data from the 2015 partial monitoring period. The 2015 monitoring report does not yet include the required daily minimum, maximum, and average dissolved oxygen readings and temperatures for the 2015 monitoring period.

A complete report covering the partial 2015 and partial 2016 monitoring seasons will be provided to the Commission by December 31, 2016.

Should you have any questions relative to this information, please do not hesitate to contact me at (906) 563-9961.

Sincerely,

Ray D. Anderson
City Manager

cc: Sturgeon Falls Project, FERC No. 2720
Mr. Tim Brew – City of Norway, Electrical Foreman

Water Quality Monitoring Study: Temperature and Dissolved Oxygen

For the Period

April 26- July 29, 2015

At three sites relative to the

Sturgeon Falls Hydro Project

Partial fulfillment of FERC requirements,
success hindered by equipment failure

Study conducted by:

Dickinson Conservation District

420 N. Hooper Street Kingsford, MI 48902

(906) 774-1550 ext 180

Ann Hruska, Project Manager

Lindsay Peterson, Technician

Background

On July 24, 2002, The Michigan Department of Environmental Quality (MDEQ) granted Water Quality Certification under section 401 of the Federal Clean Water Act to the City of Norway, Michigan for the Sturgeon Falls Hydroelectric Project with a set of twelve conditions. This report reflects water quality monitoring data collected to verify compliance with the Water Quality Certification's Condition (2) (Sturgeon Falls Water Quality Limitations) and a portion of Condition (3) (Water Quality Monitoring and Reporting) ([Appendix A](#)). The purpose of the study is to verify that the Sturgeon Falls Project does not alter the temperature and dissolved oxygen levels in the waters below the Project to levels beyond those specified by the MDEQ to maintain the biological health of the river ecosystem. Since the Sturgeon Falls Project is near the confluence of the Sturgeon and Menominee Rivers, upstream locations in both rivers act as the "controls" to provide comparative data out of the influence of the project. Informally stated, the specific study contracted and reported on here includes our efforts at hourly water temperature and dissolved oxygen monitoring in three locations respective to the Sturgeon Falls Project for the time prescribed as May 1- Sept 30, 2015.

Concerns about data gaps resulting from equipment malfunction and lack of timely technical support from the manufacturer lead to the decision to abort the study after 12 weeks of monitoring. Protocols and quality assurance mirroring the 2010 study were followed until lack of confidence in ability to meet the 5 month study requirement due to equipment servicing delays became apparent. Data presented is a good faith effort to meet the FERC requirements in the first 12 weeks of the summer of 2015.

The water quality monitoring was conducted by the Dickinson Conservation District, under contract by the City of Norway, owner and licensee of the Sturgeon Falls Hydroelectric Project. Monitoring equipment was supplied by the City of Norway. Specifics on the City's plan for implementation of the above Conditions are detailed in Section 2 of their *Water Quality Monitoring and Fish Tissue Plan: Temperature and Dissolved Oxygen Monitoring (The Plan)* prepared for the City by Mead & Hunt and approved by the MDEQ to satisfy the FERC license requirements. ([Relevant sections may be found in Appendix A.](#))

Temperature and Dissolved Oxygen Monitoring

A. Monitoring Schedule

Temperature and dissolved oxygen (DO) monitoring are to be conducted from May 1 through September 30 in the year 2010, and from May 1 through Sept 30 at 5-year intervals thereafter for the duration of the term of the current FERC license. This study reflects five years subsequent to 2010: the 2015 study.

- Three submersible, portable continuous recording instruments were deployed on April 26, 2015 and removed from the three different monitoring stations on or about July 29, 2015, in partial satisfaction of the 2015 monitoring cycle. Equipment was supplied by the City of Norway and consisted of Eureka Manta2 Multiprobes, which house both Dissolved Oxygen and Temperature sensors in one unit. A product and spec sheet for these units is included in [Appendix B](#). These units were purchased in February 2010, utilized successfully for five months in 2010, and factory serviced in December 2010. The contract was contingent on viable equipment being supplied by the City of Norway.
- Data was downloaded to a PC at 2 week intervals or less.
- Individual units were always returned to the same monitoring site.

B. Monitoring Locations

The temperature and DO monitoring was conducted at representative locations upstream and downstream of the Sturgeon Falls Project according the locations targeted in the Water Quality Monitoring and Fish Tissue Plan. The targeted monitoring locations included: 1) the Menominee River at or near Highway 8 (upstream of project), 2) the Sturgeon River at or near Highway 2 (upstream of project), and 3) the tailrace of the Sturgeon Falls Project (downstream of project). The specific locations were chosen to consider vandalism avoidance, accessibility, and for depth consistency as much as possible. Monitoring sites were nearly identical to the 2010 study locations. An aerial photo portraying the three monitoring locations is included in [Appendix B](#). The following narrative further describes the three sites:

- 1) **The Menominee River at or Near Hwy 8:** About 200' U/S of the bridge, MI side, accessed by the utility road to a pump house for golf course water extraction from the river, west side of Hwy 8. The unit was chained to a tree about 40' U/S of the water extraction pipe. This location avoided the illicit activity under

bridge and provided the greatest depth in close proximity to the shore of any of the sites. The logger was secured with a 15' piece of chain around a tree overhanging the water. The bottom substrate at this site was sand with scattered large cobble and woody debris. The manufacturer's identification number for the Manta2 unit at this site was:

#4100338- we called it or #8- Hwy 8.

Water depth 4/26- 7/29/15 ranged: 32" to 40".

GPS Location N45.75739 W087.92258 Elevation: 935'

Photo taken below left at site, looking toward the Hwy 8 bridge over the Menominee River. The exposed sandbar was washed away during early summer high water events.



(Left) Hwy 8



(Right) US 2

- 2) **The Sturgeon River at or near US 2:** About 230' D/S of the US 2 Bridge over the Sturgeon River, west bank, accessed by a utility road at SW corner of bridge. The unit was anchored to a USGS gauging station base and extended into the river with 30' of chain. The Manta had to be placed furthest into the river width for this location because of generally shallow, uniform depth. The bottom substrate at this location was small cobble and gravel. Photo above right taken 4/26/15 downstream of US 2 bridge at gauging station.

The manufacturer's identification number for the Manta2 unit at this site was:

#4100337 – we called it #7-US 2

Water depth 4/26/15: 26"

GPS Location N45.77623 W 087.82806 855 ft elev.

- 3) **The tailrace of the Sturgeon Falls Project:** The monitoring site was about 300 ft below the dam (180 ft downstream of the Canoe Put In) on the east (MI) side of the river. The unit was chained to a tree and extended about 20 ft out into water, where it was partly anchored in the fork of a fallen tree. The bottom substrate was large cobble and large woody debris.

The manufacturer's identification number for the Manta2 unit:

#4100339 or # 9 or Power Dam

Depth 4/26/15: 32"

GPS Location N45.73983 W087.86301 elev. 806 ft

Photo taken from the site and looking toward the dam looking upstream toward the dam.



C. Quality Assurance Plan

Quality Assurance was accomplished by means of bi-weekly data collection, regular instrument and sensor maintenance, component repair/replacement as needed, and routine calibration.

1. Data Collection Schedule:

According to the Manufacturer, the data loggers could easily record three months of data as configured. Previous experience with these units lead us to schedule data capture on a bi-weekly basis to better monitor equipment function and ambient conditions that might impact their function. Data included in download reports included: DO mg/l, DO % Saturation, Temperature (Degrees Centigrade and Degrees Fahrenheit), % Cable Power. DO% Saturation facilitated calibration. %Cable Power gave us an indication of battery strength powering the deployed unit. Manta2 units were calibrated and set up for deployment on April 26, 2015. Data was downloaded on the following 2015 dates: 5/10, 5/21, 6/4, 6/18, 7/2, 7/8, 7/9, 7/13-14, 7/20, 7/29.

2. Regular instrument maintenance included:

a) Cleaning the data loggers and sensors:

Cleaning involved removal of the instrument from the water to gently scrub off collected algae, other biota (zebra mussels, macroinvertebrates) and iron filings on a bi-weekly basis prior to data downloads. It was important to remove debris prior to battery replacement and sensor cleaning and calibration, so as not to contaminate the unit's O-ring seals. Maintenance needs proved variable during the summer, and the units experienced a rapid escalation of biofouling and iron filing fouling as the summer advanced into the warmth and higher water level of mid- late summer. Similar to the 2010 study, the Power Dam site showed the highest degree of biofouling and iron filing collection throughout the summer. The iron filings often appeared to impede the circulator operation, which was included as a partner to the Clark type DO sensor for instances where water was not flowing freely around the sensor. Given the river flows where these units were deployed, this should not have been an issue.

b) Clark DO Sensor Maintenance:

The Clark-type dissolved-oxygen sensor comprises a gold cathode and silver anode immersed in a potassium-chloride electrolyte; the electrolyte is retained by a thin, oxygen-permeable membrane. If a voltage of roughly 0.8 V is imposed between the cathode and anode, any oxygen gas at the cathode is ionized, giving up electrons in the process. Those electrons are an electrical current through the electrolyte, between the cathode and anode, the magnitude of which is related to the

amount of oxygen present in the air or water outside the membrane. The sensor output is corrected for the temperature characteristics of the membrane, and for the temperature characteristics of oxygen saturation in water. Because the Clark sensor consumes oxygen, you must usually have a circulator to prevent oxygen starvation at the outer surface of the membrane. Clark sensor maintenance involves replacing the membrane after cleaning the sensor and refilling its electrolyte. Care was taken to exclude bubbles in the electrolyte, and to install the membrane tautly with no wrinkles or holes, as per manufacturers' instructions (Section E6 of the Manta2 Operator's Manual, www.waterprobes.com, Support, Documents). A maintenance kit was purchased from the manufacturer which included the membranes and electrolyte solution. There was no specific guidance on when the membranes would need replacement, but experience indicated every 2-4 weeks depending on biofouling and the level of beating the units took during high water events. Membrane replacement coincided with all calibration events after 5/19.



Pictured above: Typical two week accumulation of biofouling and iron filing accumulation of the Power Dam unit seen late-June and July.

- c) Lubrication of seals: O-ring seals on the External Battery Pack and the Sensor Guard were lubricated with silicone-based lubricant/sealant supplied as part of the Maintenance Kit purchased from the Manufacturer. Lubrication occurred after every cleaning/download episode.
- d) Battery replacement: Six double A (AA) batteries in an External Battery Pack are used to power the data loggers for their remote sensing deployment (away from a computer). During the 2010 study, we learned that data collection proceeded reliably until Cable Power fell below 4.0%. In 2015, batteries were changed every two weeks unless Cable Power was above 8.0%. Battery usage was not uniform across the three units, but was never allowed to fall below 4.0%.
- e) Component replacement in the event of instrument malfunction:
 - The external battery pack (EBP) on the Hwy 8 Manta2 unit failed to reinitiate logging after the 6/18/15 data download (male end broken- likely due to damage during high flow events). The Hwy 8 EBP was sent in for service at this time. EBP repaired and unit returned to water 7/8/15. Daily readings were taken with our comparative device, YSI EcoSense ODO 200 meter when the Hwy 8 unit out of service.
 - US 2 (0337) Unit failed to stabilize during calibration 7/20. Data recorded in subsequent 2 days did not seem consistent, so technical support sought and unit sent in for repair after consult with City of Norway. A 3-4 week repair period projected. No work had been done on the unit when the study was disbanded on or after July 29.
 - During the 7/29/15 data download, significant condensation was noted in the (0339) Power Dam Unit's external battery pack (EBP). Corrosion of the battery terminals was evident. It took several days to get an RMA request from Eureka and a projected 3-4 week delay in repair of EBP contributed to the decision to disband the study.
- f) Software and firmware upgrades: Following malfunction of the Power Dam (0339) Unit discovered 7/9/15 and lengthy delay in receiving technical support, Eureka technical support prescribed updating all units with upgraded version 2.2.6 Manta software and Version 6.79 firmware. The Power Dam Unit was not recording data between 7/2 and its redeployment after reprogramming on

7/15/15. The other two units were pulled 7/14/15 for reprogramming and returned to the rivers on 7/15/15.

3. **Sensor calibration:** Sensor calibration is discussed in Section E of the Operation Handbook.

a) **Temperature Sensor Calibration**

(Section E5 Temperature: Manta2 Manual December 2008):

“The Temperature sensor is an electrical resistor (thermistor) whose resistance changes predictably with temperature. The sensor is protected by a stainless-steel tube. Thermistors are very stable with time, and so do not require calibration.” The accuracy of the temperature sensor on the Manta 2 is +/- 0.1 °C. See Product Spec Sheet ([Appendix B](#)).

To provide additional Quality Control, we purchased a YSI EcoSense ODO200 handheld electronic meter to record the water temperature at each site, typically on the event of a data download. The temperature meter has an accuracy of +/- .3° C. See attached specification sheet ([Appendix B](#)). Readings with the EcoSense ODO meter were used to determine the relative consistency of the Manta2 units and to provide data points during periods when Manta2 units were out of service. These readings are referred to as “manual” readings in the data discussion, as opposed to the programmed data loggers.

b) **Dissolved Oxygen:** Calibration of the Clark DO sensor took place with each membrane change, which took place on the escalating schedule described under DO Sensor maintenance, response to the degree of biofouling of the sensor and to provide an ending calibration error of +/- 20% saturation at least 70 percent of the time. Sensors were calibrated according to the air-saturated water method, described in section E6 of the Manta2 Manual (Jan 2015). This manual is available at www.waterprobes.com under the Support drop down. Clark DO sensors require only one calibration point, in our case the calibration standard was considered to be 100% air saturated water.

A calibration log is recorded on each Manta2 unit. The data file Cal.log records every calibration the instrument accepted and includes the time and date of calibration, the parameter calibrated, the reading before calibration, and the reading after calibration was accepted. This data cannot be altered within Manta2. Also included in the Calibration Record is each calibration’s Sensor Response Factor (SRF). According to mfr: An SRF of 80-120% is typical, though the sensor should perform within specifications with an SRF of 50-150%. SRF values in all cases were within this range. It should be noted that upon update of software and firmware to newer version around 7/15/15 the prior calibration logs were saved as we were advised that they would be wiped from the units. Post upgrade calibration was done on 7/15/15 and 7/29/15. We had difficulty with the US 2 and Power Dam calibration stabilization on the 7/15/15 event. All SRF readings were within an acceptable range. In reviewing information on data downloads, we noted that data was often not recorded for 3 hours after a new membrane was installed. We believe there might be a membrane resting period that we failed to note.

- Specifications: Dissolved Oxygen Clark Sensor- (%Sat) Range 0-200% Accuracy +/- 2.4% (mg/l) Range 0-20 mg/l Accuracy +/- 0.2 mg/l

The Calibration Log data for the three sites is compiled in [Appendix C](#).

D. Reporting of Data

a) **Temperature Data**

Raw data for hourly temperatures collected 4/26-7/29/15 by the Manta2 data loggers at the Hwy 8 Menominee River, US 2 Sturgeon River, and Power Dam tail race can be found in [Appendix D](#).

Graphs of the hourly temperatures in °F and °C for the three sites are included as a separate sheet in their respective data electronic spreadsheets. Although not graphed on this raw data, the average monthly acceptable river temps below the Sturgeon Dam are as follows: April 56 F, May 70 F, June 80 F, July 83 F, Aug 81 F, but only when the US 2 (upstream Sturgeon River) and Hwy 8 (upstream Menominee River) locations remain below these levels. The average monthly temperatures for all locations were below the acceptable river temps for the three complete months of the study. Upstream Menominee River at Hwy 8 and below the Power Dam ran very similar in average temperatures.

| Avg Monthly Temp | May 2015 | June 2015 | July 2015 |
|----------------------|----------|-----------|-----------|
| Acceptable | 70 F | 80 F | 83 F |
| Hwy 8 (#4100338) | 59.45 F | 66.42 F | 75.26 F |
| US 2 (#4100337) | 58.10 F | 64.18 F | 65.40 F |
| Power Dam (#4100339) | 59.55 | 66.87 F | 75.26 F |

b) Dissolved Oxygen Data

Raw data for hourly dissolved oxygen levels in mg/l and % saturation collected by the Manta2 data loggers at the Hwy 8 Menominee River, US 2 Sturgeon River, and Power Dam tail race can be found in [Appendix D](#).

A minimum of 5 mg/l DO is required for achievement of water quality standards as set forth in the FERC licensing agreement. The Power Dam tailrace area never fell below this level, so averages were not taken for this partial report.

Graphs of the hourly DO values for the three sites are portrayed for in [Appendix D](#). The only site that recorded values below 5 mg/l DO on the Manta2 units was Hwy 8 and we mistrusted this data, as manual readings with the YSI meter were around 7 during the same time periods. This seemingly faulty data, along with both other units needing servicing lead to consultation with the City of Norway about our ability to meet MDEQ requirements for study efficacy.

E. Summary and Discussion of Data

Below is a description of data and logger operation characteristics by location and date. In conclusion, the contractors for the City of Norway (Dickinson Conservation District) feel there is enough data to draw conclusions about the comparative levels of DO and temperature in two upstream locations and one location below the Sturgeon Falls dam for three of the intended 5 months of study. The contract stated that it was Norway's responsibility to provide viable equipment. We understood that there would be no testing done by Norway, but recognized the servicing of units at the end of 2010 and hydrated state during storage as providing them a reasonable operative status. Units did activate with the external battery pack in the lab, have valid SRF values during DO calibration, and demonstrated reasonable data capture during 1 minute test intervals prior to initial deployment. We were disappointed with the lack of technical support from Eureka for these 2010 units and slow response during the process of receiving an RMA and subsequent repair (2-4 weeks.)

The early summer of 2015 included several high rainfall events 3+” rain in less 24 hrs, which resulted in data loggers being somewhat beat up by large woody debris and bottom substrate.

Overall, we feel confident in stating that there is enough viable data to indicate that the location downstream of the Sturgeon Falls Dam (Power Dam) had both hourly and average daily readings for DO that were above 5 mg/l and water temperatures that fell below acceptable monthly temps throughout this three month study period. While we expended significantly more labor and mileage to take daily manual readings to provide at least some limited data during several Manta2 unit outages and repair, by early August the pattern indicated that we would not be able to capture 5 months of quality hourly measurements needed satisfy the FERC requirements. The City of Norway agreed with the assessment and we agreed to disband the study and consult with FERC for make-up options.

2015 Logging Notes by Unit

Hwy 8 (#4100338)

- Hwy8 calibrated at Ann Hruska's house (elevation: 1198) Deployed **4/26/15**
- Field Elevation used for Calibration: 935ft
- **4/26 to 5/21:** Data logger and data appears to be reliable and accurate

- 5/21 to 6/5:** There appears to be discrepancy with data throughout this two week period, evident in both "DO Sat%" and "DO mg/L," but more obvious visually in "DO Sat%." Data logged for "DO Sat%" drops dramatically on 5/21 and jumps around a bit, bouncing and spiking at different levels from about 94% to as low as 40%. These changes do not correspond to changes in temperature, which varies only a few degrees Celsius at this time. However, this was early summer/late spring and there were many large storms and heavy rainfall events that caused flow to be quite high and fast at this time. This drastic variation in data for this time period could be caused by violent movement of the logger within the river, or by debris interfering with the readings (i.e. branches getting caught up on the anchor chain, the logger being submerged in sediment or other debris, etc.).

Circulator was impeded by build-up of ferrous debris.

Upon 6/4 data download and maintenance, previous data was examined and the membrane was changed on 6/5. A small bubble was found and could be the cause of some of the discrepancy. Manual probe reading taken 6/5 was recorded at 8.01 mg/L. Upon recalibration and replacement of membrane, readings appear to be more consistent.
- 6/18 to 7/9:** Gap in data is present during this time due to the service time for the external battery pack, which upon the 6/18 calibration/maintenance event was found to have a damaged connector and not working properly. The data logger was pulled and Eureka customer support contacted. Customer support at Eureka prescribed sending the external battery pack to Eureka for maintenance and repair and therefore the Manta unit was not recording data during this time. However, manual DO probe readings were taken at the same location using a YSI EcoSense ODO200 meter (purchased 2015). On 7/2 a "snapshot" reading was taken using the Manta data logger unit while it was directly connected to and powered by the field computer. This is graphed separately with the manual probe readings.

Unit was recalibrated and returned to the site on 7/8. The unit was tested and recalibrated on 7/9 because readings were low (DO in the range of 6 mg/L)
- 7/13 to 7/15:** Unit was removed from site and returned to office for reprogramming, as suggested by Eureka technical support.

On 7/14, the Manta 2 Control Software and Firmware were updated. Quick test showed that the unit was logging data while connected to computer.

On 7/15, the unit was recalibrated in the office. Calibration was successful, as was the short test of 1-minute interval logging. Unit was returned to the field.
- 7/15 to 7/20:** A gap in the data is present for two parameters during this time period. For parameters "DO_Sat%" and "Temp_deg_F" this gap exists because upon reprogramming, the parameters list for what the logger was to record in its memory was reset to its default. Therefore only "DO_mg/L" and "Temp_deg_C" were recorded. Degrees F were calculated by converting C to F for this 2 wk period. The parameters list was edited on 7/20 to include the other parameters.
- 7/20 to 7/29:** This is the last set of data collected for the Hwy8 site unit.

US 2 (#4100337)

- Field Elevation used in Calibration: 922ft
- Calibrated at Ann Hruska's house (elevation: 1198). Unit deployed at site **4/26/15**.
- **4/26/15 to 7/13/15**: Data appears to be reliable & accurate. No issues reported or noted.
- **7/13/15**: Unit was removed from the site and returned to office for reprogramming.
- **7/14/15**: Unit was reprogrammed with Manta Control Software and Firmware.
- **7/15/15**: Unit recalibrated at office (elevation: 1119) after reprogramming. Difficulties arose during the calibration of the unit. Readings did not stabilize well and when it did for a moment and that was accepted, the resulting SRF was approximately 79 or lower, which is just below the acceptable range of 80-120%.

Eureka technical support was contacted and suggested there were issues with the unit, but that the SRF being low was not a major concern. Unit was calibrated after several attempts with an SRF of 79 and with concerns about whether it had stabilized during calibration. Unit was redeployed to site.

- **7/20/15**: Unit was pulled from the site and returned to the office. Readings were high compared to previous trends and data sets at other locations with similar temps, likely due to the fact that the unit never stabilized properly during calibration.

The parameter list had reset to default after reprogramming; therefore "Temp_deg_F" and "DO_%Sat" parameters were not recorded during that time. The parameter list was adjusted to include those parameters. Degrees F calculated by converting degrees C.

Eureka technical support was contacted and the unit was shipped in for maintenance/repair. Meanwhile, manual DO probe readings were taken at the site.

**This incident in part led to the decision to pull all loggers and discontinue the data logger project for the 2015 summer and to request the opportunity to redo the study next summer, hopefully with more reliable equipment and spares.*

- Note: The data for this unit seems to experience a lot of variation; however, it seems valid being that the dissolved oxygen and temperature seem to inversely mirror each other, which is to be expected. As temperature increases, dissolved oxygen should decrease because oxygen is less soluble in warmer water.

Power Dam (#4100339)

- Field Elevation used in Calibration: 899ft
- Unit calibrated at Ann Hruska's house (elevation: 1198) Deployed **4/26/15**
- **4/26/15 to 6/18/15**: Data appears to be reliable and no issues had occurred.
- **6/18/15 to 7/2/15**: Data for this time period drops significantly post-calibration on June 18th. Also noted for both 6/18 and 7/2 was the presence of slight condensation within the battery pack for the unit. The moisture did not appear damaging and the seals were simply cleaned well, greased, and sealed tightly.

- **7/8/15:** Unit was removed and recalibrated after reviewing the drop in the previous data set. When taken out of water, the unit had shut down and had not recorded any data since 7/2/15. Cable power was 7.8 and should have been fine (batteries had not died). Batteries were changed anyway. Tested the unit by placing it in the water while connected to the computer to see if it would log data and it did. Dissolved oxygen readings were in the 8.5 to 9.5 mg/L range. Reattached battery pack and placed back in water.
- **7/9/15:** Follow-up was done on the unit. It had not logged any data since the 7/8 check. Unit was recalibrated and set to 1-minute interval logging. Unit did not log any data during the test. Unit was taken back to office. Upon reconnecting battery pack, there was only one red blink and the circulator spun inconsistently. New batteries did not change that. Small chip was noted in the female end of the battery pack connection.
Eureka technical support was called and suggested that the multiple headers present in the data at this time meant that the unit was tuning off and on, indicating an inconsistent power connection on one of the ends. We spent several days waiting for tech support to supply us with an RMA for return/repair. Instead they decided we should try to upgrade the firmware and software on the logger.
- **7/13/15:** Unit was reprogrammed with updated Manta Control Firmware Version 6.97 and Software version 2.2.6. User name: Ann Hruska Password: Goatmeat123!
- **7/15/15:** Unit was recalibrated at the office (elevation: 1119). New batteries were installed and the unit stabilized and calibrated correctly. Unit was set to 1-minute interval logging to test the quality of the data and the recording. The unit did not record consistent data. The unit was recalibrated and the test was performed again. There were slight inconsistencies but we felt it worth attempting deployment for further evaluation.
- **7/20/15:** Data was downloaded and a manual spot check was taken with the DO probe. Routine maintenance was performed and the data appeared to be consistent with manually taken data. Part of the gap from 7/15 to 7/20 present in the parameter "DO_%Sat" was due to the parameter list being reset to default upon reprogramming. The list was edited to include this parameter after this date.
- **7/29/15:** Data was downloaded and a manual spot check was taken with the DO probe. The data seemed to be consistent with manual data. However, a substantial amount of condensation and moisture in the battery pack which was starting to corrode the battery terminals. The unit had not been opened by us this year. Previous conversations with Eureka tech support indicated that this was a damaging condition, so the unit was pulled and Eureka tech support was consulted. Technical support stated that the battery pack would need to be sent in for repair and/or replacement. Past experience told us this would be a 2-3 week loss in data at least.
- **This incident in part led to the decision to consult with the City of Norway and their technical advisors regarding disbanding the 2015 water quality monitoring program and seek permission to repeat the project in 2016.*

Appendices

Appendix A: Relevant Conditions of the Michigan Department of Environmental Quality Certification under Section 401 of the Clean Water Act

Condition 2.0 Sturgeon Falls Project -Water Quality Limitations stated in “Conditions 2.1 and 2.2” apply to this study and read as follows in the Project license document:

2.1 The City (of Norway) shall not warm the Menominee River downstream from the Sturgeon Falls Project, by operation of the project, to temperatures in degrees Fahrenheit higher than the following monthly average temperatures:

| JAN | FEB | MAR | APR | MAY | JUN | JUL | AUG | SEPT | OCT | NOV | DEC |
|-----|-----|-----|-----|-----|-----|-----|-----|------|-----|-----|-----|
| 38 | 38 | 41 | 56 | 70 | 80 | 83 | 81 | 74 | 64 | 49 | 39 |

This section (2.1) shall not apply when the natural temperatures of the Menominee River measured upstream of the Sturgeon Falls Impoundment exceed the above monthly average temperature values.

2.2 The City shall not cause the dissolved oxygen (DO) concentration measured in the Menominee River downstream of the Sturgeon Falls Project, by operation of the Project, to be less than 5.0 milligrams per liter at any time.

Condition 3.0 Sturgeon Falls Project – Water Quality Monitoring and Reporting, sections 3.1, and 3.4 apply to this particular study, and are stated below:

3.1 The City shall monitor the temperature and DO of the Menominee River from May 1 through Sept 30, at representative locations upstream and downstream of the Sturgeon Falls Project, beginning five years after license issuance and every five years thereafter.


3.4 All sampling locations, sampling methods, and reporting formats shall be determined in consultation with the MDEQ. All analytical methods used shall be those approved by the US EPA pursuant to Title 40 of the Code of Federal Regulations, Part 136, or methods approved by the MDEQ. An annual report of the data generated to comply with sections 3.1 – 3.3 shall be submitted to the MDEQ and the MDNR within three months of completing sampling. The report shall include a summary of quality assurance data.

Appendix B. Monitoring Specifics

1. Product Specs (Manta2 DO and Temperature Probes, 2010) and (YSI EcoSense ODO 200)


Specifications

| Parameter | Range | Accuracy | Resolution | Comments |
|---|------------------------|--|--------------|---|
| Temperature | -5°C - 50°C | ± 0.1°C | 0.01°C | |
| Polargraphic (Clark) DO | | | | Automatic temperature & pressure compensated |
| Dissolved Oxygen (mg/L) | 0 - 50 mg/L | ± 0.2 mg/L ≤ 20 mg/L ± 0.6 mg/L > 20 mg/L | 0.01 mg/L | Salinity corrected |
| Dissolved Oxygen (% Sat) | 0 - 200% 200 - 500% | ± 2.4% ± 7.2% | 0.1 | |
| Optical DO | | | | Automatic temperature & pressure compensated |
| Dissolved Oxygen (mg/L) | 0 - 25 mg/L | 1% of reading or 0.02 mg/l, whichever is greater | 0.01 mg/L | Salinity corrected |
| Dissolved Oxygen (% Sat) | 0 - 200% | | 0.1 | |
| Conductivity (SC) | 0 - 100 mS/cm | 1% reading ± 1 count | | Automatic temperature compensated |
| Salinity | 0 - 70 PSU (PPT) | ± 1% of reading or 0.1 PSU, whichever is greater | 4 digits | 4-pole graphite type |
| TDS | 0 - 65 g/L | Calculated from Conductivity | | |
| Turbidity | | 0-100 < 1% of reading 100-400 < 3% of reading over 400 < 5% of reading | 0.1 | Self cleaning wiped turbidity |
| Optical 90° Nephelometric Mechanical Wiper | 0 - 3000 NTU | | | |
| pH | 0 - 14 units | ± 0.2 units | 0.01 units | Automatic temperature compensated |
| ORP | -999 - 999 mV | ± 20 mV | 1 mV | Platinum electrode |
| Depth | Varies | ± 0.1% Full Scale | 0.01 m | Ranges: 0-10m, 0-25m, 0-50m, 0-100m, 0-200m |
| Level | 0 - 10 meter | 0.003 meters | 0.001 | Vented transducer requires vented cable |
| Ammonium | 0 - 100 mg/L Nitrogen | ± 10% of reading or 2 mg/L whichever is greater | 0.1 mg/L - N | Ion Selective Electrode with replaceable plasticized tips |
| Nitrate | 0 - 100 mg/L Nitrogen | ± 10% of reading or 2 mg/L whichever is greater | 4 digits | Ion Selective Electrode with replaceable plasticized tips |
| Chloride | 0.5 - 18,000 mg/L | ± 10% of reading or 2 mg/L whichever is greater | 4 digits | Ion Selective Electrode with replaceable plasticized tips |
| TDG | 400 - 1400 mm/Hg | ± 0.5 mm/Hg | 0.1 mm/Hg | Membrane covered pressure transducer |
| Chlorophyll a | 0.03 - 50 µg/L | ± 3% | 0.01 µg/L | Other ranges available |
| Rhodamine | 0.04 to 1000 ppb | ± 3% | 0.01 ppb | |
| Blue Green Algae | 100 - 200,000 cells/mL | ± 3% | 20 cells/mL | Fresh or marine available |



512 302 4333
sales@eurekaenvironmental.com
2113 Wells Branch Pkwy Suite 4400, Austin, Texas 78728

www.eurekaenvironmental.com



SPECIFICATIONS DOCUMENT #W62-01 YSI EcoSense ODO200 Meter
ODO200 System Specifications (Instrument, Probe, and Cable)

Temperature Range 0 to 50°C (32 to 122°F)

Resolution 0.1°C

Accuracy $\pm 0.3^\circ\text{C}$

Dissolved Oxygen (% Air Saturation) Range 0 to 200%

Resolution 1 or 0.1%

Accuracy $\pm 1.5\%$ of reading or $\pm 1.5\%$; whichever is greater

Dissolved Oxygen (mg/L) Range 0 to 20 mg/L

Resolution 0.01 mg/L

Accuracy $\pm 1.5\%$ of reading or ± 0.15 mg/L; whichever is greater

Barometer (mBar) Range 500 to 1125 mBar (manual input during calibration)

Resolution 1 mBar

Salinity (ppt) Range 0 to 40 ppt (manual input during calibration)

ODO200 Additional Specifications

Operating range

Temperature 0 to 50° C (32 to 122°F)

Relative Humidity up to 95%

Certifications RoHS, WEEE, CE, IP67 waterproof

Size

Case 78 mm wide (widest point) x 184 mm long x 37 mm deep (3.1 in. x 7.25 in. x 1.45 in.)

Sensor 19.05 cm long; 2.41 cm diameter (7.5 in. long; 0.95 in. diameter)

Display 50.8 mm wide x 38.1 mm high (2 in. x 1.5 in.)

Weight with battery 272 grams (0.6 lb.)

Battery One 9 volt included with purchase; 100 hour battery life in manual mode; low battery indicator

Audio feedback Yes, all keys

Memory 50 data set reviewable memory

Auto shutoff Automatically powers off after 30 minutes of inactivity

Display Segmented (shows DO in mg/L or % along with temperature)

YSI

1725 Brannum Lane, Yellow Springs, OH 45387

Tel +1 937.767.7241 800.897.4151 (US)

environmental@ysi.com

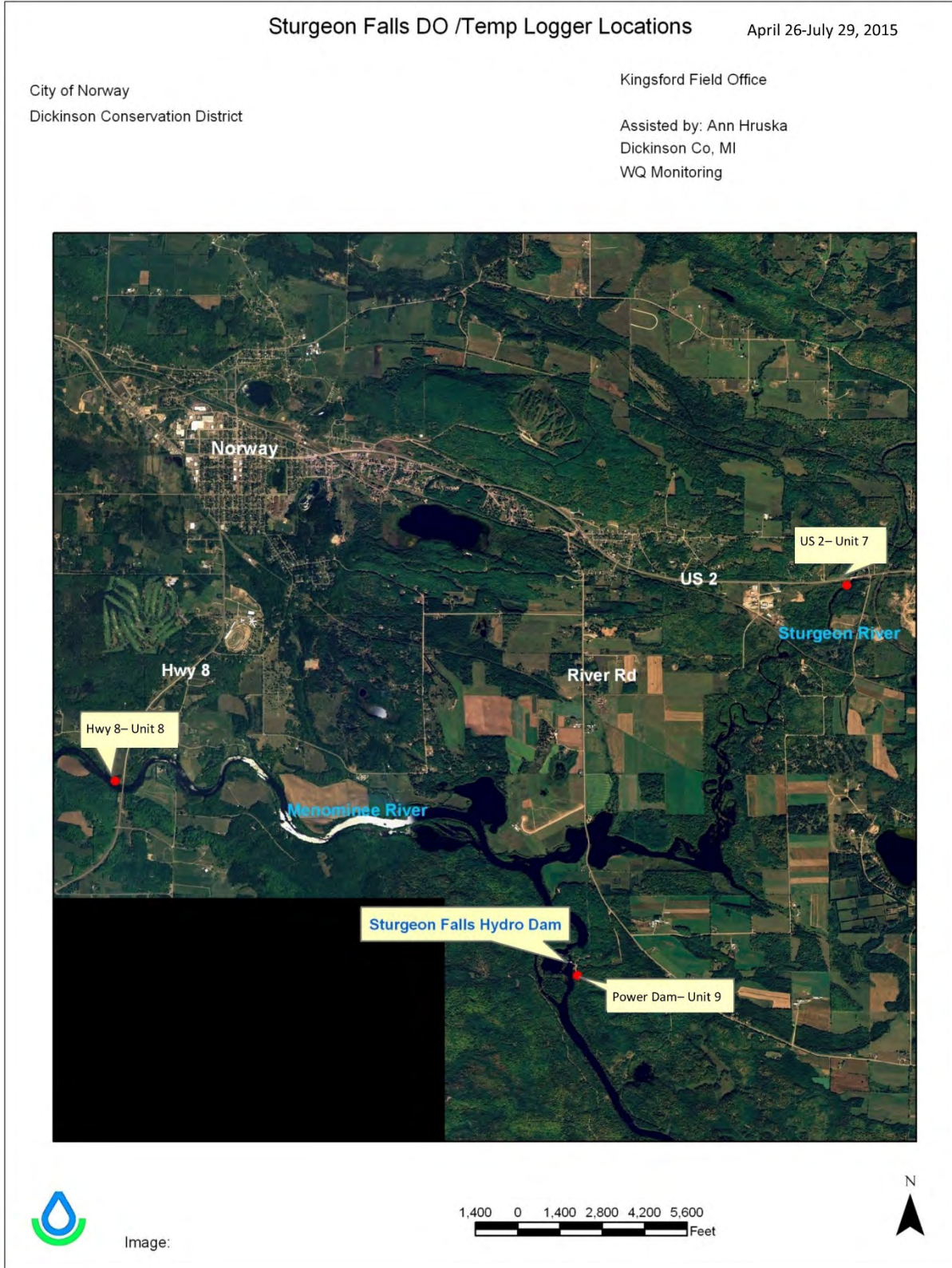
YSI.com

@YSIinc

YSI, ODO and EcoSense are trademarks of Xylem Inc. or one of its subsidiaries.

Specifications are subject to change. Please visit YSI.com to verify all specs. ©2014 YSI Printed in the USA. W62-01 0814

2. Aerial Location Map of Monitoring Sites:



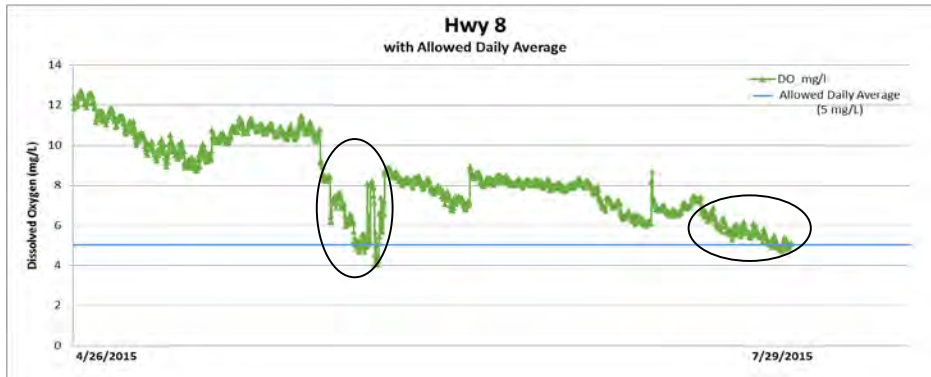
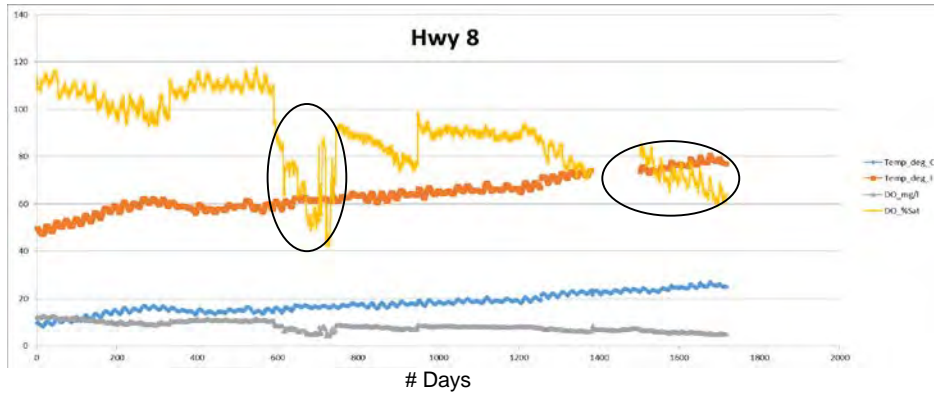
Appendix C: Quality Assurance Data

1. DO Calibration Log

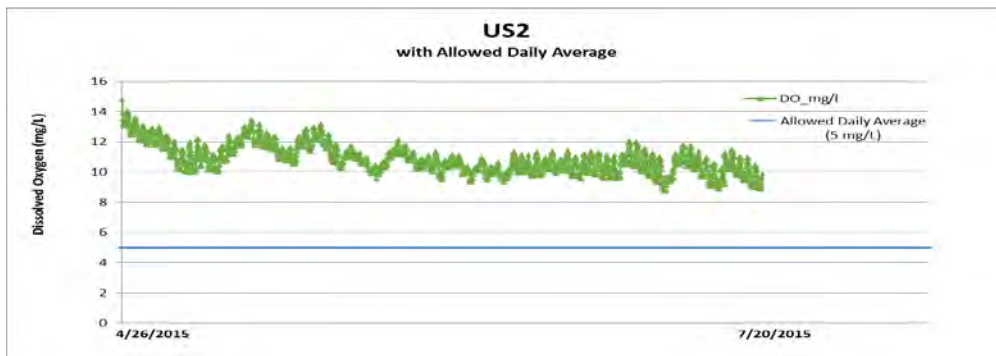
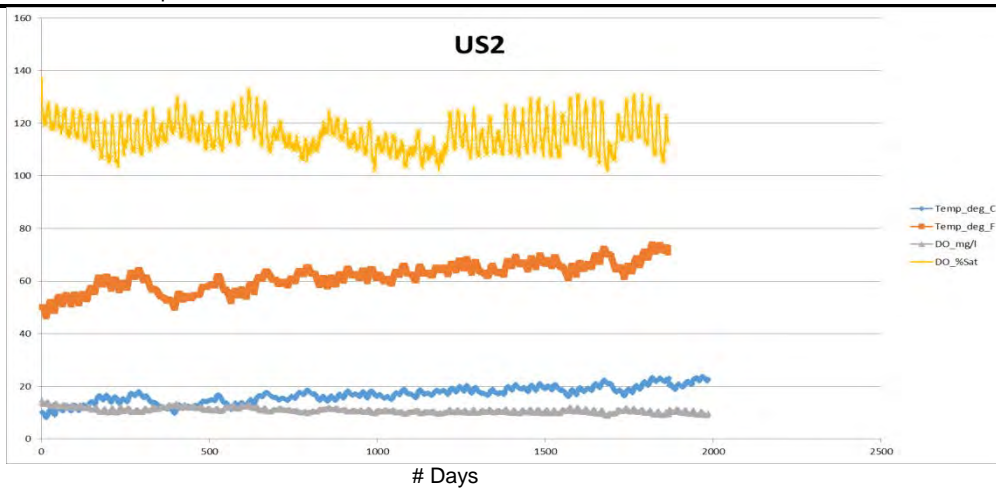
| 2015 Manta 2 Calibration Logs | | | | | | | | | |
|-------------------------------|----------|--------|---------|-------|----------|-------|-----|-----|------|
| PowerDamcal.log_7_15_15.csv | | | | | | | | | |
| Date | Time | Sensor | SN | Units | RV | Old | New | SRF | |
| 4/26/2015 | 16:21:11 | DO | 4100339 | %Sat | 2.25E-06 | 86.3 | 100 | 89 | Done |
| 5/21/2015 | 17:57:47 | DO | 4100339 | %Sat | 2.70E-06 | 100.2 | 100 | 90 | Done |
| 6/18/2015 | 16:15:12 | DO | 4100339 | %Sat | 3.43E-06 | 129 | 100 | 116 | Done |
| 7/8/2015 | 15:52:00 | DO | 4100339 | %Sat | 2.23E-06 | 73.7 | 100 | 85 | Done |
| 7/9/2015 | 12:57:34 | DO | 4100339 | %Sat | 2.93E-06 | 133.1 | 100 | 113 | Done |
| 7/15/2015 | 14:17:15 | DO | 4100339 | %Sat | 2.90E-06 | 89.5 | 0 | 102 | Done |
| 7/15/2015 | 15:01:39 | DO | 4100339 | %Sat | 2.54E-06 | 89.1 | 0 | 91 | Done |
| 7/15/2015 | 15:02:21 | DO | 4100339 | %Sat | 2.55E-06 | 100.6 | 0 | 91 | Done |
| US2 cal.log | | | | | | | | | |
| Date | Time | Sensor | SN | Units | RV | Old | New | SRF | |
| 4/26/2015 | 15:09:19 | DO | 4100337 | %Sat | 1.96E-06 | 80.7 | 100 | 79 | Done |
| 5/21/2015 | 16:14:14 | DO | 4100337 | %Sat | 2.10E-06 | 95.2 | 100 | 75 | Done |
| 6/18/2015 | 14:29:48 | DO | 4100337 | %Sat | 2.37E-06 | 106.1 | 100 | 80 | Done |
| 7/15/2015 | 13:47:12 | DO | 4100337 | %Sat | 2.29E-06 | 99.5 | 0 | 79 | Done |
| 7/15/2015 | 13:47:51 | DO | 4100337 | %Sat | 2.28E-06 | 99.4 | 0 | 79 | Done |
| 7/15/2015 | 13:56:22 | DO | 4100337 | %Sat | 2.25E-06 | 98.7 | 0 | 78 | Done |
| Hwy 8 cal.log | | | | | | | | | |
| Date | Time | Sensor | SN | Units | RV | Old | New | SRF | |
| 4/26/2015 | 16:26:40 | DO | 4100338 | %Sat | 2.86E-06 | 69.1 | 100 | 106 | Done |
| 5/21/2015 | 15:40:58 | DO | 4100338 | %Sat | 3.36E-06 | 121.1 | 100 | 128 | Done |
| 6/5/2015 | 16:19:16 | DO | 4100338 | %Sat | 2.71E-06 | 80.8 | 100 | 103 | Done |
| 6/18/2015 | 13:55:41 | DO | 4100338 | %Sat | 3.23E-06 | 109.7 | 100 | 114 | Done |
| 7/8/2015 | 16:20:39 | DO | 4100338 | %Sat | 3.37E-06 | 112.3 | 100 | 128 | Done |
| 7/9/2015 | 11:39:27 | DO | 4100338 | %Sat | 3.17E-06 | 100.7 | 100 | 129 | Done |
| 7/15/2015 | 13:16:13 | DO | 4100338 | %Sat | 2.87E-06 | 83.7 | 0 | 108 | Done |
| 7/15/2015 | 13:40:12 | DO | 4100338 | %Sat | 3.43E-06 | 112.9 | 0 | 122 | Done |

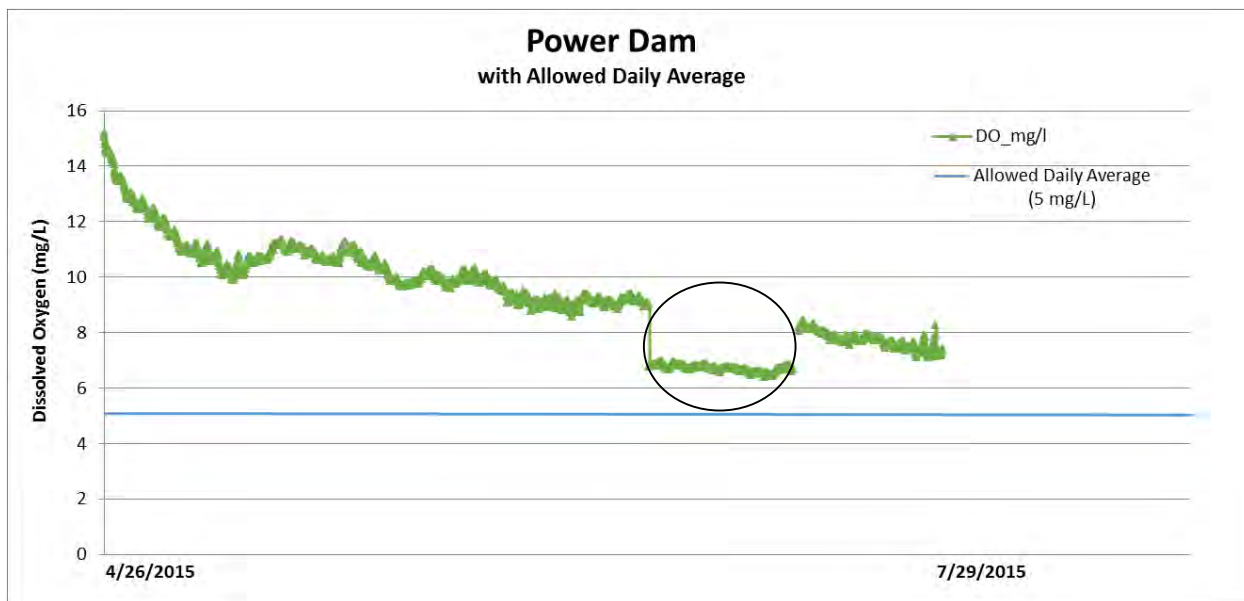
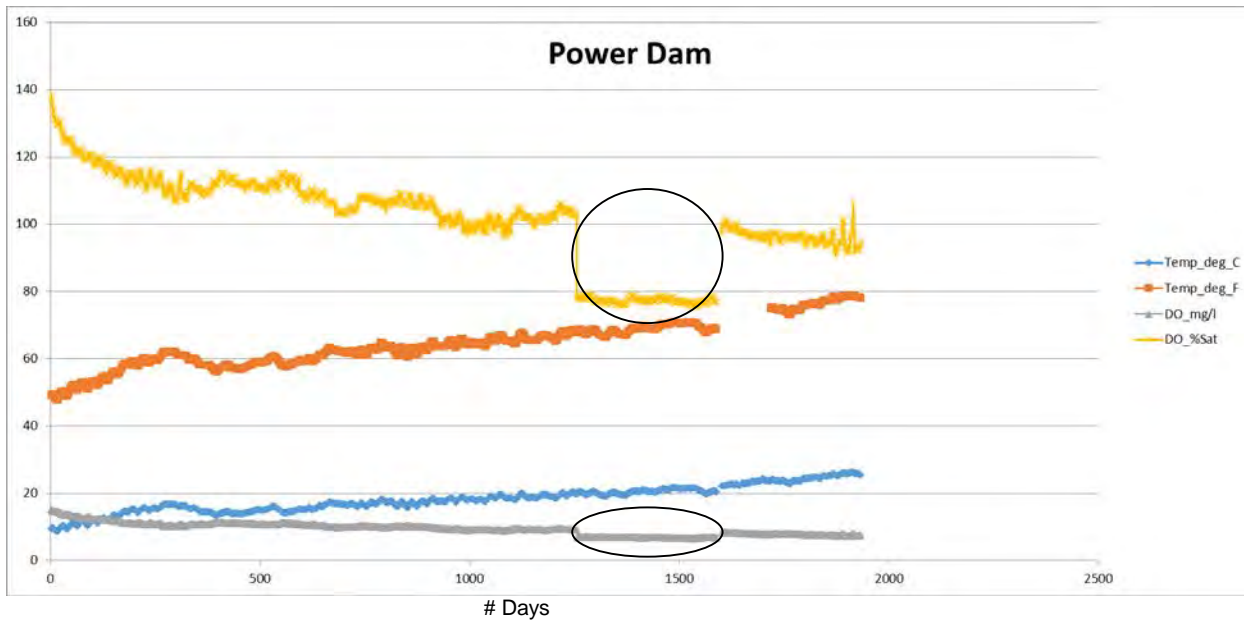
Appendix D: Raw Data

1. Graphed hourly Temperature and Dissolved Oxygen readings: Hwy 8, US 2, Power Dam



* Suspect data circled.





*Suspect data circled.

2. Raw data spreadsheets (see accompanying electronic files):

- Hwy 8 Master Data and Graph
- US 2 Master Data and Graph
- Power Dam Master Data and Graph

HWY 8

Eureka_ModuV5.34

4100338

| DATE | TIME | Temp_deg_C | Temp_deg_F | DO_mg/l | DO_%Sat | Circ_Status | CablePower_V |
|-----------|----------|------------|------------|---------|---------|-------------|--------------|
| 4/26/2015 | 20:00:00 | 9.76 | 49.58 | 12.32 | 113.4 | 1 | 8.62 |
| 4/26/2015 | 21:00:00 | 9.83 | 49.69 | 12.11 | 111.6 | 1 | 8.66 |
| 4/26/2015 | 22:00:00 | 9.8 | 49.65 | 11.78 | 108.5 | 1 | 8.68 |
| 4/26/2015 | 23:00:00 | 9.66 | 49.4 | 11.89 | 109.2 | 1 | 8.66 |
| 4/27/2015 | 0:00:00 | 9.53 | 49.15 | 11.89 | 108.8 | 1 | 8.69 |
| 4/27/2015 | 1:00:00 | 9.38 | 48.88 | 11.93 | 108.8 | 1 | 8.68 |
| 4/27/2015 | 2:00:00 | 9.21 | 48.59 | 11.93 | 108.3 | 1 | 8.66 |
| 4/27/2015 | 3:00:00 | 9.04 | 48.27 | 12 | 108.5 | 1 | 8.66 |
| 4/27/2015 | 4:00:00 | 8.88 | 47.98 | 12.06 | 108.6 | 1 | 8.64 |
| 4/27/2015 | 5:00:00 | 8.74 | 47.73 | 11.9 | 106.9 | 1 | 8.62 |
| 4/27/2015 | 6:00:00 | 8.61 | 47.5 | 12.45 | 111.4 | 1 | 8.57 |
| 4/27/2015 | 7:00:00 | 8.51 | 47.32 | 12.28 | 109.6 | 1 | 8.57 |
| 4/27/2015 | 8:00:00 | 8.42 | 47.16 | 12.46 | 111 | 1 | 8.57 |
| 4/27/2015 | 9:00:00 | 8.37 | 47.07 | 12.53 | 111.5 | 1 | 8.56 |
| 4/27/2015 | 10:00:00 | 8.32 | 46.98 | 12.6 | 112 | 1 | 8.61 |
| 4/27/2015 | 11:00:00 | 8.31 | 46.96 | 12.59 | 111.9 | 1 | 8.57 |
| 4/27/2015 | 12:00:00 | 8.31 | 46.97 | 12.61 | 112.1 | 1 | 8.52 |
| 4/27/2015 | 13:00:00 | 8.45 | 47.21 | 12.68 | 113 | 1 | 8.52 |
| 4/27/2015 | 14:00:00 | 8.68 | 47.62 | 12.51 | 112.1 | 1 | 8.56 |
| 4/27/2015 | 15:00:00 | 8.95 | 48.12 | 12.45 | 112.4 | 1 | 8.54 |
| 4/27/2015 | 16:00:00 | 9.28 | 48.71 | 12.63 | 114.9 | 1 | 8.51 |
| 4/27/2015 | 17:00:00 | 9.62 | 49.32 | 12.38 | 113.5 | 1 | 8.56 |
| 4/27/2015 | 18:00:00 | 9.98 | 49.96 | 12.45 | 115.1 | 1 | 8.49 |
| 4/27/2015 | 19:00:00 | 10.17 | 50.32 | 12.34 | 114.7 | 1 | 8.52 |
| 4/27/2015 | 20:00:00 | 10.32 | 50.59 | 12.29 | 114.6 | 1 | 8.51 |
| 4/27/2015 | 21:00:00 | 10.4 | 50.72 | 12.04 | 112.5 | 1 | 8.49 |
| 4/27/2015 | 22:00:00 | 10.4 | 50.73 | 12.1 | 113.1 | 1 | 8.47 |
| 4/27/2015 | 23:00:00 | 10.33 | 50.59 | 12.04 | 112.3 | 1 | 8.44 |
| 4/28/2015 | 0:00:00 | 10.22 | 50.4 | 12 | 111.6 | 1 | 8.47 |
| 4/28/2015 | 1:00:00 | 10.09 | 50.17 | 12.02 | 111.5 | 1 | 8.45 |
| 4/28/2015 | 2:00:00 | 9.94 | 49.89 | 11.85 | 109.5 | 1 | 8.44 |
| 4/28/2015 | 3:00:00 | 9.75 | 49.56 | 12.12 | 111.5 | 1 | 8.42 |
| 4/28/2015 | 4:00:00 | 9.58 | 49.25 | 12.12 | 111.1 | 1 | 8.44 |
| 4/28/2015 | 5:00:00 | 9.4 | 48.92 | 12.09 | 110.3 | 1 | 8.44 |
| 4/28/2015 | 6:00:00 | 9.23 | 48.61 | 12.3 | 111.8 | 1 | 8.37 |
| 4/28/2015 | 7:00:00 | 9.11 | 48.4 | 12.38 | 112.1 | 1 | 8.42 |
| 4/28/2015 | 8:00:00 | 9.03 | 48.26 | 12.37 | 111.9 | 1 | 8.4 |
| 4/28/2015 | 9:00:00 | 8.98 | 48.18 | 12.57 | 113.5 | 1 | 8.39 |
| 4/28/2015 | 10:00:00 | 8.95 | 48.11 | 12.38 | 111.7 | 1 | 8.39 |
| 4/28/2015 | 11:00:00 | 8.98 | 48.16 | 12.55 | 113.3 | 1 | 8.39 |
| 4/28/2015 | 12:00:00 | 9.09 | 48.37 | 12.54 | 113.6 | 1 | 8.4 |
| 4/28/2015 | 13:00:00 | 9.27 | 48.69 | 12.56 | 114.2 | 1 | 8.37 |
| 4/28/2015 | 14:00:00 | 9.58 | 49.25 | 12.56 | 115.1 | 1 | 8.42 |
| 4/28/2015 | 15:00:00 | 9.9 | 49.82 | 12.54 | 115.7 | 1 | 8.4 |

| | | | | | | | |
|-----------|----------|-------|-------|-------|-------|---|------|
| 4/28/2015 | 16:00:00 | 10.23 | 50.42 | 12.47 | 116 | 1 | 8.35 |
| 4/28/2015 | 17:00:00 | 10.56 | 51.01 | 12.4 | 116.3 | 1 | 8.37 |
| 4/28/2015 | 18:00:00 | 10.87 | 51.57 | 12.14 | 114.6 | 1 | 8.35 |
| 4/28/2015 | 19:00:00 | 11.05 | 51.89 | 12.21 | 115.8 | 1 | 8.32 |
| 4/28/2015 | 20:00:00 | 11.26 | 52.28 | 12.12 | 115.5 | 1 | 8.34 |
| 4/28/2015 | 21:00:00 | 11.3 | 52.34 | 12.02 | 114.6 | 1 | 8.34 |
| 4/28/2015 | 22:00:00 | 11.29 | 52.32 | 11.78 | 112.3 | 1 | 8.34 |
| 4/28/2015 | 23:00:00 | 11.22 | 52.2 | 11.86 | 112.9 | 1 | 8.37 |
| 4/29/2015 | 0:00:00 | 11.12 | 52.02 | 11.8 | 112.1 | 1 | 8.3 |
| 4/29/2015 | 1:00:00 | 11 | 51.81 | 11.26 | 106.7 | 1 | 8.51 |
| 4/29/2015 | 2:00:00 | 10.82 | 51.48 | 11.11 | 104.8 | 1 | 8.49 |
| 4/29/2015 | 3:00:00 | 10.62 | 51.11 | 11.37 | 106.7 | 1 | 8.52 |
| 4/29/2015 | 4:00:00 | 10.42 | 50.76 | 11.23 | 104.9 | 1 | 8.51 |
| 4/29/2015 | 5:00:00 | 10.26 | 50.47 | 11.22 | 104.5 | 1 | 8.49 |
| 4/29/2015 | 6:00:00 | 10.12 | 50.22 | 11.35 | 105.3 | 1 | 8.52 |
| 4/29/2015 | 7:00:00 | 10.03 | 50.06 | 11.41 | 105.7 | 1 | 8.49 |
| 4/29/2015 | 8:00:00 | 9.99 | 49.98 | 11.43 | 105.7 | 1 | 8.49 |
| 4/29/2015 | 9:00:00 | 9.98 | 49.96 | 11.49 | 106.3 | 1 | 8.49 |
| 4/29/2015 | 10:00:00 | 9.97 | 49.95 | 11.68 | 108 | 1 | 8.44 |
| 4/29/2015 | 11:00:00 | 9.99 | 49.99 | 11.68 | 108.1 | 1 | 8.39 |
| 4/29/2015 | 12:00:00 | 10.04 | 50.07 | 11.52 | 106.7 | 1 | 8.47 |
| 4/29/2015 | 13:00:00 | 10.15 | 50.27 | 11.69 | 108.5 | 1 | 8.4 |
| 4/29/2015 | 14:00:00 | 10.38 | 50.7 | 11.57 | 108 | 1 | 8.47 |
| 4/29/2015 | 15:00:00 | 10.74 | 51.33 | 11.65 | 109.7 | 1 | 8.44 |
| 4/29/2015 | 16:00:00 | 11 | 51.8 | 11.59 | 109.8 | 1 | 8.47 |
| 4/29/2015 | 17:00:00 | 11.26 | 52.28 | 11.3 | 107.7 | 1 | 8.45 |
| 4/29/2015 | 18:00:00 | 11.51 | 52.72 | 11.62 | 111.4 | 1 | 8.47 |
| 4/29/2015 | 19:00:00 | 11.64 | 52.95 | 11.19 | 107.5 | 1 | 8.42 |
| 4/29/2015 | 20:00:00 | 11.73 | 53.12 | 11.14 | 107.3 | 1 | 8.45 |
| 4/29/2015 | 21:00:00 | 11.84 | 53.32 | 11.16 | 107.8 | 1 | 8.44 |
| 4/29/2015 | 22:00:00 | 11.75 | 53.16 | 11.31 | 109 | 1 | 8.44 |
| 4/29/2015 | 23:00:00 | 11.66 | 52.98 | 11.21 | 107.8 | 1 | 8.44 |
| 4/30/2015 | 0:00:00 | 11.5 | 52.7 | 11.29 | 108.2 | 1 | 8.4 |
| 4/30/2015 | 1:00:00 | 11.35 | 52.43 | 11.22 | 107.2 | 1 | 8.44 |
| 4/30/2015 | 2:00:00 | 11.17 | 52.11 | 11.01 | 104.7 | 1 | 8.4 |
| 4/30/2015 | 3:00:00 | 10.93 | 51.68 | 11.2 | 105.9 | 1 | 8.42 |
| 4/30/2015 | 4:00:00 | 10.7 | 51.26 | 11.38 | 107.1 | 1 | 8.45 |
| 4/30/2015 | 5:00:00 | 10.49 | 50.88 | 11.5 | 107.7 | 1 | 8.39 |
| 4/30/2015 | 6:00:00 | 10.35 | 50.63 | 11.37 | 106.1 | 1 | 8.39 |
| 4/30/2015 | 7:00:00 | 10.24 | 50.44 | 11.48 | 106.8 | 1 | 8.39 |
| 4/30/2015 | 8:00:00 | 10.17 | 50.32 | 11.5 | 106.8 | 1 | 8.4 |
| 4/30/2015 | 9:00:00 | 10.16 | 50.29 | 11.58 | 107.6 | 1 | 8.4 |
| 4/30/2015 | 10:00:00 | 10.19 | 50.34 | 11.7 | 108.7 | 1 | 8.39 |
| 4/30/2015 | 11:00:00 | 10.22 | 50.39 | 11.66 | 108.4 | 1 | 8.4 |
| 4/30/2015 | 12:00:00 | 10.29 | 50.52 | 11.79 | 109.8 | 1 | 8.37 |
| 4/30/2015 | 13:00:00 | 10.37 | 50.68 | 11.73 | 109.5 | 1 | 8.37 |
| 4/30/2015 | 14:00:00 | 10.5 | 50.9 | 11.81 | 110.5 | 1 | 8.35 |

| | | | | | | | |
|-----------|----------|-------|-------|-------|-------|---|------|
| 4/30/2015 | 15:00:00 | 10.64 | 51.15 | 11.71 | 110 | 1 | 8.35 |
| 4/30/2015 | 16:00:00 | 10.95 | 51.72 | 11.72 | 110.9 | 1 | 8.37 |
| 4/30/2015 | 17:00:00 | 11.3 | 52.34 | 11.71 | 111.7 | 1 | 8.37 |
| 4/30/2015 | 18:00:00 | 11.61 | 52.9 | 11.49 | 110.4 | 1 | 8.37 |
| 4/30/2015 | 19:00:00 | 11.91 | 53.45 | 11.49 | 111.1 | 1 | 8.39 |
| 4/30/2015 | 20:00:00 | 12.09 | 53.76 | 11.29 | 109.6 | 1 | 8.34 |
| 4/30/2015 | 21:00:00 | 12.17 | 53.91 | 11.37 | 110.7 | 1 | 8.37 |
| 4/30/2015 | 22:00:00 | 12.14 | 53.86 | 11.15 | 108.5 | 1 | 8.35 |
| 4/30/2015 | 23:00:00 | 12.06 | 53.71 | 11.18 | 108.5 | 1 | 8.35 |
| 5/1/2015 | 0:00:00 | 11.97 | 53.55 | 10.85 | 105.1 | 1 | 8.37 |
| 5/1/2015 | 1:00:00 | 11.9 | 53.42 | 11.16 | 107.9 | 1 | 8.34 |
| 5/1/2015 | 2:00:00 | 11.8 | 53.24 | 10.94 | 105.5 | 1 | 8.34 |
| 5/1/2015 | 3:00:00 | 11.66 | 52.99 | 11.14 | 107.1 | 1 | 8.34 |
| 5/1/2015 | 4:00:00 | 11.49 | 52.68 | 11.21 | 107.4 | 1 | 8.32 |
| 5/1/2015 | 5:00:00 | 11.28 | 52.31 | 11.13 | 106.1 | 1 | 8.37 |
| 5/1/2015 | 6:00:00 | 11.05 | 51.9 | 11.32 | 107.3 | 1 | 8.28 |
| 5/1/2015 | 7:00:00 | 10.88 | 51.58 | 11.25 | 106.2 | 1 | 8.34 |
| 5/1/2015 | 8:00:00 | 10.73 | 51.31 | 11.36 | 106.9 | 1 | 8.32 |
| 5/1/2015 | 9:00:00 | 10.62 | 51.12 | 11.44 | 107.4 | 1 | 8.34 |
| 5/1/2015 | 10:00:00 | 10.57 | 51.04 | 11.4 | 106.9 | 1 | 8.32 |
| 5/1/2015 | 11:00:00 | 10.59 | 51.06 | 11.31 | 106.1 | 1 | 8.34 |
| 5/1/2015 | 12:00:00 | 10.73 | 51.31 | 11.46 | 107.9 | 1 | 8.3 |
| 5/1/2015 | 13:00:00 | 10.98 | 51.76 | 11.38 | 107.7 | 1 | 8.32 |
| 5/1/2015 | 14:00:00 | 11.32 | 52.38 | 11.28 | 107.6 | 1 | 8.28 |
| 5/1/2015 | 15:00:00 | 11.63 | 52.94 | 11.41 | 109.7 | 1 | 8.3 |
| 5/1/2015 | 16:00:00 | 11.95 | 53.51 | 11.37 | 110 | 1 | 8.3 |
| 5/1/2015 | 17:00:00 | 12.15 | 53.87 | 11.44 | 111.3 | 1 | 8.32 |
| 5/1/2015 | 18:00:00 | 12.32 | 54.19 | 11.09 | 108.3 | 1 | 8.27 |
| 5/1/2015 | 19:00:00 | 12.61 | 54.7 | 11.25 | 110.6 | 1 | 8.3 |
| 5/1/2015 | 20:00:00 | 12.76 | 54.97 | 11.23 | 110.8 | 1 | 8.32 |
| 5/1/2015 | 21:00:00 | 12.93 | 55.28 | 11.04 | 109.3 | 1 | 8.27 |
| 5/1/2015 | 22:00:00 | 12.93 | 55.27 | 10.7 | 105.9 | 1 | 8.3 |
| 5/1/2015 | 23:00:00 | 12.88 | 55.18 | 10.87 | 107.5 | 1 | 8.3 |
| 5/2/2015 | 0:00:00 | 12.78 | 55 | 10.62 | 104.8 | 1 | 8.3 |
| 5/2/2015 | 1:00:00 | 12.65 | 54.77 | 10.53 | 103.6 | 1 | 8.3 |
| 5/2/2015 | 2:00:00 | 12.48 | 54.48 | 10.64 | 104.3 | 1 | 8.3 |
| 5/2/2015 | 3:00:00 | 12.28 | 54.1 | 10.69 | 104.2 | 1 | 8.27 |
| 5/2/2015 | 4:00:00 | 12.09 | 53.76 | 10.91 | 106 | 1 | 8.28 |
| 5/2/2015 | 5:00:00 | 11.93 | 53.48 | 10.64 | 103 | 1 | 8.27 |
| 5/2/2015 | 6:00:00 | 11.78 | 53.22 | 10.95 | 105.6 | 1 | 8.25 |
| 5/2/2015 | 7:00:00 | 11.62 | 52.92 | 10.83 | 104.1 | 1 | 8.28 |
| 5/2/2015 | 8:00:00 | 11.46 | 52.64 | 11 | 105.3 | 1 | 8.28 |
| 5/2/2015 | 9:00:00 | 11.33 | 52.4 | 10.88 | 103.8 | 1 | 8.23 |
| 5/2/2015 | 10:00:00 | 11.25 | 52.26 | 11.13 | 106.1 | 1 | 8.27 |
| 5/2/2015 | 11:00:00 | 11.27 | 52.28 | 10.93 | 104.2 | 1 | 8.27 |
| 5/2/2015 | 12:00:00 | 11.33 | 52.41 | 11.15 | 106.4 | 1 | 8.23 |
| 5/2/2015 | 13:00:00 | 11.49 | 52.68 | 10.94 | 104.8 | 1 | 8.22 |

| | | | | | | | |
|----------|----------|-------|-------|-------|-------|---|------|
| 5/2/2015 | 14:00:00 | 11.78 | 53.21 | 11.04 | 106.4 | 1 | 8.25 |
| 5/2/2015 | 15:00:00 | 12.11 | 53.81 | 11 | 106.9 | 1 | 8.25 |
| 5/2/2015 | 16:00:00 | 12.5 | 54.51 | 10.69 | 104.8 | 1 | 8.27 |
| 5/2/2015 | 17:00:00 | 12.77 | 55 | 11.13 | 109.8 | 1 | 8.22 |
| 5/2/2015 | 18:00:00 | 13.03 | 55.46 | 11.19 | 111 | 1 | 8.23 |
| 5/2/2015 | 19:00:00 | 13.24 | 55.84 | 10.58 | 105.5 | 1 | 8.23 |
| 5/2/2015 | 20:00:00 | 13.42 | 56.16 | 10.95 | 109.6 | 1 | 8.22 |
| 5/2/2015 | 21:00:00 | 13.56 | 56.42 | 10.72 | 107.7 | 1 | 8.23 |
| 5/2/2015 | 22:00:00 | 13.53 | 56.36 | 10.76 | 107.9 | 1 | 8.25 |
| 5/2/2015 | 23:00:00 | 13.45 | 56.21 | 10.41 | 104.2 | 1 | 8.23 |
| 5/3/2015 | 0:00:00 | 13.38 | 56.09 | 10.44 | 104.3 | 1 | 8.25 |
| 5/3/2015 | 1:00:00 | 13.32 | 55.99 | 10.24 | 102.2 | 1 | 8.23 |
| 5/3/2015 | 2:00:00 | 13.21 | 55.78 | 10.1 | 100.6 | 1 | 8.22 |
| 5/3/2015 | 3:00:00 | 13.07 | 55.52 | 9.97 | 99 | 1 | 8.22 |
| 5/3/2015 | 4:00:00 | 12.91 | 55.24 | 10.32 | 102.2 | 1 | 8.23 |
| 5/3/2015 | 5:00:00 | 12.77 | 55 | 10.29 | 101.5 | 1 | 8.2 |
| 5/3/2015 | 6:00:00 | 12.61 | 54.71 | 10.5 | 103.2 | 1 | 8.25 |
| 5/3/2015 | 7:00:00 | 12.45 | 54.42 | 10.21 | 100 | 1 | 8.2 |
| 5/3/2015 | 8:00:00 | 12.3 | 54.15 | 10.42 | 101.7 | 1 | 8.22 |
| 5/3/2015 | 9:00:00 | 12.15 | 53.88 | 10.52 | 102.4 | 1 | 8.22 |
| 5/3/2015 | 10:00:00 | 12.07 | 53.73 | 10.35 | 100.5 | 1 | 8.18 |
| 5/3/2015 | 11:00:00 | 12.04 | 53.67 | 10.54 | 102.2 | 1 | 8.2 |
| 5/3/2015 | 12:00:00 | 12.1 | 53.79 | 10.43 | 101.4 | 1 | 8.2 |
| 5/3/2015 | 13:00:00 | 12.32 | 54.17 | 10.57 | 103.2 | 1 | 8.22 |
| 5/3/2015 | 14:00:00 | 12.64 | 54.76 | 10.54 | 103.7 | 1 | 8.2 |
| 5/3/2015 | 15:00:00 | 12.99 | 55.38 | 10.52 | 104.3 | 1 | 8.2 |
| 5/3/2015 | 16:00:00 | 13.37 | 56.08 | 10.31 | 103.1 | 1 | 8.17 |
| 5/3/2015 | 17:00:00 | 13.8 | 56.84 | 10.43 | 105.2 | 1 | 8.18 |
| 5/3/2015 | 18:00:00 | 14.08 | 57.34 | 10.56 | 107.2 | 1 | 8.17 |
| 5/3/2015 | 19:00:00 | 14.25 | 57.65 | 10.42 | 106.2 | 1 | 8.17 |
| 5/3/2015 | 20:00:00 | 14.4 | 57.92 | 10.34 | 105.7 | 1 | 8.18 |
| 5/3/2015 | 21:00:00 | 14.51 | 58.13 | 10.31 | 105.7 | 1 | 8.22 |
| 5/3/2015 | 22:00:00 | 14.57 | 58.23 | 10.21 | 104.8 | 1 | 8.2 |
| 5/3/2015 | 23:00:00 | 14.58 | 58.26 | 9.94 | 102.1 | 1 | 8.17 |
| 5/4/2015 | 0:00:00 | 14.55 | 58.19 | 9.78 | 100.4 | 1 | 8.17 |
| 5/4/2015 | 1:00:00 | 14.53 | 58.15 | 9.9 | 101.5 | 1 | 8.17 |
| 5/4/2015 | 2:00:00 | 14.45 | 58.02 | 9.62 | 98.5 | 1 | 8.18 |
| 5/4/2015 | 3:00:00 | 14.37 | 57.88 | 10.06 | 102.9 | 1 | 8.18 |
| 5/4/2015 | 4:00:00 | 14.3 | 57.75 | 10.12 | 103.3 | 1 | 8.18 |
| 5/4/2015 | 5:00:00 | 14.19 | 57.55 | 9.48 | 96.5 | 1 | 8.18 |
| 5/4/2015 | 6:00:00 | 14.05 | 57.3 | 9.98 | 101.3 | 1 | 8.15 |
| 5/4/2015 | 7:00:00 | 13.89 | 57.01 | 9.95 | 100.6 | 1 | 8.17 |
| 5/4/2015 | 8:00:00 | 13.73 | 56.71 | 9.82 | 98.9 | 1 | 8.18 |
| 5/4/2015 | 9:00:00 | 13.58 | 56.45 | 9.79 | 98.3 | 1 | 8.15 |
| 5/4/2015 | 10:00:00 | 13.48 | 56.27 | 9.97 | 99.9 | 1 | 8.15 |
| 5/4/2015 | 11:00:00 | 13.4 | 56.12 | 9.95 | 99.5 | 1 | 8.11 |
| 5/4/2015 | 12:00:00 | 13.39 | 56.1 | 9.84 | 98.4 | 1 | 8.15 |

| | | | | | | | |
|----------|----------|-------|-------|-------|-------|---|------|
| 5/4/2015 | 13:00:00 | 13.53 | 56.35 | 10.17 | 102 | 1 | 8.17 |
| 5/4/2015 | 14:00:00 | 13.75 | 56.76 | 9.91 | 99.9 | 1 | 8.17 |
| 5/4/2015 | 15:00:00 | 13.99 | 57.19 | 10.15 | 102.8 | 1 | 8.15 |
| 5/4/2015 | 16:00:00 | 14.28 | 57.71 | 9.95 | 101.5 | 1 | 8.15 |
| 5/4/2015 | 17:00:00 | 14.55 | 58.2 | 10.06 | 103.2 | 1 | 8.15 |
| 5/4/2015 | 18:00:00 | 14.76 | 58.57 | 9.72 | 100.2 | 1 | 8.06 |
| 5/4/2015 | 19:00:00 | 14.95 | 58.91 | 9.71 | 100.5 | 1 | 8.15 |
| 5/4/2015 | 20:00:00 | 15.13 | 59.24 | 9.68 | 100.5 | 1 | 8.15 |
| 5/4/2015 | 21:00:00 | 15.21 | 59.38 | 9.54 | 99.3 | 1 | 8.17 |
| 5/4/2015 | 22:00:00 | 15.17 | 59.31 | 9.48 | 98.6 | 1 | 8.13 |
| 5/4/2015 | 23:00:00 | 15.11 | 59.21 | 9.51 | 98.8 | 1 | 8.13 |
| 5/5/2015 | 0:00:00 | 15.03 | 59.05 | 9.62 | 99.7 | 1 | 8.13 |
| 5/5/2015 | 1:00:00 | 14.93 | 58.88 | 9.31 | 96.3 | 1 | 8.17 |
| 5/5/2015 | 2:00:00 | 14.82 | 58.68 | 9.37 | 96.7 | 1 | 8.11 |
| 5/5/2015 | 3:00:00 | 14.63 | 58.34 | 9.21 | 94.7 | 1 | 8.15 |
| 5/5/2015 | 4:00:00 | 14.46 | 58.02 | 9.7 | 99.3 | 1 | 8.15 |
| 5/5/2015 | 5:00:00 | 14.24 | 57.64 | 9.77 | 99.5 | 1 | 8.15 |
| 5/5/2015 | 6:00:00 | 14.01 | 57.23 | 9.66 | 98 | 1 | 8.11 |
| 5/5/2015 | 7:00:00 | 13.8 | 56.84 | 9.45 | 95.4 | 1 | 8.13 |
| 5/5/2015 | 8:00:00 | 13.61 | 56.5 | 9.8 | 98.5 | 1 | 8.08 |
| 5/5/2015 | 9:00:00 | 13.47 | 56.24 | 9.83 | 98.5 | 1 | 8.1 |
| 5/5/2015 | 10:00:00 | 13.4 | 56.13 | 10.07 | 100.7 | 1 | 8.1 |
| 5/5/2015 | 11:00:00 | 13.43 | 56.18 | 10.16 | 101.7 | 1 | 8.1 |
| 5/5/2015 | 12:00:00 | 13.52 | 56.34 | 10.12 | 101.5 | 1 | 8.1 |
| 5/5/2015 | 13:00:00 | 13.75 | 56.76 | 10.14 | 102.2 | 1 | 8.1 |
| 5/5/2015 | 14:00:00 | 14.09 | 57.37 | 10.26 | 104.2 | 1 | 8.11 |
| 5/5/2015 | 15:00:00 | 14.39 | 57.91 | 9.85 | 100.7 | 1 | 8.13 |
| 5/5/2015 | 16:00:00 | 14.76 | 58.57 | 9.98 | 102.9 | 1 | 8.15 |
| 5/5/2015 | 17:00:00 | 15.13 | 59.24 | 9.58 | 99.6 | 1 | 8.13 |
| 5/5/2015 | 18:00:00 | 15.49 | 59.88 | 9.62 | 100.7 | 1 | 8.11 |
| 5/5/2015 | 19:00:00 | 15.75 | 60.36 | 9.59 | 100.9 | 1 | 8.2 |
| 5/5/2015 | 20:00:00 | 15.93 | 60.69 | 10 | 105.7 | 1 | 8.15 |
| 5/5/2015 | 21:00:00 | 16.04 | 60.88 | 9.71 | 102.8 | 1 | 8.13 |
| 5/5/2015 | 22:00:00 | 16.05 | 60.89 | 9.34 | 99 | 1 | 8.1 |
| 5/5/2015 | 23:00:00 | 15.97 | 60.75 | 9.35 | 98.9 | 1 | 8.11 |
| 5/6/2015 | 0:00:00 | 15.84 | 60.51 | 9.06 | 95.5 | 1 | 8.15 |
| 5/6/2015 | 1:00:00 | 15.7 | 60.26 | 9.26 | 97.4 | 1 | 8.11 |
| 5/6/2015 | 2:00:00 | 15.58 | 60.04 | 8.89 | 93.3 | 1 | 8.13 |
| 5/6/2015 | 3:00:00 | 15.39 | 59.71 | 9.33 | 97.5 | 1 | 8.1 |
| 5/6/2015 | 4:00:00 | 15.18 | 59.33 | 9.49 | 98.7 | 1 | 8.1 |
| 5/6/2015 | 5:00:00 | 14.93 | 58.88 | 9.13 | 94.4 | 1 | 8.13 |
| 5/6/2015 | 6:00:00 | 14.71 | 58.49 | 9.41 | 96.9 | 1 | 8.11 |
| 5/6/2015 | 7:00:00 | 14.5 | 58.11 | 9.76 | 100.1 | 1 | 8.11 |
| 5/6/2015 | 8:00:00 | 14.3 | 57.74 | 9.64 | 98.3 | 1 | 8.1 |
| 5/6/2015 | 9:00:00 | 14.1 | 57.39 | 10.01 | 101.7 | 1 | 8.1 |
| 5/6/2015 | 10:00:00 | 13.99 | 57.19 | 10.11 | 102.4 | 1 | 8.08 |
| 5/6/2015 | 11:00:00 | 13.99 | 57.18 | 10.49 | 106.3 | 1 | 8.1 |

| | | | | | | | |
|----------|----------|-------|-------|-------|-------|---|------|
| 5/6/2015 | 12:00:00 | 14.06 | 57.32 | 10.46 | 106.2 | 1 | 8.11 |
| 5/6/2015 | 13:00:00 | 14.23 | 57.61 | 10.09 | 102.8 | 1 | 8.1 |
| 5/6/2015 | 14:00:00 | 14.4 | 57.93 | 10.01 | 102.3 | 1 | 8.1 |
| 5/6/2015 | 15:00:00 | 14.59 | 58.26 | 10.17 | 104.4 | 1 | 8.11 |
| 5/6/2015 | 16:00:00 | 14.81 | 58.66 | 9.77 | 100.9 | 1 | 8.11 |
| 5/6/2015 | 17:00:00 | 15.08 | 59.14 | 9.98 | 103.5 | 1 | 8.13 |
| 5/6/2015 | 18:00:00 | 15.31 | 59.56 | 9.79 | 102.1 | 1 | 8.05 |
| 5/6/2015 | 19:00:00 | 15.58 | 60.05 | 9.9 | 103.8 | 1 | 8.08 |
| 5/6/2015 | 20:00:00 | 15.67 | 60.2 | 9.65 | 101.5 | 1 | 8.11 |
| 5/6/2015 | 21:00:00 | 15.78 | 60.4 | 9.72 | 102.4 | 1 | 8.11 |
| 5/6/2015 | 22:00:00 | 15.82 | 60.48 | 9.66 | 101.8 | 1 | 8.11 |
| 5/6/2015 | 23:00:00 | 15.78 | 60.4 | 9.46 | 99.6 | 1 | 8.1 |
| 5/7/2015 | 0:00:00 | 15.67 | 60.2 | 9.47 | 99.5 | 1 | 8.06 |
| 5/7/2015 | 1:00:00 | 15.6 | 60.08 | 9.55 | 100.2 | 1 | 8.11 |
| 5/7/2015 | 2:00:00 | 15.51 | 59.93 | 9.51 | 99.6 | 1 | 8.08 |
| 5/7/2015 | 3:00:00 | 15.44 | 59.79 | 9.71 | 101.5 | 1 | 8.1 |
| 5/7/2015 | 4:00:00 | 15.35 | 59.63 | 9.68 | 101 | 1 | 8.1 |
| 5/7/2015 | 5:00:00 | 15.24 | 59.43 | 9.3 | 96.8 | 1 | 8.08 |
| 5/7/2015 | 6:00:00 | 15.13 | 59.24 | 9.36 | 97.3 | 1 | 8.1 |
| 5/7/2015 | 7:00:00 | 14.99 | 58.98 | 9.38 | 97.2 | 1 | 8.11 |
| 5/7/2015 | 8:00:00 | 14.86 | 58.75 | 10.03 | 103.6 | 1 | 8.1 |
| 5/7/2015 | 9:00:00 | 14.73 | 58.52 | 9.46 | 97.4 | 1 | 8.11 |
| 5/7/2015 | 10:00:00 | 14.66 | 58.39 | 9.54 | 98.1 | 1 | 8.06 |
| 5/7/2015 | 11:00:00 | 14.6 | 58.29 | 9.79 | 100.5 | 1 | 8.1 |
| 5/7/2015 | 12:00:00 | 14.65 | 58.37 | 9.62 | 98.9 | 1 | 8.08 |
| 5/7/2015 | 13:00:00 | 14.82 | 58.68 | 9.78 | 100.9 | 1 | 8.1 |
| 5/7/2015 | 14:00:00 | 15.09 | 59.16 | 10.17 | 105.6 | 1 | 8.06 |
| 5/7/2015 | 15:00:00 | 15.46 | 59.83 | 9.95 | 104.1 | 1 | 8.06 |
| 5/7/2015 | 16:00:00 | 15.83 | 60.51 | 9.9 | 104.5 | 1 | 8.08 |
| 5/7/2015 | 17:00:00 | 16.18 | 61.12 | 9.72 | 103.3 | 1 | 8.1 |
| 5/7/2015 | 18:00:00 | 16.5 | 61.7 | 9.46 | 101.2 | 1 | 8.11 |
| 5/7/2015 | 19:00:00 | 16.64 | 61.95 | 9.41 | 101 | 1 | 8.06 |
| 5/7/2015 | 20:00:00 | 16.71 | 62.09 | 9.68 | 104.1 | 1 | 8.06 |
| 5/7/2015 | 21:00:00 | 16.75 | 62.16 | 8.96 | 96.4 | 1 | 8.06 |
| 5/7/2015 | 22:00:00 | 16.84 | 62.32 | 9.12 | 98.2 | 1 | 8.1 |
| 5/7/2015 | 23:00:00 | 16.84 | 62.32 | 8.84 | 95.2 | 1 | 8.05 |
| 5/8/2015 | 0:00:00 | 16.77 | 62.2 | 9.09 | 97.9 | 1 | 8.08 |
| 5/8/2015 | 1:00:00 | 16.72 | 62.1 | 9.09 | 97.7 | 1 | 8.11 |
| 5/8/2015 | 2:00:00 | 16.67 | 62.01 | 8.88 | 95.4 | 1 | 8.08 |
| 5/8/2015 | 3:00:00 | 16.59 | 61.87 | 9.09 | 97.4 | 1 | 8.06 |
| 5/8/2015 | 4:00:00 | 16.48 | 61.67 | 9.16 | 98 | 1 | 8.1 |
| 5/8/2015 | 5:00:00 | 16.33 | 61.4 | 8.93 | 95.2 | 1 | 8.1 |
| 5/8/2015 | 6:00:00 | 16.18 | 61.13 | 8.95 | 95.1 | 1 | 8.1 |
| 5/8/2015 | 7:00:00 | 16.04 | 60.88 | 9.22 | 97.7 | 1 | 8.06 |
| 5/8/2015 | 8:00:00 | 15.87 | 60.57 | 9.3 | 98.2 | 1 | 8.06 |
| 5/8/2015 | 9:00:00 | 15.7 | 60.26 | 9.07 | 95.4 | 1 | 8.08 |
| 5/8/2015 | 10:00:00 | 15.57 | 60.04 | 8.83 | 92.6 | 1 | 7.98 |

| | | | | | | | |
|-----------|----------|-------|-------|-------|-------|---|------|
| 5/8/2015 | 11:00:00 | 15.49 | 59.89 | 9.15 | 95.8 | 1 | 8.1 |
| 5/8/2015 | 12:00:00 | 15.51 | 59.92 | 9.06 | 94.8 | 1 | 8.06 |
| 5/8/2015 | 13:00:00 | 15.66 | 60.18 | 9.06 | 95.2 | 1 | 8.06 |
| 5/8/2015 | 14:00:00 | 15.81 | 60.46 | 9.08 | 95.7 | 1 | 8.08 |
| 5/8/2015 | 15:00:00 | 16.08 | 60.94 | 9.38 | 99.4 | 1 | 8.08 |
| 5/8/2015 | 16:00:00 | 16.22 | 61.19 | 8.88 | 94.4 | 1 | 8.08 |
| 5/8/2015 | 17:00:00 | 16.29 | 61.32 | 9.1 | 96.9 | 1 | 8.03 |
| 5/8/2015 | 18:00:00 | 16.45 | 61.62 | 8.83 | 94.3 | 1 | 8.1 |
| 5/8/2015 | 19:00:00 | 16.61 | 61.9 | 8.8 | 94.4 | 1 | 8.08 |
| 5/8/2015 | 20:00:00 | 16.72 | 62.09 | 8.81 | 94.7 | 1 | 8.06 |
| 5/8/2015 | 21:00:00 | 16.79 | 62.23 | 9.26 | 99.6 | 1 | 8.08 |
| 5/8/2015 | 22:00:00 | 16.83 | 62.29 | 8.89 | 95.8 | 1 | 8.03 |
| 5/8/2015 | 23:00:00 | 16.74 | 62.14 | 9.05 | 97.3 | 1 | 8.03 |
| 5/9/2015 | 0:00:00 | 16.68 | 62.03 | 8.67 | 93.1 | 1 | 8.08 |
| 5/9/2015 | 1:00:00 | 16.6 | 61.89 | 8.68 | 93.1 | 1 | 7.96 |
| 5/9/2015 | 2:00:00 | 16.51 | 61.72 | 8.96 | 95.8 | 1 | 8.03 |
| 5/9/2015 | 3:00:00 | 16.39 | 61.5 | 8.74 | 93.3 | 1 | 7.96 |
| 5/9/2015 | 4:00:00 | 16.29 | 61.32 | 8.83 | 94 | 1 | 8.05 |
| 5/9/2015 | 5:00:00 | 16.13 | 61.05 | 8.84 | 93.9 | 1 | 8.05 |
| 5/9/2015 | 6:00:00 | 15.97 | 60.75 | 8.88 | 93.9 | 1 | 8.06 |
| 5/9/2015 | 7:00:00 | 15.8 | 60.44 | 9.22 | 97.2 | 1 | 8.05 |
| 5/9/2015 | 8:00:00 | 15.65 | 60.18 | 9.46 | 99.3 | 1 | 8.06 |
| 5/9/2015 | 9:00:00 | 15.51 | 59.92 | 8.89 | 93.1 | 1 | 8.05 |
| 5/9/2015 | 10:00:00 | 15.37 | 59.68 | 9.29 | 97 | 1 | 8.05 |
| 5/9/2015 | 11:00:00 | 15.28 | 59.51 | 9.43 | 98.3 | 1 | 8.05 |
| 5/9/2015 | 12:00:00 | 15.25 | 59.46 | 9.69 | 100.9 | 1 | 8.03 |
| 5/9/2015 | 13:00:00 | 15.28 | 59.51 | 9.82 | 102.4 | 1 | 8.03 |
| 5/9/2015 | 14:00:00 | 15.35 | 59.64 | 9.57 | 99.9 | 1 | 8.05 |
| 5/9/2015 | 15:00:00 | 15.52 | 59.94 | 9.93 | 104 | 1 | 8.01 |
| 5/9/2015 | 16:00:00 | 15.78 | 60.41 | 10.05 | 105.9 | 1 | 8.01 |
| 5/9/2015 | 17:00:00 | 16.03 | 60.86 | 9.74 | 103.2 | 1 | 8.01 |
| 5/9/2015 | 18:00:00 | 16.28 | 61.31 | 9.99 | 106.4 | 1 | 8 |
| 5/9/2015 | 19:00:00 | 16.45 | 61.61 | 9.77 | 104.4 | 1 | 8.05 |
| 5/9/2015 | 20:00:00 | 16.65 | 61.97 | 9.73 | 104.4 | 1 | 8 |
| 5/9/2015 | 21:00:00 | 16.73 | 62.12 | 9.78 | 105.2 | 1 | 8.01 |
| 5/9/2015 | 22:00:00 | 16.73 | 62.12 | 9.42 | 101.3 | 1 | 7.98 |
| 5/9/2015 | 23:00:00 | 16.58 | 61.86 | 9.35 | 100.2 | 1 | 8.05 |
| 5/10/2015 | 0:00:00 | 16.43 | 61.58 | 9.27 | 99 | 1 | 8.03 |
| 5/10/2015 | 1:00:00 | 16.35 | 61.43 | 9.22 | 98.3 | 1 | 8 |
| 5/10/2015 | 2:00:00 | 16.27 | 61.28 | 9.19 | 97.9 | 1 | 8.03 |
| 5/10/2015 | 3:00:00 | 16.15 | 61.07 | 9.13 | 96.9 | 1 | 8.01 |
| 5/10/2015 | 4:00:00 | 16.01 | 60.83 | 9.49 | 100.4 | 1 | 8.05 |
| 5/10/2015 | 5:00:00 | 15.83 | 60.5 | 9.54 | 100.6 | 1 | 8 |
| 5/10/2015 | 6:00:00 | 15.62 | 60.13 | 9.47 | 99.5 | 1 | 8.05 |
| 5/10/2015 | 7:00:00 | 15.42 | 59.75 | 9.17 | 95.8 | 1 | 8.03 |
| 5/10/2015 | 8:00:00 | 15.2 | 59.36 | 9.33 | 97 | 1 | 7.67 |
| 5/10/2015 | 9:00:00 | 15.05 | 59.09 | 9.48 | 98.4 | 1 | 7.5 |

| | | | | | | | |
|-----------|----------|-------|-------|------|-------|---|------|
| 5/10/2015 | 10:00:00 | 14.93 | 58.87 | 9.47 | 97.9 | 1 | 7.55 |
| 5/10/2015 | 11:00:00 | 14.86 | 58.75 | 9.23 | 95.3 | 1 | 7.52 |
| 5/10/2015 | 12:00:00 | 14.91 | 58.84 | 9.33 | 96.5 | 1 | 7.59 |
| 5/10/2015 | 13:00:00 | 14.97 | 58.96 | 9.28 | 96.1 | 1 | 7.57 |
| 5/10/2015 | 14:00:00 | 15.08 | 59.15 | 9.7 | 100.7 | 1 | 7.55 |

Out of water, maint
& download

| | | | | | | | |
|-----------|----------|-------|-------|-------|-------|---|------|
| 5/10/2015 | 17:00:00 | 15.51 | 59.92 | 10.74 | 112.5 | 1 | 8.9 |
| 5/10/2015 | 18:00:00 | 15.78 | 60.4 | 10.71 | 112.8 | 1 | 8.91 |
| 5/10/2015 | 19:00:00 | 15.91 | 60.64 | 10.44 | 110.3 | 1 | 8.86 |
| 5/10/2015 | 20:00:00 | 16.05 | 60.89 | 10.39 | 110.1 | 1 | 8.9 |
| 5/10/2015 | 21:00:00 | 16.06 | 60.92 | 10.33 | 109.5 | 1 | 8.86 |
| 5/10/2015 | 22:00:00 | 16.08 | 60.95 | 10.45 | 110.8 | 1 | 8.85 |
| 5/10/2015 | 23:00:00 | 16.03 | 60.86 | 10.18 | 107.9 | 1 | 8.85 |
| 5/11/2015 | 0:00:00 | 16 | 60.81 | 10.16 | 107.6 | 1 | 8.83 |
| 5/11/2015 | 1:00:00 | 15.94 | 60.69 | 10.09 | 106.7 | 1 | 8.85 |
| 5/11/2015 | 2:00:00 | 15.86 | 60.55 | 10.11 | 106.7 | 1 | 8.81 |
| 5/11/2015 | 3:00:00 | 15.78 | 60.41 | 10.27 | 108.3 | 1 | 8.81 |
| 5/11/2015 | 4:00:00 | 15.67 | 60.21 | 10.23 | 107.5 | 1 | 8.79 |
| 5/11/2015 | 5:00:00 | 15.58 | 60.05 | 10.1 | 106 | 1 | 8.76 |
| 5/11/2015 | 6:00:00 | 15.44 | 59.8 | 10.29 | 107.6 | 1 | 8.78 |
| 5/11/2015 | 7:00:00 | 15.29 | 59.53 | 10.18 | 106.1 | 1 | 8.78 |
| 5/11/2015 | 8:00:00 | 15.13 | 59.24 | 10.1 | 104.9 | 1 | 8.71 |
| 5/11/2015 | 9:00:00 | 14.98 | 58.97 | 10.3 | 106.7 | 1 | 8.69 |
| 5/11/2015 | 10:00:00 | 14.85 | 58.74 | 10.13 | 104.6 | 1 | 8.64 |
| 5/11/2015 | 11:00:00 | 14.77 | 58.58 | 10.22 | 105.3 | 1 | 8.64 |
| 5/11/2015 | 12:00:00 | 14.67 | 58.41 | 10.23 | 105.2 | 1 | 8.64 |
| 5/11/2015 | 13:00:00 | 14.62 | 58.33 | 10.5 | 107.9 | 1 | 8.69 |
| 5/11/2015 | 14:00:00 | 14.61 | 58.31 | 10.55 | 108.4 | 1 | 8.68 |
| 5/11/2015 | 15:00:00 | 14.62 | 58.33 | 10.35 | 106.4 | 1 | 8.64 |
| 5/11/2015 | 16:00:00 | 14.68 | 58.42 | 10.36 | 106.5 | 1 | 8.64 |
| 5/11/2015 | 17:00:00 | 14.73 | 58.52 | 10.39 | 107 | 1 | 8.64 |
| 5/11/2015 | 18:00:00 | 14.79 | 58.62 | 10.37 | 106.9 | 1 | 8.62 |
| 5/11/2015 | 19:00:00 | 14.85 | 58.73 | 10.57 | 109.2 | 1 | 8.64 |
| 5/11/2015 | 20:00:00 | 14.93 | 58.88 | 10.52 | 108.9 | 1 | 8.62 |
| 5/11/2015 | 21:00:00 | 15.03 | 59.06 | 10.49 | 108.7 | 1 | 8.62 |
| 5/11/2015 | 22:00:00 | 15.08 | 59.15 | 10.48 | 108.8 | 1 | 8.62 |
| 5/11/2015 | 23:00:00 | 15.1 | 59.19 | 10.23 | 106.2 | 1 | 8.61 |
| 5/12/2015 | 0:00:00 | 15.12 | 59.22 | 10.38 | 107.8 | 1 | 8.57 |
| 5/12/2015 | 1:00:00 | 15.11 | 59.2 | 10.36 | 107.6 | 1 | 8.56 |
| 5/12/2015 | 2:00:00 | 15.07 | 59.14 | 10.1 | 104.8 | 1 | 8.52 |
| 5/12/2015 | 3:00:00 | 14.99 | 58.99 | 10.04 | 104 | 1 | 8.56 |
| 5/12/2015 | 4:00:00 | 14.96 | 58.93 | 10.05 | 104 | 1 | 8.51 |
| 5/12/2015 | 5:00:00 | 14.93 | 58.88 | 10.26 | 106.1 | 1 | 8.51 |
| 5/12/2015 | 6:00:00 | 14.9 | 58.83 | 10.07 | 104.2 | 1 | 8.51 |
| 5/12/2015 | 7:00:00 | 14.85 | 58.74 | 10.32 | 106.6 | 1 | 8.47 |
| 5/12/2015 | 8:00:00 | 14.82 | 58.68 | 10.08 | 104 | 1 | 8.47 |

| | | | | | | | |
|-----------|----------|-------|-------|-------|-------|---|------|
| 5/12/2015 | 9:00:00 | 14.8 | 58.65 | 10.35 | 106.7 | 1 | 8.47 |
| 5/12/2015 | 10:00:00 | 14.71 | 58.49 | 10.18 | 104.8 | 1 | 8.45 |
| 5/12/2015 | 11:00:00 | 14.64 | 58.35 | 10.38 | 106.7 | 1 | 8.45 |
| 5/12/2015 | 12:00:00 | 14.53 | 58.16 | 10.28 | 105.5 | 1 | 8.45 |
| 5/12/2015 | 13:00:00 | 14.46 | 58.02 | 10.52 | 107.7 | 1 | 8.44 |
| 5/12/2015 | 14:00:00 | 14.39 | 57.91 | 10.39 | 106.2 | 1 | 8.44 |
| 5/12/2015 | 15:00:00 | 14.44 | 58 | 10.73 | 109.8 | 1 | 8.44 |
| 5/12/2015 | 16:00:00 | 14.5 | 58.1 | 10.63 | 108.9 | 1 | 8.4 |
| 5/12/2015 | 17:00:00 | 14.5 | 58.11 | 10.87 | 111.4 | 1 | 8.42 |
| 5/12/2015 | 18:00:00 | 14.6 | 58.28 | 10.9 | 112 | 1 | 8.44 |
| 5/12/2015 | 19:00:00 | 14.69 | 58.44 | 10.69 | 110 | 1 | 8.44 |
| 5/12/2015 | 20:00:00 | 14.69 | 58.44 | 10.68 | 109.9 | 1 | 8.4 |
| 5/12/2015 | 21:00:00 | 14.67 | 58.4 | 10.9 | 112.2 | 1 | 8.44 |
| 5/12/2015 | 22:00:00 | 14.62 | 58.33 | 10.87 | 111.7 | 1 | 8.44 |
| 5/12/2015 | 23:00:00 | 14.48 | 58.07 | 10.86 | 111.3 | 1 | 8.42 |
| 5/13/2015 | 0:00:00 | 14.37 | 57.88 | 10.85 | 110.8 | 1 | 8.42 |
| 5/13/2015 | 1:00:00 | 14.25 | 57.65 | 10.84 | 110.5 | 1 | 8.42 |
| 5/13/2015 | 2:00:00 | 14.14 | 57.46 | 10.65 | 108.3 | 1 | 8.39 |
| 5/13/2015 | 3:00:00 | 14.06 | 57.3 | 10.62 | 107.8 | 1 | 8.37 |
| 5/13/2015 | 4:00:00 | 13.96 | 57.13 | 10.87 | 110.1 | 1 | 8.37 |
| 5/13/2015 | 5:00:00 | 13.9 | 57.02 | 10.63 | 107.5 | 1 | 8.34 |
| 5/13/2015 | 6:00:00 | 13.85 | 56.94 | 10.65 | 107.6 | 1 | 8.32 |
| 5/13/2015 | 7:00:00 | 13.73 | 56.72 | 10.88 | 109.7 | 1 | 8.34 |

Data glitch

| | | | | | | | |
|-----------|----------|-------|-------|-------|-------|---|------|
| 5/13/2015 | 11:00:00 | 13.21 | 55.78 | 10.83 | 107.9 | 1 | 8.32 |
| 5/13/2015 | 12:00:00 | 13.19 | 55.75 | 11.09 | 110.4 | 1 | 8.3 |
| 5/13/2015 | 13:00:00 | 13.34 | 56.02 | 11.02 | 110 | 1 | 8.32 |
| 5/13/2015 | 14:00:00 | 13.62 | 56.52 | 11.31 | 113.7 | 1 | 8.3 |
| 5/13/2015 | 15:00:00 | 13.85 | 56.94 | 11.09 | 112 | 1 | 8.32 |
| 5/13/2015 | 16:00:00 | 14.14 | 57.45 | 11.28 | 114.7 | 1 | 8.3 |
| 5/13/2015 | 17:00:00 | 14.44 | 57.99 | 11.04 | 113 | 1 | 8.3 |
| 5/13/2015 | 18:00:00 | 14.78 | 58.6 | 11.22 | 115.7 | 1 | 8.3 |
| 5/13/2015 | 19:00:00 | 15.08 | 59.14 | 11.15 | 115.7 | 1 | 8.3 |
| 5/13/2015 | 20:00:00 | 15.27 | 59.49 | 11.1 | 115.7 | 1 | 8.28 |
| 5/13/2015 | 21:00:00 | 15.47 | 59.85 | 11 | 115.2 | 1 | 8.28 |
| 5/13/2015 | 22:00:00 | 15.49 | 59.89 | 10.75 | 112.6 | 1 | 8.3 |
| 5/13/2015 | 23:00:00 | 15.43 | 59.78 | 10.85 | 113.4 | 1 | 8.27 |
| 5/14/2015 | 0:00:00 | 15.29 | 59.52 | 10.56 | 110.1 | 1 | 8.23 |
| 5/14/2015 | 1:00:00 | 15.21 | 59.38 | 10.71 | 111.4 | 1 | 8.22 |
| 5/14/2015 | 2:00:00 | 15.12 | 59.22 | 10.67 | 110.8 | 1 | 8.23 |
| 5/14/2015 | 3:00:00 | 15.1 | 59.19 | 10.65 | 110.6 | 1 | 8.25 |
| 5/14/2015 | 4:00:00 | 15 | 59.01 | 10.65 | 110.4 | 1 | 8.25 |
| 5/14/2015 | 5:00:00 | 14.9 | 58.82 | 10.68 | 110.4 | 1 | 8.27 |
| 5/14/2015 | 6:00:00 | 14.76 | 58.57 | 10.71 | 110.4 | 1 | 8.23 |
| 5/14/2015 | 7:00:00 | 14.63 | 58.34 | 10.7 | 110 | 1 | 8.27 |
| 5/14/2015 | 8:00:00 | 14.43 | 57.99 | 10.77 | 110.3 | 1 | 8.25 |

| | | | | | | | |
|-----------|----------|-------|-------|-------|-------|---|------|
| 5/14/2015 | 9:00:00 | 14.26 | 57.67 | 10.58 | 107.8 | 1 | 8.22 |
| 5/14/2015 | 10:00:00 | 14.06 | 57.32 | 10.81 | 109.7 | 1 | 8.25 |
| 5/14/2015 | 11:00:00 | 13.89 | 57 | 10.89 | 110.1 | 1 | 8.23 |
| 5/14/2015 | 12:00:00 | 13.76 | 56.77 | 10.97 | 110.6 | 1 | 8.22 |
| 5/14/2015 | 13:00:00 | 13.63 | 56.53 | 11.12 | 111.8 | 1 | 8.2 |
| 5/14/2015 | 14:00:00 | 13.64 | 56.56 | 11.22 | 112.8 | 1 | 8.18 |
| 5/14/2015 | 15:00:00 | 13.87 | 56.96 | 11.28 | 114 | 1 | 8.15 |
| 5/14/2015 | 16:00:00 | 13.97 | 57.14 | 11.12 | 112.7 | 1 | 8.17 |
| 5/14/2015 | 17:00:00 | 14.03 | 57.26 | 11.29 | 114.6 | 1 | 8.2 |
| 5/14/2015 | 18:00:00 | 14.32 | 57.78 | 11.28 | 115.2 | 1 | 8.2 |
| 5/14/2015 | 19:00:00 | 14.48 | 58.06 | 11.26 | 115.4 | 1 | 8.15 |
| 5/14/2015 | 20:00:00 | 14.54 | 58.18 | 11 | 112.9 | 1 | 8.17 |
| 5/14/2015 | 21:00:00 | 14.54 | 58.18 | 11.12 | 114.1 | 1 | 8.18 |
| 5/14/2015 | 22:00:00 | 14.52 | 58.14 | 11.08 | 113.6 | 1 | 8.17 |
| 5/14/2015 | 23:00:00 | 14.52 | 58.13 | 11 | 112.7 | 1 | 8.13 |
| 5/15/2015 | 0:00:00 | 14.46 | 58.04 | 10.94 | 112 | 1 | 8.17 |
| 5/15/2015 | 1:00:00 | 14.44 | 58 | 10.9 | 111.5 | 1 | 8.17 |
| 5/15/2015 | 2:00:00 | 14.4 | 57.93 | 10.88 | 111.3 | 1 | 8.17 |
| 5/15/2015 | 3:00:00 | 14.34 | 57.81 | 10.81 | 110.4 | 1 | 8.15 |
| 5/15/2015 | 4:00:00 | 14.23 | 57.62 | 10.83 | 110.3 | 1 | 8.17 |
| 5/15/2015 | 5:00:00 | 14.14 | 57.46 | 10.65 | 108.3 | 1 | 8.13 |
| 5/15/2015 | 6:00:00 | 14.06 | 57.3 | 10.68 | 108.4 | 1 | 8.13 |
| 5/15/2015 | 7:00:00 | 13.94 | 57.1 | 10.67 | 108 | 1 | 8.17 |
| 5/15/2015 | 8:00:00 | 13.82 | 56.88 | 10.89 | 110 | 1 | 8.15 |
| 5/15/2015 | 9:00:00 | 13.7 | 56.66 | 10.92 | 110 | 1 | 8.11 |
| 5/15/2015 | 10:00:00 | 13.57 | 56.43 | 10.71 | 107.5 | 1 | 8.15 |
| 5/15/2015 | 11:00:00 | 13.49 | 56.29 | 10.73 | 107.5 | 1 | 8.13 |
| 5/15/2015 | 12:00:00 | 13.47 | 56.25 | 10.95 | 109.7 | 1 | 8.1 |
| 5/15/2015 | 13:00:00 | 13.47 | 56.25 | 10.97 | 109.9 | 1 | 8.1 |
| 5/15/2015 | 14:00:00 | 13.53 | 56.35 | 11.03 | 110.6 | 1 | 8.08 |
| 5/15/2015 | 15:00:00 | 13.63 | 56.55 | 11.01 | 110.7 | 1 | 8.13 |
| 5/15/2015 | 16:00:00 | 13.78 | 56.8 | 10.8 | 109 | 1 | 8.1 |
| 5/15/2015 | 17:00:00 | 13.97 | 57.15 | 10.84 | 109.8 | 1 | 8.1 |
| 5/15/2015 | 18:00:00 | 14.18 | 57.53 | 11.04 | 112.3 | 1 | 8.13 |
| 5/15/2015 | 19:00:00 | 14.3 | 57.74 | 11.04 | 112.7 | 1 | 8.11 |
| 5/15/2015 | 20:00:00 | 14.46 | 58.04 | 10.98 | 112.5 | 1 | 8.06 |
| 5/15/2015 | 21:00:00 | 14.48 | 58.06 | 10.7 | 109.6 | 1 | 8.03 |
| 5/15/2015 | 22:00:00 | 14.43 | 57.99 | 10.82 | 110.7 | 1 | 8.01 |
| 5/15/2015 | 23:00:00 | 14.41 | 57.94 | 10.61 | 108.5 | 1 | 8.05 |
| 5/16/2015 | 0:00:00 | 14.41 | 57.94 | 10.74 | 109.9 | 1 | 8.08 |
| 5/16/2015 | 1:00:00 | 14.43 | 57.99 | 10.53 | 107.8 | 1 | 8.06 |
| 5/16/2015 | 2:00:00 | 14.43 | 57.99 | 10.72 | 109.7 | 1 | 8.03 |
| 5/16/2015 | 3:00:00 | 14.41 | 57.94 | 10.73 | 109.8 | 1 | 8.05 |
| 5/16/2015 | 4:00:00 | 14.42 | 57.96 | 10.79 | 110.4 | 1 | 8.06 |
| 5/16/2015 | 5:00:00 | 14.42 | 57.96 | 10.59 | 108.3 | 1 | 8.06 |
| 5/16/2015 | 6:00:00 | 14.4 | 57.92 | 10.6 | 108.3 | 1 | 8.03 |
| 5/16/2015 | 7:00:00 | 14.34 | 57.82 | 10.83 | 110.6 | 1 | 8.06 |

| | | | | | | | |
|-----------|----------|-------|-------|-------|-------|---|------|
| 5/16/2015 | 8:00:00 | 14.27 | 57.69 | 10.84 | 110.6 | 1 | 8.06 |
| 5/16/2015 | 9:00:00 | 14.16 | 57.49 | 10.87 | 110.6 | 1 | 8.06 |
| 5/16/2015 | 10:00:00 | 14.04 | 57.27 | 10.88 | 110.4 | 1 | 8.05 |
| 5/16/2015 | 11:00:00 | 13.95 | 57.12 | 10.91 | 110.5 | 1 | 7.98 |
| 5/16/2015 | 12:00:00 | 13.9 | 57.02 | 10.95 | 110.8 | 1 | 8.03 |
| 5/16/2015 | 13:00:00 | 13.89 | 57.01 | 10.74 | 108.6 | 1 | 8.01 |
| 5/16/2015 | 14:00:00 | 13.97 | 57.16 | 11.01 | 111.5 | 1 | 7.98 |
| 5/16/2015 | 15:00:00 | 14.1 | 57.39 | 11.07 | 112.5 | 1 | 8 |
| 5/16/2015 | 16:00:00 | 14.26 | 57.67 | 11.05 | 112.7 | 1 | 8.03 |
| 5/16/2015 | 17:00:00 | 14.43 | 57.97 | 10.85 | 111.1 | 1 | 8.03 |
| 5/16/2015 | 18:00:00 | 14.67 | 58.41 | 11.05 | 113.6 | 1 | 8 |
| 5/16/2015 | 19:00:00 | 14.86 | 58.75 | 11.03 | 113.9 | 1 | 8 |
| 5/16/2015 | 20:00:00 | 15.06 | 59.11 | 10.77 | 111.7 | 1 | 8 |
| 5/16/2015 | 21:00:00 | 15.26 | 59.47 | 10.72 | 111.7 | 1 | 7.98 |
| 5/16/2015 | 22:00:00 | 15.43 | 59.77 | 10.7 | 111.9 | 1 | 8 |
| 5/16/2015 | 23:00:00 | 15.44 | 59.8 | 10.77 | 112.7 | 1 | 8 |
| 5/17/2015 | 0:00:00 | 15.37 | 59.66 | 10.72 | 112 | 1 | 7.94 |
| 5/17/2015 | 1:00:00 | 15.29 | 59.53 | 10.66 | 111.1 | 1 | 7.96 |
| 5/17/2015 | 2:00:00 | 15.26 | 59.48 | 10.49 | 109.3 | 1 | 8.01 |
| 5/17/2015 | 3:00:00 | 15.21 | 59.38 | 10.61 | 110.4 | 1 | 7.96 |
| 5/17/2015 | 4:00:00 | 15.14 | 59.26 | 10.38 | 107.9 | 1 | 8.03 |
| 5/17/2015 | 5:00:00 | 15.05 | 59.1 | 10.59 | 109.9 | 1 | 8 |
| 5/17/2015 | 6:00:00 | 14.96 | 58.93 | 10.41 | 107.8 | 1 | 7.93 |
| 5/17/2015 | 7:00:00 | 14.89 | 58.81 | 10.44 | 107.9 | 1 | 7.98 |
| 5/17/2015 | 8:00:00 | 14.83 | 58.7 | 10.43 | 107.6 | 1 | 7.98 |
| 5/17/2015 | 9:00:00 | 14.75 | 58.56 | 10.69 | 110.1 | 1 | 7.93 |
| 5/17/2015 | 10:00:00 | 14.67 | 58.4 | 10.67 | 109.7 | 1 | 7.98 |
| 5/17/2015 | 11:00:00 | 14.57 | 58.23 | 10.57 | 108.5 | 1 | 7.94 |
| 5/17/2015 | 12:00:00 | 14.48 | 58.07 | 10.76 | 110.2 | 1 | 7.96 |
| 5/17/2015 | 13:00:00 | 14.43 | 57.99 | 10.81 | 110.7 | 1 | 7.98 |
| 5/17/2015 | 14:00:00 | 14.46 | 58.04 | 10.83 | 110.9 | 1 | 7.94 |
| 5/17/2015 | 15:00:00 | 14.58 | 58.26 | 10.65 | 109.3 | 1 | 7.94 |
| 5/17/2015 | 16:00:00 | 14.69 | 58.45 | 10.88 | 111.9 | 1 | 7.96 |
| 5/17/2015 | 17:00:00 | 14.85 | 58.73 | 10.84 | 112 | 1 | 7.93 |
| 5/17/2015 | 18:00:00 | 14.94 | 58.89 | 10.64 | 110.1 | 1 | 7.93 |
| 5/17/2015 | 19:00:00 | 15.02 | 59.03 | 10.57 | 109.5 | 1 | 7.96 |
| 5/17/2015 | 20:00:00 | 15.08 | 59.15 | 10.72 | 111.3 | 1 | 7.93 |
| 5/17/2015 | 21:00:00 | 15.12 | 59.22 | 10.72 | 111.4 | 1 | 7.93 |
| 5/17/2015 | 22:00:00 | 15.16 | 59.29 | 10.45 | 108.6 | 1 | 7.91 |
| 5/17/2015 | 23:00:00 | 15.16 | 59.3 | 10.64 | 110.6 | 1 | 7.96 |
| 5/18/2015 | 0:00:00 | 15.2 | 59.37 | 10.65 | 110.8 | 1 | 7.94 |
| 5/18/2015 | 1:00:00 | 15.21 | 59.38 | 10.56 | 109.9 | 1 | 7.94 |
| 5/18/2015 | 2:00:00 | 15.2 | 59.36 | 10.52 | 109.5 | 1 | 7.94 |
| 5/18/2015 | 3:00:00 | 15.18 | 59.33 | 10.52 | 109.4 | 1 | 7.93 |
| 5/18/2015 | 4:00:00 | 15.14 | 59.26 | 10.29 | 106.9 | 1 | 7.91 |
| 5/18/2015 | 5:00:00 | 15.1 | 59.19 | 10.51 | 109.1 | 1 | 7.93 |
| 5/18/2015 | 6:00:00 | 15.06 | 59.11 | 10.51 | 109 | 1 | 7.91 |

| | | | | | | | |
|-----------|----------|-------|-------|-------|-------|---|------|
| 5/18/2015 | 7:00:00 | 15 | 59.01 | 10.48 | 108.5 | 1 | 7.89 |
| 5/18/2015 | 8:00:00 | 14.93 | 58.88 | 10.27 | 106.3 | 1 | 7.91 |
| 5/18/2015 | 9:00:00 | 14.86 | 58.75 | 10.51 | 108.6 | 1 | 7.86 |
| 5/18/2015 | 10:00:00 | 14.81 | 58.67 | 10.57 | 109.1 | 1 | 7.89 |
| 5/18/2015 | 11:00:00 | 14.77 | 58.6 | 10.56 | 108.9 | 1 | 7.88 |
| 5/18/2015 | 12:00:00 | 14.82 | 58.68 | 10.62 | 109.6 | 1 | 7.91 |
| 5/18/2015 | 13:00:00 | 15.01 | 59.02 | 10.82 | 112.2 | 1 | 7.89 |
| 5/18/2015 | 14:00:00 | 15.26 | 59.46 | 10.72 | 111.7 | 1 | 7.89 |
| 5/18/2015 | 15:00:00 | 15.58 | 60.04 | 10.96 | 115 | 1 | 7.88 |
| 5/18/2015 | 16:00:00 | 15.91 | 60.64 | 11.01 | 116.3 | 1 | 7.93 |
| 5/18/2015 | 17:00:00 | 16.23 | 61.21 | 10.62 | 113 | 1 | 7.91 |
| 5/18/2015 | 18:00:00 | 16.43 | 61.58 | 10.53 | 112.5 | 1 | 7.91 |
| 5/18/2015 | 19:00:00 | 16.42 | 61.56 | 10.69 | 114.2 | 1 | 7.93 |
| 5/18/2015 | 20:00:00 | 16.41 | 61.55 | 10.77 | 115 | 1 | 7.91 |
| 5/18/2015 | 21:00:00 | 16.4 | 61.52 | 10.48 | 111.9 | 1 | 7.88 |
| 5/18/2015 | 22:00:00 | 16.34 | 61.41 | 10.47 | 111.7 | 1 | 7.79 |
| 5/18/2015 | 23:00:00 | 16.31 | 61.36 | 10.44 | 111.3 | 1 | 7.91 |
| 5/19/2015 | 0:00:00 | 16.28 | 61.3 | 10.52 | 112 | 1 | 7.86 |
| 5/19/2015 | 1:00:00 | 16.22 | 61.21 | 10.53 | 111.9 | 1 | 7.84 |
| 5/19/2015 | 2:00:00 | 16.16 | 61.09 | 10.25 | 108.8 | 1 | 7.88 |
| 5/19/2015 | 3:00:00 | 16.06 | 60.92 | 10.43 | 110.5 | 1 | 7.77 |
| 5/19/2015 | 4:00:00 | 15.91 | 60.64 | 10.31 | 108.9 | 1 | 7.89 |
| 5/19/2015 | 5:00:00 | 15.73 | 60.32 | 10.48 | 110.3 | 1 | 7.91 |
| 5/19/2015 | 6:00:00 | 15.51 | 59.92 | 10.53 | 110.3 | 1 | 7.89 |
| 5/19/2015 | 7:00:00 | 15.23 | 59.42 | 10.44 | 108.7 | 1 | 7.81 |
| 5/19/2015 | 8:00:00 | 14.94 | 58.9 | 10.71 | 110.8 | 1 | 7.86 |
| 5/19/2015 | 9:00:00 | 14.69 | 58.44 | 10.83 | 111.5 | 1 | 7.89 |
| 5/19/2015 | 10:00:00 | 14.48 | 58.07 | 10.92 | 111.9 | 1 | 7.88 |
| 5/19/2015 | 11:00:00 | 14.29 | 57.72 | 10.61 | 108.3 | 1 | 7.88 |
| 5/19/2015 | 12:00:00 | 14.1 | 57.39 | 10.73 | 109 | 1 | 7.83 |
| 5/19/2015 | 13:00:00 | 14.06 | 57.32 | 11.04 | 112.1 | 1 | 7.84 |
| 5/19/2015 | 14:00:00 | 14.09 | 57.36 | 10.9 | 110.7 | 1 | 7.88 |
| 5/19/2015 | 15:00:00 | 14.07 | 57.33 | 11.34 | 115.2 | 1 | 7.86 |
| 5/19/2015 | 16:00:00 | 14.11 | 57.4 | 11.2 | 113.8 | 1 | 7.86 |
| 5/19/2015 | 17:00:00 | 14.17 | 57.5 | 11.26 | 114.5 | 1 | 7.86 |
| 5/19/2015 | 18:00:00 | 14.38 | 57.89 | 11.45 | 117.1 | 1 | 7.83 |
| 5/19/2015 | 19:00:00 | 14.55 | 58.2 | 11.47 | 117.7 | 1 | 7.88 |
| 5/19/2015 | 20:00:00 | 14.78 | 58.61 | 11.22 | 115.7 | 1 | 7.89 |
| 5/19/2015 | 21:00:00 | 14.89 | 58.81 | 11.12 | 114.9 | 1 | 7.81 |
| 5/19/2015 | 22:00:00 | 14.89 | 58.81 | 11.04 | 114.1 | 1 | 7.77 |
| 5/19/2015 | 23:00:00 | 14.82 | 58.68 | 10.88 | 112.3 | 1 | 7.84 |
| 5/20/2015 | 0:00:00 | 14.71 | 58.47 | 10.85 | 111.7 | 1 | 7.79 |
| 5/20/2015 | 1:00:00 | 14.69 | 58.44 | 10.91 | 112.3 | 1 | 7.84 |
| 5/20/2015 | 2:00:00 | 14.59 | 58.27 | 10.58 | 108.6 | 1 | 7.81 |
| 5/20/2015 | 3:00:00 | 14.5 | 58.11 | 10.78 | 110.5 | 1 | 7.81 |
| 5/20/2015 | 4:00:00 | 14.47 | 58.05 | 10.8 | 110.6 | 1 | 7.79 |
| 5/20/2015 | 5:00:00 | 14.39 | 57.91 | 10.76 | 110 | 1 | 7.84 |

| | | | | | | | |
|-----------|----------|-------|-------|-------|-------|---|------|
| 5/20/2015 | 6:00:00 | 14.34 | 57.81 | 10.78 | 110.1 | 1 | 7.84 |
| 5/20/2015 | 7:00:00 | 14.19 | 57.55 | 10.55 | 107.4 | 1 | 7.83 |
| 5/20/2015 | 8:00:00 | 14.07 | 57.33 | 10.73 | 108.9 | 1 | 7.83 |
| 5/20/2015 | 9:00:00 | 13.88 | 56.99 | 10.56 | 106.8 | 1 | 7.84 |
| 5/20/2015 | 10:00:00 | 13.73 | 56.72 | 10.81 | 109 | 1 | 7.79 |
| 5/20/2015 | 11:00:00 | 13.59 | 56.46 | 10.68 | 107.3 | 1 | 7.79 |
| 5/20/2015 | 12:00:00 | 13.55 | 56.4 | 11 | 110.5 | 1 | 7.83 |
| 5/20/2015 | 13:00:00 | 13.65 | 56.58 | 10.84 | 109 | 1 | 7.79 |
| 5/20/2015 | 14:00:00 | 13.92 | 57.06 | 10.85 | 109.8 | 1 | 7.83 |
| 5/20/2015 | 15:00:00 | 14.27 | 57.69 | 11.13 | 113.5 | 1 | 7.79 |
| 5/20/2015 | 16:00:00 | 14.63 | 58.34 | 11.1 | 114.1 | 1 | 7.81 |
| 5/20/2015 | 17:00:00 | 14.97 | 58.94 | 10.82 | 112 | 1 | 7.77 |
| 5/20/2015 | 18:00:00 | 15.3 | 59.54 | 11.02 | 114.9 | 1 | 7.79 |
| 5/20/2015 | 19:00:00 | 15.4 | 59.72 | 10.85 | 113.4 | 1 | 7.79 |
| 5/20/2015 | 20:00:00 | 15.46 | 59.84 | 10.59 | 110.8 | 1 | 7.81 |
| 5/20/2015 | 21:00:00 | 15.48 | 59.87 | 10.73 | 112.3 | 1 | 7.81 |
| 5/20/2015 | 22:00:00 | 15.51 | 59.92 | 10.77 | 112.8 | 1 | 7.79 |
| 5/20/2015 | 23:00:00 | 15.53 | 59.96 | 10.37 | 108.6 | 1 | 7.83 |
| 5/21/2015 | 0:00:00 | 15.58 | 60.04 | 10.35 | 108.6 | 1 | 7.81 |
| 5/21/2015 | 1:00:00 | 15.6 | 60.08 | 10.5 | 110.2 | 1 | 7.83 |
| 5/21/2015 | 2:00:00 | 15.56 | 60.01 | 10.24 | 107.4 | 1 | 7.81 |
| 5/21/2015 | 3:00:00 | 15.51 | 59.92 | 10.36 | 108.5 | 1 | 7.83 |
| 5/21/2015 | 4:00:00 | 15.43 | 59.77 | 10.38 | 108.6 | 1 | 7.77 |
| 5/21/2015 | 5:00:00 | 15.34 | 59.62 | 10.18 | 106.2 | 1 | 7.83 |
| 5/21/2015 | 6:00:00 | 15.19 | 59.35 | 10.25 | 106.6 | 1 | 7.83 |
| 5/21/2015 | 7:00:00 | 15.03 | 59.05 | 10.43 | 108.1 | 1 | 7.77 |
| 5/21/2015 | 8:00:00 | 14.81 | 58.66 | 10.26 | 105.8 | 1 | 7.81 |
| 5/21/2015 | 9:00:00 | 14.6 | 58.29 | 10.54 | 108.2 | 1 | 7.79 |
| 5/21/2015 | 10:00:00 | 14.43 | 57.99 | 10.61 | 108.6 | 1 | 7.76 |
| 5/21/2015 | 11:00:00 | 14.3 | 57.75 | 10.65 | 108.7 | 1 | 7.77 |
| 5/21/2015 | 12:00:00 | 14.22 | 57.61 | 10.69 | 108.9 | 1 | 7.76 |
| 5/21/2015 | 13:00:00 | 14.22 | 57.61 | 10.72 | 109.2 | 1 | 7.77 |
| 5/21/2015 | 14:00:00 | 14.33 | 57.79 | 10.78 | 110.1 | 1 | 7.77 |

Out of water, main
& calibration

| | | | | | | | |
|-----------|----------|-------|-------|------|------|---|------|
| 5/21/2015 | 17:00:00 | 15.22 | 59.39 | 9.12 | 94 | 1 | 9.2 |
| 5/21/2015 | 18:00:00 | 15.54 | 59.98 | 9.2 | 95.5 | 1 | 9 |
| 5/21/2015 | 19:00:00 | 15.83 | 60.5 | 9.11 | 95.1 | 1 | 8.98 |
| 5/21/2015 | 20:00:00 | 16.02 | 60.85 | 9.02 | 94.6 | 1 | 8.95 |
| 5/21/2015 | 21:00:00 | 16.17 | 61.1 | 8.88 | 93.4 | 1 | 9 |
| 5/21/2015 | 22:00:00 | 16.23 | 61.22 | 8.5 | 89.5 | 1 | 9.18 |
| 5/21/2015 | 23:00:00 | 16.13 | 61.05 | 8.46 | 88.9 | 1 | 9.17 |
| 5/22/2015 | 0:00:00 | 15.99 | 60.79 | 8.37 | 87.7 | 1 | 9.1 |
| 5/22/2015 | 1:00:00 | 15.84 | 60.51 | 8.26 | 86.3 | 1 | 9.1 |
| 5/22/2015 | 2:00:00 | 15.69 | 60.25 | 8.47 | 88.2 | 1 | 8.9 |
| 5/22/2015 | 3:00:00 | 15.61 | 60.1 | 8.35 | 86.8 | 1 | 8.93 |
| 5/22/2015 | 4:00:00 | 15.55 | 59.99 | 8.19 | 85 | 1 | 8.9 |

| | | | | | | | |
|-----------|----------|-------|-------|------|------|---|------|
| 5/22/2015 | 5:00:00 | 15.48 | 59.87 | 8.33 | 86.4 | 1 | 8.85 |
| 5/22/2015 | 6:00:00 | 15.37 | 59.67 | 8.26 | 85.5 | 1 | 8.79 |
| 5/22/2015 | 7:00:00 | 15.26 | 59.46 | 8.4 | 86.7 | 1 | 8.81 |
| 5/22/2015 | 8:00:00 | 15.03 | 59.06 | 8.29 | 85.1 | 1 | 8.78 |
| 5/22/2015 | 9:00:00 | 14.83 | 58.69 | 8.18 | 83.6 | 1 | 8.69 |
| 5/22/2015 | 10:00:00 | 14.52 | 58.13 | 8.27 | 84 | 1 | 8.71 |
| 5/22/2015 | 11:00:00 | 14.33 | 57.79 | 8.16 | 82.5 | 1 | 8.71 |
| 5/22/2015 | 12:00:00 | 14.11 | 57.4 | 8.27 | 83.2 | 1 | 8.69 |
| 5/22/2015 | 13:00:00 | 14.03 | 57.26 | 8.2 | 82.4 | 1 | 8.64 |
| 5/22/2015 | 14:00:00 | 14.15 | 57.48 | 8.46 | 85.3 | 1 | 8.68 |
| 5/22/2015 | 15:00:00 | 14.36 | 57.86 | 8.44 | 85.4 | 1 | 8.64 |
| 5/22/2015 | 16:00:00 | 14.74 | 58.53 | 8.36 | 85.2 | 1 | 8.59 |
| 5/22/2015 | 17:00:00 | 15.1 | 59.18 | 6.38 | 65.5 | 1 | 8.62 |
| 5/22/2015 | 18:00:00 | 15.52 | 59.94 | 6.12 | 63.5 | 1 | 8.61 |
| 5/22/2015 | 19:00:00 | 15.81 | 60.47 | 6.18 | 64.5 | 1 | 8.62 |
| 5/22/2015 | 20:00:00 | 16.12 | 61.03 | 7.16 | 75.2 | 1 | 8.57 |
| 5/22/2015 | 21:00:00 | 16.29 | 61.32 | 7.11 | 75 | 1 | 8.59 |
| 5/22/2015 | 22:00:00 | 16.33 | 61.41 | 7.05 | 74.5 | 1 | 8.56 |
| 5/22/2015 | 23:00:00 | 16.28 | 61.3 | 7.16 | 75.5 | 1 | 8.56 |
| 5/23/2015 | 0:00:00 | 16.16 | 61.1 | 7.14 | 75.1 | 1 | 8.54 |
| 5/23/2015 | 1:00:00 | 16.03 | 60.85 | 7.17 | 75.2 | 1 | 8.52 |
| 5/23/2015 | 2:00:00 | 16.04 | 60.88 | 7.34 | 77 | 1 | 8.51 |
| 5/23/2015 | 3:00:00 | 15.95 | 60.72 | 7.33 | 76.7 | 1 | 8.51 |
| 5/23/2015 | 4:00:00 | 15.95 | 60.71 | 7.35 | 77 | 1 | 8.52 |
| 5/23/2015 | 5:00:00 | 15.84 | 60.51 | 7.29 | 76.1 | 1 | 8.49 |
| 5/23/2015 | 6:00:00 | 15.76 | 60.37 | 7.3 | 76.1 | 1 | 8.47 |
| 5/23/2015 | 7:00:00 | 15.64 | 60.16 | 6.85 | 71.3 | 1 | 8.49 |
| 5/23/2015 | 8:00:00 | 15.49 | 59.89 | 7.49 | 77.6 | 1 | 8.45 |
| 5/23/2015 | 9:00:00 | 15.3 | 59.55 | 7.28 | 75.1 | 1 | 8.45 |
| 5/23/2015 | 10:00:00 | 15.08 | 59.16 | 7.3 | 75 | 1 | 8.44 |
| 5/23/2015 | 11:00:00 | 14.91 | 58.85 | 7.45 | 76.3 | 1 | 8.44 |
| 5/23/2015 | 12:00:00 | 14.78 | 58.61 | 7.47 | 76.2 | 1 | 8.4 |
| 5/23/2015 | 13:00:00 | 14.72 | 58.5 | 7.48 | 76.3 | 1 | 8.42 |
| 5/23/2015 | 14:00:00 | 14.9 | 58.82 | 7.44 | 76.1 | 1 | 8.35 |
| 5/23/2015 | 15:00:00 | 15.14 | 59.26 | 7.62 | 78.4 | 1 | 8.39 |
| 5/23/2015 | 16:00:00 | 15.47 | 59.85 | 7.47 | 77.4 | 1 | 8.39 |
| 5/23/2015 | 17:00:00 | 15.83 | 60.5 | 7.08 | 74 | 1 | 8.4 |
| 5/23/2015 | 18:00:00 | 16.16 | 61.09 | 6.86 | 72.1 | 1 | 8.37 |
| 5/23/2015 | 19:00:00 | 16.55 | 61.8 | 6.84 | 72.6 | 1 | 8.37 |
| 5/23/2015 | 20:00:00 | 16.82 | 62.28 | 7.15 | 76.3 | 1 | 8.37 |
| 5/23/2015 | 21:00:00 | 17.02 | 62.64 | 7.23 | 77.5 | 1 | 8.37 |
| 5/23/2015 | 22:00:00 | 17.04 | 62.68 | 7.23 | 77.4 | 1 | 8.35 |
| 5/23/2015 | 23:00:00 | 17.01 | 62.63 | 6.99 | 74.9 | 1 | 8.37 |
| 5/24/2015 | 0:00:00 | 16.93 | 62.48 | 6.98 | 74.6 | 1 | 8.35 |
| 5/24/2015 | 1:00:00 | 16.89 | 62.4 | 6.93 | 74 | 1 | 8.35 |
| 5/24/2015 | 2:00:00 | 16.87 | 62.37 | 7.07 | 75.4 | 1 | 8.23 |
| 5/24/2015 | 3:00:00 | 16.89 | 62.4 | 6.76 | 72.1 | 1 | 8.3 |

| | | | | | | | |
|-----------|----------|-------|-------|------|------|---|------|
| 5/24/2015 | 4:00:00 | 16.93 | 62.48 | 6.45 | 68.9 | 1 | 8.3 |
| 5/24/2015 | 5:00:00 | 16.97 | 62.55 | 5.93 | 63.5 | 1 | 8.32 |
| 5/24/2015 | 6:00:00 | 16.94 | 62.5 | 5.99 | 64 | 1 | 8.25 |
| 5/24/2015 | 7:00:00 | 16.91 | 62.44 | 6.25 | 66.7 | 1 | 8.3 |
| 5/24/2015 | 8:00:00 | 16.82 | 62.27 | 5.96 | 63.6 | 1 | 8.23 |
| 5/24/2015 | 9:00:00 | 16.68 | 62.03 | 6.15 | 65.4 | 1 | 8.28 |
| 5/24/2015 | 10:00:00 | 16.58 | 61.85 | 6.12 | 65 | 1 | 8.27 |
| 5/24/2015 | 11:00:00 | 16.48 | 61.67 | 6.03 | 63.9 | 1 | 8.27 |
| 5/24/2015 | 12:00:00 | 16.36 | 61.46 | 6.04 | 63.8 | 1 | 8.27 |
| 5/24/2015 | 13:00:00 | 16.28 | 61.3 | 6.14 | 64.7 | 1 | 8.28 |
| 5/24/2015 | 14:00:00 | 16.31 | 61.36 | 6.33 | 66.8 | 1 | 8.18 |
| 5/24/2015 | 15:00:00 | 16.34 | 61.41 | 6.45 | 68.2 | 1 | 8.25 |
| 5/24/2015 | 16:00:00 | 16.49 | 61.69 | 6.5 | 68.9 | 1 | 8.25 |
| 5/24/2015 | 17:00:00 | 16.66 | 61.99 | 6.52 | 69.3 | 1 | 8.2 |
| 5/24/2015 | 18:00:00 | 16.82 | 62.27 | 6.32 | 67.4 | 1 | 8.22 |
| 5/24/2015 | 19:00:00 | 17 | 62.6 | 6.21 | 66.4 | 1 | 8.23 |
| 5/24/2015 | 20:00:00 | 17.12 | 62.82 | 6.06 | 65 | 1 | 8.23 |
| 5/24/2015 | 21:00:00 | 17.2 | 62.96 | 6.46 | 69.5 | 1 | 8.23 |
| 5/24/2015 | 22:00:00 | 17.18 | 62.92 | 6.22 | 66.8 | 1 | 8.15 |
| 5/24/2015 | 23:00:00 | 17.09 | 62.76 | 6.19 | 66.4 | 1 | 8.18 |
| 5/25/2015 | 0:00:00 | 17.01 | 62.63 | 6.07 | 65 | 1 | 8.2 |
| 5/25/2015 | 1:00:00 | 16.94 | 62.49 | 5.64 | 60.3 | 1 | 8.2 |
| 5/25/2015 | 2:00:00 | 16.88 | 62.39 | 5.36 | 57.2 | 1 | 8.18 |
| 5/25/2015 | 3:00:00 | 16.82 | 62.27 | 5.15 | 54.9 | 1 | 8.2 |
| 5/25/2015 | 4:00:00 | 16.77 | 62.19 | 5.07 | 54 | 1 | 8.17 |
| 5/25/2015 | 5:00:00 | 16.72 | 62.1 | 5.04 | 53.6 | 1 | 8.15 |
| 5/25/2015 | 6:00:00 | 16.66 | 62 | 5.01 | 53.3 | 1 | 8.15 |
| 5/25/2015 | 7:00:00 | 16.62 | 61.92 | 4.98 | 52.9 | 1 | 8.17 |
| 5/25/2015 | 8:00:00 | 16.55 | 61.79 | 4.79 | 50.8 | 1 | 8.17 |
| 5/25/2015 | 9:00:00 | 16.48 | 61.67 | 5.23 | 55.3 | 1 | 8.08 |
| 5/25/2015 | 10:00:00 | 16.38 | 61.48 | 4.88 | 51.6 | 1 | 8.11 |
| 5/25/2015 | 11:00:00 | 16.28 | 61.31 | 4.97 | 52.4 | 1 | 8.11 |
| 5/25/2015 | 12:00:00 | 16.2 | 61.16 | 5.23 | 55.1 | 1 | 8.1 |
| 5/25/2015 | 13:00:00 | 16.12 | 61.02 | 4.63 | 48.6 | 1 | 8.08 |
| 5/25/2015 | 14:00:00 | 16.05 | 60.9 | 4.79 | 50.3 | 1 | 8.1 |
| 5/25/2015 | 15:00:00 | 16.01 | 60.82 | 4.81 | 50.4 | 1 | 8.11 |
| 5/25/2015 | 16:00:00 | 16 | 60.8 | 4.8 | 50.3 | 1 | 8.1 |
| 5/25/2015 | 17:00:00 | 16.07 | 60.93 | 4.93 | 51.7 | 1 | 8.1 |
| 5/25/2015 | 18:00:00 | 16.23 | 61.21 | 4.82 | 50.8 | 1 | 8.05 |
| 5/25/2015 | 19:00:00 | 16.32 | 61.38 | 5.2 | 54.9 | 1 | 8.1 |
| 5/25/2015 | 20:00:00 | 16.55 | 61.8 | 5.29 | 56.1 | 1 | 8.08 |
| 5/25/2015 | 21:00:00 | 16.64 | 61.95 | 5.51 | 58.6 | 1 | 8.11 |
| 5/25/2015 | 22:00:00 | 16.69 | 62.05 | 5.18 | 55.1 | 1 | 8.37 |
| 5/25/2015 | 23:00:00 | 16.64 | 61.95 | 5.33 | 56.6 | 1 | 8.35 |
| 5/26/2015 | 0:00:00 | 16.6 | 61.88 | 5.02 | 53.3 | 1 | 8.01 |
| 5/26/2015 | 1:00:00 | 16.53 | 61.76 | 5.52 | 58.5 | 1 | 8.25 |
| 5/26/2015 | 2:00:00 | 16.5 | 61.71 | 4.83 | 51.2 | 1 | 8.08 |

| | | | | | | | |
|-----------|----------|-------|-------|------|------|---|------|
| 5/26/2015 | 3:00:00 | 16.47 | 61.66 | 4.64 | 49.1 | 1 | 8.03 |
| 5/26/2015 | 4:00:00 | 16.41 | 61.55 | 5.32 | 56.2 | 1 | 8.06 |
| 5/26/2015 | 5:00:00 | 16.33 | 61.39 | 5.09 | 53.7 | 1 | 8.03 |
| 5/26/2015 | 6:00:00 | 16.28 | 61.31 | 5.19 | 54.8 | 1 | 8.01 |
| 5/26/2015 | 7:00:00 | 16.25 | 61.25 | 4.9 | 51.7 | 1 | 8 |
| 5/26/2015 | 8:00:00 | 16.17 | 61.12 | 5.14 | 54.1 | 1 | 8.05 |
| 5/26/2015 | 9:00:00 | 16.1 | 60.98 | 8.06 | 84.6 | 1 | 8.03 |
| 5/26/2015 | 10:00:00 | 16.09 | 60.96 | 5.01 | 52.6 | 1 | 8 |
| 5/26/2015 | 11:00:00 | 16.12 | 61.01 | 4.98 | 52.3 | 1 | 8.01 |
| 5/26/2015 | 12:00:00 | 16.2 | 61.16 | 6.46 | 68 | 1 | 7.98 |
| 5/26/2015 | 13:00:00 | 16.34 | 61.42 | 5.67 | 59.9 | 1 | 7.98 |
| 5/26/2015 | 14:00:00 | 16.48 | 61.67 | 5.19 | 55 | 1 | 8 |
| 5/26/2015 | 15:00:00 | 16.6 | 61.88 | 5.23 | 55.5 | 1 | 7.98 |
| 5/26/2015 | 16:00:00 | 16.78 | 62.21 | 5.23 | 55.8 | 1 | 7.98 |
| 5/26/2015 | 17:00:00 | 16.88 | 62.39 | 8.08 | 86.3 | 1 | 7.98 |
| 5/26/2015 | 18:00:00 | 16.95 | 62.51 | 7.94 | 84.9 | 1 | 7.96 |
| 5/26/2015 | 19:00:00 | 16.95 | 62.52 | 8.11 | 86.8 | 1 | 7.98 |
| 5/26/2015 | 20:00:00 | 16.96 | 62.53 | 8.16 | 87.3 | 1 | 7.93 |
| 5/26/2015 | 21:00:00 | 16.96 | 62.53 | 8.19 | 87.6 | 1 | 7.98 |
| 5/26/2015 | 22:00:00 | 16.92 | 62.46 | 8.03 | 85.8 | 1 | 7.94 |
| 5/26/2015 | 23:00:00 | 16.87 | 62.37 | 7.85 | 83.8 | 1 | 7.96 |
| 5/27/2015 | 0:00:00 | 16.8 | 62.24 | 7.8 | 83.2 | 1 | 7.93 |
| 5/27/2015 | 1:00:00 | 16.7 | 62.06 | 7.44 | 79.2 | 1 | 7.93 |
| 5/27/2015 | 2:00:00 | 16.6 | 61.89 | 7.09 | 75.2 | 1 | 7.91 |
| 5/27/2015 | 3:00:00 | 16.54 | 61.78 | 4.04 | 42.9 | 1 | 7.93 |
| 5/27/2015 | 4:00:00 | 16.46 | 61.64 | 4.5 | 47.7 | 1 | 7.94 |
| 5/27/2015 | 5:00:00 | 16.4 | 61.52 | 5.64 | 59.6 | 1 | 7.93 |
| 5/27/2015 | 6:00:00 | 16.35 | 61.44 | 4.91 | 51.9 | 1 | 7.86 |
| 5/27/2015 | 7:00:00 | 16.31 | 61.36 | 4.35 | 45.9 | 1 | 7.88 |
| 5/27/2015 | 8:00:00 | 16.25 | 61.25 | 4.01 | 42.3 | 1 | 7.89 |
| 5/27/2015 | 9:00:00 | 16.2 | 61.16 | 4.06 | 42.7 | 1 | 7.84 |
| 5/27/2015 | 10:00:00 | 16.17 | 61.11 | 4.02 | 42.3 | 1 | 7.93 |
| 5/27/2015 | 11:00:00 | 16.14 | 61.05 | 4.17 | 43.8 | 1 | 7.91 |
| 5/27/2015 | 12:00:00 | 16.12 | 61.01 | 4.41 | 46.3 | 1 | 7.89 |
| 5/27/2015 | 13:00:00 | 16.12 | 61.02 | 5.06 | 53.2 | 1 | 7.86 |
| 5/27/2015 | 14:00:00 | 16.12 | 61.01 | 5.43 | 57.1 | 1 | 7.89 |
| 5/27/2015 | 15:00:00 | 16.18 | 61.12 | 6.6 | 69.4 | 1 | 7.88 |
| 5/27/2015 | 16:00:00 | 16.37 | 61.47 | 6.58 | 69.5 | 1 | 7.86 |
| 5/27/2015 | 17:00:00 | 16.66 | 61.99 | 6.13 | 65.2 | 1 | 7.86 |
| 5/27/2015 | 18:00:00 | 16.94 | 62.5 | 7.38 | 78.9 | 1 | 7.89 |
| 5/27/2015 | 19:00:00 | 17.1 | 62.78 | 5.76 | 61.8 | 1 | 7.89 |
| 5/27/2015 | 20:00:00 | 17.2 | 62.96 | 6.51 | 70 | 1 | 7.89 |
| 5/27/2015 | 21:00:00 | 17.18 | 62.93 | 6.6 | 70.9 | 1 | 7.89 |
| 5/27/2015 | 22:00:00 | 17.14 | 62.86 | 5.61 | 60.2 | 1 | 7.84 |
| 5/27/2015 | 23:00:00 | 16.99 | 62.59 | 6.47 | 69.3 | 1 | 7.86 |
| 5/28/2015 | 0:00:00 | 16.84 | 62.32 | 6.95 | 74.1 | 1 | 7.84 |
| 5/28/2015 | 1:00:00 | 16.71 | 62.07 | 7.18 | 76.4 | 1 | 7.84 |

| | | | | | | | |
|-----------|----------|-------|-------|------|------|---|------|
| 5/28/2015 | 2:00:00 | 16.56 | 61.81 | 6.49 | 68.8 | 1 | 7.86 |
| 5/28/2015 | 3:00:00 | 16.4 | 61.53 | 8.51 | 89.9 | 1 | 7.86 |
| 5/28/2015 | 4:00:00 | 16.3 | 61.34 | 8.73 | 92.1 | 1 | 7.84 |
| 5/28/2015 | 5:00:00 | 16.22 | 61.21 | 8.73 | 92 | 1 | 7.83 |
| 5/28/2015 | 6:00:00 | 16.17 | 61.12 | 8.72 | 91.8 | 1 | 7.81 |
| 5/28/2015 | 7:00:00 | 16.15 | 61.08 | 8.69 | 91.4 | 1 | 7.84 |
| 5/28/2015 | 8:00:00 | 16.15 | 61.07 | 8.64 | 90.9 | 1 | 7.86 |
| 5/28/2015 | 9:00:00 | 16.15 | 61.07 | 8.79 | 92.5 | 1 | 7.84 |
| 5/28/2015 | 10:00:00 | 16.15 | 61.07 | 8.63 | 90.8 | 1 | 7.81 |
| 5/28/2015 | 11:00:00 | 16.19 | 61.14 | 8.7 | 91.6 | 1 | 7.83 |
| 5/28/2015 | 12:00:00 | 16.23 | 61.21 | 8.72 | 91.8 | 1 | 7.83 |
| 5/28/2015 | 13:00:00 | 16.29 | 61.33 | 8.9 | 93.9 | 1 | 7.81 |
| 5/28/2015 | 14:00:00 | 16.4 | 61.52 | 8.71 | 92.1 | 1 | 7.84 |
| 5/28/2015 | 15:00:00 | 16.62 | 61.92 | 8.67 | 92.1 | 1 | 7.83 |
| 5/28/2015 | 16:00:00 | 16.88 | 62.38 | 8.7 | 92.9 | 1 | 7.83 |
| 5/28/2015 | 17:00:00 | 17.08 | 62.75 | 8.66 | 92.9 | 1 | 7.79 |
| 5/28/2015 | 18:00:00 | 17.32 | 63.18 | 8.64 | 93.1 | 1 | 7.83 |
| 5/28/2015 | 19:00:00 | 17.36 | 63.26 | 8.56 | 92.3 | 1 | 7.72 |
| 5/28/2015 | 20:00:00 | 17.3 | 63.15 | 8.63 | 93 | 1 | 7.83 |
| 5/28/2015 | 21:00:00 | 17.21 | 62.98 | 8.39 | 90.2 | 1 | 7.84 |
| 5/28/2015 | 22:00:00 | 17.19 | 62.94 | 8.59 | 92.3 | 1 | 7.77 |
| 5/28/2015 | 23:00:00 | 17.07 | 62.73 | 8.55 | 91.7 | 1 | 7.79 |
| 5/29/2015 | 0:00:00 | 17.05 | 62.7 | 8.56 | 91.7 | 1 | 7.79 |
| 5/29/2015 | 1:00:00 | 17.03 | 62.66 | 8.32 | 89.1 | 1 | 7.77 |
| 5/29/2015 | 2:00:00 | 16.98 | 62.56 | 8.33 | 89.2 | 1 | 7.71 |
| 5/29/2015 | 3:00:00 | 16.92 | 62.46 | 8.54 | 91.2 | 1 | 7.81 |
| 5/29/2015 | 4:00:00 | 16.87 | 62.37 | 8.47 | 90.4 | 1 | 7.81 |
| 5/29/2015 | 5:00:00 | 16.84 | 62.32 | 8.63 | 92.1 | 1 | 7.83 |
| 5/29/2015 | 6:00:00 | 16.85 | 62.33 | 8.63 | 92 | 1 | 7.81 |
| 5/29/2015 | 7:00:00 | 16.87 | 62.37 | 8.56 | 91.4 | 1 | 7.81 |
| 5/29/2015 | 8:00:00 | 16.89 | 62.41 | 8.61 | 92 | 1 | 7.77 |
| 5/29/2015 | 9:00:00 | 16.89 | 62.41 | 8.54 | 91.2 | 1 | 7.77 |
| 5/29/2015 | 10:00:00 | 16.92 | 62.47 | 8.32 | 88.9 | 1 | 7.76 |
| 5/29/2015 | 11:00:00 | 16.98 | 62.56 | 8.3 | 88.8 | 1 | 7.81 |
| 5/29/2015 | 12:00:00 | 17.05 | 62.7 | 8.39 | 89.9 | 1 | 7.81 |
| 5/29/2015 | 13:00:00 | 17.1 | 62.79 | 8.18 | 87.7 | 1 | 7.76 |
| 5/29/2015 | 14:00:00 | 17.19 | 62.95 | 8.29 | 89.1 | 1 | 7.76 |
| 5/29/2015 | 15:00:00 | 17.31 | 63.16 | 8.21 | 88.5 | 1 | 7.79 |
| 5/29/2015 | 16:00:00 | 17.5 | 63.5 | 8.34 | 90.2 | 1 | 7.77 |
| 5/29/2015 | 17:00:00 | 17.7 | 63.87 | 8.33 | 90.5 | 1 | 7.79 |
| 5/29/2015 | 18:00:00 | 17.92 | 64.27 | 8.2 | 89.5 | 1 | 7.81 |
| 5/29/2015 | 19:00:00 | 18.1 | 64.58 | 8.24 | 90.2 | 1 | 7.72 |
| 5/29/2015 | 20:00:00 | 18.17 | 64.7 | 8.09 | 88.7 | 1 | 7.79 |
| 5/29/2015 | 21:00:00 | 18.16 | 64.7 | 8.06 | 88.4 | 1 | 7.81 |
| 5/29/2015 | 22:00:00 | 18.05 | 64.49 | 7.95 | 87 | 1 | 7.79 |
| 5/29/2015 | 23:00:00 | 17.9 | 64.23 | 8.13 | 88.6 | 1 | 7.77 |
| 5/30/2015 | 0:00:00 | 17.8 | 64.05 | 8.19 | 89.2 | 1 | 7.77 |

| | | | | | | | |
|-----------|----------|-------|-------|------|------|---|------|
| 5/30/2015 | 1:00:00 | 17.73 | 63.92 | 8.14 | 88.5 | 1 | 7.79 |
| 5/30/2015 | 2:00:00 | 17.67 | 63.81 | 8.27 | 89.8 | 1 | 7.77 |
| 5/30/2015 | 3:00:00 | 17.61 | 63.71 | 8.15 | 88.4 | 1 | 7.77 |
| 5/30/2015 | 4:00:00 | 17.54 | 63.57 | 8.26 | 89.4 | 1 | 7.79 |
| 5/30/2015 | 5:00:00 | 17.47 | 63.45 | 8.12 | 87.8 | 1 | 7.76 |
| 5/30/2015 | 6:00:00 | 17.4 | 63.32 | 8.28 | 89.3 | 1 | 7.77 |
| 5/30/2015 | 7:00:00 | 17.34 | 63.22 | 8.25 | 89 | 1 | 7.77 |
| 5/30/2015 | 8:00:00 | 17.3 | 63.15 | 8.14 | 87.7 | 1 | 7.74 |
| 5/30/2015 | 9:00:00 | 17.26 | 63.07 | 8.31 | 89.4 | 1 | 7.74 |
| 5/30/2015 | 10:00:00 | 17.23 | 63.02 | 8.29 | 89.2 | 1 | 7.72 |
| 5/30/2015 | 11:00:00 | 17.21 | 62.99 | 8.29 | 89.1 | 1 | 7.72 |
| 5/30/2015 | 12:00:00 | 17.21 | 62.99 | 8.28 | 89 | 1 | 7.69 |
| 5/30/2015 | 13:00:00 | 17.26 | 63.08 | 8.27 | 89 | 1 | 7.72 |
| 5/30/2015 | 14:00:00 | 17.31 | 63.17 | 8.07 | 86.9 | 1 | 7.71 |
| 5/30/2015 | 15:00:00 | 17.39 | 63.3 | 8.2 | 88.5 | 1 | 7.72 |
| 5/30/2015 | 16:00:00 | 17.45 | 63.41 | 8.21 | 88.7 | 1 | 7.74 |
| 5/30/2015 | 17:00:00 | 17.57 | 63.62 | 8.19 | 88.7 | 1 | 7.61 |
| 5/30/2015 | 18:00:00 | 17.63 | 63.74 | 8.05 | 87.4 | 1 | 7.74 |
| 5/30/2015 | 19:00:00 | 17.72 | 63.89 | 8.17 | 88.8 | 1 | 7.69 |
| 5/30/2015 | 20:00:00 | 17.77 | 64 | 8.05 | 87.6 | 1 | 7.71 |
| 5/30/2015 | 21:00:00 | 17.85 | 64.13 | 8.06 | 87.8 | 1 | 7.72 |
| 5/30/2015 | 22:00:00 | 17.82 | 64.08 | 8.01 | 87.3 | 1 | 7.71 |
| 5/30/2015 | 23:00:00 | 17.7 | 63.86 | 7.84 | 85.2 | 1 | 7.72 |
| 5/31/2015 | 0:00:00 | 17.55 | 63.6 | 8.05 | 87.2 | 1 | 7.74 |
| 5/31/2015 | 1:00:00 | 17.39 | 63.3 | 8.29 | 89.5 | 1 | 7.71 |
| 5/31/2015 | 2:00:00 | 17.21 | 62.98 | 8.33 | 89.5 | 1 | 7.69 |
| 5/31/2015 | 3:00:00 | 17 | 62.6 | 8.32 | 89.1 | 1 | 7.72 |
| 5/31/2015 | 4:00:00 | 16.81 | 62.26 | 8.29 | 88.4 | 1 | 7.61 |
| 5/31/2015 | 5:00:00 | 16.63 | 61.94 | 8.38 | 89 | 1 | 7.72 |
| 5/31/2015 | 6:00:00 | 16.51 | 61.71 | 8.18 | 86.7 | 1 | 7.66 |
| 5/31/2015 | 7:00:00 | 16.41 | 61.54 | 8.11 | 85.7 | 1 | 7.69 |
| 5/31/2015 | 8:00:00 | 16.34 | 61.41 | 8.19 | 86.5 | 1 | 7.67 |
| 5/31/2015 | 9:00:00 | 16.26 | 61.27 | 8.37 | 88.2 | 1 | 7.67 |
| 5/31/2015 | 10:00:00 | 16.18 | 61.14 | 8.33 | 87.6 | 1 | 7.66 |
| 5/31/2015 | 11:00:00 | 16.15 | 61.07 | 8.38 | 88.1 | 1 | 7.69 |
| 5/31/2015 | 12:00:00 | 16.18 | 61.13 | 8.25 | 86.8 | 1 | 7.69 |
| 5/31/2015 | 13:00:00 | 16.35 | 61.43 | 8.43 | 89.1 | 1 | 7.62 |
| 5/31/2015 | 14:00:00 | 16.57 | 61.83 | 8.16 | 86.5 | 1 | 7.66 |
| 5/31/2015 | 15:00:00 | 16.81 | 62.26 | 8.31 | 88.6 | 1 | 7.67 |
| 5/31/2015 | 16:00:00 | 17.14 | 62.86 | 8.26 | 88.6 | 1 | 7.66 |
| 5/31/2015 | 17:00:00 | 17.46 | 63.43 | 8.16 | 88.2 | 1 | 7.67 |
| 5/31/2015 | 18:00:00 | 17.69 | 63.85 | 8.11 | 88.1 | 1 | 7.69 |
| 5/31/2015 | 19:00:00 | 17.94 | 64.29 | 8.1 | 88.4 | 1 | 7.69 |
| 5/31/2015 | 20:00:00 | 18.09 | 64.57 | 7.97 | 87.3 | 1 | 7.67 |
| 5/31/2015 | 21:00:00 | 18.13 | 64.64 | 7.77 | 85.2 | 1 | 7.66 |
| 5/31/2015 | 22:00:00 | 18.08 | 64.54 | 7.95 | 87.1 | 1 | 7.67 |
| 5/31/2015 | 23:00:00 | 17.92 | 64.27 | 7.93 | 86.6 | 1 | 7.67 |

| | | | | | | | |
|----------|----------|-------|-------|------|------|---|------|
| 6/1/2015 | 0:00:00 | 17.74 | 63.93 | 7.98 | 86.8 | 1 | 7.66 |
| 6/1/2015 | 1:00:00 | 17.52 | 63.54 | 7.84 | 84.8 | 1 | 7.66 |
| 6/1/2015 | 2:00:00 | 17.26 | 63.08 | 8.06 | 86.8 | 1 | 7.66 |
| 6/1/2015 | 3:00:00 | 17.01 | 62.63 | 7.98 | 85.5 | 1 | 7.62 |
| 6/1/2015 | 4:00:00 | 16.76 | 62.18 | 8.09 | 86.2 | 1 | 7.67 |
| 6/1/2015 | 5:00:00 | 16.51 | 61.72 | 8.16 | 86.5 | 1 | 7.66 |
| 6/1/2015 | 6:00:00 | 16.28 | 61.32 | 8.06 | 85 | 1 | 7.64 |
| 6/1/2015 | 7:00:00 | 16.13 | 61.04 | 8.08 | 84.9 | 1 | 7.59 |
| 6/1/2015 | 8:00:00 | 16 | 60.8 | 8.27 | 86.7 | 1 | 7.62 |
| 6/1/2015 | 9:00:00 | 15.92 | 60.66 | 8.2 | 85.8 | 1 | 7.62 |
| 6/1/2015 | 10:00:00 | 15.81 | 60.46 | 8.12 | 84.8 | 1 | 7.62 |
| 6/1/2015 | 11:00:00 | 15.79 | 60.42 | 8.16 | 85.2 | 1 | 7.61 |
| 6/1/2015 | 12:00:00 | 15.84 | 60.52 | 8.25 | 86.2 | 1 | 7.62 |
| 6/1/2015 | 13:00:00 | 15.99 | 60.79 | 8.27 | 86.7 | 1 | 7.59 |
| 6/1/2015 | 14:00:00 | 16.23 | 61.23 | 8.23 | 86.7 | 1 | 7.59 |
| 6/1/2015 | 15:00:00 | 16.54 | 61.78 | 8.03 | 85.1 | 1 | 7.59 |
| 6/1/2015 | 16:00:00 | 16.88 | 62.39 | 8.02 | 85.6 | 1 | 7.61 |
| 6/1/2015 | 17:00:00 | 17.2 | 62.97 | 7.83 | 84.2 | 1 | 7.57 |
| 6/1/2015 | 18:00:00 | 17.55 | 63.59 | 7.74 | 83.9 | 1 | 7.59 |
| 6/1/2015 | 19:00:00 | 17.77 | 64 | 7.88 | 85.7 | 1 | 7.62 |
| 6/1/2015 | 20:00:00 | 18.01 | 64.42 | 7.71 | 84.3 | 1 | 7.62 |
| 6/1/2015 | 21:00:00 | 18.13 | 64.63 | 7.62 | 83.5 | 1 | 7.59 |
| 6/1/2015 | 22:00:00 | 18.16 | 64.68 | 7.66 | 84 | 1 | 7.59 |
| 6/1/2015 | 23:00:00 | 18.07 | 64.53 | 7.79 | 85.2 | 1 | 7.59 |
| 6/2/2015 | 0:00:00 | 17.93 | 64.27 | 7.68 | 83.8 | 1 | 7.59 |
| 6/2/2015 | 1:00:00 | 17.77 | 63.99 | 7.51 | 81.7 | 1 | 7.57 |
| 6/2/2015 | 2:00:00 | 17.56 | 63.62 | 7.67 | 83 | 1 | 7.61 |
| 6/2/2015 | 3:00:00 | 17.33 | 63.2 | 7.74 | 83.5 | 1 | 7.59 |
| 6/2/2015 | 4:00:00 | 17.11 | 62.8 | 7.69 | 82.5 | 1 | 7.59 |
| 6/2/2015 | 5:00:00 | 16.89 | 62.41 | 7.77 | 83 | 1 | 7.57 |
| 6/2/2015 | 6:00:00 | 16.68 | 62.03 | 7.75 | 82.4 | 1 | 7.59 |
| 6/2/2015 | 7:00:00 | 16.48 | 61.67 | 7.82 | 82.8 | 1 | 7.57 |
| 6/2/2015 | 8:00:00 | 16.33 | 61.4 | 7.85 | 82.8 | 1 | 7.55 |
| 6/2/2015 | 9:00:00 | 16.2 | 61.16 | 7.88 | 83 | 1 | 7.55 |
| 6/2/2015 | 10:00:00 | 16.07 | 60.93 | 7.95 | 83.5 | 1 | 7.57 |
| 6/2/2015 | 11:00:00 | 16.01 | 60.83 | 7.78 | 81.6 | 1 | 7.52 |
| 6/2/2015 | 12:00:00 | 16.05 | 60.89 | 7.76 | 81.4 | 1 | 7.52 |
| 6/2/2015 | 13:00:00 | 16.18 | 61.12 | 7.9 | 83.1 | 1 | 7.55 |
| 6/2/2015 | 14:00:00 | 16.39 | 61.51 | 7.62 | 80.6 | 1 | 7.52 |
| 6/2/2015 | 15:00:00 | 16.69 | 62.05 | 7.64 | 81.3 | 1 | 7.54 |
| 6/2/2015 | 16:00:00 | 16.99 | 62.58 | 7.87 | 84.2 | 1 | 7.55 |
| 6/2/2015 | 17:00:00 | 17.27 | 63.1 | 7.81 | 84.1 | 1 | 7.54 |
| 6/2/2015 | 18:00:00 | 17.55 | 63.6 | 7.73 | 83.7 | 1 | 7.55 |
| 6/2/2015 | 19:00:00 | 17.79 | 64.02 | 7.66 | 83.4 | 1 | 7.57 |
| 6/2/2015 | 20:00:00 | 18.04 | 64.48 | 7.4 | 81 | 1 | 7.52 |
| 6/2/2015 | 21:00:00 | 18.18 | 64.73 | 7.7 | 84.5 | 1 | 7.54 |
| 6/2/2015 | 22:00:00 | 18.25 | 64.85 | 7.68 | 84.4 | 1 | 7.5 |

| | | | | | | | |
|----------|----------|-------|-------|------|------|---|-----------------------------------|
| 6/2/2015 | 23:00:00 | 18.22 | 64.79 | 7.47 | 82 | 1 | 7.54 |
| 6/3/2015 | 0:00:00 | 18.12 | 64.63 | 7.27 | 79.6 | 1 | 7.47 |
| 6/3/2015 | 1:00:00 | 18.03 | 64.46 | 7.4 | 81 | 1 | 7.55 |
| 6/3/2015 | 2:00:00 | 17.93 | 64.27 | 7.56 | 82.5 | 1 | 7.49 |
| 6/3/2015 | 3:00:00 | 17.77 | 63.98 | 7.02 | 76.3 | 1 | 7.52 |
| 6/3/2015 | 4:00:00 | 17.6 | 63.69 | 7.47 | 81 | 1 | 7.54 |
| 6/3/2015 | 5:00:00 | 17.43 | 63.37 | 7.39 | 79.8 | 1 | 7.54 |
| 6/3/2015 | 6:00:00 | 17.27 | 63.08 | 7.36 | 79.2 | 1 | 7.54 |
| 6/3/2015 | 7:00:00 | 17.09 | 62.77 | 7.33 | 78.6 | 1 | 7.49 |
| 6/3/2015 | 8:00:00 | 16.91 | 62.45 | 7.27 | 77.7 | 1 | 7.54 |
| 6/3/2015 | 9:00:00 | 16.8 | 62.25 | 7.59 | 80.9 | 1 | 7.5 |
| 6/3/2015 | 10:00:00 | 16.7 | 62.06 | 7.65 | 81.4 | 1 | 7.5 |
| 6/3/2015 | 11:00:00 | 16.65 | 61.97 | 7.59 | 80.7 | 1 | 7.49 |
| 6/3/2015 | 12:00:00 | 16.68 | 62.03 | 7.49 | 79.7 | 1 | 7.49 |
| 6/3/2015 | 13:00:00 | 16.82 | 62.28 | 7.25 | 77.4 | 1 | 7.47 |
| 6/3/2015 | 14:00:00 | 17.05 | 62.7 | 7.38 | 79.1 | 1 | 7.45 |
| 6/3/2015 | 15:00:00 | 17.33 | 63.2 | 7.27 | 78.3 | 1 | 7.47 |
| 6/3/2015 | 16:00:00 | 17.64 | 63.76 | 6.99 | 75.9 | 1 | 7.45 |
| 6/3/2015 | 17:00:00 | 17.91 | 64.25 | 6.74 | 73.5 | 1 | 7.49 |
| 6/3/2015 | 18:00:00 | 18.23 | 64.82 | 7.01 | 77 | 1 | 7.49 |
| 6/3/2015 | 19:00:00 | 18.41 | 65.14 | 7.02 | 77.3 | 1 | 7.5 |
| 6/3/2015 | 20:00:00 | 18.55 | 65.39 | 6.94 | 76.7 | 1 | 7.47 |
| 6/3/2015 | 21:00:00 | 18.67 | 65.61 | 6.86 | 76 | 1 | 7.5 |
| 6/3/2015 | 22:00:00 | 18.73 | 65.73 | 6.69 | 74.3 | 1 | 7.45 |
| 6/3/2015 | 23:00:00 | 18.7 | 65.66 | 6.92 | 76.8 | 1 | 7.42 |
| 6/4/2015 | 0:00:00 | 18.64 | 65.56 | 6.84 | 75.7 | 1 | 7.5 |
| 6/4/2015 | 1:00:00 | 18.53 | 65.36 | 7.26 | 80.2 | 1 | 7.49 |
| 6/4/2015 | 2:00:00 | 18.4 | 65.13 | 7.37 | 81.3 | 1 | 7.5 |
| 6/4/2015 | 3:00:00 | 18.3 | 64.94 | 7.18 | 79 | 1 | 7.47 |
| 6/4/2015 | 4:00:00 | 18.15 | 64.68 | 7.19 | 78.8 | 1 | 7.49 |
| 6/4/2015 | 5:00:00 | 18.03 | 64.46 | 7.04 | 77 | 1 | 7.49 |
| 6/4/2015 | 6:00:00 | 17.87 | 64.17 | 7.44 | 81.1 | 1 | 7.47 |
| 6/4/2015 | 7:00:00 | 17.76 | 63.97 | 7.24 | 78.7 | 1 | 7.42 |
| 6/4/2015 | 8:00:00 | 17.65 | 63.77 | 7.34 | 79.6 | 1 | 7.35 |
| 6/4/2015 | 9:00:00 | 17.54 | 63.58 | 7.18 | 77.8 | 1 | 7.45 |
| 6/4/2015 | 10:00:00 | 17.49 | 63.49 | 7.36 | 79.7 | 1 | 7.44 |
| 6/4/2015 | 11:00:00 | 17.44 | 63.4 | 7.26 | 78.4 | 1 | 7.44 |
| 6/4/2015 | 12:00:00 | 17.43 | 63.37 | 7.42 | 80.1 | 1 | 7.42 |
| 6/4/2015 | 13:00:00 | 17.39 | 63.3 | 7.38 | 79.7 | 1 | 7.37 |
| 6/4/2015 | 14:00:00 | 17.38 | 63.28 | 7.38 | 79.7 | 1 | 7.44 |
| | | | | | | | Out of water, maint & download |
| 6/4/2015 | 16:00:00 | 17.46 | 63.44 | 7.16 | 77.4 | 1 | 7.49 |
| 6/4/2015 | 17:00:00 | 17.48 | 63.48 | 7.37 | 79.7 | 1 | 7.44 |
| 6/4/2015 | 18:00:00 | 17.63 | 63.74 | 7.28 | 78.9 | 1 | 7.89 |
| 6/4/2015 | 19:00:00 | 17.68 | 63.82 | 7.21 | 78.3 | 1 | 7.84 |
| 6/4/2015 | 20:00:00 | 17.77 | 63.99 | 7.36 | 80.1 | 1 | 7.86 |

| | | | | | | | |
|----------|----------|-------|-------|------|------|---|------|
| 6/4/2015 | 21:00:00 | 17.84 | 64.11 | 7.11 | 77.5 | 1 | 7.88 |
| 6/4/2015 | 22:00:00 | 17.92 | 64.27 | 7.17 | 78.3 | 1 | 7.81 |
| 6/4/2015 | 23:00:00 | 18 | 64.4 | 7.11 | 77.8 | 1 | 7.86 |
| 6/5/2015 | 0:00:00 | 18 | 64.41 | 6.95 | 75.9 | 1 | 7.86 |
| 6/5/2015 | 1:00:00 | 17.99 | 64.39 | 7 | 76.5 | 1 | 7.84 |
| 6/5/2015 | 2:00:00 | 17.97 | 64.35 | 7.17 | 78.3 | 1 | 7.86 |
| 6/5/2015 | 3:00:00 | 17.92 | 64.27 | 6.98 | 76.2 | 1 | 7.86 |
| 6/5/2015 | 4:00:00 | 17.88 | 64.19 | 6.89 | 75.1 | 1 | 7.86 |
| 6/5/2015 | 5:00:00 | 17.82 | 64.08 | 6.76 | 73.6 | 1 | 7.86 |
| 6/5/2015 | 6:00:00 | 17.75 | 63.96 | 6.81 | 74.1 | 1 | 7.86 |
| 6/5/2015 | 7:00:00 | 17.68 | 63.83 | 6.87 | 74.6 | 1 | 7.86 |
| 6/5/2015 | 8:00:00 | 17.6 | 63.69 | 7 | 75.8 | 1 | 7.88 |
| 6/5/2015 | 9:00:00 | 17.54 | 63.58 | 7.11 | 76.9 | 1 | 7.88 |
| 6/5/2015 | 10:00:00 | 17.48 | 63.48 | 7.07 | 76.5 | 1 | 7.84 |
| 6/5/2015 | 11:00:00 | 17.46 | 63.43 | 7.16 | 77.4 | 1 | 7.88 |
| 6/5/2015 | 12:00:00 | 17.48 | 63.47 | 6.97 | 75.4 | 1 | 7.88 |
| 6/5/2015 | 13:00:00 | 17.49 | 63.49 | 7.22 | 78.1 | 1 | 7.88 |
| 6/5/2015 | 14:00:00 | 17.54 | 63.57 | 7.05 | 76.3 | 1 | 7.86 |
| 6/5/2015 | 15:00:00 | 17.74 | 63.93 | 7.13 | 77.5 | 1 | 7.86 |

Out of water, Clean & recalibrate, DO seemed low, YSI at 8.01
 Small bubble in DO membrane, metal buildup

| | | | | | | | |
|----------|----------|-------|-------|------|------|---|------|
| 6/5/2015 | 18:00:00 | 18.62 | 65.98 | 8.94 | 98.9 | 1 | 7.62 |
| 6/5/2015 | 19:00:00 | 18.87 | 66.29 | 8.8 | 97.9 | 1 | 7.66 |
| 6/5/2015 | 20:00:00 | 19.05 | 66.48 | 8.71 | 97.3 | 1 | 7.62 |
| 6/5/2015 | 21:00:00 | 19.15 | 66.45 | 8.6 | 96.2 | 1 | 7.67 |
| 6/5/2015 | 22:00:00 | 19.14 | 66.22 | 8.36 | 93.5 | 1 | 7.59 |
| 6/5/2015 | 23:00:00 | 19.01 | 65.52 | 8.3 | 92.6 | 1 | 7.69 |
| 6/6/2015 | 0:00:00 | 18.89 | 66.01 | 8.43 | 93.9 | 1 | 7.67 |
| 6/6/2015 | 1:00:00 | 18.75 | 65.75 | 8.4 | 93.3 | 1 | 7.64 |
| 6/6/2015 | 2:00:00 | 18.62 | 65.53 | 8.39 | 92.9 | 1 | 7.84 |
| 6/6/2015 | 3:00:00 | 18.4 | 65.12 | 8.34 | 91.9 | 1 | 7.69 |
| 6/6/2015 | 4:00:00 | 18.18 | 64.73 | 8.4 | 92.1 | 1 | 7.67 |
| 6/6/2015 | 5:00:00 | 17.94 | 64.3 | 8.27 | 90.3 | 1 | 7.66 |
| 6/6/2015 | 6:00:00 | 17.66 | 63.79 | 8.28 | 89.9 | 1 | 7.55 |
| 6/6/2015 | 7:00:00 | 17.37 | 63.28 | 8.34 | 90 | 1 | 7.64 |
| 6/6/2015 | 8:00:00 | 17.12 | 62.82 | 8.58 | 92 | 1 | 7.66 |
| 6/6/2015 | 9:00:00 | 16.9 | 62.43 | 8.55 | 91.3 | 1 | 7.61 |
| 6/6/2015 | 10:00:00 | 16.85 | 62.33 | 8.42 | 89.8 | 1 | 7.62 |
| 6/6/2015 | 11:00:00 | 16.84 | 62.31 | 8.57 | 91.5 | 1 | 7.62 |
| 6/6/2015 | 12:00:00 | 16.93 | 62.48 | 8.6 | 91.9 | 1 | 7.61 |
| 6/6/2015 | 13:00:00 | 17.11 | 62.81 | 8.59 | 92.2 | 1 | 7.61 |
| 6/6/2015 | 14:00:00 | 17.42 | 63.36 | 8.42 | 90.9 | 1 | 7.59 |
| 6/6/2015 | 15:00:00 | 17.83 | 64.1 | 8.65 | 94.2 | 1 | 7.64 |
| 6/6/2015 | 16:00:00 | 18.2 | 64.77 | 8.36 | 91.8 | 1 | 7.61 |

| | | | | | | | |
|----------|----------|-------|-------|------|------|---|------|
| 6/6/2015 | 17:00:00 | 18.51 | 65.33 | 8.35 | 92.2 | 1 | 7.59 |
| 6/6/2015 | 18:00:00 | 18.79 | 65.82 | 8.47 | 94.1 | 1 | 7.62 |
| 6/6/2015 | 19:00:00 | 19.07 | 66.33 | 8.48 | 94.7 | 1 | 7.61 |
| 6/6/2015 | 20:00:00 | 19.28 | 66.71 | 8.18 | 91.8 | 1 | 7.83 |
| 6/6/2015 | 21:00:00 | 19.33 | 66.8 | 8.11 | 91.1 | 1 | 7.77 |
| 6/6/2015 | 22:00:00 | 19.39 | 66.9 | 8.22 | 92.5 | 1 | 7.79 |
| 6/6/2015 | 23:00:00 | 19.32 | 66.78 | 8.19 | 92 | 1 | 7.47 |
| 6/7/2015 | 0:00:00 | 19.24 | 66.63 | 8.11 | 90.9 | 1 | 7.35 |
| 6/7/2015 | 1:00:00 | 19.13 | 66.43 | 8 | 89.4 | 1 | 7.32 |
| 6/7/2015 | 2:00:00 | 19 | 66.2 | 8.07 | 90.1 | 1 | 7.42 |
| 6/7/2015 | 3:00:00 | 18.84 | 65.91 | 7.91 | 87.9 | 1 | 7.42 |
| 6/7/2015 | 4:00:00 | 18.67 | 65.61 | 7.93 | 87.9 | 1 | 7.38 |
| 6/7/2015 | 5:00:00 | 18.48 | 65.27 | 8.12 | 89.7 | 1 | 7.42 |
| 6/7/2015 | 6:00:00 | 18.31 | 64.96 | 8.11 | 89.2 | 1 | 7.44 |
| 6/7/2015 | 7:00:00 | 18.16 | 64.68 | 8.17 | 89.5 | 1 | 7.38 |
| 6/7/2015 | 8:00:00 | 18.01 | 64.42 | 8.01 | 87.6 | 1 | 7.4 |
| 6/7/2015 | 9:00:00 | 17.88 | 64.18 | 8.02 | 87.4 | 1 | 7.38 |
| 6/7/2015 | 10:00:00 | 17.77 | 63.99 | 8.33 | 90.7 | 1 | 7.35 |
| 6/7/2015 | 11:00:00 | 17.69 | 63.85 | 8.04 | 87.3 | 1 | 7.33 |
| 6/7/2015 | 12:00:00 | 17.68 | 63.83 | 8.07 | 87.7 | 1 | 7.33 |
| 6/7/2015 | 13:00:00 | 17.68 | 63.83 | 8.09 | 87.9 | 1 | 7.38 |
| 6/7/2015 | 14:00:00 | 17.72 | 63.89 | 8.13 | 88.3 | 1 | 7.35 |
| 6/7/2015 | 15:00:00 | 17.74 | 63.94 | 8.28 | 90 | 1 | 7.3 |
| 6/7/2015 | 16:00:00 | 17.79 | 64.02 | 8.34 | 90.7 | 1 | 7.28 |
| 6/7/2015 | 17:00:00 | 17.85 | 64.13 | 8.16 | 88.9 | 1 | 7.33 |
| 6/7/2015 | 18:00:00 | 17.97 | 64.35 | 8.16 | 89.1 | 1 | 7.37 |
| 6/7/2015 | 19:00:00 | 18.28 | 64.9 | 8.32 | 91.5 | 1 | 7.35 |
| 6/7/2015 | 20:00:00 | 18.44 | 65.2 | 8.16 | 90 | 1 | 7.3 |
| 6/7/2015 | 21:00:00 | 18.64 | 65.55 | 8.14 | 90.2 | 1 | 7.35 |
| 6/7/2015 | 22:00:00 | 18.67 | 65.62 | 8.29 | 91.9 | 1 | 7.33 |
| 6/7/2015 | 23:00:00 | 18.62 | 65.52 | 8.29 | 91.8 | 1 | 7.37 |
| 6/8/2015 | 0:00:00 | 18.52 | 65.35 | 8.08 | 89.2 | 1 | 7.33 |
| 6/8/2015 | 1:00:00 | 18.47 | 65.25 | 8.04 | 88.7 | 1 | 7.32 |
| 6/8/2015 | 2:00:00 | 18.43 | 65.18 | 8.22 | 90.6 | 1 | 7.32 |
| 6/8/2015 | 3:00:00 | 18.4 | 65.13 | 7.99 | 88 | 1 | 7.32 |
| 6/8/2015 | 4:00:00 | 18.34 | 65.01 | 8.26 | 90.9 | 1 | 7.3 |
| 6/8/2015 | 5:00:00 | 18.24 | 64.83 | 8.1 | 89 | 1 | 7.21 |
| 6/8/2015 | 6:00:00 | 18.12 | 64.63 | 8.17 | 89.5 | 1 | 7.3 |
| 6/8/2015 | 7:00:00 | 18.03 | 64.46 | 8.36 | 91.5 | 1 | 7.33 |
| 6/8/2015 | 8:00:00 | 17.94 | 64.3 | 8.24 | 90 | 1 | 7.28 |
| 6/8/2015 | 9:00:00 | 17.87 | 64.17 | 8.37 | 91.2 | 1 | 7.32 |
| 6/8/2015 | 10:00:00 | 17.83 | 64.1 | 8.39 | 91.4 | 1 | 7.28 |
| 6/8/2015 | 11:00:00 | 17.85 | 64.14 | 8.41 | 91.7 | 1 | 7.28 |
| 6/8/2015 | 12:00:00 | 17.9 | 64.22 | 8.33 | 90.9 | 1 | 7.33 |
| 6/8/2015 | 13:00:00 | 17.92 | 64.25 | 8.32 | 90.8 | 1 | 7.32 |
| 6/8/2015 | 14:00:00 | 17.92 | 64.27 | 8.48 | 92.5 | 1 | 7.28 |
| 6/8/2015 | 15:00:00 | 18.05 | 64.49 | 8.3 | 90.8 | 1 | 7.28 |

| | | | | | | | |
|-----------|----------|-------|-------|------|------|---|------|
| 6/8/2015 | 16:00:00 | 18.2 | 64.76 | 8.49 | 93.2 | 1 | 7.28 |
| 6/8/2015 | 17:00:00 | 18.27 | 64.89 | 8.22 | 90.4 | 1 | 7.28 |
| 6/8/2015 | 18:00:00 | 18.33 | 65 | 8.46 | 93.1 | 1 | 7.28 |
| 6/8/2015 | 19:00:00 | 18.36 | 65.05 | 8.15 | 89.8 | 1 | 7.27 |
| 6/8/2015 | 20:00:00 | 18.5 | 65.3 | 8.19 | 90.5 | 1 | 7.23 |
| 6/8/2015 | 21:00:00 | 18.55 | 65.39 | 8.24 | 91.1 | 1 | 7.28 |
| 6/8/2015 | 22:00:00 | 18.62 | 65.52 | 8.37 | 92.7 | 1 | 7.28 |
| 6/8/2015 | 23:00:00 | 18.64 | 65.56 | 8.28 | 91.7 | 1 | 7.27 |
| 6/9/2015 | 0:00:00 | 18.57 | 65.43 | 8.38 | 92.6 | 1 | 7.28 |
| 6/9/2015 | 1:00:00 | 18.47 | 65.26 | 8.36 | 92.3 | 1 | 7.28 |
| 6/9/2015 | 2:00:00 | 18.38 | 65.09 | 8.27 | 91.1 | 1 | 7.27 |
| 6/9/2015 | 3:00:00 | 18.29 | 64.93 | 8.33 | 91.5 | 1 | 7.25 |
| 6/9/2015 | 4:00:00 | 18.22 | 64.81 | 8.31 | 91.2 | 1 | 7.25 |
| 6/9/2015 | 5:00:00 | 18.15 | 64.67 | 8.13 | 89.1 | 1 | 7.28 |
| 6/9/2015 | 6:00:00 | 18.05 | 64.49 | 8.36 | 91.4 | 1 | 7.25 |
| 6/9/2015 | 7:00:00 | 17.95 | 64.31 | 8.34 | 91 | 1 | 7.27 |
| 6/9/2015 | 8:00:00 | 17.87 | 64.16 | 8.41 | 91.7 | 1 | 7.23 |
| 6/9/2015 | 9:00:00 | 17.81 | 64.06 | 8.24 | 89.7 | 1 | 7.23 |
| 6/9/2015 | 10:00:00 | 17.77 | 63.99 | 8.45 | 92 | 1 | 7.21 |
| 6/9/2015 | 11:00:00 | 17.77 | 63.99 | 8.1 | 88.1 | 1 | 7.25 |
| 6/9/2015 | 12:00:00 | 17.87 | 64.16 | 8.21 | 89.4 | 1 | 7.27 |
| 6/9/2015 | 13:00:00 | 18.03 | 64.46 | 8.33 | 91.1 | 1 | 7.23 |
| 6/9/2015 | 14:00:00 | 18.27 | 64.88 | 8.19 | 90.1 | 1 | 7.27 |
| 6/9/2015 | 15:00:00 | 18.54 | 65.38 | 8.32 | 92 | 1 | 7.23 |
| 6/9/2015 | 16:00:00 | 18.78 | 65.81 | 8.27 | 91.8 | 1 | 7.25 |
| 6/9/2015 | 17:00:00 | 19.03 | 66.27 | 8.06 | 90 | 1 | 7.23 |
| 6/9/2015 | 18:00:00 | 19.15 | 66.48 | 8.23 | 92.1 | 1 | 7.28 |
| 6/9/2015 | 19:00:00 | 19.36 | 66.85 | 8.15 | 91.6 | 1 | 7.21 |
| 6/9/2015 | 20:00:00 | 19.49 | 67.09 | 8.01 | 90.3 | 1 | 7.27 |
| 6/9/2015 | 21:00:00 | 19.6 | 67.29 | 8 | 90.3 | 1 | 7.27 |
| 6/9/2015 | 22:00:00 | 19.65 | 67.38 | 8.12 | 91.7 | 1 | 7.25 |
| 6/9/2015 | 23:00:00 | 19.59 | 67.27 | 7.93 | 89.6 | 1 | 7.21 |
| 6/10/2015 | 0:00:00 | 19.49 | 67.09 | 8.09 | 91.1 | 1 | 7.21 |
| 6/10/2015 | 1:00:00 | 19.35 | 66.84 | 8.05 | 90.4 | 1 | 7.23 |
| 6/10/2015 | 2:00:00 | 19.21 | 66.58 | 7.94 | 88.9 | 1 | 7.13 |
| 6/10/2015 | 3:00:00 | 19.09 | 66.37 | 7.98 | 89.1 | 1 | 7.2 |
| 6/10/2015 | 4:00:00 | 18.99 | 66.18 | 7.98 | 89 | 1 | 7.21 |
| 6/10/2015 | 5:00:00 | 18.87 | 65.98 | 7.95 | 88.5 | 1 | 7.21 |
| 6/10/2015 | 6:00:00 | 18.76 | 65.76 | 8.15 | 90.5 | 1 | 7.21 |
| 6/10/2015 | 7:00:00 | 18.66 | 65.59 | 8.13 | 90.1 | 1 | 7.23 |
| 6/10/2015 | 8:00:00 | 18.57 | 65.43 | 7.97 | 88.1 | 1 | 7.23 |
| 6/10/2015 | 9:00:00 | 18.49 | 65.28 | 8.16 | 90.1 | 1 | 7.23 |
| 6/10/2015 | 10:00:00 | 18.41 | 65.14 | 7.99 | 88.1 | 1 | 7.2 |
| 6/10/2015 | 11:00:00 | 18.36 | 65.05 | 8.18 | 90.1 | 1 | 7.21 |
| 6/10/2015 | 12:00:00 | 18.37 | 65.08 | 8.2 | 90.3 | 1 | 7.18 |
| 6/10/2015 | 13:00:00 | 18.49 | 65.29 | 8.29 | 91.6 | 1 | 7.21 |
| 6/10/2015 | 14:00:00 | 18.65 | 65.57 | 8.09 | 89.6 | 1 | 7.2 |

| | | | | | | | |
|-----------|----------|-------|-------|------|------|---|------|
| 6/10/2015 | 15:00:00 | 18.82 | 65.87 | 8.07 | 89.7 | 1 | 7.2 |
| 6/10/2015 | 16:00:00 | 19.06 | 66.32 | 8.26 | 92.3 | 1 | 7.18 |
| 6/10/2015 | 17:00:00 | 19.3 | 66.75 | 8.26 | 92.7 | 1 | 7.18 |
| 6/10/2015 | 18:00:00 | 19.49 | 67.08 | 8.25 | 92.9 | 1 | 7.18 |
| 6/10/2015 | 19:00:00 | 19.69 | 67.44 | 8.19 | 92.6 | 1 | 7.18 |
| 6/10/2015 | 20:00:00 | 19.77 | 67.59 | 8.04 | 91.1 | 1 | 7.08 |
| 6/10/2015 | 21:00:00 | 19.83 | 67.69 | 8.15 | 92.4 | 1 | 7.18 |
| 6/10/2015 | 22:00:00 | 19.84 | 67.72 | 8.09 | 91.8 | 1 | 7.18 |
| 6/10/2015 | 23:00:00 | 19.82 | 67.68 | 8.03 | 91.1 | 1 | 7.18 |
| 6/11/2015 | 0:00:00 | 19.76 | 67.57 | 7.93 | 89.8 | 1 | 7.21 |
| 6/11/2015 | 1:00:00 | 19.64 | 67.36 | 8.07 | 91.2 | 1 | 7.21 |
| 6/11/2015 | 2:00:00 | 19.46 | 67.03 | 7.85 | 88.4 | 1 | 7.16 |
| 6/11/2015 | 3:00:00 | 19.27 | 66.68 | 8.1 | 90.8 | 1 | 7.16 |
| 6/11/2015 | 4:00:00 | 19.11 | 66.39 | 8.12 | 90.7 | 1 | 7.1 |
| 6/11/2015 | 5:00:00 | 18.96 | 66.13 | 8.11 | 90.4 | 1 | 7.16 |
| 6/11/2015 | 6:00:00 | 18.82 | 65.87 | 8.15 | 90.6 | 1 | 7.18 |
| 6/11/2015 | 7:00:00 | 18.68 | 65.62 | 8.15 | 90.3 | 1 | 7.06 |
| 6/11/2015 | 8:00:00 | 18.57 | 65.43 | 8.26 | 91.4 | 1 | 7.18 |
| 6/11/2015 | 9:00:00 | 18.49 | 65.28 | 8.22 | 90.8 | 1 | 7.18 |
| 6/11/2015 | 10:00:00 | 18.47 | 65.25 | 8.15 | 90 | 1 | 7.15 |
| 6/11/2015 | 11:00:00 | 18.47 | 65.25 | 8.23 | 90.9 | 1 | 7.13 |
| 6/11/2015 | 12:00:00 | 18.5 | 65.3 | 8.03 | 88.6 | 1 | 7.13 |
| 6/11/2015 | 13:00:00 | 18.57 | 65.43 | 8.17 | 90.4 | 1 | 7.13 |
| 6/11/2015 | 14:00:00 | 18.64 | 65.55 | 8.04 | 89.1 | 1 | 7.15 |
| 6/11/2015 | 15:00:00 | 18.71 | 65.68 | 8.2 | 91 | 1 | 7.15 |
| 6/11/2015 | 16:00:00 | 18.77 | 65.78 | 8.22 | 91.2 | 1 | 7.15 |
| 6/11/2015 | 17:00:00 | 18.81 | 65.85 | 8.14 | 90.5 | 1 | 7.13 |
| 6/11/2015 | 18:00:00 | 18.83 | 65.91 | 8.17 | 90.8 | 1 | 7.15 |
| 6/11/2015 | 19:00:00 | 18.87 | 65.97 | 7.93 | 88.2 | 1 | 7.15 |
| 6/11/2015 | 20:00:00 | 18.87 | 65.98 | 8.14 | 90.5 | 1 | 7.13 |
| 6/11/2015 | 21:00:00 | 18.88 | 65.99 | 8.09 | 90.1 | 1 | 7.1 |
| 6/11/2015 | 22:00:00 | 18.88 | 65.99 | 7.98 | 88.9 | 1 | 7.11 |
| 6/11/2015 | 23:00:00 | 18.84 | 65.91 | 8.15 | 90.6 | 1 | 7.13 |
| 6/12/2015 | 0:00:00 | 18.77 | 65.8 | 7.93 | 88.1 | 1 | 7.13 |
| 6/12/2015 | 1:00:00 | 18.71 | 65.68 | 7.96 | 88.3 | 1 | 7.13 |
| 6/12/2015 | 2:00:00 | 18.65 | 65.57 | 8.17 | 90.5 | 1 | 7.11 |
| 6/12/2015 | 3:00:00 | 18.55 | 65.4 | 8.14 | 90 | 1 | 7.13 |
| 6/12/2015 | 4:00:00 | 18.5 | 65.3 | 7.98 | 88.1 | 1 | 7.11 |
| 6/12/2015 | 5:00:00 | 18.44 | 65.19 | 8.24 | 90.9 | 1 | 7.04 |
| 6/12/2015 | 6:00:00 | 18.39 | 65.1 | 7.99 | 88.1 | 1 | 7.11 |
| 6/12/2015 | 7:00:00 | 18.34 | 65.02 | 8.21 | 90.3 | 1 | 7.01 |
| 6/12/2015 | 8:00:00 | 18.3 | 64.94 | 8.18 | 90 | 1 | 7.03 |
| 6/12/2015 | 9:00:00 | 18.26 | 64.88 | 8.21 | 90.2 | 1 | 7.06 |
| 6/12/2015 | 10:00:00 | 18.26 | 64.87 | 8.24 | 90.5 | 1 | 7.11 |
| 6/12/2015 | 11:00:00 | 18.25 | 64.85 | 8.2 | 90 | 1 | 7.11 |
| 6/12/2015 | 12:00:00 | 18.28 | 64.9 | 8.03 | 88.3 | 1 | 6.98 |
| 6/12/2015 | 13:00:00 | 18.35 | 65.03 | 8 | 88.1 | 1 | 7.08 |

| | | | | | | | |
|-----------|----------|-------|-------|------|------|---|------|
| 6/12/2015 | 14:00:00 | 18.59 | 65.46 | 8.11 | 89.8 | 1 | 7.06 |
| 6/12/2015 | 15:00:00 | 18.91 | 66.04 | 8 | 89.1 | 1 | 7.08 |
| 6/12/2015 | 16:00:00 | 19.26 | 66.67 | 8.11 | 90.9 | 1 | 6.99 |
| 6/12/2015 | 17:00:00 | 19.55 | 67.2 | 8.14 | 91.8 | 1 | 7.03 |
| 6/12/2015 | 18:00:00 | 19.84 | 67.72 | 8.04 | 91.3 | 1 | 7.01 |
| 6/12/2015 | 19:00:00 | 20.08 | 68.14 | 8.21 | 93.6 | 1 | 7.06 |
| 6/12/2015 | 20:00:00 | 20.28 | 68.5 | 7.99 | 91.4 | 1 | 7.08 |
| 6/12/2015 | 21:00:00 | 20.42 | 68.76 | 7.97 | 91.5 | 1 | 7.1 |
| 6/12/2015 | 22:00:00 | 20.48 | 68.87 | 7.87 | 90.5 | 1 | 7.04 |
| 6/12/2015 | 23:00:00 | 20.43 | 68.78 | 7.94 | 91.1 | 1 | 7.11 |
| 6/13/2015 | 0:00:00 | 20.32 | 68.58 | 7.83 | 89.7 | 1 | 6.99 |
| 6/13/2015 | 1:00:00 | 20.19 | 68.35 | 7.97 | 91 | 1 | 7.04 |
| 6/13/2015 | 2:00:00 | 20.04 | 68.07 | 7.84 | 89.4 | 1 | 7.06 |
| 6/13/2015 | 3:00:00 | 19.83 | 67.7 | 7.8 | 88.4 | 1 | 7.06 |
| 6/13/2015 | 4:00:00 | 19.59 | 67.27 | 7.93 | 89.5 | 1 | 7.08 |
| 6/13/2015 | 5:00:00 | 19.35 | 66.84 | 7.93 | 89.1 | 1 | 7.01 |
| 6/13/2015 | 6:00:00 | 19.13 | 66.44 | 8.1 | 90.6 | 1 | 7.04 |
| 6/13/2015 | 7:00:00 | 18.89 | 66 | 7.96 | 88.6 | 1 | 7.01 |
| 6/13/2015 | 8:00:00 | 18.66 | 65.59 | 8.15 | 90.3 | 1 | 6.99 |
| 6/13/2015 | 9:00:00 | 18.5 | 65.3 | 7.99 | 88.3 | 1 | 7.03 |
| 6/13/2015 | 10:00:00 | 18.4 | 65.13 | 8.21 | 90.4 | 1 | 7.01 |
| 6/13/2015 | 11:00:00 | 18.41 | 65.14 | 8.23 | 90.7 | 1 | 6.94 |
| 6/13/2015 | 12:00:00 | 18.48 | 65.27 | 8.22 | 90.7 | 1 | 6.96 |
| 6/13/2015 | 13:00:00 | 18.61 | 65.5 | 8.22 | 90.9 | 1 | 6.94 |
| 6/13/2015 | 14:00:00 | 18.74 | 65.73 | 8.26 | 91.7 | 1 | 6.98 |
| 6/13/2015 | 15:00:00 | 18.8 | 65.84 | 8.25 | 91.7 | 1 | 6.99 |
| 6/13/2015 | 16:00:00 | 18.89 | 66.01 | 8.17 | 90.9 | 1 | 6.98 |
| 6/13/2015 | 17:00:00 | 18.98 | 66.17 | 7.73 | 86.2 | 1 | 6.96 |
| 6/13/2015 | 18:00:00 | 19.05 | 66.29 | 7.81 | 87.2 | 1 | 6.98 |
| 6/13/2015 | 19:00:00 | 19.1 | 66.38 | 7.94 | 88.8 | 1 | 6.98 |
| 6/13/2015 | 20:00:00 | 19.07 | 66.33 | 7.97 | 89.1 | 1 | 6.82 |
| 6/13/2015 | 21:00:00 | 19.09 | 66.37 | 7.84 | 87.6 | 1 | 6.91 |
| 6/13/2015 | 22:00:00 | 19.11 | 66.41 | 7.85 | 87.7 | 1 | 6.94 |
| 6/13/2015 | 23:00:00 | 19.09 | 66.37 | 7.95 | 88.8 | 1 | 6.98 |
| 6/14/2015 | 0:00:00 | 19.11 | 66.4 | 7.8 | 87.2 | 1 | 6.94 |
| 6/14/2015 | 1:00:00 | 19.05 | 66.3 | 7.74 | 86.4 | 1 | 6.98 |
| 6/14/2015 | 2:00:00 | 19.03 | 66.25 | 7.94 | 88.6 | 1 | 6.93 |
| 6/14/2015 | 3:00:00 | 18.98 | 66.16 | 7.91 | 88.2 | 1 | 6.96 |
| 6/14/2015 | 4:00:00 | 18.94 | 66.09 | 7.95 | 88.6 | 1 | 6.94 |
| 6/14/2015 | 5:00:00 | 18.87 | 65.97 | 7.93 | 88.2 | 1 | 6.96 |
| 6/14/2015 | 6:00:00 | 18.79 | 65.83 | 7.94 | 88.2 | 1 | 6.98 |
| 6/14/2015 | 7:00:00 | 18.72 | 65.69 | 7.93 | 87.9 | 1 | 6.86 |
| 6/14/2015 | 8:00:00 | 18.65 | 65.57 | 7.82 | 86.6 | 1 | 6.84 |
| 6/14/2015 | 9:00:00 | 18.59 | 65.46 | 8.02 | 88.7 | 1 | 6.91 |
| 6/14/2015 | 10:00:00 | 18.56 | 65.41 | 8.01 | 88.5 | 1 | 6.93 |
| 6/14/2015 | 11:00:00 | 18.58 | 65.45 | 8.01 | 88.6 | 1 | 6.98 |
| 6/14/2015 | 12:00:00 | 18.62 | 65.52 | 8.05 | 89.1 | 1 | 6.89 |

| | | | | | | | |
|-----------|----------|-------|-------|------|------|---|------|
| 6/14/2015 | 13:00:00 | 18.73 | 65.71 | 8.05 | 89.3 | 1 | 6.86 |
| 6/14/2015 | 14:00:00 | 18.83 | 65.9 | 7.88 | 87.6 | 1 | 6.87 |
| 6/14/2015 | 15:00:00 | 18.93 | 66.08 | 8.1 | 90.2 | 1 | 6.87 |
| 6/14/2015 | 16:00:00 | 19.05 | 66.3 | 8.08 | 90.2 | 1 | 6.89 |
| 6/14/2015 | 17:00:00 | 19.17 | 66.51 | 8.01 | 89.7 | 1 | 6.87 |
| 6/14/2015 | 18:00:00 | 19.39 | 66.9 | 7.83 | 88.1 | 1 | 6.91 |
| 6/14/2015 | 19:00:00 | 19.49 | 67.08 | 7.98 | 89.9 | 1 | 6.87 |
| 6/14/2015 | 20:00:00 | 19.79 | 67.62 | 7.78 | 88.1 | 1 | 6.91 |
| 6/14/2015 | 21:00:00 | 19.9 | 67.82 | 7.93 | 90.1 | 1 | 6.87 |
| 6/14/2015 | 22:00:00 | 20 | 68.01 | 7.75 | 88.2 | 1 | 6.89 |
| 6/14/2015 | 23:00:00 | 20.05 | 68.09 | 7.93 | 90.3 | 1 | 6.87 |
| 6/15/2015 | 0:00:00 | 20.01 | 68.03 | 7.8 | 88.9 | 1 | 6.89 |
| 6/15/2015 | 1:00:00 | 19.9 | 67.83 | 7.69 | 87.4 | 1 | 6.86 |
| 6/15/2015 | 2:00:00 | 19.85 | 67.74 | 7.65 | 86.8 | 1 | 6.84 |
| 6/15/2015 | 3:00:00 | 19.78 | 67.61 | 7.69 | 87.1 | 1 | 6.86 |
| 6/15/2015 | 4:00:00 | 19.73 | 67.52 | 7.86 | 89 | 1 | 6.89 |
| 6/15/2015 | 5:00:00 | 19.63 | 67.35 | 7.67 | 86.6 | 1 | 6.84 |
| 6/15/2015 | 6:00:00 | 19.56 | 67.21 | 7.69 | 86.8 | 1 | 6.89 |
| 6/15/2015 | 7:00:00 | 19.43 | 66.98 | 7.71 | 86.8 | 1 | 6.82 |
| 6/15/2015 | 8:00:00 | 19.29 | 66.72 | 7.87 | 88.3 | 1 | 6.91 |
| 6/15/2015 | 9:00:00 | 19.13 | 66.43 | 7.73 | 86.5 | 1 | 6.86 |
| 6/15/2015 | 10:00:00 | 18.97 | 66.15 | 7.92 | 88.3 | 1 | 6.87 |
| 6/15/2015 | 11:00:00 | 18.82 | 65.88 | 7.94 | 88.3 | 1 | 6.86 |
| 6/15/2015 | 12:00:00 | 18.78 | 65.81 | 7.98 | 88.6 | 1 | 6.82 |
| 6/15/2015 | 13:00:00 | 18.83 | 65.9 | 7.81 | 86.9 | 1 | 6.82 |
| 6/15/2015 | 14:00:00 | 18.93 | 66.08 | 7.81 | 87 | 1 | 6.86 |
| 6/15/2015 | 15:00:00 | 19.07 | 66.32 | 8 | 89.3 | 1 | 6.84 |
| 6/15/2015 | 16:00:00 | 19.15 | 66.48 | 7.99 | 89.4 | 1 | 6.74 |
| 6/15/2015 | 17:00:00 | 19.15 | 66.47 | 7.8 | 87.2 | 1 | 6.86 |
| 6/15/2015 | 18:00:00 | 19.17 | 66.51 | 7.93 | 88.7 | 1 | 6.82 |
| 6/15/2015 | 19:00:00 | 19.15 | 66.48 | 7.98 | 89.3 | 1 | 6.81 |
| 6/15/2015 | 20:00:00 | 19.14 | 66.45 | 7.99 | 89.4 | 1 | 6.77 |
| 6/15/2015 | 21:00:00 | 19.18 | 66.52 | 8 | 89.6 | 1 | 6.82 |
| 6/15/2015 | 22:00:00 | 19.24 | 66.64 | 7.81 | 87.6 | 1 | 6.79 |
| 6/15/2015 | 23:00:00 | 19.27 | 66.68 | 8.01 | 89.8 | 1 | 6.81 |
| 6/16/2015 | 0:00:00 | 19.27 | 66.69 | 7.87 | 88.2 | 1 | 6.84 |
| 6/16/2015 | 1:00:00 | 19.21 | 66.59 | 7.84 | 87.8 | 1 | 6.82 |
| 6/16/2015 | 2:00:00 | 19.12 | 66.41 | 8.01 | 89.5 | 1 | 6.81 |
| 6/16/2015 | 3:00:00 | 19 | 66.21 | 8 | 89.2 | 1 | 6.77 |
| 6/16/2015 | 4:00:00 | 18.85 | 65.93 | 7.86 | 87.4 | 1 | 6.77 |
| 6/16/2015 | 5:00:00 | 18.7 | 65.67 | 8.07 | 89.5 | 1 | 6.77 |
| 6/16/2015 | 6:00:00 | 18.57 | 65.43 | 8.12 | 89.8 | 1 | 6.79 |
| 6/16/2015 | 7:00:00 | 18.46 | 65.23 | 7.97 | 87.9 | 1 | 6.77 |
| 6/16/2015 | 8:00:00 | 18.38 | 65.09 | 8.14 | 89.6 | 1 | 6.84 |
| 6/16/2015 | 9:00:00 | 18.28 | 64.91 | 8.24 | 90.5 | 1 | 6.86 |
| 6/16/2015 | 10:00:00 | 18.22 | 64.8 | 8.17 | 89.7 | 1 | 6.82 |
| 6/16/2015 | 11:00:00 | 18.16 | 64.7 | 8.01 | 87.9 | 1 | 6.77 |

| | | | | | | | |
|-----------|----------|-------|-------|------|------|---|------|
| 6/16/2015 | 12:00:00 | 18.19 | 64.75 | 8.04 | 88.2 | 1 | 6.81 |
| 6/16/2015 | 13:00:00 | 18.35 | 65.03 | 8.23 | 90.6 | 1 | 6.77 |
| 6/16/2015 | 14:00:00 | 18.59 | 65.47 | 8.21 | 90.8 | 1 | 6.74 |
| 6/16/2015 | 15:00:00 | 18.9 | 66.03 | 8.27 | 92 | 1 | 6.79 |
| 6/16/2015 | 16:00:00 | 19.21 | 66.58 | 8.33 | 93.3 | 1 | 6.77 |
| 6/16/2015 | 17:00:00 | 19.45 | 67.02 | 8.23 | 92.6 | 1 | 6.79 |
| 6/16/2015 | 18:00:00 | 19.72 | 67.51 | 8.11 | 91.8 | 1 | 6.79 |
| 6/16/2015 | 19:00:00 | 20.06 | 68.12 | 8.23 | 93.7 | 1 | 6.79 |
| 6/16/2015 | 20:00:00 | 20.31 | 68.57 | 8.12 | 93 | 1 | 6.81 |
| 6/16/2015 | 21:00:00 | 20.5 | 68.91 | 8.16 | 93.8 | 1 | 6.74 |
| 6/16/2015 | 22:00:00 | 20.52 | 68.94 | 7.96 | 91.6 | 1 | 6.77 |
| 6/16/2015 | 23:00:00 | 20.56 | 69.02 | 8.04 | 92.5 | 1 | 6.77 |
| 6/17/2015 | 0:00:00 | 20.47 | 68.85 | 8.01 | 92 | 1 | 6.79 |
| 6/17/2015 | 1:00:00 | 20.35 | 68.64 | 8.01 | 91.8 | 1 | 6.81 |
| 6/17/2015 | 2:00:00 | 20.21 | 68.38 | 8.02 | 91.6 | 1 | 6.79 |
| 6/17/2015 | 3:00:00 | 20.02 | 68.04 | 7.85 | 89.4 | 1 | 6.81 |
| 6/17/2015 | 4:00:00 | 19.81 | 67.65 | 8.05 | 91.2 | 1 | 6.74 |
| 6/17/2015 | 5:00:00 | 19.53 | 67.16 | 8.04 | 90.6 | 1 | 6.74 |
| 6/17/2015 | 6:00:00 | 19.31 | 66.76 | 8.08 | 90.7 | 1 | 6.76 |
| 6/17/2015 | 7:00:00 | 19.07 | 66.32 | 8.2 | 91.6 | 1 | 6.72 |
| 6/17/2015 | 8:00:00 | 18.9 | 66.02 | 8.01 | 89.2 | 1 | 6.64 |
| 6/17/2015 | 9:00:00 | 18.77 | 65.79 | 8.01 | 88.9 | 1 | 6.7 |
| 6/17/2015 | 10:00:00 | 18.72 | 65.71 | 8.06 | 89.4 | 1 | 6.7 |
| 6/17/2015 | 11:00:00 | 18.71 | 65.68 | 8.2 | 90.9 | 1 | 6.7 |
| 6/17/2015 | 12:00:00 | 18.72 | 65.7 | 8.12 | 90.1 | 1 | 6.74 |
| 6/17/2015 | 13:00:00 | 18.81 | 65.87 | 8.12 | 90.2 | 1 | 6.69 |
| 6/17/2015 | 14:00:00 | 19.05 | 66.29 | 8.16 | 91.1 | 1 | 6.69 |
| 6/17/2015 | 15:00:00 | 19.39 | 66.9 | 8.15 | 91.6 | 1 | 6.72 |
| 6/17/2015 | 16:00:00 | 19.69 | 67.44 | 7.95 | 89.9 | 1 | 6.72 |
| 6/17/2015 | 17:00:00 | 19.97 | 67.96 | 8.02 | 91.2 | 1 | 6.6 |
| 6/17/2015 | 18:00:00 | 20.08 | 68.14 | 7.84 | 89.4 | 1 | 6.74 |
| 6/17/2015 | 19:00:00 | 20.24 | 68.44 | 8.01 | 91.6 | 1 | 6.72 |
| 6/17/2015 | 20:00:00 | 20.35 | 68.63 | 7.94 | 91 | 1 | 6.74 |
| 6/17/2015 | 21:00:00 | 20.48 | 68.87 | 7.89 | 90.6 | 1 | 6.74 |
| 6/17/2015 | 22:00:00 | 20.59 | 69.07 | 7.91 | 91.1 | 1 | 6.67 |
| 6/17/2015 | 23:00:00 | 20.59 | 69.06 | 7.76 | 89.4 | 1 | 6.74 |
| 6/18/2015 | 0:00:00 | 20.55 | 69 | 7.54 | 86.8 | 1 | 6.7 |
| 6/18/2015 | 1:00:00 | 20.46 | 68.84 | 7.71 | 88.6 | 1 | 6.7 |
| 6/18/2015 | 2:00:00 | 20.35 | 68.64 | 7.65 | 87.7 | 1 | 6.69 |
| 6/18/2015 | 3:00:00 | 20.21 | 68.38 | 7.68 | 87.7 | 1 | 6.69 |
| 6/18/2015 | 4:00:00 | 20.05 | 68.1 | 7.79 | 88.7 | 1 | 6.67 |
| 6/18/2015 | 5:00:00 | 19.85 | 67.74 | 7.52 | 85.3 | 1 | 6.67 |
| 6/18/2015 | 6:00:00 | 19.72 | 67.5 | 7.78 | 88 | 1 | 6.72 |
| 6/18/2015 | 7:00:00 | 19.61 | 67.3 | 7.58 | 85.6 | 1 | 6.76 |
| 6/18/2015 | 8:00:00 | 19.49 | 67.08 | 7.68 | 86.5 | 1 | 6.76 |
| 6/18/2015 | 9:00:00 | 19.42 | 66.95 | 7.76 | 87.3 | 1 | 6.77 |
| 6/18/2015 | 10:00:00 | 19.33 | 66.8 | 7.71 | 86.6 | 1 | 6.74 |

| | | | | | | | |
|-----------|----------|-------|-------|------|------|---|------|
| 6/18/2015 | 11:00:00 | 19.29 | 66.72 | 7.86 | 88.2 | 1 | 6.76 |
| 6/18/2015 | 12:00:00 | 19.3 | 66.74 | 7.91 | 88.8 | 1 | 6.64 |
| 6/18/2015 | 13:00:00 | 19.36 | 66.86 | 7.69 | 86.4 | 1 | 6.76 |

Out of water for maint, download, calibration-- Battery pack not powering unit--sent in for repair--Manual DO /temp readings on YSI daily

| | | | | | | | |
|----------|----------|-------|-------|------|------|---|------|
| 7/8/2015 | 18:00:00 | 21.44 | 70.59 | 7.38 | 86.4 | 1 | 9.22 |
| 7/8/2015 | 19:00:00 | 21.73 | 71.12 | 7.37 | 86.7 | 1 | 9.17 |
| 7/8/2015 | 20:00:00 | 21.91 | 71.43 | 7.24 | 85.6 | 1 | 9.17 |
| 7/8/2015 | 21:00:00 | 21.93 | 71.49 | 7.26 | 85.8 | 1 | 8.88 |
| 7/8/2015 | 22:00:00 | 21.97 | 71.56 | 7.31 | 86.5 | 1 | 8.91 |
| 7/8/2015 | 23:00:00 | 21.98 | 71.56 | 7.11 | 84.1 | 1 | 8.86 |
| 7/9/2015 | 0:00:00 | 21.95 | 71.51 | 7.11 | 84.1 | 1 | 8.85 |
| 7/9/2015 | 1:00:00 | 21.91 | 71.43 | 7.07 | 83.5 | 1 | 8.83 |
| 7/9/2015 | 2:00:00 | 21.82 | 71.28 | 7.04 | 83.1 | 1 | 8.78 |
| 7/9/2015 | 3:00:00 | 21.72 | 71.1 | 6.91 | 81.4 | 1 | 8.74 |
| 7/9/2015 | 4:00:00 | 21.59 | 70.87 | 6.85 | 80.5 | 1 | 8.79 |
| 7/9/2015 | 5:00:00 | 21.43 | 70.58 | 6.88 | 80.6 | 1 | 8.78 |
| 7/9/2015 | 6:00:00 | 21.23 | 70.22 | 6.9 | 80.5 | 1 | 8.73 |
| 7/9/2015 | 7:00:00 | 21.05 | 69.89 | 6.84 | 79.5 | 1 | 8.69 |
| 7/9/2015 | 8:00:00 | 20.82 | 69.49 | 6.82 | 78.9 | 1 | 8.69 |
| 7/9/2015 | 9:00:00 | 20.58 | 69.04 | 6.8 | 78.3 | 1 | 8.71 |
| 7/9/2015 | 10:00:00 | 20.4 | 68.72 | 6.7 | 76.9 | 1 | 8.68 |
| 7/9/2015 | 11:00:00 | 20.25 | 68.46 | 6.87 | 78.6 | 1 | 8.68 |

Out of water, maint, download, calibrate

| | | | | | | | |
|-----------|----------|-------|-------|------|------|---|------|
| 7/9/2015 | 13:00:00 | 20.32 | 68.58 | 7.35 | 84.2 | 1 | 8.73 |
| 7/9/2015 | 14:00:00 | 20.56 | 69.02 | 7.33 | 84.4 | 1 | 8.73 |
| 7/9/2015 | 15:00:00 | 20.84 | 69.52 | 7.36 | 85.1 | 1 | 8.73 |
| 7/9/2015 | 16:00:00 | 21.1 | 69.99 | 7.37 | 85.8 | 1 | 8.74 |
| 7/9/2015 | 17:00:00 | 21.34 | 70.42 | 7.35 | 85.9 | 1 | 8.73 |
| 7/9/2015 | 18:00:00 | 21.57 | 70.83 | 7.21 | 84.7 | 1 | 8.76 |
| 7/9/2015 | 19:00:00 | 21.81 | 71.26 | 7.32 | 86.3 | 1 | 8.71 |
| 7/9/2015 | 20:00:00 | 21.98 | 71.57 | 7.3 | 86.4 | 1 | 8.71 |
| 7/9/2015 | 21:00:00 | 22.09 | 71.77 | 7.26 | 86.1 | 1 | 8.74 |
| 7/9/2015 | 22:00:00 | 22.15 | 71.87 | 7.15 | 84.9 | 1 | 8.69 |
| 7/9/2015 | 23:00:00 | 22.13 | 71.83 | 7.08 | 84 | 1 | 8.71 |
| 7/10/2015 | 0:00:00 | 22.07 | 71.73 | 7.15 | 84.8 | 1 | 8.71 |
| 7/10/2015 | 1:00:00 | 22.01 | 71.62 | 7.09 | 83.9 | 1 | 8.66 |
| 7/10/2015 | 2:00:00 | 21.9 | 71.43 | 7.06 | 83.5 | 1 | 8.68 |
| 7/10/2015 | 3:00:00 | 21.77 | 71.18 | 6.92 | 81.6 | 1 | 8.57 |
| 7/10/2015 | 4:00:00 | 21.63 | 70.94 | 7.01 | 82.4 | 1 | 8.68 |
| 7/10/2015 | 5:00:00 | 21.49 | 70.68 | 6.9 | 80.9 | 1 | 8.62 |
| 7/10/2015 | 6:00:00 | 21.31 | 70.37 | 6.96 | 81.3 | 1 | 8.62 |
| 7/10/2015 | 7:00:00 | 21.12 | 70.02 | 6.85 | 79.7 | 1 | 8.62 |
| 7/10/2015 | 8:00:00 | 20.96 | 69.73 | 6.97 | 80.8 | 1 | 8.62 |
| 7/10/2015 | 9:00:00 | 20.77 | 69.4 | 6.87 | 79.4 | 1 | 8.64 |
| 7/10/2015 | 10:00:00 | 20.64 | 69.15 | 6.98 | 80.5 | 1 | 8.59 |

| | | | | | | | |
|-----------|----------|-------|-------|------|------|---|------|
| 7/10/2015 | 11:00:00 | 20.54 | 68.97 | 7.01 | 80.7 | 1 | 8.61 |
| 7/10/2015 | 12:00:00 | 20.52 | 68.94 | 7.02 | 80.7 | 1 | 8.59 |
| 7/10/2015 | 13:00:00 | 20.63 | 69.15 | 6.95 | 80.1 | 1 | 8.59 |
| 7/10/2015 | 14:00:00 | 20.89 | 69.61 | 7.12 | 82.5 | 1 | 8.61 |
| 7/10/2015 | 15:00:00 | 21.14 | 70.05 | 7.04 | 81.9 | 1 | 8.57 |
| 7/10/2015 | 16:00:00 | 21.41 | 70.54 | 7.05 | 82.5 | 1 | 8.59 |
| 7/10/2015 | 17:00:00 | 21.74 | 71.14 | 7.2 | 84.8 | 1 | 8.59 |
| 7/10/2015 | 18:00:00 | 21.9 | 71.42 | 7.19 | 85 | 1 | 8.57 |
| 7/10/2015 | 19:00:00 | 22.16 | 71.89 | 7.19 | 85.4 | 1 | 8.56 |
| 7/10/2015 | 20:00:00 | 22.35 | 72.24 | 7.09 | 84.5 | 1 | 8.57 |
| 7/10/2015 | 21:00:00 | 22.53 | 72.56 | 7.06 | 84.4 | 1 | 8.54 |
| 7/10/2015 | 22:00:00 | 22.68 | 72.82 | 7.04 | 84.4 | 1 | 8.42 |
| 7/10/2015 | 23:00:00 | 22.72 | 72.9 | 6.74 | 80.9 | 1 | 8.4 |
| 7/11/2015 | 0:00:00 | 22.72 | 72.9 | 6.64 | 79.7 | 1 | 8.42 |
| 7/11/2015 | 1:00:00 | 22.64 | 72.76 | 6.54 | 78.3 | 1 | 8.39 |
| 7/11/2015 | 2:00:00 | 22.58 | 72.64 | 6.46 | 77.3 | 1 | 8.39 |
| 7/11/2015 | 3:00:00 | 22.5 | 72.5 | 6.41 | 76.6 | 1 | 8.35 |
| 7/11/2015 | 4:00:00 | 22.41 | 72.35 | 6.44 | 76.8 | 1 | 8.35 |
| 7/11/2015 | 5:00:00 | 22.29 | 72.12 | 6.29 | 74.9 | 1 | 8.39 |
| 7/11/2015 | 6:00:00 | 22.13 | 71.84 | 6.35 | 75.3 | 1 | 8.39 |
| 7/11/2015 | 7:00:00 | 21.94 | 71.5 | 6.35 | 75.1 | 1 | 8.35 |
| 7/11/2015 | 8:00:00 | 21.76 | 71.18 | 6.43 | 75.8 | 1 | 8.35 |
| 7/11/2015 | 9:00:00 | 21.58 | 70.85 | 6.34 | 74.4 | 1 | 8.35 |
| 7/11/2015 | 10:00:00 | 21.45 | 70.62 | 6.45 | 75.6 | 1 | 8.27 |
| 7/11/2015 | 11:00:00 | 21.34 | 70.42 | 6.38 | 74.5 | 1 | 8.3 |
| 7/11/2015 | 12:00:00 | 21.35 | 70.44 | 6.48 | 75.8 | 1 | 8.3 |
| 7/11/2015 | 13:00:00 | 21.45 | 70.61 | 6.42 | 75.2 | 1 | 8.3 |
| 7/11/2015 | 14:00:00 | 21.61 | 70.91 | 6.56 | 77.1 | 1 | 8.3 |
| 7/11/2015 | 15:00:00 | 21.9 | 71.42 | 6.54 | 77.2 | 1 | 8.27 |
| 7/11/2015 | 16:00:00 | 22.22 | 72 | 6.46 | 76.8 | 1 | 8.28 |
| 7/11/2015 | 17:00:00 | 22.37 | 72.27 | 6.63 | 79 | 1 | 8.3 |
| 7/11/2015 | 18:00:00 | 22.61 | 72.71 | 6.58 | 78.9 | 1 | 8.3 |
| 7/11/2015 | 19:00:00 | 22.74 | 72.93 | 6.71 | 80.6 | 1 | 8.27 |
| 7/11/2015 | 20:00:00 | 22.89 | 73.2 | 6.58 | 79.2 | 1 | 8.27 |
| 7/11/2015 | 21:00:00 | 23.04 | 73.48 | 6.46 | 78 | 1 | 8.27 |
| 7/11/2015 | 22:00:00 | 23.12 | 73.62 | 6.52 | 78.8 | 1 | 8.27 |
| 7/11/2015 | 23:00:00 | 23.14 | 73.65 | 6.43 | 77.8 | 1 | 8.27 |
| 7/12/2015 | 0:00:00 | 23.11 | 73.6 | 6.38 | 77.2 | 1 | 8.23 |
| 7/12/2015 | 1:00:00 | 23.08 | 73.54 | 6.44 | 77.8 | 1 | 8.23 |
| 7/12/2015 | 2:00:00 | 23.01 | 73.42 | 6.18 | 74.6 | 1 | 8.22 |
| 7/12/2015 | 3:00:00 | 22.87 | 73.17 | 6.31 | 75.9 | 1 | 8.23 |
| 7/12/2015 | 4:00:00 | 22.73 | 72.92 | 6.18 | 74.2 | 1 | 8.23 |
| 7/12/2015 | 5:00:00 | 22.6 | 72.69 | 6.36 | 76.2 | 1 | 8.2 |
| 7/12/2015 | 6:00:00 | 22.43 | 72.38 | 6.31 | 75.3 | 1 | 8.23 |
| 7/12/2015 | 7:00:00 | 22.31 | 72.16 | 6.32 | 75.3 | 1 | 8.2 |
| 7/12/2015 | 8:00:00 | 22.16 | 71.9 | 6.48 | 77 | 1 | 8.17 |
| 7/12/2015 | 9:00:00 | 22.02 | 71.64 | 6.2 | 73.4 | 1 | 8.2 |

| | | | | | | | |
|-----------|----------|-------|-------|------|------|---|------|
| 7/12/2015 | 10:00:00 | 21.91 | 71.45 | 6.01 | 71 | 1 | 8.17 |
| 7/12/2015 | 11:00:00 | 21.82 | 71.28 | 6.02 | 71 | 1 | 8.18 |
| 7/12/2015 | 12:00:00 | 21.78 | 71.21 | 6.14 | 72.4 | 1 | 8.17 |
| 7/12/2015 | 13:00:00 | 21.92 | 71.47 | 6.41 | 75.8 | 1 | 8.15 |
| 7/12/2015 | 14:00:00 | 22.09 | 71.76 | 6.47 | 76.7 | 1 | 8.13 |
| 7/12/2015 | 15:00:00 | 22.3 | 72.14 | 6.43 | 76.6 | 1 | 8.18 |
| 7/12/2015 | 16:00:00 | 22.51 | 72.51 | 6.34 | 75.8 | 1 | 8.18 |
| 7/12/2015 | 17:00:00 | 22.63 | 72.74 | 6.34 | 76 | 1 | 8.15 |
| 7/12/2015 | 18:00:00 | 22.72 | 72.9 | 6.46 | 77.5 | 1 | 8.15 |
| 7/12/2015 | 19:00:00 | 22.84 | 73.12 | 6.27 | 75.5 | 1 | 8.11 |
| 7/12/2015 | 20:00:00 | 22.88 | 73.18 | 6.25 | 75.3 | 1 | 8.13 |
| 7/12/2015 | 21:00:00 | 22.9 | 73.22 | 6.41 | 77.2 | 1 | 8.13 |
| 7/12/2015 | 22:00:00 | 22.96 | 73.33 | 6.4 | 77.2 | 1 | 8.13 |
| 7/12/2015 | 23:00:00 | 22.99 | 73.38 | 6.26 | 75.5 | 1 | 8.1 |
| 7/13/2015 | 0:00:00 | 23.01 | 73.42 | 6.32 | 76.3 | 1 | 8.1 |
| 7/13/2015 | 1:00:00 | 23.02 | 73.44 | 6.22 | 75.1 | 1 | 8.11 |
| 7/13/2015 | 2:00:00 | 22.96 | 73.33 | 6.14 | 74 | 1 | 8.1 |
| 7/13/2015 | 3:00:00 | 22.86 | 73.16 | 6.34 | 76.3 | 1 | 8.03 |
| 7/13/2015 | 4:00:00 | 22.74 | 72.94 | 6.28 | 75.4 | 1 | 8.1 |
| 7/13/2015 | 5:00:00 | 22.64 | 72.75 | 6 | 71.9 | 1 | 8.1 |
| 7/13/2015 | 6:00:00 | 22.52 | 72.54 | 6.07 | 72.5 | 1 | 8.06 |
| 7/13/2015 | 7:00:00 | 22.41 | 72.35 | 6.2 | 74 | 1 | 8.08 |
| 7/13/2015 | 8:00:00 | 22.29 | 72.13 | 6.16 | 73.3 | 1 | 8.06 |
| 7/13/2015 | 9:00:00 | 22.19 | 71.95 | 6.16 | 73.2 | 1 | 8.06 |
| 7/13/2015 | 10:00:00 | 22.13 | 71.83 | 6.01 | 71.3 | 1 | 8.06 |
| 7/13/2015 | 11:00:00 | 22.07 | 71.72 | 5.96 | 70.6 | 1 | 8.05 |
| 7/13/2015 | 12:00:00 | 22.06 | 71.72 | 5.99 | 71 | 1 | 8.05 |
| 7/13/2015 | 13:00:00 | 22.08 | 71.75 | 5.98 | 70.9 | 1 | 8.05 |
| 7/13/2015 | 14:00:00 | 22.18 | 71.92 | 5.96 | 70.8 | 1 | 7.94 |
| 7/13/2015 | 15:00:00 | 22.23 | 72.02 | 6.13 | 72.8 | 1 | 8.06 |
| 7/13/2015 | 16:00:00 | 22.29 | 72.13 | 6.03 | 71.8 | 1 | 8.05 |
| 7/13/2015 | 17:00:00 | 22.58 | 72.66 | 6.13 | 73.4 | 1 | 8.06 |
| 7/13/2015 | 18:00:00 | 22.9 | 73.22 | 6.05 | 72.9 | 1 | 8.03 |
| 7/13/2015 | 19:00:00 | 23.11 | 73.6 | 6.15 | 74.4 | 1 | 8.03 |
| 7/13/2015 | 20:00:00 | 23.27 | 73.89 | 6.15 | 74.6 | 1 | 8.03 |
| 7/13/2015 | 21:00:00 | 23.31 | 73.96 | 6.07 | 73.7 | 1 | 8.06 |
| 7/13/2015 | 22:00:00 | 23.33 | 73.99 | 6.09 | 74 | 1 | 8.01 |
| 7/13/2015 | 23:00:00 | 23.34 | 74.01 | 6.03 | 73.3 | 1 | 8.01 |
| 7/14/2015 | 0:00:00 | 23.31 | 73.96 | 6.03 | 73.3 | 1 | 7.91 |

Out of water for reprogramming

Eureka_Mant: V6.97

Unit recalibrated and deployed

| DATE | TIME | Temp_deg_C | DO_mg/l | |
|-----------|----------|------------|---------|------|
| 7/15/2015 | 14:00:00 | 23.61 | 76.02 | 8.15 |
| 7/15/2015 | 15:00:00 | 22.22 | 71.55 | 8.2 |
| 7/15/2015 | 16:00:00 | 21.43 | 69.00 | 8.67 |
| 7/15/2015 | 17:00:00 | 22.3 | 71.81 | 7.44 |

Note: After programming some paramters did not get reset, and were not recorded during this interval. Paramater reset below.

| | | | | |
|-----------|----------|-------|-------|------|
| 7/15/2015 | 18:00:00 | 22.58 | 72.71 | 7.35 |
| 7/15/2015 | 19:00:00 | 22.84 | 73.54 | 7.18 |
| 7/15/2015 | 20:00:00 | 23.05 | 74.22 | 7.23 |
| 7/15/2015 | 21:00:00 | 23.19 | 74.67 | 7.16 |
| 7/15/2015 | 22:00:00 | 23.25 | 74.87 | 7.13 |
| 7/15/2015 | 23:00:00 | 23.2 | 74.70 | 7.02 |
| 7/16/2015 | 0:00:00 | 23.24 | 74.83 | 6.96 |
| 7/16/2015 | 1:00:00 | 23.25 | 74.87 | 6.92 |
| 7/16/2015 | 2:00:00 | 23.25 | 74.87 | 6.74 |
| 7/16/2015 | 3:00:00 | 23.21 | 74.74 | 6.81 |
| 7/16/2015 | 4:00:00 | 23.09 | 74.35 | 6.79 |
| 7/16/2015 | 5:00:00 | 22.97 | 73.96 | 6.82 |
| 7/16/2015 | 6:00:00 | 22.81 | 73.45 | 6.77 |
| 7/16/2015 | 7:00:00 | 22.63 | 72.87 | 6.76 |
| 7/16/2015 | 8:00:00 | 22.4 | 72.13 | 6.77 |
| 7/16/2015 | 9:00:00 | 22.19 | 71.45 | 6.68 |
| 7/16/2015 | 10:00:00 | 22 | 70.84 | 6.69 |
| 7/16/2015 | 11:00:00 | 21.82 | 70.26 | 6.7 |
| 7/16/2015 | 12:00:00 | 21.7 | 69.87 | 6.7 |
| 7/16/2015 | 13:00:00 | 21.75 | 70.04 | 6.84 |
| 7/16/2015 | 14:00:00 | 22 | 70.84 | 6.7 |
| 7/16/2015 | 15:00:00 | 22.27 | 71.71 | 6.82 |
| 7/16/2015 | 16:00:00 | 22.63 | 72.87 | 6.92 |
| 7/16/2015 | 17:00:00 | 22.95 | 73.90 | 6.93 |
| 7/16/2015 | 18:00:00 | 23.06 | 74.25 | 6.94 |
| 7/16/2015 | 19:00:00 | 23.12 | 74.45 | 6.88 |
| 7/16/2015 | 20:00:00 | 23.13 | 74.48 | 6.99 |
| 7/16/2015 | 21:00:00 | 23.02 | 74.12 | 6.95 |
| 7/16/2015 | 22:00:00 | 22.93 | 73.83 | 6.77 |
| 7/16/2015 | 23:00:00 | 22.9 | 73.74 | 6.8 |
| 7/17/2015 | 0:00:00 | 22.9 | 73.74 | 6.78 |
| 7/17/2015 | 1:00:00 | 22.94 | 73.87 | 6.71 |
| 7/17/2015 | 2:00:00 | 22.95 | 73.90 | 6.58 |
| 7/17/2015 | 3:00:00 | 22.95 | 73.90 | 6.68 |
| 7/17/2015 | 4:00:00 | 22.91 | 73.77 | 6.67 |
| 7/17/2015 | 5:00:00 | 22.78 | 73.35 | 6.63 |
| 7/17/2015 | 6:00:00 | 22.66 | 72.97 | 6.66 |
| 7/17/2015 | 7:00:00 | 22.55 | 72.61 | 6.65 |
| 7/17/2015 | 8:00:00 | 22.45 | 72.29 | 6.5 |
| 7/17/2015 | 9:00:00 | 22.33 | 71.90 | 6.48 |
| 7/17/2015 | 10:00:00 | 22.22 | 71.55 | 6.58 |
| 7/17/2015 | 11:00:00 | 22.15 | 71.32 | 6.61 |
| 7/17/2015 | 12:00:00 | 22.11 | 71.19 | 6.61 |
| 7/17/2015 | 13:00:00 | 22.1 | 71.16 | 6.43 |
| 7/17/2015 | 14:00:00 | 22.13 | 71.26 | 6.61 |
| 7/17/2015 | 15:00:00 | 22.28 | 71.74 | 6.69 |
| 7/17/2015 | 16:00:00 | 22.64 | 72.90 | 6.72 |

| | | | | |
|-----------|----------|-------|-------|------|
| 7/17/2015 | 17:00:00 | 22.82 | 73.48 | 6.76 |
| 7/17/2015 | 18:00:00 | 23.13 | 74.48 | 6.7 |
| 7/17/2015 | 19:00:00 | 23.19 | 74.67 | 6.67 |
| 7/17/2015 | 20:00:00 | 23.33 | 75.12 | 6.76 |
| 7/17/2015 | 21:00:00 | 23.43 | 75.44 | 6.74 |
| 7/17/2015 | 22:00:00 | 23.54 | 75.80 | 6.69 |
| 7/17/2015 | 23:00:00 | 23.59 | 75.96 | 6.58 |
| 7/18/2015 | 0:00:00 | 23.56 | 75.86 | 6.51 |
| 7/18/2015 | 1:00:00 | 23.52 | 75.73 | 6.51 |
| 7/18/2015 | 2:00:00 | 23.47 | 75.57 | 6.59 |
| 7/18/2015 | 3:00:00 | 23.45 | 75.51 | 6.47 |
| 7/18/2015 | 4:00:00 | 23.37 | 75.25 | 6.6 |
| 7/18/2015 | 5:00:00 | 23.33 | 75.12 | 6.6 |
| 7/18/2015 | 6:00:00 | 23.24 | 74.83 | 6.44 |
| 7/18/2015 | 7:00:00 | 23.15 | 74.54 | 6.58 |
| 7/18/2015 | 8:00:00 | 23.03 | 74.16 | 6.47 |
| 7/18/2015 | 9:00:00 | 22.88 | 73.67 | 6.63 |
| 7/18/2015 | 10:00:00 | 22.74 | 73.22 | 6.68 |
| 7/18/2015 | 11:00:00 | 22.6 | 72.77 | 6.58 |
| 7/18/2015 | 12:00:00 | 22.52 | 72.51 | 6.61 |
| 7/18/2015 | 13:00:00 | 22.5 | 72.45 | 6.65 |
| 7/18/2015 | 14:00:00 | 22.51 | 72.48 | 6.77 |
| 7/18/2015 | 15:00:00 | 22.59 | 72.74 | 6.85 |
| 7/18/2015 | 16:00:00 | 22.82 | 73.48 | 6.8 |
| 7/18/2015 | 17:00:00 | 23.07 | 74.29 | 6.93 |
| 7/18/2015 | 18:00:00 | 23.47 | 75.57 | 7.11 |
| 7/18/2015 | 19:00:00 | 23.73 | 76.41 | 7.02 |
| 7/18/2015 | 20:00:00 | 23.91 | 76.99 | 7.14 |
| 7/18/2015 | 21:00:00 | 24.06 | 77.47 | 7.11 |
| 7/18/2015 | 22:00:00 | 24.15 | 77.76 | 7.1 |
| 7/18/2015 | 23:00:00 | 24.16 | 77.80 | 6.94 |
| 7/19/2015 | 0:00:00 | 24.07 | 77.51 | 6.93 |
| 7/19/2015 | 1:00:00 | 24.01 | 77.31 | 6.89 |
| 7/19/2015 | 2:00:00 | 24 | 77.28 | 6.79 |
| 7/19/2015 | 3:00:00 | 24.01 | 77.31 | 6.92 |
| 7/19/2015 | 4:00:00 | 24 | 77.28 | 6.94 |
| 7/19/2015 | 5:00:00 | 23.92 | 77.02 | 6.88 |
| 7/19/2015 | 6:00:00 | 23.85 | 76.80 | 6.91 |
| 7/19/2015 | 7:00:00 | 23.8 | 76.64 | 6.83 |
| 7/19/2015 | 8:00:00 | 23.69 | 76.28 | 6.84 |
| 7/19/2015 | 9:00:00 | 23.54 | 75.80 | 6.98 |
| 7/19/2015 | 10:00:00 | 23.37 | 75.25 | 6.91 |
| 7/19/2015 | 11:00:00 | 23.2 | 74.70 | 7.03 |
| 7/19/2015 | 12:00:00 | 23.07 | 74.29 | 6.92 |
| 7/19/2015 | 13:00:00 | 23.02 | 74.12 | 7.1 |
| 7/19/2015 | 14:00:00 | 23.12 | 74.45 | 7.17 |
| 7/19/2015 | 15:00:00 | 23.41 | 75.38 | 7.13 |

| | | | | |
|-----------|----------|-------|-------|------|
| 7/19/2015 | 16:00:00 | 23.6 | 75.99 | 7.32 |
| 7/19/2015 | 17:00:00 | 23.81 | 76.67 | 7.41 |
| 7/19/2015 | 18:00:00 | 23.92 | 77.02 | 7.44 |
| 7/19/2015 | 19:00:00 | 23.99 | 77.25 | 7.41 |
| 7/19/2015 | 20:00:00 | 24.04 | 77.41 | 7.31 |
| 7/19/2015 | 21:00:00 | 24.03 | 77.38 | 7.32 |
| 7/19/2015 | 22:00:00 | 24.03 | 77.38 | 7.26 |
| 7/19/2015 | 23:00:00 | 23.96 | 77.15 | 7.42 |
| 7/20/2015 | 0:00:00 | 23.89 | 76.93 | 7.28 |
| 7/20/2015 | 1:00:00 | 23.85 | 76.80 | 7.19 |
| 7/20/2015 | 2:00:00 | 23.88 | 76.89 | 7.22 |
| 7/20/2015 | 3:00:00 | 23.85 | 76.80 | 7.28 |
| 7/20/2015 | 4:00:00 | 23.78 | 76.57 | 7.25 |
| 7/20/2015 | 5:00:00 | 23.65 | 76.15 | 7.15 |
| 7/20/2015 | 6:00:00 | 23.53 | 75.77 | 7.13 |
| 7/20/2015 | 7:00:00 | 23.45 | 75.51 | 7.25 |
| 7/20/2015 | 8:00:00 | 23.32 | 75.09 | 7.31 |
| 7/20/2015 | 9:00:00 | 23.18 | 74.64 | 7.32 |
| 7/20/2015 | 10:00:00 | 23.04 | 74.19 | 7.2 |
| 7/20/2015 | 11:00:00 | 22.93 | 73.83 | 7.23 |
| 7/20/2015 | 12:00:00 | 22.88 | 73.67 | 7.38 |
| 7/20/2015 | 13:00:00 | 22.94 | 73.86 | 7.39 |

YSI 7.70 mg/l

Out of water for maint and download,
cross check with YSI not convincing of
Manta accuracy

| DATE | TIME | Temp_deg_C | Temp_deg_F | DO_mg/l | DO_%Sat | Circ_Status | CablePower_V |
|--------------|----------|------------|------------|---------|---------|-------------|--------------|
| Eureka_Mant: | V6.97 | 0 | | | | | |
| 7/20/2015 | 14:00:00 | 23.07 | 73.53 | 6.6 | 80.3 | 1 | 7.96 |
| 7/20/2015 | 15:00:00 | 23.37 | 74.06 | 6.81 | 83.3 | 1 | 7.83 |
| 7/20/2015 | 16:00:00 | 23.6 | 74.49 | 6.72 | 82.6 | 1 | 7.94 |
| 7/20/2015 | 17:00:00 | 23.8 | 74.84 | 6.89 | 85 | 1 | 7.84 |
| 7/20/2015 | 18:00:00 | 23.99 | 75.19 | 6.76 | 83.8 | 1 | 7.93 |
| 7/20/2015 | 19:00:00 | 24.12 | 75.42 | 6.68 | 82.9 | 1 | 8.1 |
| 7/20/2015 | 20:00:00 | 24.24 | 75.64 | 6.48 | 80.7 | 1 | 7.93 |
| 7/20/2015 | 21:00:00 | 24.3 | 75.74 | 6.36 | 79.2 | 1 | 7.98 |
| 7/20/2015 | 22:00:00 | 24.31 | 75.76 | 6.72 | 83.7 | 1 | 7.91 |
| 7/20/2015 | 23:00:00 | 24.17 | 75.52 | 6.58 | 81.7 | 1 | 7.89 |
| 7/21/2015 | 0:00:00 | 24.08 | 75.35 | 6.61 | 82 | 1 | 7.88 |
| 7/21/2015 | 1:00:00 | 24.05 | 75.29 | 6.5 | 80.5 | 1 | 7.94 |
| 7/21/2015 | 2:00:00 | 24 | 75.21 | 6.45 | 79.8 | 1 | 7.89 |
| 7/21/2015 | 3:00:00 | 23.91 | 75.04 | 6.45 | 79.8 | 1 | 7.94 |
| 7/21/2015 | 4:00:00 | 23.78 | 74.81 | 6.43 | 79.3 | 1 | 8.03 |
| 7/21/2015 | 5:00:00 | 23.65 | 74.58 | 6.19 | 76.2 | 1 | 7.79 |
| 7/21/2015 | 6:00:00 | 23.54 | 74.38 | 6.19 | 76.1 | 1 | 8.03 |
| 7/21/2015 | 7:00:00 | 23.43 | 74.17 | 6.28 | 76.9 | 1 | 7.93 |
| 7/21/2015 | 8:00:00 | 23.27 | 73.89 | 6.52 | 79.6 | 1 | 7.89 |
| 7/21/2015 | 9:00:00 | 23.11 | 73.6 | 6.5 | 79.2 | 1 | 7.88 |

| | | | | | | | |
|-----------|----------|-------|-------|------|------|---|------|
| 7/21/2015 | 10:00:00 | 22.92 | 73.26 | 6.39 | 77.5 | 1 | 7.84 |
| 7/21/2015 | 11:00:00 | 22.74 | 72.94 | 6.53 | 78.9 | 1 | 7.84 |
| 7/21/2015 | 12:00:00 | 22.63 | 72.73 | 6.35 | 76.6 | 1 | 7.88 |
| 7/21/2015 | 13:00:00 | 22.61 | 72.7 | 6.53 | 78.8 | 1 | 7.86 |
| 7/21/2015 | 14:00:00 | 22.71 | 72.88 | 6.48 | 78.4 | 1 | 7.83 |
| 7/21/2015 | 15:00:00 | 22.93 | 73.28 | 6.67 | 80.9 | 1 | 7.89 |
| 7/21/2015 | 16:00:00 | 23.12 | 73.63 | 6.79 | 82.7 | 1 | 7.88 |
| 7/21/2015 | 17:00:00 | 23.35 | 74.04 | 6.84 | 83.7 | 1 | 7.86 |
| 7/21/2015 | 18:00:00 | 23.39 | 74.11 | 6.85 | 83.8 | 1 | 7.88 |
| 7/21/2015 | 19:00:00 | 23.41 | 74.14 | 6.84 | 83.8 | 1 | 7.86 |
| 7/21/2015 | 20:00:00 | 23.5 | 74.3 | 6.48 | 79.5 | 1 | 7.79 |
| 7/21/2015 | 21:00:00 | 23.58 | 74.44 | 6.36 | 78.2 | 1 | 7.72 |
| 7/21/2015 | 22:00:00 | 23.56 | 74.4 | 6.29 | 77.2 | 1 | 7.74 |
| 7/21/2015 | 23:00:00 | 23.48 | 74.27 | 6.38 | 78.2 | 1 | 7.74 |
| 7/22/2015 | 0:00:00 | 23.42 | 74.16 | 6.14 | 75.2 | 1 | 7.72 |
| 7/22/2015 | 1:00:00 | 23.4 | 74.12 | 6.16 | 75.5 | 1 | 7.72 |
| 7/22/2015 | 2:00:00 | 23.42 | 74.15 | 5.87 | 71.9 | 1 | 7.66 |
| 7/22/2015 | 3:00:00 | 23.42 | 74.15 | 6.02 | 73.8 | 1 | 7.72 |
| 7/22/2015 | 4:00:00 | 23.43 | 74.17 | 5.96 | 73 | 1 | 7.71 |
| 7/22/2015 | 5:00:00 | 23.31 | 73.96 | 5.86 | 71.6 | 1 | 7.72 |
| 7/22/2015 | 6:00:00 | 23.24 | 73.84 | 5.92 | 72.3 | 1 | 7.72 |
| 7/22/2015 | 7:00:00 | 23.17 | 73.72 | 6.04 | 73.6 | 1 | 7.69 |
| 7/22/2015 | 8:00:00 | 23.04 | 73.48 | 5.97 | 72.6 | 1 | 7.69 |
| 7/22/2015 | 9:00:00 | 22.95 | 73.32 | 5.84 | 70.9 | 1 | 7.69 |
| 7/22/2015 | 10:00:00 | 22.83 | 73.1 | 5.95 | 72.1 | 1 | 7.67 |
| 7/22/2015 | 11:00:00 | 22.76 | 72.98 | 5.92 | 71.7 | 1 | 7.71 |
| 7/22/2015 | 12:00:00 | 22.72 | 72.9 | 5.77 | 69.8 | 1 | 7.66 |
| 7/22/2015 | 13:00:00 | 22.82 | 73.07 | 5.88 | 71.2 | 1 | 7.71 |
| 7/22/2015 | 14:00:00 | 23 | 73.41 | 5.89 | 71.6 | 1 | 7.66 |
| 7/22/2015 | 15:00:00 | 23.22 | 73.81 | 5.65 | 69 | 1 | 7.67 |
| 7/22/2015 | 16:00:00 | 23.49 | 74.29 | 6.06 | 74.4 | 1 | 7.66 |
| 7/22/2015 | 17:00:00 | 23.89 | 75.01 | 6.29 | 77.8 | 1 | 7.66 |
| 7/22/2015 | 18:00:00 | 24.15 | 75.47 | 6.38 | 79.2 | 1 | 7.69 |
| 7/22/2015 | 19:00:00 | 24.2 | 75.56 | 6.23 | 77.4 | 1 | 7.71 |
| 7/22/2015 | 20:00:00 | 24.27 | 75.69 | 6.18 | 76.9 | 1 | 7.69 |
| 7/22/2015 | 21:00:00 | 24.29 | 75.72 | 5.97 | 74.3 | 1 | 7.66 |
| 7/22/2015 | 22:00:00 | 24.32 | 75.77 | 6.06 | 75.6 | 1 | 7.69 |
| 7/22/2015 | 23:00:00 | 24.29 | 75.73 | 5.99 | 74.7 | 1 | 7.69 |
| 7/23/2015 | 0:00:00 | 24.18 | 75.53 | 5.9 | 73.3 | 1 | 7.66 |
| 7/23/2015 | 1:00:00 | 24.13 | 75.43 | 5.92 | 73.5 | 1 | 7.66 |
| 7/23/2015 | 2:00:00 | 24.13 | 75.44 | 5.63 | 69.9 | 1 | 7.66 |
| 7/23/2015 | 3:00:00 | 24.12 | 75.43 | 5.57 | 69.2 | 1 | 7.64 |
| 7/23/2015 | 4:00:00 | 24.1 | 75.38 | 5.78 | 71.7 | 1 | 7.66 |
| 7/23/2015 | 5:00:00 | 24.06 | 75.32 | 5.69 | 70.5 | 1 | 7.69 |
| 7/23/2015 | 6:00:00 | 24.01 | 75.22 | 5.73 | 71 | 1 | 7.66 |
| 7/23/2015 | 7:00:00 | 23.94 | 75.1 | 5.65 | 69.9 | 1 | 7.66 |
| 7/23/2015 | 8:00:00 | 23.83 | 74.89 | 5.71 | 70.5 | 1 | 7.64 |

| | | | | | | | |
|-----------|----------|-------|-------|------|------|---|------|
| 7/23/2015 | 9:00:00 | 23.77 | 74.8 | 5.7 | 70.3 | 1 | 7.66 |
| 7/23/2015 | 10:00:00 | 23.71 | 74.69 | 5.62 | 69.2 | 1 | 7.61 |
| 7/23/2015 | 11:00:00 | 23.68 | 74.62 | 5.73 | 70.6 | 1 | 7.62 |
| 7/23/2015 | 12:00:00 | 23.68 | 74.64 | 5.48 | 67.4 | 1 | 7.62 |
| 7/23/2015 | 13:00:00 | 23.78 | 74.8 | 5.68 | 70.1 | 1 | 7.66 |
| 7/23/2015 | 14:00:00 | 23.96 | 75.13 | 5.47 | 67.7 | 1 | 7.62 |
| 7/23/2015 | 15:00:00 | 24.05 | 75.29 | 5.24 | 64.9 | 1 | 7.62 |
| 7/23/2015 | 16:00:00 | 24.27 | 75.69 | 5.45 | 67.8 | 1 | 7.66 |
| 7/23/2015 | 17:00:00 | 24.51 | 76.12 | 5.47 | 68.4 | 1 | 7.62 |
| 7/23/2015 | 18:00:00 | 25.18 | 77.33 | 5.84 | 74 | 1 | 7.62 |
| 7/23/2015 | 19:00:00 | 25.43 | 77.78 | 5.72 | 72.8 | 1 | 7.62 |
| 7/23/2015 | 20:00:00 | 25.29 | 77.52 | 5.81 | 73.8 | 1 | 7.66 |
| 7/23/2015 | 21:00:00 | 25.14 | 77.25 | 5.84 | 73.9 | 1 | 7.67 |
| 7/23/2015 | 22:00:00 | 25.1 | 77.18 | 5.99 | 75.7 | 1 | 7.64 |
| 7/23/2015 | 23:00:00 | 24.99 | 76.99 | 5.5 | 69.4 | 1 | 7.64 |
| 7/24/2015 | 0:00:00 | 24.84 | 76.71 | 5.63 | 70.8 | 1 | 7.64 |
| 7/24/2015 | 1:00:00 | 24.71 | 76.49 | 5.62 | 70.5 | 1 | 7.64 |
| 7/24/2015 | 2:00:00 | 24.65 | 76.37 | 5.8 | 72.7 | 1 | 7.62 |
| 7/24/2015 | 3:00:00 | 24.65 | 76.37 | 5.61 | 70.3 | 1 | 7.64 |
| 7/24/2015 | 4:00:00 | 24.65 | 76.38 | 6.01 | 75.3 | 1 | 7.62 |
| 7/24/2015 | 5:00:00 | 24.64 | 76.36 | 5.86 | 73.4 | 1 | 7.61 |
| 7/24/2015 | 6:00:00 | 24.64 | 76.35 | 5.78 | 72.4 | 1 | 7.62 |
| 7/24/2015 | 7:00:00 | 24.65 | 76.37 | 5.65 | 70.8 | 1 | 7.59 |
| 7/24/2015 | 8:00:00 | 24.65 | 76.38 | 5.69 | 71.4 | 1 | 7.62 |
| 7/24/2015 | 9:00:00 | 24.61 | 76.3 | 5.61 | 70.3 | 1 | 7.61 |
| 7/24/2015 | 10:00:00 | 24.55 | 76.2 | 5.77 | 72.2 | 1 | 7.57 |
| 7/24/2015 | 11:00:00 | 24.44 | 75.99 | 5.6 | 70 | 1 | 7.61 |
| 7/24/2015 | 12:00:00 | 24.41 | 75.95 | 5.41 | 67.5 | 1 | 7.59 |
| 7/24/2015 | 13:00:00 | 24.43 | 75.98 | 5.64 | 70.4 | 1 | 7.61 |
| 7/24/2015 | 14:00:00 | 24.48 | 76.07 | 5.56 | 69.5 | 1 | 7.57 |
| 7/24/2015 | 15:00:00 | 24.56 | 76.22 | 5.56 | 69.6 | 1 | 7.57 |
| 7/24/2015 | 16:00:00 | 24.62 | 76.32 | 5.53 | 69.3 | 1 | 7.62 |
| 7/24/2015 | 17:00:00 | 24.75 | 76.56 | 5.93 | 74.4 | 1 | 7.57 |
| 7/24/2015 | 18:00:00 | 25.02 | 77.03 | 5.97 | 75.4 | 1 | 7.59 |
| 7/24/2015 | 19:00:00 | 24.91 | 76.84 | 6.17 | 77.7 | 1 | 7.59 |
| 7/24/2015 | 20:00:00 | 24.81 | 76.66 | 5.86 | 73.7 | 1 | 7.57 |
| 7/24/2015 | 21:00:00 | 24.74 | 76.54 | 6.08 | 76.4 | 1 | 7.59 |
| 7/24/2015 | 22:00:00 | 24.73 | 76.52 | 5.91 | 74.2 | 1 | 7.61 |
| 7/24/2015 | 23:00:00 | 24.65 | 76.37 | 5.78 | 72.5 | 1 | 7.57 |
| 7/25/2015 | 0:00:00 | 24.54 | 76.18 | 5.75 | 72 | 1 | 7.55 |
| 7/25/2015 | 1:00:00 | 24.44 | 76 | 5.67 | 70.8 | 1 | 7.59 |
| 7/25/2015 | 2:00:00 | 24.4 | 75.92 | 5.73 | 71.5 | 1 | 7.55 |
| 7/25/2015 | 3:00:00 | 24.46 | 76.03 | 5.65 | 70.6 | 1 | 7.55 |
| 7/25/2015 | 4:00:00 | 24.49 | 76.09 | 5.62 | 70.3 | 1 | 7.59 |
| 7/25/2015 | 5:00:00 | 24.51 | 76.12 | 5.59 | 69.9 | 1 | 7.59 |
| 7/25/2015 | 6:00:00 | 24.54 | 76.18 | 5.56 | 69.6 | 1 | 7.59 |
| 7/25/2015 | 7:00:00 | 24.53 | 76.16 | 5.56 | 69.6 | 1 | 7.57 |

| | | | | | | | |
|-----------|----------|-------|-------|------|------|---|------|
| 7/25/2015 | 8:00:00 | 24.47 | 76.05 | 5.63 | 70.3 | 1 | 7.55 |
| 7/25/2015 | 9:00:00 | 24.43 | 75.98 | 5.44 | 67.9 | 1 | 7.59 |
| 7/25/2015 | 10:00:00 | 24.37 | 75.87 | 5.38 | 67.1 | 1 | 7.55 |
| 7/25/2015 | 11:00:00 | 24.3 | 75.75 | 5.35 | 66.6 | 1 | 7.57 |
| 7/25/2015 | 12:00:00 | 24.26 | 75.67 | 5.34 | 66.4 | 1 | 7.55 |
| 7/25/2015 | 13:00:00 | 24.34 | 75.82 | 5.47 | 68.2 | 1 | 7.47 |
| 7/25/2015 | 14:00:00 | 24.53 | 76.15 | 5.46 | 68.3 | 1 | 7.54 |
| 7/25/2015 | 15:00:00 | 24.74 | 76.54 | 5.44 | 68.3 | 1 | 7.5 |
| 7/25/2015 | 16:00:00 | 24.9 | 76.82 | 5.52 | 69.6 | 1 | 7.57 |
| 7/25/2015 | 17:00:00 | 25.37 | 77.66 | 5.64 | 71.7 | 1 | 7.52 |
| 7/25/2015 | 18:00:00 | 25.86 | 78.55 | 6.06 | 77.7 | 1 | 7.54 |
| 7/25/2015 | 19:00:00 | 26.13 | 79.04 | 5.99 | 77.2 | 1 | 7.57 |
| 7/25/2015 | 20:00:00 | 26.16 | 79.09 | 5.82 | 75 | 1 | 7.55 |
| 7/25/2015 | 21:00:00 | 26.03 | 78.87 | 5.86 | 75.4 | 1 | 7.55 |
| 7/25/2015 | 22:00:00 | 25.84 | 78.52 | 5.97 | 76.5 | 1 | 7.55 |
| 7/25/2015 | 23:00:00 | 25.73 | 78.31 | 5.69 | 72.8 | 1 | 7.54 |
| 7/26/2015 | 0:00:00 | 25.52 | 77.93 | 5.6 | 71.4 | 1 | 7.52 |
| 7/26/2015 | 1:00:00 | 25.35 | 77.64 | 5.81 | 73.9 | 1 | 7.55 |
| 7/26/2015 | 2:00:00 | 25.19 | 77.34 | 5.66 | 71.7 | 1 | 7.54 |
| 7/26/2015 | 3:00:00 | 25.07 | 77.14 | 5.62 | 71.1 | 1 | 7.47 |
| 7/26/2015 | 4:00:00 | 24.97 | 76.94 | 5.65 | 71.2 | 1 | 7.55 |
| 7/26/2015 | 5:00:00 | 24.9 | 76.83 | 5.5 | 69.3 | 1 | 7.49 |
| 7/26/2015 | 6:00:00 | 24.81 | 76.67 | 5.57 | 70.1 | 1 | 7.4 |
| 7/26/2015 | 7:00:00 | 24.75 | 76.56 | 5.41 | 68 | 1 | 7.49 |
| 7/26/2015 | 8:00:00 | 24.67 | 76.4 | 5.55 | 69.6 | 1 | 7.5 |
| 7/26/2015 | 9:00:00 | 24.6 | 76.28 | 5.44 | 68.2 | 1 | 7.54 |
| 7/26/2015 | 10:00:00 | 24.56 | 76.2 | 5.45 | 68.3 | 1 | 7.5 |
| 7/26/2015 | 11:00:00 | 24.55 | 76.2 | 5.36 | 67 | 1 | 7.49 |
| 7/26/2015 | 12:00:00 | 24.57 | 76.24 | 5.42 | 67.8 | 1 | 7.47 |
| 7/26/2015 | 13:00:00 | 24.68 | 76.43 | 5.34 | 67 | 1 | 7.49 |
| 7/26/2015 | 14:00:00 | 24.9 | 76.83 | 5.43 | 68.4 | 1 | 7.5 |
| 7/26/2015 | 15:00:00 | 25.15 | 77.28 | 5.1 | 64.5 | 1 | 7.49 |
| 7/26/2015 | 16:00:00 | 25.5 | 77.9 | 5.51 | 70.2 | 1 | 7.5 |
| 7/26/2015 | 17:00:00 | 25.67 | 78.22 | 5.39 | 68.8 | 1 | 7.47 |
| 7/26/2015 | 18:00:00 | 26.17 | 79.12 | 5.8 | 74.8 | 1 | 7.47 |
| 7/26/2015 | 19:00:00 | 26.62 | 79.91 | 5.49 | 71.3 | 1 | 7.47 |
| 7/26/2015 | 20:00:00 | 26.58 | 79.84 | 5.53 | 71.8 | 1 | 7.45 |
| 7/26/2015 | 21:00:00 | 26.35 | 79.43 | 5.67 | 73.3 | 1 | 7.49 |
| 7/26/2015 | 22:00:00 | 26.1 | 78.98 | 5.48 | 70.5 | 1 | 7.47 |
| 7/26/2015 | 23:00:00 | 25.9 | 78.63 | 5.47 | 70.2 | 1 | 7.49 |
| 7/27/2015 | 0:00:00 | 25.69 | 78.25 | 5.36 | 68.5 | 1 | 7.49 |
| 7/27/2015 | 1:00:00 | 25.47 | 77.85 | 5.43 | 69.2 | 1 | 7.49 |
| 7/27/2015 | 2:00:00 | 25.31 | 77.56 | 5.29 | 67.1 | 1 | 7.5 |
| 7/27/2015 | 3:00:00 | 25.21 | 77.39 | 5.13 | 65.1 | 1 | 7.5 |
| 7/27/2015 | 4:00:00 | 25.2 | 77.37 | 5.21 | 66 | 1 | 7.42 |
| 7/27/2015 | 5:00:00 | 25.22 | 77.41 | 5.18 | 65.7 | 1 | 7.49 |
| 7/27/2015 | 6:00:00 | 25.21 | 77.38 | 5.01 | 63.5 | 1 | 7.49 |

| | | | | | | | |
|-----------|----------|-------|-------|------|------|---|------|
| 7/27/2015 | 7:00:00 | 25.15 | 77.27 | 5.09 | 64.5 | 1 | 7.35 |
| 7/27/2015 | 8:00:00 | 25.15 | 77.27 | 5.15 | 65.2 | 1 | 7.44 |
| 7/27/2015 | 9:00:00 | 25.11 | 77.21 | 5.14 | 65.1 | 1 | 7.44 |
| 7/27/2015 | 10:00:00 | 25.13 | 77.24 | 5.17 | 65.4 | 1 | 7.47 |
| 7/27/2015 | 11:00:00 | 25.11 | 77.19 | 4.99 | 63.1 | 1 | 7.44 |
| 7/27/2015 | 12:00:00 | 25.11 | 77.2 | 4.98 | 63 | 1 | 7.45 |
| 7/27/2015 | 13:00:00 | 25.2 | 77.36 | 5.1 | 64.7 | 1 | 7.45 |
| 7/27/2015 | 14:00:00 | 25.35 | 77.63 | 5.06 | 64.3 | 1 | 7.45 |
| 7/27/2015 | 15:00:00 | 25.34 | 77.61 | 4.85 | 61.6 | 1 | 7.47 |
| 7/27/2015 | 16:00:00 | 26.02 | 78.85 | 5.01 | 64.5 | 1 | 7.45 |
| 7/27/2015 | 17:00:00 | 26.05 | 78.89 | 4.93 | 63.4 | 1 | 7.45 |
| 7/27/2015 | 18:00:00 | 26.23 | 79.22 | 5.32 | 68.7 | 1 | 7.45 |
| 7/27/2015 | 19:00:00 | 26.82 | 80.28 | 5.45 | 71.1 | 1 | 7.45 |
| 7/27/2015 | 20:00:00 | 27.04 | 80.68 | 5.41 | 70.8 | 1 | 7.42 |
| 7/27/2015 | 21:00:00 | 26.89 | 80.4 | 5.34 | 69.8 | 1 | 7.42 |
| 7/27/2015 | 22:00:00 | 26.64 | 79.96 | 5.33 | 69.3 | 1 | 7.45 |
| 7/27/2015 | 23:00:00 | 26.48 | 79.66 | 5.21 | 67.5 | 1 | 7.42 |
| 7/28/2015 | 0:00:00 | 26.32 | 79.38 | 5.13 | 66.3 | 1 | 7.44 |
| 7/28/2015 | 1:00:00 | 26.1 | 78.98 | 5.05 | 65 | 1 | 7.45 |
| 7/28/2015 | 2:00:00 | 25.92 | 78.66 | 5.06 | 65 | 1 | 7.45 |
| 7/28/2015 | 3:00:00 | 25.79 | 78.43 | 4.86 | 62.3 | 1 | 7.4 |
| 7/28/2015 | 4:00:00 | 25.67 | 78.2 | 4.87 | 62.3 | 1 | 7.44 |
| 7/28/2015 | 5:00:00 | 25.63 | 78.14 | 5.05 | 64.5 | 1 | 7.4 |
| 7/28/2015 | 6:00:00 | 25.61 | 78.1 | 4.85 | 62 | 1 | 7.4 |
| 7/28/2015 | 7:00:00 | 25.62 | 78.11 | 4.86 | 62 | 1 | 7.44 |
| 7/28/2015 | 8:00:00 | 25.59 | 78.06 | 4.87 | 62.2 | 1 | 7.4 |
| 7/28/2015 | 9:00:00 | 25.54 | 77.98 | 4.75 | 60.5 | 1 | 7.38 |
| 7/28/2015 | 10:00:00 | 25.5 | 77.9 | 4.8 | 61.1 | 1 | 7.42 |
| 7/28/2015 | 11:00:00 | 25.44 | 77.79 | 4.86 | 61.9 | 1 | 7.38 |
| 7/28/2015 | 12:00:00 | 25.42 | 77.77 | 4.81 | 61.2 | 1 | 7.32 |
| 7/28/2015 | 13:00:00 | 25.49 | 77.88 | 4.96 | 63.2 | 1 | 7.4 |
| 7/28/2015 | 14:00:00 | 25.57 | 78.02 | 4.78 | 61 | 1 | 7.38 |
| 7/28/2015 | 15:00:00 | 25.65 | 78.17 | 4.67 | 59.6 | 1 | 7.28 |
| 7/28/2015 | 16:00:00 | 25.75 | 78.35 | 4.7 | 60.1 | 1 | 7.4 |
| 7/28/2015 | 17:00:00 | 25.93 | 78.67 | 4.75 | 61 | 1 | 7.4 |
| 7/28/2015 | 18:00:00 | 25.93 | 78.68 | 4.96 | 63.7 | 1 | 7.33 |
| 7/28/2015 | 19:00:00 | 26.21 | 79.19 | 5.24 | 67.7 | 1 | 7.38 |
| 7/28/2015 | 20:00:00 | 26.08 | 78.95 | 5.35 | 68.9 | 1 | 7.38 |
| 7/28/2015 | 21:00:00 | 25.93 | 78.67 | 5.21 | 66.9 | 1 | 7.37 |
| 7/28/2015 | 22:00:00 | 25.72 | 78.3 | 5.18 | 66.2 | 1 | 7.4 |
| 7/28/2015 | 23:00:00 | 25.61 | 78.1 | 5.1 | 65.2 | 1 | 7.35 |
| 7/29/2015 | 0:00:00 | 25.45 | 77.82 | 5.04 | 64.2 | 1 | 7.35 |
| 7/29/2015 | 1:00:00 | 25.28 | 77.51 | 5.29 | 67.1 | 1 | 7.37 |
| 7/29/2015 | 2:00:00 | 25.14 | 77.26 | 5.05 | 63.9 | 1 | 7.32 |
| 7/29/2015 | 3:00:00 | 25.05 | 77.09 | 4.83 | 61.1 | 1 | 7.33 |
| 7/29/2015 | 4:00:00 | 24.99 | 76.99 | 4.94 | 62.3 | 1 | 7.35 |
| 7/29/2015 | 5:00:00 | 25.01 | 77.02 | 5.05 | 63.8 | 1 | 7.32 |

| | | | | | | | |
|-----------|----------|-------|-------|------|------|---|------|
| 7/29/2015 | 6:00:00 | 25.03 | 77.05 | 4.88 | 61.6 | 1 | 7.32 |
| 7/29/2015 | 7:00:00 | 25.03 | 77.06 | 4.8 | 60.6 | 1 | 7.32 |
| 7/29/2015 | 8:00:00 | 25.01 | 77.02 | 4.93 | 62.2 | 1 | 7.32 |
| 7/29/2015 | 9:00:00 | 25.01 | 77.03 | 5 | 63.2 | 1 | 7.3 |
| 7/29/2015 | 10:00:00 | 25 | 77.01 | 5.02 | 63.4 | 1 | 7.35 |
| 7/29/2015 | 11:00:00 | 24.97 | 76.95 | 5 | 63.1 | 1 | 7.32 |
| 7/29/2015 | 12:00:00 | 24.91 | 76.84 | 5.03 | 63.4 | 1 | 7.3 |
| 7/29/2015 | 13:00:00 | 24.99 | 76.99 | 5.08 | 64.1 | 1 | 7.33 |

Eureka_Mant:V6.97 0

DATE TIME Temp_deg_C Temp_deg_F DO_mg/l DO_%Sat Circ_Status CablePower_V

| DATE | TIME | Temp_deg | Temp_deg_F | DO_mg/l | DO_%Sat | Circ_Status | CablePower_V |
|-----------|----------|----------|------------|---------|---------|-------------|--------------|
| 4/26/2015 | 20:00:00 | 9.76 | 49.58 | 12.32 | 113.4 | 1 | 8.62 |
| 4/26/2015 | 21:00:00 | 9.83 | 49.69 | 12.11 | 111.6 | 1 | 8.66 |
| 4/26/2015 | 22:00:00 | 9.8 | 49.65 | 11.78 | 108.5 | 1 | 8.68 |
| 4/26/2015 | 23:00:00 | 9.66 | 49.4 | 11.89 | 109.2 | 1 | 8.66 |
| 4/27/2015 | 0:00:00 | 9.53 | 49.15 | 11.89 | 108.8 | 1 | 8.69 |
| 4/27/2015 | 1:00:00 | 9.38 | 48.88 | 11.93 | 108.8 | 1 | 8.68 |
| 4/27/2015 | 2:00:00 | 9.21 | 48.59 | 11.93 | 108.3 | 1 | 8.66 |
| 4/27/2015 | 3:00:00 | 9.04 | 48.27 | 12 | 108.5 | 1 | 8.66 |
| 4/27/2015 | 4:00:00 | 8.88 | 47.98 | 12.06 | 108.6 | 1 | 8.64 |
| 4/27/2015 | 5:00:00 | 8.74 | 47.73 | 11.9 | 106.9 | 1 | 8.62 |
| 4/27/2015 | 6:00:00 | 8.61 | 47.5 | 12.45 | 111.4 | 1 | 8.57 |
| 4/27/2015 | 7:00:00 | 8.51 | 47.32 | 12.28 | 109.6 | 1 | 8.57 |
| 4/27/2015 | 8:00:00 | 8.42 | 47.16 | 12.46 | 111 | 1 | 8.57 |
| 4/27/2015 | 9:00:00 | 8.37 | 47.07 | 12.53 | 111.5 | 1 | 8.56 |
| 4/27/2015 | 10:00:00 | 8.32 | 46.98 | 12.6 | 112 | 1 | 8.61 |
| 4/27/2015 | 11:00:00 | 8.31 | 46.96 | 12.59 | 111.9 | 1 | 8.57 |
| 4/27/2015 | 12:00:00 | 8.31 | 46.97 | 12.61 | 112.1 | 1 | 8.52 |
| 4/27/2015 | 13:00:00 | 8.45 | 47.21 | 12.68 | 113 | 1 | 8.52 |
| 4/27/2015 | 14:00:00 | 8.68 | 47.62 | 12.51 | 112.1 | 1 | 8.56 |
| 4/27/2015 | 15:00:00 | 8.95 | 48.12 | 12.45 | 112.4 | 1 | 8.54 |
| 4/27/2015 | 16:00:00 | 9.28 | 48.71 | 12.63 | 114.9 | 1 | 8.51 |
| 4/27/2015 | 17:00:00 | 9.62 | 49.32 | 12.38 | 113.5 | 1 | 8.56 |
| 4/27/2015 | 18:00:00 | 9.98 | 49.96 | 12.45 | 115.1 | 1 | 8.49 |
| 4/27/2015 | 19:00:00 | 10.17 | 50.32 | 12.34 | 114.7 | 1 | 8.52 |
| 4/27/2015 | 20:00:00 | 10.32 | 50.59 | 12.29 | 114.6 | 1 | 8.51 |
| 4/27/2015 | 21:00:00 | 10.4 | 50.72 | 12.04 | 112.5 | 1 | 8.49 |
| 4/27/2015 | 22:00:00 | 10.4 | 50.73 | 12.1 | 113.1 | 1 | 8.47 |
| 4/27/2015 | 23:00:00 | 10.33 | 50.59 | 12.04 | 112.3 | 1 | 8.44 |
| 4/28/2015 | 0:00:00 | 10.22 | 50.4 | 12 | 111.6 | 1 | 8.47 |
| 4/28/2015 | 1:00:00 | 10.09 | 50.17 | 12.02 | 111.5 | 1 | 8.45 |
| 4/28/2015 | 2:00:00 | 9.94 | 49.89 | 11.85 | 109.5 | 1 | 8.44 |
| 4/28/2015 | 3:00:00 | 9.75 | 49.56 | 12.12 | 111.5 | 1 | 8.42 |
| 4/28/2015 | 4:00:00 | 9.58 | 49.25 | 12.12 | 111.1 | 1 | 8.44 |
| 4/28/2015 | 5:00:00 | 9.4 | 48.92 | 12.09 | 110.3 | 1 | 8.44 |
| 4/28/2015 | 6:00:00 | 9.23 | 48.61 | 12.3 | 111.8 | 1 | 8.37 |
| 4/28/2015 | 7:00:00 | 9.11 | 48.4 | 12.38 | 112.1 | 1 | 8.42 |
| 4/28/2015 | 8:00:00 | 9.03 | 48.26 | 12.37 | 111.9 | 1 | 8.4 |
| 4/28/2015 | 9:00:00 | 8.98 | 48.18 | 12.57 | 113.5 | 1 | 8.39 |
| 4/28/2015 | 10:00:00 | 8.95 | 48.11 | 12.38 | 111.7 | 1 | 8.39 |
| 4/28/2015 | 11:00:00 | 8.98 | 48.16 | 12.55 | 113.3 | 1 | 8.39 |
| 4/28/2015 | 12:00:00 | 9.09 | 48.37 | 12.54 | 113.6 | 1 | 8.4 |
| 4/28/2015 | 13:00:00 | 9.27 | 48.69 | 12.56 | 114.2 | 1 | 8.37 |
| 4/28/2015 | 14:00:00 | 9.58 | 49.25 | 12.56 | 115.1 | 1 | 8.42 |
| 4/28/2015 | 15:00:00 | 9.9 | 49.82 | 12.54 | 115.7 | 1 | 8.4 |
| 4/28/2015 | 16:00:00 | 10.23 | 50.42 | 12.47 | 116 | 1 | 8.35 |
| 4/28/2015 | 17:00:00 | 10.56 | 51.01 | 12.4 | 116.3 | 1 | 8.37 |

| | | | | | | | |
|-----------|----------|-------|-------|-------|-------|---|------|
| 4/28/2015 | 18:00:00 | 10.87 | 51.57 | 12.14 | 114.6 | 1 | 8.35 |
| 4/28/2015 | 19:00:00 | 11.05 | 51.89 | 12.21 | 115.8 | 1 | 8.32 |
| 4/28/2015 | 20:00:00 | 11.26 | 52.28 | 12.12 | 115.5 | 1 | 8.34 |
| 4/28/2015 | 21:00:00 | 11.3 | 52.34 | 12.02 | 114.6 | 1 | 8.34 |
| 4/28/2015 | 22:00:00 | 11.29 | 52.32 | 11.78 | 112.3 | 1 | 8.34 |
| 4/28/2015 | 23:00:00 | 11.22 | 52.2 | 11.86 | 112.9 | 1 | 8.37 |
| 4/29/2015 | 0:00:00 | 11.12 | 52.02 | 11.8 | 112.1 | 1 | 8.3 |
| 4/29/2015 | 1:00:00 | 11 | 51.81 | 11.26 | 106.7 | 1 | 8.51 |
| 4/29/2015 | 2:00:00 | 10.82 | 51.48 | 11.11 | 104.8 | 1 | 8.49 |
| 4/29/2015 | 3:00:00 | 10.62 | 51.11 | 11.37 | 106.7 | 1 | 8.52 |
| 4/29/2015 | 4:00:00 | 10.42 | 50.76 | 11.23 | 104.9 | 1 | 8.51 |
| 4/29/2015 | 5:00:00 | 10.26 | 50.47 | 11.22 | 104.5 | 1 | 8.49 |
| 4/29/2015 | 6:00:00 | 10.12 | 50.22 | 11.35 | 105.3 | 1 | 8.52 |
| 4/29/2015 | 7:00:00 | 10.03 | 50.06 | 11.41 | 105.7 | 1 | 8.49 |
| 4/29/2015 | 8:00:00 | 9.99 | 49.98 | 11.43 | 105.7 | 1 | 8.49 |
| 4/29/2015 | 9:00:00 | 9.98 | 49.96 | 11.49 | 106.3 | 1 | 8.49 |
| 4/29/2015 | 10:00:00 | 9.97 | 49.95 | 11.68 | 108 | 1 | 8.44 |
| 4/29/2015 | 11:00:00 | 9.99 | 49.99 | 11.68 | 108.1 | 1 | 8.39 |
| 4/29/2015 | 12:00:00 | 10.04 | 50.07 | 11.52 | 106.7 | 1 | 8.47 |
| 4/29/2015 | 13:00:00 | 10.15 | 50.27 | 11.69 | 108.5 | 1 | 8.4 |
| 4/29/2015 | 14:00:00 | 10.38 | 50.7 | 11.57 | 108 | 1 | 8.47 |
| 4/29/2015 | 15:00:00 | 10.74 | 51.33 | 11.65 | 109.7 | 1 | 8.44 |
| 4/29/2015 | 16:00:00 | 11 | 51.8 | 11.59 | 109.8 | 1 | 8.47 |
| 4/29/2015 | 17:00:00 | 11.26 | 52.28 | 11.3 | 107.7 | 1 | 8.45 |
| 4/29/2015 | 18:00:00 | 11.51 | 52.72 | 11.62 | 111.4 | 1 | 8.47 |
| 4/29/2015 | 19:00:00 | 11.64 | 52.95 | 11.19 | 107.5 | 1 | 8.42 |
| 4/29/2015 | 20:00:00 | 11.73 | 53.12 | 11.14 | 107.3 | 1 | 8.45 |
| 4/29/2015 | 21:00:00 | 11.84 | 53.32 | 11.16 | 107.8 | 1 | 8.44 |
| 4/29/2015 | 22:00:00 | 11.75 | 53.16 | 11.31 | 109 | 1 | 8.44 |
| 4/29/2015 | 23:00:00 | 11.66 | 52.98 | 11.21 | 107.8 | 1 | 8.44 |
| 4/30/2015 | 0:00:00 | 11.5 | 52.7 | 11.29 | 108.2 | 1 | 8.4 |
| 4/30/2015 | 1:00:00 | 11.35 | 52.43 | 11.22 | 107.2 | 1 | 8.44 |
| 4/30/2015 | 2:00:00 | 11.17 | 52.11 | 11.01 | 104.7 | 1 | 8.4 |
| 4/30/2015 | 3:00:00 | 10.93 | 51.68 | 11.2 | 105.9 | 1 | 8.42 |
| 4/30/2015 | 4:00:00 | 10.7 | 51.26 | 11.38 | 107.1 | 1 | 8.45 |
| 4/30/2015 | 5:00:00 | 10.49 | 50.88 | 11.5 | 107.7 | 1 | 8.39 |
| 4/30/2015 | 6:00:00 | 10.35 | 50.63 | 11.37 | 106.1 | 1 | 8.39 |
| 4/30/2015 | 7:00:00 | 10.24 | 50.44 | 11.48 | 106.8 | 1 | 8.39 |
| 4/30/2015 | 8:00:00 | 10.17 | 50.32 | 11.5 | 106.8 | 1 | 8.4 |
| 4/30/2015 | 9:00:00 | 10.16 | 50.29 | 11.58 | 107.6 | 1 | 8.4 |
| 4/30/2015 | 10:00:00 | 10.19 | 50.34 | 11.7 | 108.7 | 1 | 8.39 |
| 4/30/2015 | 11:00:00 | 10.22 | 50.39 | 11.66 | 108.4 | 1 | 8.4 |
| 4/30/2015 | 12:00:00 | 10.29 | 50.52 | 11.79 | 109.8 | 1 | 8.37 |
| 4/30/2015 | 13:00:00 | 10.37 | 50.68 | 11.73 | 109.5 | 1 | 8.37 |
| 4/30/2015 | 14:00:00 | 10.5 | 50.9 | 11.81 | 110.5 | 1 | 8.35 |
| 4/30/2015 | 15:00:00 | 10.64 | 51.15 | 11.71 | 110 | 1 | 8.35 |
| 4/30/2015 | 16:00:00 | 10.95 | 51.72 | 11.72 | 110.9 | 1 | 8.37 |

| | | | | | | | |
|-----------|----------|-------|-------|-------|-------|---|------|
| 4/30/2015 | 17:00:00 | 11.3 | 52.34 | 11.71 | 111.7 | 1 | 8.37 |
| 4/30/2015 | 18:00:00 | 11.61 | 52.9 | 11.49 | 110.4 | 1 | 8.37 |
| 4/30/2015 | 19:00:00 | 11.91 | 53.45 | 11.49 | 111.1 | 1 | 8.39 |
| 4/30/2015 | 20:00:00 | 12.09 | 53.76 | 11.29 | 109.6 | 1 | 8.34 |
| 4/30/2015 | 21:00:00 | 12.17 | 53.91 | 11.37 | 110.7 | 1 | 8.37 |
| 4/30/2015 | 22:00:00 | 12.14 | 53.86 | 11.15 | 108.5 | 1 | 8.35 |
| 4/30/2015 | 23:00:00 | 12.06 | 53.71 | 11.18 | 108.5 | 1 | 8.35 |
| 5/1/2015 | 0:00:00 | 11.97 | 53.55 | 10.85 | 105.1 | 1 | 8.37 |
| 5/1/2015 | 1:00:00 | 11.9 | 53.42 | 11.16 | 107.9 | 1 | 8.34 |
| 5/1/2015 | 2:00:00 | 11.8 | 53.24 | 10.94 | 105.5 | 1 | 8.34 |
| 5/1/2015 | 3:00:00 | 11.66 | 52.99 | 11.14 | 107.1 | 1 | 8.34 |
| 5/1/2015 | 4:00:00 | 11.49 | 52.68 | 11.21 | 107.4 | 1 | 8.32 |
| 5/1/2015 | 5:00:00 | 11.28 | 52.31 | 11.13 | 106.1 | 1 | 8.37 |
| 5/1/2015 | 6:00:00 | 11.05 | 51.9 | 11.32 | 107.3 | 1 | 8.28 |
| 5/1/2015 | 7:00:00 | 10.88 | 51.58 | 11.25 | 106.2 | 1 | 8.34 |
| 5/1/2015 | 8:00:00 | 10.73 | 51.31 | 11.36 | 106.9 | 1 | 8.32 |
| 5/1/2015 | 9:00:00 | 10.62 | 51.12 | 11.44 | 107.4 | 1 | 8.34 |
| 5/1/2015 | 10:00:00 | 10.57 | 51.04 | 11.4 | 106.9 | 1 | 8.32 |
| 5/1/2015 | 11:00:00 | 10.59 | 51.06 | 11.31 | 106.1 | 1 | 8.34 |
| 5/1/2015 | 12:00:00 | 10.73 | 51.31 | 11.46 | 107.9 | 1 | 8.3 |
| 5/1/2015 | 13:00:00 | 10.98 | 51.76 | 11.38 | 107.7 | 1 | 8.32 |
| 5/1/2015 | 14:00:00 | 11.32 | 52.38 | 11.28 | 107.6 | 1 | 8.28 |
| 5/1/2015 | 15:00:00 | 11.63 | 52.94 | 11.41 | 109.7 | 1 | 8.3 |
| 5/1/2015 | 16:00:00 | 11.95 | 53.51 | 11.37 | 110 | 1 | 8.3 |
| 5/1/2015 | 17:00:00 | 12.15 | 53.87 | 11.44 | 111.3 | 1 | 8.32 |
| 5/1/2015 | 18:00:00 | 12.32 | 54.19 | 11.09 | 108.3 | 1 | 8.27 |
| 5/1/2015 | 19:00:00 | 12.61 | 54.7 | 11.25 | 110.6 | 1 | 8.3 |
| 5/1/2015 | 20:00:00 | 12.76 | 54.97 | 11.23 | 110.8 | 1 | 8.32 |
| 5/1/2015 | 21:00:00 | 12.93 | 55.28 | 11.04 | 109.3 | 1 | 8.27 |
| 5/1/2015 | 22:00:00 | 12.93 | 55.27 | 10.7 | 105.9 | 1 | 8.3 |
| 5/1/2015 | 23:00:00 | 12.88 | 55.18 | 10.87 | 107.5 | 1 | 8.3 |
| 5/2/2015 | 0:00:00 | 12.78 | 55 | 10.62 | 104.8 | 1 | 8.3 |
| 5/2/2015 | 1:00:00 | 12.65 | 54.77 | 10.53 | 103.6 | 1 | 8.3 |
| 5/2/2015 | 2:00:00 | 12.48 | 54.48 | 10.64 | 104.3 | 1 | 8.3 |
| 5/2/2015 | 3:00:00 | 12.28 | 54.1 | 10.69 | 104.2 | 1 | 8.27 |
| 5/2/2015 | 4:00:00 | 12.09 | 53.76 | 10.91 | 106 | 1 | 8.28 |
| 5/2/2015 | 5:00:00 | 11.93 | 53.48 | 10.64 | 103 | 1 | 8.27 |
| 5/2/2015 | 6:00:00 | 11.78 | 53.22 | 10.95 | 105.6 | 1 | 8.25 |
| 5/2/2015 | 7:00:00 | 11.62 | 52.92 | 10.83 | 104.1 | 1 | 8.28 |
| 5/2/2015 | 8:00:00 | 11.46 | 52.64 | 11 | 105.3 | 1 | 8.28 |
| 5/2/2015 | 9:00:00 | 11.33 | 52.4 | 10.88 | 103.8 | 1 | 8.23 |
| 5/2/2015 | 10:00:00 | 11.25 | 52.26 | 11.13 | 106.1 | 1 | 8.27 |
| 5/2/2015 | 11:00:00 | 11.27 | 52.28 | 10.93 | 104.2 | 1 | 8.27 |
| 5/2/2015 | 12:00:00 | 11.33 | 52.41 | 11.15 | 106.4 | 1 | 8.23 |
| 5/2/2015 | 13:00:00 | 11.49 | 52.68 | 10.94 | 104.8 | 1 | 8.22 |
| 5/2/2015 | 14:00:00 | 11.78 | 53.21 | 11.04 | 106.4 | 1 | 8.25 |
| 5/2/2015 | 15:00:00 | 12.11 | 53.81 | 11 | 106.9 | 1 | 8.25 |

| | | | | | | | |
|----------|----------|-------|-------|-------|-------|---|------|
| 5/2/2015 | 16:00:00 | 12.5 | 54.51 | 10.69 | 104.8 | 1 | 8.27 |
| 5/2/2015 | 17:00:00 | 12.77 | 55 | 11.13 | 109.8 | 1 | 8.22 |
| 5/2/2015 | 18:00:00 | 13.03 | 55.46 | 11.19 | 111 | 1 | 8.23 |
| 5/2/2015 | 19:00:00 | 13.24 | 55.84 | 10.58 | 105.5 | 1 | 8.23 |
| 5/2/2015 | 20:00:00 | 13.42 | 56.16 | 10.95 | 109.6 | 1 | 8.22 |
| 5/2/2015 | 21:00:00 | 13.56 | 56.42 | 10.72 | 107.7 | 1 | 8.23 |
| 5/2/2015 | 22:00:00 | 13.53 | 56.36 | 10.76 | 107.9 | 1 | 8.25 |
| 5/2/2015 | 23:00:00 | 13.45 | 56.21 | 10.41 | 104.2 | 1 | 8.23 |
| 5/3/2015 | 0:00:00 | 13.38 | 56.09 | 10.44 | 104.3 | 1 | 8.25 |
| 5/3/2015 | 1:00:00 | 13.32 | 55.99 | 10.24 | 102.2 | 1 | 8.23 |
| 5/3/2015 | 2:00:00 | 13.21 | 55.78 | 10.1 | 100.6 | 1 | 8.22 |
| 5/3/2015 | 3:00:00 | 13.07 | 55.52 | 9.97 | 99 | 1 | 8.22 |
| 5/3/2015 | 4:00:00 | 12.91 | 55.24 | 10.32 | 102.2 | 1 | 8.23 |
| 5/3/2015 | 5:00:00 | 12.77 | 55 | 10.29 | 101.5 | 1 | 8.2 |
| 5/3/2015 | 6:00:00 | 12.61 | 54.71 | 10.5 | 103.2 | 1 | 8.25 |
| 5/3/2015 | 7:00:00 | 12.45 | 54.42 | 10.21 | 100 | 1 | 8.2 |
| 5/3/2015 | 8:00:00 | 12.3 | 54.15 | 10.42 | 101.7 | 1 | 8.22 |
| 5/3/2015 | 9:00:00 | 12.15 | 53.88 | 10.52 | 102.4 | 1 | 8.22 |
| 5/3/2015 | 10:00:00 | 12.07 | 53.73 | 10.35 | 100.5 | 1 | 8.18 |
| 5/3/2015 | 11:00:00 | 12.04 | 53.67 | 10.54 | 102.2 | 1 | 8.2 |
| 5/3/2015 | 12:00:00 | 12.1 | 53.79 | 10.43 | 101.4 | 1 | 8.2 |
| 5/3/2015 | 13:00:00 | 12.32 | 54.17 | 10.57 | 103.2 | 1 | 8.22 |
| 5/3/2015 | 14:00:00 | 12.64 | 54.76 | 10.54 | 103.7 | 1 | 8.2 |
| 5/3/2015 | 15:00:00 | 12.99 | 55.38 | 10.52 | 104.3 | 1 | 8.2 |
| 5/3/2015 | 16:00:00 | 13.37 | 56.08 | 10.31 | 103.1 | 1 | 8.17 |
| 5/3/2015 | 17:00:00 | 13.8 | 56.84 | 10.43 | 105.2 | 1 | 8.18 |
| 5/3/2015 | 18:00:00 | 14.08 | 57.34 | 10.56 | 107.2 | 1 | 8.17 |
| 5/3/2015 | 19:00:00 | 14.25 | 57.65 | 10.42 | 106.2 | 1 | 8.17 |
| 5/3/2015 | 20:00:00 | 14.4 | 57.92 | 10.34 | 105.7 | 1 | 8.18 |
| 5/3/2015 | 21:00:00 | 14.51 | 58.13 | 10.31 | 105.7 | 1 | 8.22 |
| 5/3/2015 | 22:00:00 | 14.57 | 58.23 | 10.21 | 104.8 | 1 | 8.2 |
| 5/3/2015 | 23:00:00 | 14.58 | 58.26 | 9.94 | 102.1 | 1 | 8.17 |
| 5/4/2015 | 0:00:00 | 14.55 | 58.19 | 9.78 | 100.4 | 1 | 8.17 |
| 5/4/2015 | 1:00:00 | 14.53 | 58.15 | 9.9 | 101.5 | 1 | 8.17 |
| 5/4/2015 | 2:00:00 | 14.45 | 58.02 | 9.62 | 98.5 | 1 | 8.18 |
| 5/4/2015 | 3:00:00 | 14.37 | 57.88 | 10.06 | 102.9 | 1 | 8.18 |
| 5/4/2015 | 4:00:00 | 14.3 | 57.75 | 10.12 | 103.3 | 1 | 8.18 |
| 5/4/2015 | 5:00:00 | 14.19 | 57.55 | 9.48 | 96.5 | 1 | 8.18 |
| 5/4/2015 | 6:00:00 | 14.05 | 57.3 | 9.98 | 101.3 | 1 | 8.15 |
| 5/4/2015 | 7:00:00 | 13.89 | 57.01 | 9.95 | 100.6 | 1 | 8.17 |
| 5/4/2015 | 8:00:00 | 13.73 | 56.71 | 9.82 | 98.9 | 1 | 8.18 |
| 5/4/2015 | 9:00:00 | 13.58 | 56.45 | 9.79 | 98.3 | 1 | 8.15 |
| 5/4/2015 | 10:00:00 | 13.48 | 56.27 | 9.97 | 99.9 | 1 | 8.15 |
| 5/4/2015 | 11:00:00 | 13.4 | 56.12 | 9.95 | 99.5 | 1 | 8.11 |
| 5/4/2015 | 12:00:00 | 13.39 | 56.1 | 9.84 | 98.4 | 1 | 8.15 |
| 5/4/2015 | 13:00:00 | 13.53 | 56.35 | 10.17 | 102 | 1 | 8.17 |
| 5/4/2015 | 14:00:00 | 13.75 | 56.76 | 9.91 | 99.9 | 1 | 8.17 |

| | | | | | | | |
|----------|----------|-------|-------|-------|-------|---|------|
| 5/4/2015 | 15:00:00 | 13.99 | 57.19 | 10.15 | 102.8 | 1 | 8.15 |
| 5/4/2015 | 16:00:00 | 14.28 | 57.71 | 9.95 | 101.5 | 1 | 8.15 |
| 5/4/2015 | 17:00:00 | 14.55 | 58.2 | 10.06 | 103.2 | 1 | 8.15 |
| 5/4/2015 | 18:00:00 | 14.76 | 58.57 | 9.72 | 100.2 | 1 | 8.06 |
| 5/4/2015 | 19:00:00 | 14.95 | 58.91 | 9.71 | 100.5 | 1 | 8.15 |
| 5/4/2015 | 20:00:00 | 15.13 | 59.24 | 9.68 | 100.5 | 1 | 8.15 |
| 5/4/2015 | 21:00:00 | 15.21 | 59.38 | 9.54 | 99.3 | 1 | 8.17 |
| 5/4/2015 | 22:00:00 | 15.17 | 59.31 | 9.48 | 98.6 | 1 | 8.13 |
| 5/4/2015 | 23:00:00 | 15.11 | 59.21 | 9.51 | 98.8 | 1 | 8.13 |
| 5/5/2015 | 0:00:00 | 15.03 | 59.05 | 9.62 | 99.7 | 1 | 8.13 |
| 5/5/2015 | 1:00:00 | 14.93 | 58.88 | 9.31 | 96.3 | 1 | 8.17 |
| 5/5/2015 | 2:00:00 | 14.82 | 58.68 | 9.37 | 96.7 | 1 | 8.11 |
| 5/5/2015 | 3:00:00 | 14.63 | 58.34 | 9.21 | 94.7 | 1 | 8.15 |
| 5/5/2015 | 4:00:00 | 14.46 | 58.02 | 9.7 | 99.3 | 1 | 8.15 |
| 5/5/2015 | 5:00:00 | 14.24 | 57.64 | 9.77 | 99.5 | 1 | 8.15 |
| 5/5/2015 | 6:00:00 | 14.01 | 57.23 | 9.66 | 98 | 1 | 8.11 |
| 5/5/2015 | 7:00:00 | 13.8 | 56.84 | 9.45 | 95.4 | 1 | 8.13 |
| 5/5/2015 | 8:00:00 | 13.61 | 56.5 | 9.8 | 98.5 | 1 | 8.08 |
| 5/5/2015 | 9:00:00 | 13.47 | 56.24 | 9.83 | 98.5 | 1 | 8.1 |
| 5/5/2015 | 10:00:00 | 13.4 | 56.13 | 10.07 | 100.7 | 1 | 8.1 |
| 5/5/2015 | 11:00:00 | 13.43 | 56.18 | 10.16 | 101.7 | 1 | 8.1 |
| 5/5/2015 | 12:00:00 | 13.52 | 56.34 | 10.12 | 101.5 | 1 | 8.1 |
| 5/5/2015 | 13:00:00 | 13.75 | 56.76 | 10.14 | 102.2 | 1 | 8.1 |
| 5/5/2015 | 14:00:00 | 14.09 | 57.37 | 10.26 | 104.2 | 1 | 8.11 |
| 5/5/2015 | 15:00:00 | 14.39 | 57.91 | 9.85 | 100.7 | 1 | 8.13 |
| 5/5/2015 | 16:00:00 | 14.76 | 58.57 | 9.98 | 102.9 | 1 | 8.15 |
| 5/5/2015 | 17:00:00 | 15.13 | 59.24 | 9.58 | 99.6 | 1 | 8.13 |
| 5/5/2015 | 18:00:00 | 15.49 | 59.88 | 9.62 | 100.7 | 1 | 8.11 |
| 5/5/2015 | 19:00:00 | 15.75 | 60.36 | 9.59 | 100.9 | 1 | 8.2 |
| 5/5/2015 | 20:00:00 | 15.93 | 60.69 | 10 | 105.7 | 1 | 8.15 |
| 5/5/2015 | 21:00:00 | 16.04 | 60.88 | 9.71 | 102.8 | 1 | 8.13 |
| 5/5/2015 | 22:00:00 | 16.05 | 60.89 | 9.34 | 99 | 1 | 8.1 |
| 5/5/2015 | 23:00:00 | 15.97 | 60.75 | 9.35 | 98.9 | 1 | 8.11 |
| 5/6/2015 | 0:00:00 | 15.84 | 60.51 | 9.06 | 95.5 | 1 | 8.15 |
| 5/6/2015 | 1:00:00 | 15.7 | 60.26 | 9.26 | 97.4 | 1 | 8.11 |
| 5/6/2015 | 2:00:00 | 15.58 | 60.04 | 8.89 | 93.3 | 1 | 8.13 |
| 5/6/2015 | 3:00:00 | 15.39 | 59.71 | 9.33 | 97.5 | 1 | 8.1 |
| 5/6/2015 | 4:00:00 | 15.18 | 59.33 | 9.49 | 98.7 | 1 | 8.1 |
| 5/6/2015 | 5:00:00 | 14.93 | 58.88 | 9.13 | 94.4 | 1 | 8.13 |
| 5/6/2015 | 6:00:00 | 14.71 | 58.49 | 9.41 | 96.9 | 1 | 8.11 |
| 5/6/2015 | 7:00:00 | 14.5 | 58.11 | 9.76 | 100.1 | 1 | 8.11 |
| 5/6/2015 | 8:00:00 | 14.3 | 57.74 | 9.64 | 98.3 | 1 | 8.1 |
| 5/6/2015 | 9:00:00 | 14.1 | 57.39 | 10.01 | 101.7 | 1 | 8.1 |
| 5/6/2015 | 10:00:00 | 13.99 | 57.19 | 10.11 | 102.4 | 1 | 8.08 |
| 5/6/2015 | 11:00:00 | 13.99 | 57.18 | 10.49 | 106.3 | 1 | 8.1 |
| 5/6/2015 | 12:00:00 | 14.06 | 57.32 | 10.46 | 106.2 | 1 | 8.11 |
| 5/6/2015 | 13:00:00 | 14.23 | 57.61 | 10.09 | 102.8 | 1 | 8.1 |

| | | | | | | | |
|----------|----------|-------|-------|-------|-------|---|------|
| 5/6/2015 | 14:00:00 | 14.4 | 57.93 | 10.01 | 102.3 | 1 | 8.1 |
| 5/6/2015 | 15:00:00 | 14.59 | 58.26 | 10.17 | 104.4 | 1 | 8.11 |
| 5/6/2015 | 16:00:00 | 14.81 | 58.66 | 9.77 | 100.9 | 1 | 8.11 |
| 5/6/2015 | 17:00:00 | 15.08 | 59.14 | 9.98 | 103.5 | 1 | 8.13 |
| 5/6/2015 | 18:00:00 | 15.31 | 59.56 | 9.79 | 102.1 | 1 | 8.05 |
| 5/6/2015 | 19:00:00 | 15.58 | 60.05 | 9.9 | 103.8 | 1 | 8.08 |
| 5/6/2015 | 20:00:00 | 15.67 | 60.2 | 9.65 | 101.5 | 1 | 8.11 |
| 5/6/2015 | 21:00:00 | 15.78 | 60.4 | 9.72 | 102.4 | 1 | 8.11 |
| 5/6/2015 | 22:00:00 | 15.82 | 60.48 | 9.66 | 101.8 | 1 | 8.11 |
| 5/6/2015 | 23:00:00 | 15.78 | 60.4 | 9.46 | 99.6 | 1 | 8.1 |
| 5/7/2015 | 0:00:00 | 15.67 | 60.2 | 9.47 | 99.5 | 1 | 8.06 |
| 5/7/2015 | 1:00:00 | 15.6 | 60.08 | 9.55 | 100.2 | 1 | 8.11 |
| 5/7/2015 | 2:00:00 | 15.51 | 59.93 | 9.51 | 99.6 | 1 | 8.08 |
| 5/7/2015 | 3:00:00 | 15.44 | 59.79 | 9.71 | 101.5 | 1 | 8.1 |
| 5/7/2015 | 4:00:00 | 15.35 | 59.63 | 9.68 | 101 | 1 | 8.1 |
| 5/7/2015 | 5:00:00 | 15.24 | 59.43 | 9.3 | 96.8 | 1 | 8.08 |
| 5/7/2015 | 6:00:00 | 15.13 | 59.24 | 9.36 | 97.3 | 1 | 8.1 |
| 5/7/2015 | 7:00:00 | 14.99 | 58.98 | 9.38 | 97.2 | 1 | 8.11 |
| 5/7/2015 | 8:00:00 | 14.86 | 58.75 | 10.03 | 103.6 | 1 | 8.1 |
| 5/7/2015 | 9:00:00 | 14.73 | 58.52 | 9.46 | 97.4 | 1 | 8.11 |
| 5/7/2015 | 10:00:00 | 14.66 | 58.39 | 9.54 | 98.1 | 1 | 8.06 |
| 5/7/2015 | 11:00:00 | 14.6 | 58.29 | 9.79 | 100.5 | 1 | 8.1 |
| 5/7/2015 | 12:00:00 | 14.65 | 58.37 | 9.62 | 98.9 | 1 | 8.08 |
| 5/7/2015 | 13:00:00 | 14.82 | 58.68 | 9.78 | 100.9 | 1 | 8.1 |
| 5/7/2015 | 14:00:00 | 15.09 | 59.16 | 10.17 | 105.6 | 1 | 8.06 |
| 5/7/2015 | 15:00:00 | 15.46 | 59.83 | 9.95 | 104.1 | 1 | 8.06 |
| 5/7/2015 | 16:00:00 | 15.83 | 60.51 | 9.9 | 104.5 | 1 | 8.08 |
| 5/7/2015 | 17:00:00 | 16.18 | 61.12 | 9.72 | 103.3 | 1 | 8.1 |
| 5/7/2015 | 18:00:00 | 16.5 | 61.7 | 9.46 | 101.2 | 1 | 8.11 |
| 5/7/2015 | 19:00:00 | 16.64 | 61.95 | 9.41 | 101 | 1 | 8.06 |
| 5/7/2015 | 20:00:00 | 16.71 | 62.09 | 9.68 | 104.1 | 1 | 8.06 |
| 5/7/2015 | 21:00:00 | 16.75 | 62.16 | 8.96 | 96.4 | 1 | 8.06 |
| 5/7/2015 | 22:00:00 | 16.84 | 62.32 | 9.12 | 98.2 | 1 | 8.1 |
| 5/7/2015 | 23:00:00 | 16.84 | 62.32 | 8.84 | 95.2 | 1 | 8.05 |
| 5/8/2015 | 0:00:00 | 16.77 | 62.2 | 9.09 | 97.9 | 1 | 8.08 |
| 5/8/2015 | 1:00:00 | 16.72 | 62.1 | 9.09 | 97.7 | 1 | 8.11 |
| 5/8/2015 | 2:00:00 | 16.67 | 62.01 | 8.88 | 95.4 | 1 | 8.08 |
| 5/8/2015 | 3:00:00 | 16.59 | 61.87 | 9.09 | 97.4 | 1 | 8.06 |
| 5/8/2015 | 4:00:00 | 16.48 | 61.67 | 9.16 | 98 | 1 | 8.1 |
| 5/8/2015 | 5:00:00 | 16.33 | 61.4 | 8.93 | 95.2 | 1 | 8.1 |
| 5/8/2015 | 6:00:00 | 16.18 | 61.13 | 8.95 | 95.1 | 1 | 8.1 |
| 5/8/2015 | 7:00:00 | 16.04 | 60.88 | 9.22 | 97.7 | 1 | 8.06 |
| 5/8/2015 | 8:00:00 | 15.87 | 60.57 | 9.3 | 98.2 | 1 | 8.06 |
| 5/8/2015 | 9:00:00 | 15.7 | 60.26 | 9.07 | 95.4 | 1 | 8.08 |
| 5/8/2015 | 10:00:00 | 15.57 | 60.04 | 8.83 | 92.6 | 1 | 7.98 |
| 5/8/2015 | 11:00:00 | 15.49 | 59.89 | 9.15 | 95.8 | 1 | 8.1 |
| 5/8/2015 | 12:00:00 | 15.51 | 59.92 | 9.06 | 94.8 | 1 | 8.06 |

| | | | | | | | |
|-----------|----------|-------|-------|-------|-------|---|------|
| 5/8/2015 | 13:00:00 | 15.66 | 60.18 | 9.06 | 95.2 | 1 | 8.06 |
| 5/8/2015 | 14:00:00 | 15.81 | 60.46 | 9.08 | 95.7 | 1 | 8.08 |
| 5/8/2015 | 15:00:00 | 16.08 | 60.94 | 9.38 | 99.4 | 1 | 8.08 |
| 5/8/2015 | 16:00:00 | 16.22 | 61.19 | 8.88 | 94.4 | 1 | 8.08 |
| 5/8/2015 | 17:00:00 | 16.29 | 61.32 | 9.1 | 96.9 | 1 | 8.03 |
| 5/8/2015 | 18:00:00 | 16.45 | 61.62 | 8.83 | 94.3 | 1 | 8.1 |
| 5/8/2015 | 19:00:00 | 16.61 | 61.9 | 8.8 | 94.4 | 1 | 8.08 |
| 5/8/2015 | 20:00:00 | 16.72 | 62.09 | 8.81 | 94.7 | 1 | 8.06 |
| 5/8/2015 | 21:00:00 | 16.79 | 62.23 | 9.26 | 99.6 | 1 | 8.08 |
| 5/8/2015 | 22:00:00 | 16.83 | 62.29 | 8.89 | 95.8 | 1 | 8.03 |
| 5/8/2015 | 23:00:00 | 16.74 | 62.14 | 9.05 | 97.3 | 1 | 8.03 |
| 5/9/2015 | 0:00:00 | 16.68 | 62.03 | 8.67 | 93.1 | 1 | 8.08 |
| 5/9/2015 | 1:00:00 | 16.6 | 61.89 | 8.68 | 93.1 | 1 | 7.96 |
| 5/9/2015 | 2:00:00 | 16.51 | 61.72 | 8.96 | 95.8 | 1 | 8.03 |
| 5/9/2015 | 3:00:00 | 16.39 | 61.5 | 8.74 | 93.3 | 1 | 7.96 |
| 5/9/2015 | 4:00:00 | 16.29 | 61.32 | 8.83 | 94 | 1 | 8.05 |
| 5/9/2015 | 5:00:00 | 16.13 | 61.05 | 8.84 | 93.9 | 1 | 8.05 |
| 5/9/2015 | 6:00:00 | 15.97 | 60.75 | 8.88 | 93.9 | 1 | 8.06 |
| 5/9/2015 | 7:00:00 | 15.8 | 60.44 | 9.22 | 97.2 | 1 | 8.05 |
| 5/9/2015 | 8:00:00 | 15.65 | 60.18 | 9.46 | 99.3 | 1 | 8.06 |
| 5/9/2015 | 9:00:00 | 15.51 | 59.92 | 8.89 | 93.1 | 1 | 8.05 |
| 5/9/2015 | 10:00:00 | 15.37 | 59.68 | 9.29 | 97 | 1 | 8.05 |
| 5/9/2015 | 11:00:00 | 15.28 | 59.51 | 9.43 | 98.3 | 1 | 8.05 |
| 5/9/2015 | 12:00:00 | 15.25 | 59.46 | 9.69 | 100.9 | 1 | 8.03 |
| 5/9/2015 | 13:00:00 | 15.28 | 59.51 | 9.82 | 102.4 | 1 | 8.03 |
| 5/9/2015 | 14:00:00 | 15.35 | 59.64 | 9.57 | 99.9 | 1 | 8.05 |
| 5/9/2015 | 15:00:00 | 15.52 | 59.94 | 9.93 | 104 | 1 | 8.01 |
| 5/9/2015 | 16:00:00 | 15.78 | 60.41 | 10.05 | 105.9 | 1 | 8.01 |
| 5/9/2015 | 17:00:00 | 16.03 | 60.86 | 9.74 | 103.2 | 1 | 8.01 |
| 5/9/2015 | 18:00:00 | 16.28 | 61.31 | 9.99 | 106.4 | 1 | 8 |
| 5/9/2015 | 19:00:00 | 16.45 | 61.61 | 9.77 | 104.4 | 1 | 8.05 |
| 5/9/2015 | 20:00:00 | 16.65 | 61.97 | 9.73 | 104.4 | 1 | 8 |
| 5/9/2015 | 21:00:00 | 16.73 | 62.12 | 9.78 | 105.2 | 1 | 8.01 |
| 5/9/2015 | 22:00:00 | 16.73 | 62.12 | 9.42 | 101.3 | 1 | 7.98 |
| 5/9/2015 | 23:00:00 | 16.58 | 61.86 | 9.35 | 100.2 | 1 | 8.05 |
| 5/10/2015 | 0:00:00 | 16.43 | 61.58 | 9.27 | 99 | 1 | 8.03 |
| 5/10/2015 | 1:00:00 | 16.35 | 61.43 | 9.22 | 98.3 | 1 | 8 |
| 5/10/2015 | 2:00:00 | 16.27 | 61.28 | 9.19 | 97.9 | 1 | 8.03 |
| 5/10/2015 | 3:00:00 | 16.15 | 61.07 | 9.13 | 96.9 | 1 | 8.01 |
| 5/10/2015 | 4:00:00 | 16.01 | 60.83 | 9.49 | 100.4 | 1 | 8.05 |
| 5/10/2015 | 5:00:00 | 15.83 | 60.5 | 9.54 | 100.6 | 1 | 8 |
| 5/10/2015 | 6:00:00 | 15.62 | 60.13 | 9.47 | 99.5 | 1 | 8.05 |
| 5/10/2015 | 7:00:00 | 15.42 | 59.75 | 9.17 | 95.8 | 1 | 8.03 |
| 5/10/2015 | 8:00:00 | 15.2 | 59.36 | 9.33 | 97 | 1 | 7.67 |
| 5/10/2015 | 9:00:00 | 15.05 | 59.09 | 9.48 | 98.4 | 1 | 7.5 |
| 5/10/2015 | 10:00:00 | 14.93 | 58.87 | 9.47 | 97.9 | 1 | 7.55 |
| 5/10/2015 | 11:00:00 | 14.86 | 58.75 | 9.23 | 95.3 | 1 | 7.52 |

| | | | | | | | |
|-----------|----------|-------|-------|-------|-------|---|------|
| 5/10/2015 | 12:00:00 | 14.91 | 58.84 | 9.33 | 96.5 | 1 | 7.59 |
| 5/10/2015 | 13:00:00 | 14.97 | 58.96 | 9.28 | 96.1 | 1 | 7.57 |
| 5/10/2015 | 14:00:00 | 15.08 | 59.15 | 9.7 | 100.7 | 1 | 7.55 |
| 5/10/2015 | 17:00:00 | 15.51 | 59.92 | 10.74 | 112.5 | 1 | 8.9 |
| 5/10/2015 | 18:00:00 | 15.78 | 60.4 | 10.71 | 112.8 | 1 | 8.91 |
| 5/10/2015 | 19:00:00 | 15.91 | 60.64 | 10.44 | 110.3 | 1 | 8.86 |
| 5/10/2015 | 20:00:00 | 16.05 | 60.89 | 10.39 | 110.1 | 1 | 8.9 |
| 5/10/2015 | 21:00:00 | 16.06 | 60.92 | 10.33 | 109.5 | 1 | 8.86 |
| 5/10/2015 | 22:00:00 | 16.08 | 60.95 | 10.45 | 110.8 | 1 | 8.85 |
| 5/10/2015 | 23:00:00 | 16.03 | 60.86 | 10.18 | 107.9 | 1 | 8.85 |
| 5/11/2015 | 0:00:00 | 16 | 60.81 | 10.16 | 107.6 | 1 | 8.83 |
| 5/11/2015 | 1:00:00 | 15.94 | 60.69 | 10.09 | 106.7 | 1 | 8.85 |
| 5/11/2015 | 2:00:00 | 15.86 | 60.55 | 10.11 | 106.7 | 1 | 8.81 |
| 5/11/2015 | 3:00:00 | 15.78 | 60.41 | 10.27 | 108.3 | 1 | 8.81 |
| 5/11/2015 | 4:00:00 | 15.67 | 60.21 | 10.23 | 107.5 | 1 | 8.79 |
| 5/11/2015 | 5:00:00 | 15.58 | 60.05 | 10.1 | 106 | 1 | 8.76 |
| 5/11/2015 | 6:00:00 | 15.44 | 59.8 | 10.29 | 107.6 | 1 | 8.78 |
| 5/11/2015 | 7:00:00 | 15.29 | 59.53 | 10.18 | 106.1 | 1 | 8.78 |
| 5/11/2015 | 8:00:00 | 15.13 | 59.24 | 10.1 | 104.9 | 1 | 8.71 |
| 5/11/2015 | 9:00:00 | 14.98 | 58.97 | 10.3 | 106.7 | 1 | 8.69 |
| 5/11/2015 | 10:00:00 | 14.85 | 58.74 | 10.13 | 104.6 | 1 | 8.64 |
| 5/11/2015 | 11:00:00 | 14.77 | 58.58 | 10.22 | 105.3 | 1 | 8.64 |
| 5/11/2015 | 12:00:00 | 14.67 | 58.41 | 10.23 | 105.2 | 1 | 8.64 |
| 5/11/2015 | 13:00:00 | 14.62 | 58.33 | 10.5 | 107.9 | 1 | 8.69 |
| 5/11/2015 | 14:00:00 | 14.61 | 58.31 | 10.55 | 108.4 | 1 | 8.68 |
| 5/11/2015 | 15:00:00 | 14.62 | 58.33 | 10.35 | 106.4 | 1 | 8.64 |
| 5/11/2015 | 16:00:00 | 14.68 | 58.42 | 10.36 | 106.5 | 1 | 8.64 |
| 5/11/2015 | 17:00:00 | 14.73 | 58.52 | 10.39 | 107 | 1 | 8.64 |
| 5/11/2015 | 18:00:00 | 14.79 | 58.62 | 10.37 | 106.9 | 1 | 8.62 |
| 5/11/2015 | 19:00:00 | 14.85 | 58.73 | 10.57 | 109.2 | 1 | 8.64 |
| 5/11/2015 | 20:00:00 | 14.93 | 58.88 | 10.52 | 108.9 | 1 | 8.62 |
| 5/11/2015 | 21:00:00 | 15.03 | 59.06 | 10.49 | 108.7 | 1 | 8.62 |
| 5/11/2015 | 22:00:00 | 15.08 | 59.15 | 10.48 | 108.8 | 1 | 8.62 |
| 5/11/2015 | 23:00:00 | 15.1 | 59.19 | 10.23 | 106.2 | 1 | 8.61 |
| 5/12/2015 | 0:00:00 | 15.12 | 59.22 | 10.38 | 107.8 | 1 | 8.57 |
| 5/12/2015 | 1:00:00 | 15.11 | 59.2 | 10.36 | 107.6 | 1 | 8.56 |
| 5/12/2015 | 2:00:00 | 15.07 | 59.14 | 10.1 | 104.8 | 1 | 8.52 |
| 5/12/2015 | 3:00:00 | 14.99 | 58.99 | 10.04 | 104 | 1 | 8.56 |
| 5/12/2015 | 4:00:00 | 14.96 | 58.93 | 10.05 | 104 | 1 | 8.51 |
| 5/12/2015 | 5:00:00 | 14.93 | 58.88 | 10.26 | 106.1 | 1 | 8.51 |
| 5/12/2015 | 6:00:00 | 14.9 | 58.83 | 10.07 | 104.2 | 1 | 8.51 |
| 5/12/2015 | 7:00:00 | 14.85 | 58.74 | 10.32 | 106.6 | 1 | 8.47 |
| 5/12/2015 | 8:00:00 | 14.82 | 58.68 | 10.08 | 104 | 1 | 8.47 |
| 5/12/2015 | 9:00:00 | 14.8 | 58.65 | 10.35 | 106.7 | 1 | 8.47 |
| 5/12/2015 | 10:00:00 | 14.71 | 58.49 | 10.18 | 104.8 | 1 | 8.45 |
| 5/12/2015 | 11:00:00 | 14.64 | 58.35 | 10.38 | 106.7 | 1 | 8.45 |
| 5/12/2015 | 12:00:00 | 14.53 | 58.16 | 10.28 | 105.5 | 1 | 8.45 |

| | | | | | | | |
|-----------|----------|-------|-------|-------|-------|---|------|
| 5/12/2015 | 13:00:00 | 14.46 | 58.02 | 10.52 | 107.7 | 1 | 8.44 |
| 5/12/2015 | 14:00:00 | 14.39 | 57.91 | 10.39 | 106.2 | 1 | 8.44 |
| 5/12/2015 | 15:00:00 | 14.44 | 58 | 10.73 | 109.8 | 1 | 8.44 |
| 5/12/2015 | 16:00:00 | 14.5 | 58.1 | 10.63 | 108.9 | 1 | 8.4 |
| 5/12/2015 | 17:00:00 | 14.5 | 58.11 | 10.87 | 111.4 | 1 | 8.42 |
| 5/12/2015 | 18:00:00 | 14.6 | 58.28 | 10.9 | 112 | 1 | 8.44 |
| 5/12/2015 | 19:00:00 | 14.69 | 58.44 | 10.69 | 110 | 1 | 8.44 |
| 5/12/2015 | 20:00:00 | 14.69 | 58.44 | 10.68 | 109.9 | 1 | 8.4 |
| 5/12/2015 | 21:00:00 | 14.67 | 58.4 | 10.9 | 112.2 | 1 | 8.44 |
| 5/12/2015 | 22:00:00 | 14.62 | 58.33 | 10.87 | 111.7 | 1 | 8.44 |
| 5/12/2015 | 23:00:00 | 14.48 | 58.07 | 10.86 | 111.3 | 1 | 8.42 |
| 5/13/2015 | 0:00:00 | 14.37 | 57.88 | 10.85 | 110.8 | 1 | 8.42 |
| 5/13/2015 | 1:00:00 | 14.25 | 57.65 | 10.84 | 110.5 | 1 | 8.42 |
| 5/13/2015 | 2:00:00 | 14.14 | 57.46 | 10.65 | 108.3 | 1 | 8.39 |
| 5/13/2015 | 3:00:00 | 14.06 | 57.3 | 10.62 | 107.8 | 1 | 8.37 |
| 5/13/2015 | 4:00:00 | 13.96 | 57.13 | 10.87 | 110.1 | 1 | 8.37 |
| 5/13/2015 | 5:00:00 | 13.9 | 57.02 | 10.63 | 107.5 | 1 | 8.34 |
| 5/13/2015 | 6:00:00 | 13.85 | 56.94 | 10.65 | 107.6 | 1 | 8.32 |
| 5/13/2015 | 7:00:00 | 13.73 | 56.72 | 10.88 | 109.7 | 1 | 8.34 |
| 5/13/2015 | 11:00:00 | 13.21 | 55.78 | 10.83 | 107.9 | 1 | 8.32 |
| 5/13/2015 | 12:00:00 | 13.19 | 55.75 | 11.09 | 110.4 | 1 | 8.3 |
| 5/13/2015 | 13:00:00 | 13.34 | 56.02 | 11.02 | 110 | 1 | 8.32 |
| 5/13/2015 | 14:00:00 | 13.62 | 56.52 | 11.31 | 113.7 | 1 | 8.3 |
| 5/13/2015 | 15:00:00 | 13.85 | 56.94 | 11.09 | 112 | 1 | 8.32 |
| 5/13/2015 | 16:00:00 | 14.14 | 57.45 | 11.28 | 114.7 | 1 | 8.3 |
| 5/13/2015 | 17:00:00 | 14.44 | 57.99 | 11.04 | 113 | 1 | 8.3 |
| 5/13/2015 | 18:00:00 | 14.78 | 58.6 | 11.22 | 115.7 | 1 | 8.3 |
| 5/13/2015 | 19:00:00 | 15.08 | 59.14 | 11.15 | 115.7 | 1 | 8.3 |
| 5/13/2015 | 20:00:00 | 15.27 | 59.49 | 11.1 | 115.7 | 1 | 8.28 |
| 5/13/2015 | 21:00:00 | 15.47 | 59.85 | 11 | 115.2 | 1 | 8.28 |
| 5/13/2015 | 22:00:00 | 15.49 | 59.89 | 10.75 | 112.6 | 1 | 8.3 |
| 5/13/2015 | 23:00:00 | 15.43 | 59.78 | 10.85 | 113.4 | 1 | 8.27 |
| 5/14/2015 | 0:00:00 | 15.29 | 59.52 | 10.56 | 110.1 | 1 | 8.23 |
| 5/14/2015 | 1:00:00 | 15.21 | 59.38 | 10.71 | 111.4 | 1 | 8.22 |
| 5/14/2015 | 2:00:00 | 15.12 | 59.22 | 10.67 | 110.8 | 1 | 8.23 |
| 5/14/2015 | 3:00:00 | 15.1 | 59.19 | 10.65 | 110.6 | 1 | 8.25 |
| 5/14/2015 | 4:00:00 | 15 | 59.01 | 10.65 | 110.4 | 1 | 8.25 |
| 5/14/2015 | 5:00:00 | 14.9 | 58.82 | 10.68 | 110.4 | 1 | 8.27 |
| 5/14/2015 | 6:00:00 | 14.76 | 58.57 | 10.71 | 110.4 | 1 | 8.23 |
| 5/14/2015 | 7:00:00 | 14.63 | 58.34 | 10.7 | 110 | 1 | 8.27 |
| 5/14/2015 | 8:00:00 | 14.43 | 57.99 | 10.77 | 110.3 | 1 | 8.25 |
| 5/14/2015 | 9:00:00 | 14.26 | 57.67 | 10.58 | 107.8 | 1 | 8.22 |
| 5/14/2015 | 10:00:00 | 14.06 | 57.32 | 10.81 | 109.7 | 1 | 8.25 |
| 5/14/2015 | 11:00:00 | 13.89 | 57 | 10.89 | 110.1 | 1 | 8.23 |
| 5/14/2015 | 12:00:00 | 13.76 | 56.77 | 10.97 | 110.6 | 1 | 8.22 |
| 5/14/2015 | 13:00:00 | 13.63 | 56.53 | 11.12 | 111.8 | 1 | 8.2 |
| 5/14/2015 | 14:00:00 | 13.64 | 56.56 | 11.22 | 112.8 | 1 | 8.18 |

| | | | | | | | |
|-----------|----------|-------|-------|-------|-------|---|------|
| 5/14/2015 | 15:00:00 | 13.87 | 56.96 | 11.28 | 114 | 1 | 8.15 |
| 5/14/2015 | 16:00:00 | 13.97 | 57.14 | 11.12 | 112.7 | 1 | 8.17 |
| 5/14/2015 | 17:00:00 | 14.03 | 57.26 | 11.29 | 114.6 | 1 | 8.2 |
| 5/14/2015 | 18:00:00 | 14.32 | 57.78 | 11.28 | 115.2 | 1 | 8.2 |
| 5/14/2015 | 19:00:00 | 14.48 | 58.06 | 11.26 | 115.4 | 1 | 8.15 |
| 5/14/2015 | 20:00:00 | 14.54 | 58.18 | 11 | 112.9 | 1 | 8.17 |
| 5/14/2015 | 21:00:00 | 14.54 | 58.18 | 11.12 | 114.1 | 1 | 8.18 |
| 5/14/2015 | 22:00:00 | 14.52 | 58.14 | 11.08 | 113.6 | 1 | 8.17 |
| 5/14/2015 | 23:00:00 | 14.52 | 58.13 | 11 | 112.7 | 1 | 8.13 |
| 5/15/2015 | 0:00:00 | 14.46 | 58.04 | 10.94 | 112 | 1 | 8.17 |
| 5/15/2015 | 1:00:00 | 14.44 | 58 | 10.9 | 111.5 | 1 | 8.17 |
| 5/15/2015 | 2:00:00 | 14.4 | 57.93 | 10.88 | 111.3 | 1 | 8.17 |
| 5/15/2015 | 3:00:00 | 14.34 | 57.81 | 10.81 | 110.4 | 1 | 8.15 |
| 5/15/2015 | 4:00:00 | 14.23 | 57.62 | 10.83 | 110.3 | 1 | 8.17 |
| 5/15/2015 | 5:00:00 | 14.14 | 57.46 | 10.65 | 108.3 | 1 | 8.13 |
| 5/15/2015 | 6:00:00 | 14.06 | 57.3 | 10.68 | 108.4 | 1 | 8.13 |
| 5/15/2015 | 7:00:00 | 13.94 | 57.1 | 10.67 | 108 | 1 | 8.17 |
| 5/15/2015 | 8:00:00 | 13.82 | 56.88 | 10.89 | 110 | 1 | 8.15 |
| 5/15/2015 | 9:00:00 | 13.7 | 56.66 | 10.92 | 110 | 1 | 8.11 |
| 5/15/2015 | 10:00:00 | 13.57 | 56.43 | 10.71 | 107.5 | 1 | 8.15 |
| 5/15/2015 | 11:00:00 | 13.49 | 56.29 | 10.73 | 107.5 | 1 | 8.13 |
| 5/15/2015 | 12:00:00 | 13.47 | 56.25 | 10.95 | 109.7 | 1 | 8.1 |
| 5/15/2015 | 13:00:00 | 13.47 | 56.25 | 10.97 | 109.9 | 1 | 8.1 |
| 5/15/2015 | 14:00:00 | 13.53 | 56.35 | 11.03 | 110.6 | 1 | 8.08 |
| 5/15/2015 | 15:00:00 | 13.63 | 56.55 | 11.01 | 110.7 | 1 | 8.13 |
| 5/15/2015 | 16:00:00 | 13.78 | 56.8 | 10.8 | 109 | 1 | 8.1 |
| 5/15/2015 | 17:00:00 | 13.97 | 57.15 | 10.84 | 109.8 | 1 | 8.1 |
| 5/15/2015 | 18:00:00 | 14.18 | 57.53 | 11.04 | 112.3 | 1 | 8.13 |
| 5/15/2015 | 19:00:00 | 14.3 | 57.74 | 11.04 | 112.7 | 1 | 8.11 |
| 5/15/2015 | 20:00:00 | 14.46 | 58.04 | 10.98 | 112.5 | 1 | 8.06 |
| 5/15/2015 | 21:00:00 | 14.48 | 58.06 | 10.7 | 109.6 | 1 | 8.03 |
| 5/15/2015 | 22:00:00 | 14.43 | 57.99 | 10.82 | 110.7 | 1 | 8.01 |
| 5/15/2015 | 23:00:00 | 14.41 | 57.94 | 10.61 | 108.5 | 1 | 8.05 |
| 5/16/2015 | 0:00:00 | 14.41 | 57.94 | 10.74 | 109.9 | 1 | 8.08 |
| 5/16/2015 | 1:00:00 | 14.43 | 57.99 | 10.53 | 107.8 | 1 | 8.06 |
| 5/16/2015 | 2:00:00 | 14.43 | 57.99 | 10.72 | 109.7 | 1 | 8.03 |
| 5/16/2015 | 3:00:00 | 14.41 | 57.94 | 10.73 | 109.8 | 1 | 8.05 |
| 5/16/2015 | 4:00:00 | 14.42 | 57.96 | 10.79 | 110.4 | 1 | 8.06 |
| 5/16/2015 | 5:00:00 | 14.42 | 57.96 | 10.59 | 108.3 | 1 | 8.06 |
| 5/16/2015 | 6:00:00 | 14.4 | 57.92 | 10.6 | 108.3 | 1 | 8.03 |
| 5/16/2015 | 7:00:00 | 14.34 | 57.82 | 10.83 | 110.6 | 1 | 8.06 |
| 5/16/2015 | 8:00:00 | 14.27 | 57.69 | 10.84 | 110.6 | 1 | 8.06 |
| 5/16/2015 | 9:00:00 | 14.16 | 57.49 | 10.87 | 110.6 | 1 | 8.06 |
| 5/16/2015 | 10:00:00 | 14.04 | 57.27 | 10.88 | 110.4 | 1 | 8.05 |
| 5/16/2015 | 11:00:00 | 13.95 | 57.12 | 10.91 | 110.5 | 1 | 7.98 |
| 5/16/2015 | 12:00:00 | 13.9 | 57.02 | 10.95 | 110.8 | 1 | 8.03 |
| 5/16/2015 | 13:00:00 | 13.89 | 57.01 | 10.74 | 108.6 | 1 | 8.01 |

| | | | | | | | |
|-----------|----------|-------|-------|-------|-------|---|------|
| 5/16/2015 | 14:00:00 | 13.97 | 57.16 | 11.01 | 111.5 | 1 | 7.98 |
| 5/16/2015 | 15:00:00 | 14.1 | 57.39 | 11.07 | 112.5 | 1 | 8 |
| 5/16/2015 | 16:00:00 | 14.26 | 57.67 | 11.05 | 112.7 | 1 | 8.03 |
| 5/16/2015 | 17:00:00 | 14.43 | 57.97 | 10.85 | 111.1 | 1 | 8.03 |
| 5/16/2015 | 18:00:00 | 14.67 | 58.41 | 11.05 | 113.6 | 1 | 8 |
| 5/16/2015 | 19:00:00 | 14.86 | 58.75 | 11.03 | 113.9 | 1 | 8 |
| 5/16/2015 | 20:00:00 | 15.06 | 59.11 | 10.77 | 111.7 | 1 | 8 |
| 5/16/2015 | 21:00:00 | 15.26 | 59.47 | 10.72 | 111.7 | 1 | 7.98 |
| 5/16/2015 | 22:00:00 | 15.43 | 59.77 | 10.7 | 111.9 | 1 | 8 |
| 5/16/2015 | 23:00:00 | 15.44 | 59.8 | 10.77 | 112.7 | 1 | 8 |
| 5/17/2015 | 0:00:00 | 15.37 | 59.66 | 10.72 | 112 | 1 | 7.94 |
| 5/17/2015 | 1:00:00 | 15.29 | 59.53 | 10.66 | 111.1 | 1 | 7.96 |
| 5/17/2015 | 2:00:00 | 15.26 | 59.48 | 10.49 | 109.3 | 1 | 8.01 |
| 5/17/2015 | 3:00:00 | 15.21 | 59.38 | 10.61 | 110.4 | 1 | 7.96 |
| 5/17/2015 | 4:00:00 | 15.14 | 59.26 | 10.38 | 107.9 | 1 | 8.03 |
| 5/17/2015 | 5:00:00 | 15.05 | 59.1 | 10.59 | 109.9 | 1 | 8 |
| 5/17/2015 | 6:00:00 | 14.96 | 58.93 | 10.41 | 107.8 | 1 | 7.93 |
| 5/17/2015 | 7:00:00 | 14.89 | 58.81 | 10.44 | 107.9 | 1 | 7.98 |
| 5/17/2015 | 8:00:00 | 14.83 | 58.7 | 10.43 | 107.6 | 1 | 7.98 |
| 5/17/2015 | 9:00:00 | 14.75 | 58.56 | 10.69 | 110.1 | 1 | 7.93 |
| 5/17/2015 | 10:00:00 | 14.67 | 58.4 | 10.67 | 109.7 | 1 | 7.98 |
| 5/17/2015 | 11:00:00 | 14.57 | 58.23 | 10.57 | 108.5 | 1 | 7.94 |
| 5/17/2015 | 12:00:00 | 14.48 | 58.07 | 10.76 | 110.2 | 1 | 7.96 |
| 5/17/2015 | 13:00:00 | 14.43 | 57.99 | 10.81 | 110.7 | 1 | 7.98 |
| 5/17/2015 | 14:00:00 | 14.46 | 58.04 | 10.83 | 110.9 | 1 | 7.94 |
| 5/17/2015 | 15:00:00 | 14.58 | 58.26 | 10.65 | 109.3 | 1 | 7.94 |
| 5/17/2015 | 16:00:00 | 14.69 | 58.45 | 10.88 | 111.9 | 1 | 7.96 |
| 5/17/2015 | 17:00:00 | 14.85 | 58.73 | 10.84 | 112 | 1 | 7.93 |
| 5/17/2015 | 18:00:00 | 14.94 | 58.89 | 10.64 | 110.1 | 1 | 7.93 |
| 5/17/2015 | 19:00:00 | 15.02 | 59.03 | 10.57 | 109.5 | 1 | 7.96 |
| 5/17/2015 | 20:00:00 | 15.08 | 59.15 | 10.72 | 111.3 | 1 | 7.93 |
| 5/17/2015 | 21:00:00 | 15.12 | 59.22 | 10.72 | 111.4 | 1 | 7.93 |
| 5/17/2015 | 22:00:00 | 15.16 | 59.29 | 10.45 | 108.6 | 1 | 7.91 |
| 5/17/2015 | 23:00:00 | 15.16 | 59.3 | 10.64 | 110.6 | 1 | 7.96 |
| 5/18/2015 | 0:00:00 | 15.2 | 59.37 | 10.65 | 110.8 | 1 | 7.94 |
| 5/18/2015 | 1:00:00 | 15.21 | 59.38 | 10.56 | 109.9 | 1 | 7.94 |
| 5/18/2015 | 2:00:00 | 15.2 | 59.36 | 10.52 | 109.5 | 1 | 7.94 |
| 5/18/2015 | 3:00:00 | 15.18 | 59.33 | 10.52 | 109.4 | 1 | 7.93 |
| 5/18/2015 | 4:00:00 | 15.14 | 59.26 | 10.29 | 106.9 | 1 | 7.91 |
| 5/18/2015 | 5:00:00 | 15.1 | 59.19 | 10.51 | 109.1 | 1 | 7.93 |
| 5/18/2015 | 6:00:00 | 15.06 | 59.11 | 10.51 | 109 | 1 | 7.91 |
| 5/18/2015 | 7:00:00 | 15 | 59.01 | 10.48 | 108.5 | 1 | 7.89 |
| 5/18/2015 | 8:00:00 | 14.93 | 58.88 | 10.27 | 106.3 | 1 | 7.91 |
| 5/18/2015 | 9:00:00 | 14.86 | 58.75 | 10.51 | 108.6 | 1 | 7.86 |
| 5/18/2015 | 10:00:00 | 14.81 | 58.67 | 10.57 | 109.1 | 1 | 7.89 |
| 5/18/2015 | 11:00:00 | 14.77 | 58.6 | 10.56 | 108.9 | 1 | 7.88 |
| 5/18/2015 | 12:00:00 | 14.82 | 58.68 | 10.62 | 109.6 | 1 | 7.91 |

| | | | | | | | |
|-----------|----------|-------|-------|-------|-------|---|------|
| 5/18/2015 | 13:00:00 | 15.01 | 59.02 | 10.82 | 112.2 | 1 | 7.89 |
| 5/18/2015 | 14:00:00 | 15.26 | 59.46 | 10.72 | 111.7 | 1 | 7.89 |
| 5/18/2015 | 15:00:00 | 15.58 | 60.04 | 10.96 | 115 | 1 | 7.88 |
| 5/18/2015 | 16:00:00 | 15.91 | 60.64 | 11.01 | 116.3 | 1 | 7.93 |
| 5/18/2015 | 17:00:00 | 16.23 | 61.21 | 10.62 | 113 | 1 | 7.91 |
| 5/18/2015 | 18:00:00 | 16.43 | 61.58 | 10.53 | 112.5 | 1 | 7.91 |
| 5/18/2015 | 19:00:00 | 16.42 | 61.56 | 10.69 | 114.2 | 1 | 7.93 |
| 5/18/2015 | 20:00:00 | 16.41 | 61.55 | 10.77 | 115 | 1 | 7.91 |
| 5/18/2015 | 21:00:00 | 16.4 | 61.52 | 10.48 | 111.9 | 1 | 7.88 |
| 5/18/2015 | 22:00:00 | 16.34 | 61.41 | 10.47 | 111.7 | 1 | 7.79 |
| 5/18/2015 | 23:00:00 | 16.31 | 61.36 | 10.44 | 111.3 | 1 | 7.91 |
| 5/19/2015 | 0:00:00 | 16.28 | 61.3 | 10.52 | 112 | 1 | 7.86 |
| 5/19/2015 | 1:00:00 | 16.22 | 61.21 | 10.53 | 111.9 | 1 | 7.84 |
| 5/19/2015 | 2:00:00 | 16.16 | 61.09 | 10.25 | 108.8 | 1 | 7.88 |
| 5/19/2015 | 3:00:00 | 16.06 | 60.92 | 10.43 | 110.5 | 1 | 7.77 |
| 5/19/2015 | 4:00:00 | 15.91 | 60.64 | 10.31 | 108.9 | 1 | 7.89 |
| 5/19/2015 | 5:00:00 | 15.73 | 60.32 | 10.48 | 110.3 | 1 | 7.91 |
| 5/19/2015 | 6:00:00 | 15.51 | 59.92 | 10.53 | 110.3 | 1 | 7.89 |
| 5/19/2015 | 7:00:00 | 15.23 | 59.42 | 10.44 | 108.7 | 1 | 7.81 |
| 5/19/2015 | 8:00:00 | 14.94 | 58.9 | 10.71 | 110.8 | 1 | 7.86 |
| 5/19/2015 | 9:00:00 | 14.69 | 58.44 | 10.83 | 111.5 | 1 | 7.89 |
| 5/19/2015 | 10:00:00 | 14.48 | 58.07 | 10.92 | 111.9 | 1 | 7.88 |
| 5/19/2015 | 11:00:00 | 14.29 | 57.72 | 10.61 | 108.3 | 1 | 7.88 |
| 5/19/2015 | 12:00:00 | 14.1 | 57.39 | 10.73 | 109 | 1 | 7.83 |
| 5/19/2015 | 13:00:00 | 14.06 | 57.32 | 11.04 | 112.1 | 1 | 7.84 |
| 5/19/2015 | 14:00:00 | 14.09 | 57.36 | 10.9 | 110.7 | 1 | 7.88 |
| 5/19/2015 | 15:00:00 | 14.07 | 57.33 | 11.34 | 115.2 | 1 | 7.86 |
| 5/19/2015 | 16:00:00 | 14.11 | 57.4 | 11.2 | 113.8 | 1 | 7.86 |
| 5/19/2015 | 17:00:00 | 14.17 | 57.5 | 11.26 | 114.5 | 1 | 7.86 |
| 5/19/2015 | 18:00:00 | 14.38 | 57.89 | 11.45 | 117.1 | 1 | 7.83 |
| 5/19/2015 | 19:00:00 | 14.55 | 58.2 | 11.47 | 117.7 | 1 | 7.88 |
| 5/19/2015 | 20:00:00 | 14.78 | 58.61 | 11.22 | 115.7 | 1 | 7.89 |
| 5/19/2015 | 21:00:00 | 14.89 | 58.81 | 11.12 | 114.9 | 1 | 7.81 |
| 5/19/2015 | 22:00:00 | 14.89 | 58.81 | 11.04 | 114.1 | 1 | 7.77 |
| 5/19/2015 | 23:00:00 | 14.82 | 58.68 | 10.88 | 112.3 | 1 | 7.84 |
| 5/20/2015 | 0:00:00 | 14.71 | 58.47 | 10.85 | 111.7 | 1 | 7.79 |
| 5/20/2015 | 1:00:00 | 14.69 | 58.44 | 10.91 | 112.3 | 1 | 7.84 |
| 5/20/2015 | 2:00:00 | 14.59 | 58.27 | 10.58 | 108.6 | 1 | 7.81 |
| 5/20/2015 | 3:00:00 | 14.5 | 58.11 | 10.78 | 110.5 | 1 | 7.81 |
| 5/20/2015 | 4:00:00 | 14.47 | 58.05 | 10.8 | 110.6 | 1 | 7.79 |
| 5/20/2015 | 5:00:00 | 14.39 | 57.91 | 10.76 | 110 | 1 | 7.84 |
| 5/20/2015 | 6:00:00 | 14.34 | 57.81 | 10.78 | 110.1 | 1 | 7.84 |
| 5/20/2015 | 7:00:00 | 14.19 | 57.55 | 10.55 | 107.4 | 1 | 7.83 |
| 5/20/2015 | 8:00:00 | 14.07 | 57.33 | 10.73 | 108.9 | 1 | 7.83 |
| 5/20/2015 | 9:00:00 | 13.88 | 56.99 | 10.56 | 106.8 | 1 | 7.84 |
| 5/20/2015 | 10:00:00 | 13.73 | 56.72 | 10.81 | 109 | 1 | 7.79 |
| 5/20/2015 | 11:00:00 | 13.59 | 56.46 | 10.68 | 107.3 | 1 | 7.79 |

| | | | | | | | |
|-----------|----------|-------|-------|-------|-------|---|------|
| 5/20/2015 | 12:00:00 | 13.55 | 56.4 | 11 | 110.5 | 1 | 7.83 |
| 5/20/2015 | 13:00:00 | 13.65 | 56.58 | 10.84 | 109 | 1 | 7.79 |
| 5/20/2015 | 14:00:00 | 13.92 | 57.06 | 10.85 | 109.8 | 1 | 7.83 |
| 5/20/2015 | 15:00:00 | 14.27 | 57.69 | 11.13 | 113.5 | 1 | 7.79 |
| 5/20/2015 | 16:00:00 | 14.63 | 58.34 | 11.1 | 114.1 | 1 | 7.81 |
| 5/20/2015 | 17:00:00 | 14.97 | 58.94 | 10.82 | 112 | 1 | 7.77 |
| 5/20/2015 | 18:00:00 | 15.3 | 59.54 | 11.02 | 114.9 | 1 | 7.79 |
| 5/20/2015 | 19:00:00 | 15.4 | 59.72 | 10.85 | 113.4 | 1 | 7.79 |
| 5/20/2015 | 20:00:00 | 15.46 | 59.84 | 10.59 | 110.8 | 1 | 7.81 |
| 5/20/2015 | 21:00:00 | 15.48 | 59.87 | 10.73 | 112.3 | 1 | 7.81 |
| 5/20/2015 | 22:00:00 | 15.51 | 59.92 | 10.77 | 112.8 | 1 | 7.79 |
| 5/20/2015 | 23:00:00 | 15.53 | 59.96 | 10.37 | 108.6 | 1 | 7.83 |
| 5/21/2015 | 0:00:00 | 15.58 | 60.04 | 10.35 | 108.6 | 1 | 7.81 |
| 5/21/2015 | 1:00:00 | 15.6 | 60.08 | 10.5 | 110.2 | 1 | 7.83 |
| 5/21/2015 | 2:00:00 | 15.56 | 60.01 | 10.24 | 107.4 | 1 | 7.81 |
| 5/21/2015 | 3:00:00 | 15.51 | 59.92 | 10.36 | 108.5 | 1 | 7.83 |
| 5/21/2015 | 4:00:00 | 15.43 | 59.77 | 10.38 | 108.6 | 1 | 7.77 |
| 5/21/2015 | 5:00:00 | 15.34 | 59.62 | 10.18 | 106.2 | 1 | 7.83 |
| 5/21/2015 | 6:00:00 | 15.19 | 59.35 | 10.25 | 106.6 | 1 | 7.83 |
| 5/21/2015 | 7:00:00 | 15.03 | 59.05 | 10.43 | 108.1 | 1 | 7.77 |
| 5/21/2015 | 8:00:00 | 14.81 | 58.66 | 10.26 | 105.8 | 1 | 7.81 |
| 5/21/2015 | 9:00:00 | 14.6 | 58.29 | 10.54 | 108.2 | 1 | 7.79 |
| 5/21/2015 | 10:00:00 | 14.43 | 57.99 | 10.61 | 108.6 | 1 | 7.76 |
| 5/21/2015 | 11:00:00 | 14.3 | 57.75 | 10.65 | 108.7 | 1 | 7.77 |
| 5/21/2015 | 12:00:00 | 14.22 | 57.61 | 10.69 | 108.9 | 1 | 7.76 |
| 5/21/2015 | 13:00:00 | 14.22 | 57.61 | 10.72 | 109.2 | 1 | 7.77 |
| 5/21/2015 | 14:00:00 | 14.33 | 57.79 | 10.78 | 110.1 | 1 | 7.77 |
| 5/21/2015 | 17:00:00 | 15.22 | 59.39 | 9.12 | 94 | 1 | 9.2 |
| 5/21/2015 | 18:00:00 | 15.54 | 59.98 | 9.2 | 95.5 | 1 | 9 |
| 5/21/2015 | 19:00:00 | 15.83 | 60.5 | 9.11 | 95.1 | 1 | 8.98 |
| 5/21/2015 | 20:00:00 | 16.02 | 60.85 | 9.02 | 94.6 | 1 | 8.95 |
| 5/21/2015 | 21:00:00 | 16.17 | 61.1 | 8.88 | 93.4 | 1 | 9 |
| 5/21/2015 | 22:00:00 | 16.23 | 61.22 | 8.5 | 89.5 | 1 | 9.18 |
| 5/21/2015 | 23:00:00 | 16.13 | 61.05 | 8.46 | 88.9 | 1 | 9.17 |
| 5/22/2015 | 0:00:00 | 15.99 | 60.79 | 8.37 | 87.7 | 1 | 9.1 |
| 5/22/2015 | 1:00:00 | 15.84 | 60.51 | 8.26 | 86.3 | 1 | 9.1 |
| 5/22/2015 | 2:00:00 | 15.69 | 60.25 | 8.47 | 88.2 | 1 | 8.9 |
| 5/22/2015 | 3:00:00 | 15.61 | 60.1 | 8.35 | 86.8 | 1 | 8.93 |
| 5/22/2015 | 4:00:00 | 15.55 | 59.99 | 8.19 | 85 | 1 | 8.9 |
| 5/22/2015 | 5:00:00 | 15.48 | 59.87 | 8.33 | 86.4 | 1 | 8.85 |
| 5/22/2015 | 6:00:00 | 15.37 | 59.67 | 8.26 | 85.5 | 1 | 8.79 |
| 5/22/2015 | 7:00:00 | 15.26 | 59.46 | 8.4 | 86.7 | 1 | 8.81 |
| 5/22/2015 | 8:00:00 | 15.03 | 59.06 | 8.29 | 85.1 | 1 | 8.78 |
| 5/22/2015 | 9:00:00 | 14.83 | 58.69 | 8.18 | 83.6 | 1 | 8.69 |
| 5/22/2015 | 10:00:00 | 14.52 | 58.13 | 8.27 | 84 | 1 | 8.71 |
| 5/22/2015 | 11:00:00 | 14.33 | 57.79 | 8.16 | 82.5 | 1 | 8.71 |
| 5/22/2015 | 12:00:00 | 14.11 | 57.4 | 8.27 | 83.2 | 1 | 8.69 |

| | | | | | | | |
|-----------|----------|-------|-------|------|------|---|------|
| 5/22/2015 | 13:00:00 | 14.03 | 57.26 | 8.2 | 82.4 | 1 | 8.64 |
| 5/22/2015 | 14:00:00 | 14.15 | 57.48 | 8.46 | 85.3 | 1 | 8.68 |
| 5/22/2015 | 15:00:00 | 14.36 | 57.86 | 8.44 | 85.4 | 1 | 8.64 |
| 5/22/2015 | 16:00:00 | 14.74 | 58.53 | 8.36 | 85.2 | 1 | 8.59 |
| 5/22/2015 | 17:00:00 | 15.1 | 59.18 | 6.38 | 65.5 | 1 | 8.62 |
| 5/22/2015 | 18:00:00 | 15.52 | 59.94 | 6.12 | 63.5 | 1 | 8.61 |
| 5/22/2015 | 19:00:00 | 15.81 | 60.47 | 6.18 | 64.5 | 1 | 8.62 |
| 5/22/2015 | 20:00:00 | 16.12 | 61.03 | 7.16 | 75.2 | 1 | 8.57 |
| 5/22/2015 | 21:00:00 | 16.29 | 61.32 | 7.11 | 75 | 1 | 8.59 |
| 5/22/2015 | 22:00:00 | 16.33 | 61.41 | 7.05 | 74.5 | 1 | 8.56 |
| 5/22/2015 | 23:00:00 | 16.28 | 61.3 | 7.16 | 75.5 | 1 | 8.56 |
| 5/23/2015 | 0:00:00 | 16.16 | 61.1 | 7.14 | 75.1 | 1 | 8.54 |
| 5/23/2015 | 1:00:00 | 16.03 | 60.85 | 7.17 | 75.2 | 1 | 8.52 |
| 5/23/2015 | 2:00:00 | 16.04 | 60.88 | 7.34 | 77 | 1 | 8.51 |
| 5/23/2015 | 3:00:00 | 15.95 | 60.72 | 7.33 | 76.7 | 1 | 8.51 |
| 5/23/2015 | 4:00:00 | 15.95 | 60.71 | 7.35 | 77 | 1 | 8.52 |
| 5/23/2015 | 5:00:00 | 15.84 | 60.51 | 7.29 | 76.1 | 1 | 8.49 |
| 5/23/2015 | 6:00:00 | 15.76 | 60.37 | 7.3 | 76.1 | 1 | 8.47 |
| 5/23/2015 | 7:00:00 | 15.64 | 60.16 | 6.85 | 71.3 | 1 | 8.49 |
| 5/23/2015 | 8:00:00 | 15.49 | 59.89 | 7.49 | 77.6 | 1 | 8.45 |
| 5/23/2015 | 9:00:00 | 15.3 | 59.55 | 7.28 | 75.1 | 1 | 8.45 |
| 5/23/2015 | 10:00:00 | 15.08 | 59.16 | 7.3 | 75 | 1 | 8.44 |
| 5/23/2015 | 11:00:00 | 14.91 | 58.85 | 7.45 | 76.3 | 1 | 8.44 |
| 5/23/2015 | 12:00:00 | 14.78 | 58.61 | 7.47 | 76.2 | 1 | 8.4 |
| 5/23/2015 | 13:00:00 | 14.72 | 58.5 | 7.48 | 76.3 | 1 | 8.42 |
| 5/23/2015 | 14:00:00 | 14.9 | 58.82 | 7.44 | 76.1 | 1 | 8.35 |
| 5/23/2015 | 15:00:00 | 15.14 | 59.26 | 7.62 | 78.4 | 1 | 8.39 |
| 5/23/2015 | 16:00:00 | 15.47 | 59.85 | 7.47 | 77.4 | 1 | 8.39 |
| 5/23/2015 | 17:00:00 | 15.83 | 60.5 | 7.08 | 74 | 1 | 8.4 |
| 5/23/2015 | 18:00:00 | 16.16 | 61.09 | 6.86 | 72.1 | 1 | 8.37 |
| 5/23/2015 | 19:00:00 | 16.55 | 61.8 | 6.84 | 72.6 | 1 | 8.37 |
| 5/23/2015 | 20:00:00 | 16.82 | 62.28 | 7.15 | 76.3 | 1 | 8.37 |
| 5/23/2015 | 21:00:00 | 17.02 | 62.64 | 7.23 | 77.5 | 1 | 8.37 |
| 5/23/2015 | 22:00:00 | 17.04 | 62.68 | 7.23 | 77.4 | 1 | 8.35 |
| 5/23/2015 | 23:00:00 | 17.01 | 62.63 | 6.99 | 74.9 | 1 | 8.37 |
| 5/24/2015 | 0:00:00 | 16.93 | 62.48 | 6.98 | 74.6 | 1 | 8.35 |
| 5/24/2015 | 1:00:00 | 16.89 | 62.4 | 6.93 | 74 | 1 | 8.35 |
| 5/24/2015 | 2:00:00 | 16.87 | 62.37 | 7.07 | 75.4 | 1 | 8.23 |
| 5/24/2015 | 3:00:00 | 16.89 | 62.4 | 6.76 | 72.1 | 1 | 8.3 |
| 5/24/2015 | 4:00:00 | 16.93 | 62.48 | 6.45 | 68.9 | 1 | 8.3 |
| 5/24/2015 | 5:00:00 | 16.97 | 62.55 | 5.93 | 63.5 | 1 | 8.32 |
| 5/24/2015 | 6:00:00 | 16.94 | 62.5 | 5.99 | 64 | 1 | 8.25 |
| 5/24/2015 | 7:00:00 | 16.91 | 62.44 | 6.25 | 66.7 | 1 | 8.3 |
| 5/24/2015 | 8:00:00 | 16.82 | 62.27 | 5.96 | 63.6 | 1 | 8.23 |
| 5/24/2015 | 9:00:00 | 16.68 | 62.03 | 6.15 | 65.4 | 1 | 8.28 |
| 5/24/2015 | 10:00:00 | 16.58 | 61.85 | 6.12 | 65 | 1 | 8.27 |
| 5/24/2015 | 11:00:00 | 16.48 | 61.67 | 6.03 | 63.9 | 1 | 8.27 |

| | | | | | | | |
|-----------|----------|-------|-------|------|------|---|------|
| 5/24/2015 | 12:00:00 | 16.36 | 61.46 | 6.04 | 63.8 | 1 | 8.27 |
| 5/24/2015 | 13:00:00 | 16.28 | 61.3 | 6.14 | 64.7 | 1 | 8.28 |
| 5/24/2015 | 14:00:00 | 16.31 | 61.36 | 6.33 | 66.8 | 1 | 8.18 |
| 5/24/2015 | 15:00:00 | 16.34 | 61.41 | 6.45 | 68.2 | 1 | 8.25 |
| 5/24/2015 | 16:00:00 | 16.49 | 61.69 | 6.5 | 68.9 | 1 | 8.25 |
| 5/24/2015 | 17:00:00 | 16.66 | 61.99 | 6.52 | 69.3 | 1 | 8.2 |
| 5/24/2015 | 18:00:00 | 16.82 | 62.27 | 6.32 | 67.4 | 1 | 8.22 |
| 5/24/2015 | 19:00:00 | 17 | 62.6 | 6.21 | 66.4 | 1 | 8.23 |
| 5/24/2015 | 20:00:00 | 17.12 | 62.82 | 6.06 | 65 | 1 | 8.23 |
| 5/24/2015 | 21:00:00 | 17.2 | 62.96 | 6.46 | 69.5 | 1 | 8.23 |
| 5/24/2015 | 22:00:00 | 17.18 | 62.92 | 6.22 | 66.8 | 1 | 8.15 |
| 5/24/2015 | 23:00:00 | 17.09 | 62.76 | 6.19 | 66.4 | 1 | 8.18 |
| 5/25/2015 | 0:00:00 | 17.01 | 62.63 | 6.07 | 65 | 1 | 8.2 |
| 5/25/2015 | 1:00:00 | 16.94 | 62.49 | 5.64 | 60.3 | 1 | 8.2 |
| 5/25/2015 | 2:00:00 | 16.88 | 62.39 | 5.36 | 57.2 | 1 | 8.18 |
| 5/25/2015 | 3:00:00 | 16.82 | 62.27 | 5.15 | 54.9 | 1 | 8.2 |
| 5/25/2015 | 4:00:00 | 16.77 | 62.19 | 5.07 | 54 | 1 | 8.17 |
| 5/25/2015 | 5:00:00 | 16.72 | 62.1 | 5.04 | 53.6 | 1 | 8.15 |
| 5/25/2015 | 6:00:00 | 16.66 | 62 | 5.01 | 53.3 | 1 | 8.15 |
| 5/25/2015 | 7:00:00 | 16.62 | 61.92 | 4.98 | 52.9 | 1 | 8.17 |
| 5/25/2015 | 8:00:00 | 16.55 | 61.79 | 4.79 | 50.8 | 1 | 8.17 |
| 5/25/2015 | 9:00:00 | 16.48 | 61.67 | 5.23 | 55.3 | 1 | 8.08 |
| 5/25/2015 | 10:00:00 | 16.38 | 61.48 | 4.88 | 51.6 | 1 | 8.11 |
| 5/25/2015 | 11:00:00 | 16.28 | 61.31 | 4.97 | 52.4 | 1 | 8.11 |
| 5/25/2015 | 12:00:00 | 16.2 | 61.16 | 5.23 | 55.1 | 1 | 8.1 |
| 5/25/2015 | 13:00:00 | 16.12 | 61.02 | 4.63 | 48.6 | 1 | 8.08 |
| 5/25/2015 | 14:00:00 | 16.05 | 60.9 | 4.79 | 50.3 | 1 | 8.1 |
| 5/25/2015 | 15:00:00 | 16.01 | 60.82 | 4.81 | 50.4 | 1 | 8.11 |
| 5/25/2015 | 16:00:00 | 16 | 60.8 | 4.8 | 50.3 | 1 | 8.1 |
| 5/25/2015 | 17:00:00 | 16.07 | 60.93 | 4.93 | 51.7 | 1 | 8.1 |
| 5/25/2015 | 18:00:00 | 16.23 | 61.21 | 4.82 | 50.8 | 1 | 8.05 |
| 5/25/2015 | 19:00:00 | 16.32 | 61.38 | 5.2 | 54.9 | 1 | 8.1 |
| 5/25/2015 | 20:00:00 | 16.55 | 61.8 | 5.29 | 56.1 | 1 | 8.08 |
| 5/25/2015 | 21:00:00 | 16.64 | 61.95 | 5.51 | 58.6 | 1 | 8.11 |
| 5/25/2015 | 22:00:00 | 16.69 | 62.05 | 5.18 | 55.1 | 1 | 8.37 |
| 5/25/2015 | 23:00:00 | 16.64 | 61.95 | 5.33 | 56.6 | 1 | 8.35 |
| 5/26/2015 | 0:00:00 | 16.6 | 61.88 | 5.02 | 53.3 | 1 | 8.01 |
| 5/26/2015 | 1:00:00 | 16.53 | 61.76 | 5.52 | 58.5 | 1 | 8.25 |
| 5/26/2015 | 2:00:00 | 16.5 | 61.71 | 4.83 | 51.2 | 1 | 8.08 |
| 5/26/2015 | 3:00:00 | 16.47 | 61.66 | 4.64 | 49.1 | 1 | 8.03 |
| 5/26/2015 | 4:00:00 | 16.41 | 61.55 | 5.32 | 56.2 | 1 | 8.06 |
| 5/26/2015 | 5:00:00 | 16.33 | 61.39 | 5.09 | 53.7 | 1 | 8.03 |
| 5/26/2015 | 6:00:00 | 16.28 | 61.31 | 5.19 | 54.8 | 1 | 8.01 |
| 5/26/2015 | 7:00:00 | 16.25 | 61.25 | 4.9 | 51.7 | 1 | 8 |
| 5/26/2015 | 8:00:00 | 16.17 | 61.12 | 5.14 | 54.1 | 1 | 8.05 |
| 5/26/2015 | 9:00:00 | 16.1 | 60.98 | 8.06 | 84.6 | 1 | 8.03 |
| 5/26/2015 | 10:00:00 | 16.09 | 60.96 | 5.01 | 52.6 | 1 | 8 |

| | | | | | | | |
|-----------|----------|-------|-------|------|------|---|------|
| 5/26/2015 | 11:00:00 | 16.12 | 61.01 | 4.98 | 52.3 | 1 | 8.01 |
| 5/26/2015 | 12:00:00 | 16.2 | 61.16 | 6.46 | 68 | 1 | 7.98 |
| 5/26/2015 | 13:00:00 | 16.34 | 61.42 | 5.67 | 59.9 | 1 | 7.98 |
| 5/26/2015 | 14:00:00 | 16.48 | 61.67 | 5.19 | 55 | 1 | 8 |
| 5/26/2015 | 15:00:00 | 16.6 | 61.88 | 5.23 | 55.5 | 1 | 7.98 |
| 5/26/2015 | 16:00:00 | 16.78 | 62.21 | 5.23 | 55.8 | 1 | 7.98 |
| 5/26/2015 | 17:00:00 | 16.88 | 62.39 | 8.08 | 86.3 | 1 | 7.98 |
| 5/26/2015 | 18:00:00 | 16.95 | 62.51 | 7.94 | 84.9 | 1 | 7.96 |
| 5/26/2015 | 19:00:00 | 16.95 | 62.52 | 8.11 | 86.8 | 1 | 7.98 |
| 5/26/2015 | 20:00:00 | 16.96 | 62.53 | 8.16 | 87.3 | 1 | 7.93 |
| 5/26/2015 | 21:00:00 | 16.96 | 62.53 | 8.19 | 87.6 | 1 | 7.98 |
| 5/26/2015 | 22:00:00 | 16.92 | 62.46 | 8.03 | 85.8 | 1 | 7.94 |
| 5/26/2015 | 23:00:00 | 16.87 | 62.37 | 7.85 | 83.8 | 1 | 7.96 |
| 5/27/2015 | 0:00:00 | 16.8 | 62.24 | 7.8 | 83.2 | 1 | 7.93 |
| 5/27/2015 | 1:00:00 | 16.7 | 62.06 | 7.44 | 79.2 | 1 | 7.93 |
| 5/27/2015 | 2:00:00 | 16.6 | 61.89 | 7.09 | 75.2 | 1 | 7.91 |
| 5/27/2015 | 3:00:00 | 16.54 | 61.78 | 4.04 | 42.9 | 1 | 7.93 |
| 5/27/2015 | 4:00:00 | 16.46 | 61.64 | 4.5 | 47.7 | 1 | 7.94 |
| 5/27/2015 | 5:00:00 | 16.4 | 61.52 | 5.64 | 59.6 | 1 | 7.93 |
| 5/27/2015 | 6:00:00 | 16.35 | 61.44 | 4.91 | 51.9 | 1 | 7.86 |
| 5/27/2015 | 7:00:00 | 16.31 | 61.36 | 4.35 | 45.9 | 1 | 7.88 |
| 5/27/2015 | 8:00:00 | 16.25 | 61.25 | 4.01 | 42.3 | 1 | 7.89 |
| 5/27/2015 | 9:00:00 | 16.2 | 61.16 | 4.06 | 42.7 | 1 | 7.84 |
| 5/27/2015 | 10:00:00 | 16.17 | 61.11 | 4.02 | 42.3 | 1 | 7.93 |
| 5/27/2015 | 11:00:00 | 16.14 | 61.05 | 4.17 | 43.8 | 1 | 7.91 |
| 5/27/2015 | 12:00:00 | 16.12 | 61.01 | 4.41 | 46.3 | 1 | 7.89 |
| 5/27/2015 | 13:00:00 | 16.12 | 61.02 | 5.06 | 53.2 | 1 | 7.86 |
| 5/27/2015 | 14:00:00 | 16.12 | 61.01 | 5.43 | 57.1 | 1 | 7.89 |
| 5/27/2015 | 15:00:00 | 16.18 | 61.12 | 6.6 | 69.4 | 1 | 7.88 |
| 5/27/2015 | 16:00:00 | 16.37 | 61.47 | 6.58 | 69.5 | 1 | 7.86 |
| 5/27/2015 | 17:00:00 | 16.66 | 61.99 | 6.13 | 65.2 | 1 | 7.86 |
| 5/27/2015 | 18:00:00 | 16.94 | 62.5 | 7.38 | 78.9 | 1 | 7.89 |
| 5/27/2015 | 19:00:00 | 17.1 | 62.78 | 5.76 | 61.8 | 1 | 7.89 |
| 5/27/2015 | 20:00:00 | 17.2 | 62.96 | 6.51 | 70 | 1 | 7.89 |
| 5/27/2015 | 21:00:00 | 17.18 | 62.93 | 6.6 | 70.9 | 1 | 7.89 |
| 5/27/2015 | 22:00:00 | 17.14 | 62.86 | 5.61 | 60.2 | 1 | 7.84 |
| 5/27/2015 | 23:00:00 | 16.99 | 62.59 | 6.47 | 69.3 | 1 | 7.86 |
| 5/28/2015 | 0:00:00 | 16.84 | 62.32 | 6.95 | 74.1 | 1 | 7.84 |
| 5/28/2015 | 1:00:00 | 16.71 | 62.07 | 7.18 | 76.4 | 1 | 7.84 |
| 5/28/2015 | 2:00:00 | 16.56 | 61.81 | 6.49 | 68.8 | 1 | 7.86 |
| 5/28/2015 | 3:00:00 | 16.4 | 61.53 | 8.51 | 89.9 | 1 | 7.86 |
| 5/28/2015 | 4:00:00 | 16.3 | 61.34 | 8.73 | 92.1 | 1 | 7.84 |
| 5/28/2015 | 5:00:00 | 16.22 | 61.21 | 8.73 | 92 | 1 | 7.83 |
| 5/28/2015 | 6:00:00 | 16.17 | 61.12 | 8.72 | 91.8 | 1 | 7.81 |
| 5/28/2015 | 7:00:00 | 16.15 | 61.08 | 8.69 | 91.4 | 1 | 7.84 |
| 5/28/2015 | 8:00:00 | 16.15 | 61.07 | 8.64 | 90.9 | 1 | 7.86 |
| 5/28/2015 | 9:00:00 | 16.15 | 61.07 | 8.79 | 92.5 | 1 | 7.84 |

| | | | | | | | |
|-----------|----------|-------|-------|------|------|---|------|
| 5/28/2015 | 10:00:00 | 16.15 | 61.07 | 8.63 | 90.8 | 1 | 7.81 |
| 5/28/2015 | 11:00:00 | 16.19 | 61.14 | 8.7 | 91.6 | 1 | 7.83 |
| 5/28/2015 | 12:00:00 | 16.23 | 61.21 | 8.72 | 91.8 | 1 | 7.83 |
| 5/28/2015 | 13:00:00 | 16.29 | 61.33 | 8.9 | 93.9 | 1 | 7.81 |
| 5/28/2015 | 14:00:00 | 16.4 | 61.52 | 8.71 | 92.1 | 1 | 7.84 |
| 5/28/2015 | 15:00:00 | 16.62 | 61.92 | 8.67 | 92.1 | 1 | 7.83 |
| 5/28/2015 | 16:00:00 | 16.88 | 62.38 | 8.7 | 92.9 | 1 | 7.83 |
| 5/28/2015 | 17:00:00 | 17.08 | 62.75 | 8.66 | 92.9 | 1 | 7.79 |
| 5/28/2015 | 18:00:00 | 17.32 | 63.18 | 8.64 | 93.1 | 1 | 7.83 |
| 5/28/2015 | 19:00:00 | 17.36 | 63.26 | 8.56 | 92.3 | 1 | 7.72 |
| 5/28/2015 | 20:00:00 | 17.3 | 63.15 | 8.63 | 93 | 1 | 7.83 |
| 5/28/2015 | 21:00:00 | 17.21 | 62.98 | 8.39 | 90.2 | 1 | 7.84 |
| 5/28/2015 | 22:00:00 | 17.19 | 62.94 | 8.59 | 92.3 | 1 | 7.77 |
| 5/28/2015 | 23:00:00 | 17.07 | 62.73 | 8.55 | 91.7 | 1 | 7.79 |
| 5/29/2015 | 0:00:00 | 17.05 | 62.7 | 8.56 | 91.7 | 1 | 7.79 |
| 5/29/2015 | 1:00:00 | 17.03 | 62.66 | 8.32 | 89.1 | 1 | 7.77 |
| 5/29/2015 | 2:00:00 | 16.98 | 62.56 | 8.33 | 89.2 | 1 | 7.71 |
| 5/29/2015 | 3:00:00 | 16.92 | 62.46 | 8.54 | 91.2 | 1 | 7.81 |
| 5/29/2015 | 4:00:00 | 16.87 | 62.37 | 8.47 | 90.4 | 1 | 7.81 |
| 5/29/2015 | 5:00:00 | 16.84 | 62.32 | 8.63 | 92.1 | 1 | 7.83 |
| 5/29/2015 | 6:00:00 | 16.85 | 62.33 | 8.63 | 92 | 1 | 7.81 |
| 5/29/2015 | 7:00:00 | 16.87 | 62.37 | 8.56 | 91.4 | 1 | 7.81 |
| 5/29/2015 | 8:00:00 | 16.89 | 62.41 | 8.61 | 92 | 1 | 7.77 |
| 5/29/2015 | 9:00:00 | 16.89 | 62.41 | 8.54 | 91.2 | 1 | 7.77 |
| 5/29/2015 | 10:00:00 | 16.92 | 62.47 | 8.32 | 88.9 | 1 | 7.76 |
| 5/29/2015 | 11:00:00 | 16.98 | 62.56 | 8.3 | 88.8 | 1 | 7.81 |
| 5/29/2015 | 12:00:00 | 17.05 | 62.7 | 8.39 | 89.9 | 1 | 7.81 |
| 5/29/2015 | 13:00:00 | 17.1 | 62.79 | 8.18 | 87.7 | 1 | 7.76 |
| 5/29/2015 | 14:00:00 | 17.19 | 62.95 | 8.29 | 89.1 | 1 | 7.76 |
| 5/29/2015 | 15:00:00 | 17.31 | 63.16 | 8.21 | 88.5 | 1 | 7.79 |
| 5/29/2015 | 16:00:00 | 17.5 | 63.5 | 8.34 | 90.2 | 1 | 7.77 |
| 5/29/2015 | 17:00:00 | 17.7 | 63.87 | 8.33 | 90.5 | 1 | 7.79 |
| 5/29/2015 | 18:00:00 | 17.92 | 64.27 | 8.2 | 89.5 | 1 | 7.81 |
| 5/29/2015 | 19:00:00 | 18.1 | 64.58 | 8.24 | 90.2 | 1 | 7.72 |
| 5/29/2015 | 20:00:00 | 18.17 | 64.7 | 8.09 | 88.7 | 1 | 7.79 |
| 5/29/2015 | 21:00:00 | 18.16 | 64.7 | 8.06 | 88.4 | 1 | 7.81 |
| 5/29/2015 | 22:00:00 | 18.05 | 64.49 | 7.95 | 87 | 1 | 7.79 |
| 5/29/2015 | 23:00:00 | 17.9 | 64.23 | 8.13 | 88.6 | 1 | 7.77 |
| 5/30/2015 | 0:00:00 | 17.8 | 64.05 | 8.19 | 89.2 | 1 | 7.77 |
| 5/30/2015 | 1:00:00 | 17.73 | 63.92 | 8.14 | 88.5 | 1 | 7.79 |
| 5/30/2015 | 2:00:00 | 17.67 | 63.81 | 8.27 | 89.8 | 1 | 7.77 |
| 5/30/2015 | 3:00:00 | 17.61 | 63.71 | 8.15 | 88.4 | 1 | 7.77 |
| 5/30/2015 | 4:00:00 | 17.54 | 63.57 | 8.26 | 89.4 | 1 | 7.79 |
| 5/30/2015 | 5:00:00 | 17.47 | 63.45 | 8.12 | 87.8 | 1 | 7.76 |
| 5/30/2015 | 6:00:00 | 17.4 | 63.32 | 8.28 | 89.3 | 1 | 7.77 |
| 5/30/2015 | 7:00:00 | 17.34 | 63.22 | 8.25 | 89 | 1 | 7.77 |
| 5/30/2015 | 8:00:00 | 17.3 | 63.15 | 8.14 | 87.7 | 1 | 7.74 |

| | | | | | | | |
|-----------|----------|-------|-------|------|------|---|------|
| 5/30/2015 | 9:00:00 | 17.26 | 63.07 | 8.31 | 89.4 | 1 | 7.74 |
| 5/30/2015 | 10:00:00 | 17.23 | 63.02 | 8.29 | 89.2 | 1 | 7.72 |
| 5/30/2015 | 11:00:00 | 17.21 | 62.99 | 8.29 | 89.1 | 1 | 7.72 |
| 5/30/2015 | 12:00:00 | 17.21 | 62.99 | 8.28 | 89 | 1 | 7.69 |
| 5/30/2015 | 13:00:00 | 17.26 | 63.08 | 8.27 | 89 | 1 | 7.72 |
| 5/30/2015 | 14:00:00 | 17.31 | 63.17 | 8.07 | 86.9 | 1 | 7.71 |
| 5/30/2015 | 15:00:00 | 17.39 | 63.3 | 8.2 | 88.5 | 1 | 7.72 |
| 5/30/2015 | 16:00:00 | 17.45 | 63.41 | 8.21 | 88.7 | 1 | 7.74 |
| 5/30/2015 | 17:00:00 | 17.57 | 63.62 | 8.19 | 88.7 | 1 | 7.61 |
| 5/30/2015 | 18:00:00 | 17.63 | 63.74 | 8.05 | 87.4 | 1 | 7.74 |
| 5/30/2015 | 19:00:00 | 17.72 | 63.89 | 8.17 | 88.8 | 1 | 7.69 |
| 5/30/2015 | 20:00:00 | 17.77 | 64 | 8.05 | 87.6 | 1 | 7.71 |
| 5/30/2015 | 21:00:00 | 17.85 | 64.13 | 8.06 | 87.8 | 1 | 7.72 |
| 5/30/2015 | 22:00:00 | 17.82 | 64.08 | 8.01 | 87.3 | 1 | 7.71 |
| 5/30/2015 | 23:00:00 | 17.7 | 63.86 | 7.84 | 85.2 | 1 | 7.72 |
| 5/31/2015 | 0:00:00 | 17.55 | 63.6 | 8.05 | 87.2 | 1 | 7.74 |
| 5/31/2015 | 1:00:00 | 17.39 | 63.3 | 8.29 | 89.5 | 1 | 7.71 |
| 5/31/2015 | 2:00:00 | 17.21 | 62.98 | 8.33 | 89.5 | 1 | 7.69 |
| 5/31/2015 | 3:00:00 | 17 | 62.6 | 8.32 | 89.1 | 1 | 7.72 |
| 5/31/2015 | 4:00:00 | 16.81 | 62.26 | 8.29 | 88.4 | 1 | 7.61 |
| 5/31/2015 | 5:00:00 | 16.63 | 61.94 | 8.38 | 89 | 1 | 7.72 |
| 5/31/2015 | 6:00:00 | 16.51 | 61.71 | 8.18 | 86.7 | 1 | 7.66 |
| 5/31/2015 | 7:00:00 | 16.41 | 61.54 | 8.11 | 85.7 | 1 | 7.69 |
| 5/31/2015 | 8:00:00 | 16.34 | 61.41 | 8.19 | 86.5 | 1 | 7.67 |
| 5/31/2015 | 9:00:00 | 16.26 | 61.27 | 8.37 | 88.2 | 1 | 7.67 |
| 5/31/2015 | 10:00:00 | 16.18 | 61.14 | 8.33 | 87.6 | 1 | 7.66 |
| 5/31/2015 | 11:00:00 | 16.15 | 61.07 | 8.38 | 88.1 | 1 | 7.69 |
| 5/31/2015 | 12:00:00 | 16.18 | 61.13 | 8.25 | 86.8 | 1 | 7.69 |
| 5/31/2015 | 13:00:00 | 16.35 | 61.43 | 8.43 | 89.1 | 1 | 7.62 |
| 5/31/2015 | 14:00:00 | 16.57 | 61.83 | 8.16 | 86.5 | 1 | 7.66 |
| 5/31/2015 | 15:00:00 | 16.81 | 62.26 | 8.31 | 88.6 | 1 | 7.67 |
| 5/31/2015 | 16:00:00 | 17.14 | 62.86 | 8.26 | 88.6 | 1 | 7.66 |
| 5/31/2015 | 17:00:00 | 17.46 | 63.43 | 8.16 | 88.2 | 1 | 7.67 |
| 5/31/2015 | 18:00:00 | 17.69 | 63.85 | 8.11 | 88.1 | 1 | 7.69 |
| 5/31/2015 | 19:00:00 | 17.94 | 64.29 | 8.1 | 88.4 | 1 | 7.69 |
| 5/31/2015 | 20:00:00 | 18.09 | 64.57 | 7.97 | 87.3 | 1 | 7.67 |
| 5/31/2015 | 21:00:00 | 18.13 | 64.64 | 7.77 | 85.2 | 1 | 7.66 |
| 5/31/2015 | 22:00:00 | 18.08 | 64.54 | 7.95 | 87.1 | 1 | 7.67 |
| 5/31/2015 | 23:00:00 | 17.92 | 64.27 | 7.93 | 86.6 | 1 | 7.67 |
| 6/1/2015 | 0:00:00 | 17.74 | 63.93 | 7.98 | 86.8 | 1 | 7.66 |
| 6/1/2015 | 1:00:00 | 17.52 | 63.54 | 7.84 | 84.8 | 1 | 7.66 |
| 6/1/2015 | 2:00:00 | 17.26 | 63.08 | 8.06 | 86.8 | 1 | 7.66 |
| 6/1/2015 | 3:00:00 | 17.01 | 62.63 | 7.98 | 85.5 | 1 | 7.62 |
| 6/1/2015 | 4:00:00 | 16.76 | 62.18 | 8.09 | 86.2 | 1 | 7.67 |
| 6/1/2015 | 5:00:00 | 16.51 | 61.72 | 8.16 | 86.5 | 1 | 7.66 |
| 6/1/2015 | 6:00:00 | 16.28 | 61.32 | 8.06 | 85 | 1 | 7.64 |
| 6/1/2015 | 7:00:00 | 16.13 | 61.04 | 8.08 | 84.9 | 1 | 7.59 |

| | | | | | | | |
|----------|----------|-------|-------|------|------|---|------|
| 6/1/2015 | 8:00:00 | 16 | 60.8 | 8.27 | 86.7 | 1 | 7.62 |
| 6/1/2015 | 9:00:00 | 15.92 | 60.66 | 8.2 | 85.8 | 1 | 7.62 |
| 6/1/2015 | 10:00:00 | 15.81 | 60.46 | 8.12 | 84.8 | 1 | 7.62 |
| 6/1/2015 | 11:00:00 | 15.79 | 60.42 | 8.16 | 85.2 | 1 | 7.61 |
| 6/1/2015 | 12:00:00 | 15.84 | 60.52 | 8.25 | 86.2 | 1 | 7.62 |
| 6/1/2015 | 13:00:00 | 15.99 | 60.79 | 8.27 | 86.7 | 1 | 7.59 |
| 6/1/2015 | 14:00:00 | 16.23 | 61.23 | 8.23 | 86.7 | 1 | 7.59 |
| 6/1/2015 | 15:00:00 | 16.54 | 61.78 | 8.03 | 85.1 | 1 | 7.59 |
| 6/1/2015 | 16:00:00 | 16.88 | 62.39 | 8.02 | 85.6 | 1 | 7.61 |
| 6/1/2015 | 17:00:00 | 17.2 | 62.97 | 7.83 | 84.2 | 1 | 7.57 |
| 6/1/2015 | 18:00:00 | 17.55 | 63.59 | 7.74 | 83.9 | 1 | 7.59 |
| 6/1/2015 | 19:00:00 | 17.77 | 64 | 7.88 | 85.7 | 1 | 7.62 |
| 6/1/2015 | 20:00:00 | 18.01 | 64.42 | 7.71 | 84.3 | 1 | 7.62 |
| 6/1/2015 | 21:00:00 | 18.13 | 64.63 | 7.62 | 83.5 | 1 | 7.59 |
| 6/1/2015 | 22:00:00 | 18.16 | 64.68 | 7.66 | 84 | 1 | 7.59 |
| 6/1/2015 | 23:00:00 | 18.07 | 64.53 | 7.79 | 85.2 | 1 | 7.59 |
| 6/2/2015 | 0:00:00 | 17.93 | 64.27 | 7.68 | 83.8 | 1 | 7.59 |
| 6/2/2015 | 1:00:00 | 17.77 | 63.99 | 7.51 | 81.7 | 1 | 7.57 |
| 6/2/2015 | 2:00:00 | 17.56 | 63.62 | 7.67 | 83 | 1 | 7.61 |
| 6/2/2015 | 3:00:00 | 17.33 | 63.2 | 7.74 | 83.5 | 1 | 7.59 |
| 6/2/2015 | 4:00:00 | 17.11 | 62.8 | 7.69 | 82.5 | 1 | 7.59 |
| 6/2/2015 | 5:00:00 | 16.89 | 62.41 | 7.77 | 83 | 1 | 7.57 |
| 6/2/2015 | 6:00:00 | 16.68 | 62.03 | 7.75 | 82.4 | 1 | 7.59 |
| 6/2/2015 | 7:00:00 | 16.48 | 61.67 | 7.82 | 82.8 | 1 | 7.57 |
| 6/2/2015 | 8:00:00 | 16.33 | 61.4 | 7.85 | 82.8 | 1 | 7.55 |
| 6/2/2015 | 9:00:00 | 16.2 | 61.16 | 7.88 | 83 | 1 | 7.55 |
| 6/2/2015 | 10:00:00 | 16.07 | 60.93 | 7.95 | 83.5 | 1 | 7.57 |
| 6/2/2015 | 11:00:00 | 16.01 | 60.83 | 7.78 | 81.6 | 1 | 7.52 |
| 6/2/2015 | 12:00:00 | 16.05 | 60.89 | 7.76 | 81.4 | 1 | 7.52 |
| 6/2/2015 | 13:00:00 | 16.18 | 61.12 | 7.9 | 83.1 | 1 | 7.55 |
| 6/2/2015 | 14:00:00 | 16.39 | 61.51 | 7.62 | 80.6 | 1 | 7.52 |
| 6/2/2015 | 15:00:00 | 16.69 | 62.05 | 7.64 | 81.3 | 1 | 7.54 |
| 6/2/2015 | 16:00:00 | 16.99 | 62.58 | 7.87 | 84.2 | 1 | 7.55 |
| 6/2/2015 | 17:00:00 | 17.27 | 63.1 | 7.81 | 84.1 | 1 | 7.54 |
| 6/2/2015 | 18:00:00 | 17.55 | 63.6 | 7.73 | 83.7 | 1 | 7.55 |
| 6/2/2015 | 19:00:00 | 17.79 | 64.02 | 7.66 | 83.4 | 1 | 7.57 |
| 6/2/2015 | 20:00:00 | 18.04 | 64.48 | 7.4 | 81 | 1 | 7.52 |
| 6/2/2015 | 21:00:00 | 18.18 | 64.73 | 7.7 | 84.5 | 1 | 7.54 |
| 6/2/2015 | 22:00:00 | 18.25 | 64.85 | 7.68 | 84.4 | 1 | 7.5 |
| 6/2/2015 | 23:00:00 | 18.22 | 64.79 | 7.47 | 82 | 1 | 7.54 |
| 6/3/2015 | 0:00:00 | 18.12 | 64.63 | 7.27 | 79.6 | 1 | 7.47 |
| 6/3/2015 | 1:00:00 | 18.03 | 64.46 | 7.4 | 81 | 1 | 7.55 |
| 6/3/2015 | 2:00:00 | 17.93 | 64.27 | 7.56 | 82.5 | 1 | 7.49 |
| 6/3/2015 | 3:00:00 | 17.77 | 63.98 | 7.02 | 76.3 | 1 | 7.52 |
| 6/3/2015 | 4:00:00 | 17.6 | 63.69 | 7.47 | 81 | 1 | 7.54 |
| 6/3/2015 | 5:00:00 | 17.43 | 63.37 | 7.39 | 79.8 | 1 | 7.54 |
| 6/3/2015 | 6:00:00 | 17.27 | 63.08 | 7.36 | 79.2 | 1 | 7.54 |

| | | | | | | | |
|----------|----------|-------|-------|------|------|---|------|
| 6/3/2015 | 7:00:00 | 17.09 | 62.77 | 7.33 | 78.6 | 1 | 7.49 |
| 6/3/2015 | 8:00:00 | 16.91 | 62.45 | 7.27 | 77.7 | 1 | 7.54 |
| 6/3/2015 | 9:00:00 | 16.8 | 62.25 | 7.59 | 80.9 | 1 | 7.5 |
| 6/3/2015 | 10:00:00 | 16.7 | 62.06 | 7.65 | 81.4 | 1 | 7.5 |
| 6/3/2015 | 11:00:00 | 16.65 | 61.97 | 7.59 | 80.7 | 1 | 7.49 |
| 6/3/2015 | 12:00:00 | 16.68 | 62.03 | 7.49 | 79.7 | 1 | 7.49 |
| 6/3/2015 | 13:00:00 | 16.82 | 62.28 | 7.25 | 77.4 | 1 | 7.47 |
| 6/3/2015 | 14:00:00 | 17.05 | 62.7 | 7.38 | 79.1 | 1 | 7.45 |
| 6/3/2015 | 15:00:00 | 17.33 | 63.2 | 7.27 | 78.3 | 1 | 7.47 |
| 6/3/2015 | 16:00:00 | 17.64 | 63.76 | 6.99 | 75.9 | 1 | 7.45 |
| 6/3/2015 | 17:00:00 | 17.91 | 64.25 | 6.74 | 73.5 | 1 | 7.49 |
| 6/3/2015 | 18:00:00 | 18.23 | 64.82 | 7.01 | 77 | 1 | 7.49 |
| 6/3/2015 | 19:00:00 | 18.41 | 65.14 | 7.02 | 77.3 | 1 | 7.5 |
| 6/3/2015 | 20:00:00 | 18.55 | 65.39 | 6.94 | 76.7 | 1 | 7.47 |
| 6/3/2015 | 21:00:00 | 18.67 | 65.61 | 6.86 | 76 | 1 | 7.5 |
| 6/3/2015 | 22:00:00 | 18.73 | 65.73 | 6.69 | 74.3 | 1 | 7.45 |
| 6/3/2015 | 23:00:00 | 18.7 | 65.66 | 6.92 | 76.8 | 1 | 7.42 |
| 6/4/2015 | 0:00:00 | 18.64 | 65.56 | 6.84 | 75.7 | 1 | 7.5 |
| 6/4/2015 | 1:00:00 | 18.53 | 65.36 | 7.26 | 80.2 | 1 | 7.49 |
| 6/4/2015 | 2:00:00 | 18.4 | 65.13 | 7.37 | 81.3 | 1 | 7.5 |
| 6/4/2015 | 3:00:00 | 18.3 | 64.94 | 7.18 | 79 | 1 | 7.47 |
| 6/4/2015 | 4:00:00 | 18.15 | 64.68 | 7.19 | 78.8 | 1 | 7.49 |
| 6/4/2015 | 5:00:00 | 18.03 | 64.46 | 7.04 | 77 | 1 | 7.49 |
| 6/4/2015 | 6:00:00 | 17.87 | 64.17 | 7.44 | 81.1 | 1 | 7.47 |
| 6/4/2015 | 7:00:00 | 17.76 | 63.97 | 7.24 | 78.7 | 1 | 7.42 |
| 6/4/2015 | 8:00:00 | 17.65 | 63.77 | 7.34 | 79.6 | 1 | 7.35 |
| 6/4/2015 | 9:00:00 | 17.54 | 63.58 | 7.18 | 77.8 | 1 | 7.45 |
| 6/4/2015 | 10:00:00 | 17.49 | 63.49 | 7.36 | 79.7 | 1 | 7.44 |
| 6/4/2015 | 11:00:00 | 17.44 | 63.4 | 7.26 | 78.4 | 1 | 7.44 |
| 6/4/2015 | 12:00:00 | 17.43 | 63.37 | 7.42 | 80.1 | 1 | 7.42 |
| 6/4/2015 | 13:00:00 | 17.39 | 63.3 | 7.38 | 79.7 | 1 | 7.37 |
| 6/4/2015 | 14:00:00 | 17.38 | 63.28 | 7.38 | 79.7 | 1 | 7.44 |
| 6/4/2015 | 16:00:00 | 17.46 | 63.44 | 7.16 | 77.4 | 1 | 7.49 |
| 6/4/2015 | 17:00:00 | 17.48 | 63.48 | 7.37 | 79.7 | 1 | 7.44 |
| 6/4/2015 | 18:00:00 | 17.63 | 63.74 | 7.28 | 78.9 | 1 | 7.89 |
| 6/4/2015 | 19:00:00 | 17.68 | 63.82 | 7.21 | 78.3 | 1 | 7.84 |
| 6/4/2015 | 20:00:00 | 17.77 | 63.99 | 7.36 | 80.1 | 1 | 7.86 |
| 6/4/2015 | 21:00:00 | 17.84 | 64.11 | 7.11 | 77.5 | 1 | 7.88 |
| 6/4/2015 | 22:00:00 | 17.92 | 64.27 | 7.17 | 78.3 | 1 | 7.81 |
| 6/4/2015 | 23:00:00 | 18 | 64.4 | 7.11 | 77.8 | 1 | 7.86 |
| 6/5/2015 | 0:00:00 | 18 | 64.41 | 6.95 | 75.9 | 1 | 7.86 |
| 6/5/2015 | 1:00:00 | 17.99 | 64.39 | 7 | 76.5 | 1 | 7.84 |
| 6/5/2015 | 2:00:00 | 17.97 | 64.35 | 7.17 | 78.3 | 1 | 7.86 |
| 6/5/2015 | 3:00:00 | 17.92 | 64.27 | 6.98 | 76.2 | 1 | 7.86 |
| 6/5/2015 | 4:00:00 | 17.88 | 64.19 | 6.89 | 75.1 | 1 | 7.86 |
| 6/5/2015 | 5:00:00 | 17.82 | 64.08 | 6.76 | 73.6 | 1 | 7.86 |
| 6/5/2015 | 6:00:00 | 17.75 | 63.96 | 6.81 | 74.1 | 1 | 7.86 |

| | | | | | | | |
|----------|----------|-------|-------|------|------|---|------|
| 6/5/2015 | 7:00:00 | 17.68 | 63.83 | 6.87 | 74.6 | 1 | 7.86 |
| 6/5/2015 | 8:00:00 | 17.6 | 63.69 | 7 | 75.8 | 1 | 7.88 |
| 6/5/2015 | 9:00:00 | 17.54 | 63.58 | 7.11 | 76.9 | 1 | 7.88 |
| 6/5/2015 | 10:00:00 | 17.48 | 63.48 | 7.07 | 76.5 | 1 | 7.84 |
| 6/5/2015 | 11:00:00 | 17.46 | 63.43 | 7.16 | 77.4 | 1 | 7.88 |
| 6/5/2015 | 12:00:00 | 17.48 | 63.47 | 6.97 | 75.4 | 1 | 7.88 |
| 6/5/2015 | 13:00:00 | 17.49 | 63.49 | 7.22 | 78.1 | 1 | 7.88 |
| 6/5/2015 | 14:00:00 | 17.54 | 63.57 | 7.05 | 76.3 | 1 | 7.86 |
| 6/5/2015 | 15:00:00 | 17.74 | 63.93 | 7.13 | 77.5 | 1 | 7.86 |
| 6/5/2015 | 18:00:00 | 18.62 | 65.52 | 8.94 | 98.9 | 1 | 7.62 |
| 6/5/2015 | 19:00:00 | 18.87 | 65.98 | 8.8 | 97.9 | 1 | 7.66 |
| 6/5/2015 | 20:00:00 | 19.05 | 66.29 | 8.71 | 97.3 | 1 | 7.62 |
| 6/5/2015 | 21:00:00 | 19.15 | 66.48 | 8.6 | 96.2 | 1 | 7.67 |
| 6/5/2015 | 22:00:00 | 19.14 | 66.45 | 8.36 | 93.5 | 1 | 7.59 |
| 6/5/2015 | 23:00:00 | 19.01 | 66.22 | 8.3 | 92.6 | 1 | 7.69 |
| 6/6/2015 | 0:00:00 | 18.89 | 66.01 | 8.43 | 93.9 | 1 | 7.67 |
| 6/6/2015 | 1:00:00 | 18.75 | 65.75 | 8.4 | 93.3 | 1 | 7.64 |
| 6/6/2015 | 2:00:00 | 18.62 | 65.53 | 8.39 | 92.9 | 1 | 7.84 |
| 6/6/2015 | 3:00:00 | 18.4 | 65.12 | 8.34 | 91.9 | 1 | 7.69 |
| 6/6/2015 | 4:00:00 | 18.18 | 64.73 | 8.4 | 92.1 | 1 | 7.67 |
| 6/6/2015 | 5:00:00 | 17.94 | 64.3 | 8.27 | 90.3 | 1 | 7.66 |
| 6/6/2015 | 6:00:00 | 17.66 | 63.79 | 8.28 | 89.9 | 1 | 7.55 |
| 6/6/2015 | 7:00:00 | 17.37 | 63.28 | 8.34 | 90 | 1 | 7.64 |
| 6/6/2015 | 8:00:00 | 17.12 | 62.82 | 8.58 | 92 | 1 | 7.66 |
| 6/6/2015 | 9:00:00 | 16.9 | 62.43 | 8.55 | 91.3 | 1 | 7.61 |
| 6/6/2015 | 10:00:00 | 16.85 | 62.33 | 8.42 | 89.8 | 1 | 7.62 |
| 6/6/2015 | 11:00:00 | 16.84 | 62.31 | 8.57 | 91.5 | 1 | 7.62 |
| 6/6/2015 | 12:00:00 | 16.93 | 62.48 | 8.6 | 91.9 | 1 | 7.61 |
| 6/6/2015 | 13:00:00 | 17.11 | 62.81 | 8.59 | 92.2 | 1 | 7.61 |
| 6/6/2015 | 14:00:00 | 17.42 | 63.36 | 8.42 | 90.9 | 1 | 7.59 |
| 6/6/2015 | 15:00:00 | 17.83 | 64.1 | 8.65 | 94.2 | 1 | 7.64 |
| 6/6/2015 | 16:00:00 | 18.2 | 64.77 | 8.36 | 91.8 | 1 | 7.61 |
| 6/6/2015 | 17:00:00 | 18.51 | 65.33 | 8.35 | 92.2 | 1 | 7.59 |
| 6/6/2015 | 18:00:00 | 18.79 | 65.82 | 8.47 | 94.1 | 1 | 7.62 |
| 6/6/2015 | 19:00:00 | 19.07 | 66.33 | 8.48 | 94.7 | 1 | 7.61 |
| 6/6/2015 | 20:00:00 | 19.28 | 66.71 | 8.18 | 91.8 | 1 | 7.83 |
| 6/6/2015 | 21:00:00 | 19.33 | 66.8 | 8.11 | 91.1 | 1 | 7.77 |
| 6/6/2015 | 22:00:00 | 19.39 | 66.9 | 8.22 | 92.5 | 1 | 7.79 |
| 6/6/2015 | 23:00:00 | 19.32 | 66.78 | 8.19 | 92 | 1 | 7.47 |
| 6/7/2015 | 0:00:00 | 19.24 | 66.63 | 8.11 | 90.9 | 1 | 7.35 |
| 6/7/2015 | 1:00:00 | 19.13 | 66.43 | 8 | 89.4 | 1 | 7.32 |
| 6/7/2015 | 2:00:00 | 19 | 66.2 | 8.07 | 90.1 | 1 | 7.42 |
| 6/7/2015 | 3:00:00 | 18.84 | 65.91 | 7.91 | 87.9 | 1 | 7.42 |
| 6/7/2015 | 4:00:00 | 18.67 | 65.61 | 7.93 | 87.9 | 1 | 7.38 |
| 6/7/2015 | 5:00:00 | 18.48 | 65.27 | 8.12 | 89.7 | 1 | 7.42 |
| 6/7/2015 | 6:00:00 | 18.31 | 64.96 | 8.11 | 89.2 | 1 | 7.44 |
| 6/7/2015 | 7:00:00 | 18.16 | 64.68 | 8.17 | 89.5 | 1 | 7.38 |

| | | | | | | | |
|----------|----------|-------|-------|------|------|---|------|
| 6/7/2015 | 8:00:00 | 18.01 | 64.42 | 8.01 | 87.6 | 1 | 7.4 |
| 6/7/2015 | 9:00:00 | 17.88 | 64.18 | 8.02 | 87.4 | 1 | 7.38 |
| 6/7/2015 | 10:00:00 | 17.77 | 63.99 | 8.33 | 90.7 | 1 | 7.35 |
| 6/7/2015 | 11:00:00 | 17.69 | 63.85 | 8.04 | 87.3 | 1 | 7.33 |
| 6/7/2015 | 12:00:00 | 17.68 | 63.83 | 8.07 | 87.7 | 1 | 7.33 |
| 6/7/2015 | 13:00:00 | 17.68 | 63.83 | 8.09 | 87.9 | 1 | 7.38 |
| 6/7/2015 | 14:00:00 | 17.72 | 63.89 | 8.13 | 88.3 | 1 | 7.35 |
| 6/7/2015 | 15:00:00 | 17.74 | 63.94 | 8.28 | 90 | 1 | 7.3 |
| 6/7/2015 | 16:00:00 | 17.79 | 64.02 | 8.34 | 90.7 | 1 | 7.28 |
| 6/7/2015 | 17:00:00 | 17.85 | 64.13 | 8.16 | 88.9 | 1 | 7.33 |
| 6/7/2015 | 18:00:00 | 17.97 | 64.35 | 8.16 | 89.1 | 1 | 7.37 |
| 6/7/2015 | 19:00:00 | 18.28 | 64.9 | 8.32 | 91.5 | 1 | 7.35 |
| 6/7/2015 | 20:00:00 | 18.44 | 65.2 | 8.16 | 90 | 1 | 7.3 |
| 6/7/2015 | 21:00:00 | 18.64 | 65.55 | 8.14 | 90.2 | 1 | 7.35 |
| 6/7/2015 | 22:00:00 | 18.67 | 65.62 | 8.29 | 91.9 | 1 | 7.33 |
| 6/7/2015 | 23:00:00 | 18.62 | 65.52 | 8.29 | 91.8 | 1 | 7.37 |
| 6/8/2015 | 0:00:00 | 18.52 | 65.35 | 8.08 | 89.2 | 1 | 7.33 |
| 6/8/2015 | 1:00:00 | 18.47 | 65.25 | 8.04 | 88.7 | 1 | 7.32 |
| 6/8/2015 | 2:00:00 | 18.43 | 65.18 | 8.22 | 90.6 | 1 | 7.32 |
| 6/8/2015 | 3:00:00 | 18.4 | 65.13 | 7.99 | 88 | 1 | 7.32 |
| 6/8/2015 | 4:00:00 | 18.34 | 65.01 | 8.26 | 90.9 | 1 | 7.3 |
| 6/8/2015 | 5:00:00 | 18.24 | 64.83 | 8.1 | 89 | 1 | 7.21 |
| 6/8/2015 | 6:00:00 | 18.12 | 64.63 | 8.17 | 89.5 | 1 | 7.3 |
| 6/8/2015 | 7:00:00 | 18.03 | 64.46 | 8.36 | 91.5 | 1 | 7.33 |
| 6/8/2015 | 8:00:00 | 17.94 | 64.3 | 8.24 | 90 | 1 | 7.28 |
| 6/8/2015 | 9:00:00 | 17.87 | 64.17 | 8.37 | 91.2 | 1 | 7.32 |
| 6/8/2015 | 10:00:00 | 17.83 | 64.1 | 8.39 | 91.4 | 1 | 7.28 |
| 6/8/2015 | 11:00:00 | 17.85 | 64.14 | 8.41 | 91.7 | 1 | 7.28 |
| 6/8/2015 | 12:00:00 | 17.9 | 64.22 | 8.33 | 90.9 | 1 | 7.33 |
| 6/8/2015 | 13:00:00 | 17.92 | 64.25 | 8.32 | 90.8 | 1 | 7.32 |
| 6/8/2015 | 14:00:00 | 17.92 | 64.27 | 8.48 | 92.5 | 1 | 7.28 |
| 6/8/2015 | 15:00:00 | 18.05 | 64.49 | 8.3 | 90.8 | 1 | 7.28 |
| 6/8/2015 | 16:00:00 | 18.2 | 64.76 | 8.49 | 93.2 | 1 | 7.28 |
| 6/8/2015 | 17:00:00 | 18.27 | 64.89 | 8.22 | 90.4 | 1 | 7.28 |
| 6/8/2015 | 18:00:00 | 18.33 | 65 | 8.46 | 93.1 | 1 | 7.28 |
| 6/8/2015 | 19:00:00 | 18.36 | 65.05 | 8.15 | 89.8 | 1 | 7.27 |
| 6/8/2015 | 20:00:00 | 18.5 | 65.3 | 8.19 | 90.5 | 1 | 7.23 |
| 6/8/2015 | 21:00:00 | 18.55 | 65.39 | 8.24 | 91.1 | 1 | 7.28 |
| 6/8/2015 | 22:00:00 | 18.62 | 65.52 | 8.37 | 92.7 | 1 | 7.28 |
| 6/8/2015 | 23:00:00 | 18.64 | 65.56 | 8.28 | 91.7 | 1 | 7.27 |
| 6/9/2015 | 0:00:00 | 18.57 | 65.43 | 8.38 | 92.6 | 1 | 7.28 |
| 6/9/2015 | 1:00:00 | 18.47 | 65.26 | 8.36 | 92.3 | 1 | 7.28 |
| 6/9/2015 | 2:00:00 | 18.38 | 65.09 | 8.27 | 91.1 | 1 | 7.27 |
| 6/9/2015 | 3:00:00 | 18.29 | 64.93 | 8.33 | 91.5 | 1 | 7.25 |
| 6/9/2015 | 4:00:00 | 18.22 | 64.81 | 8.31 | 91.2 | 1 | 7.25 |
| 6/9/2015 | 5:00:00 | 18.15 | 64.67 | 8.13 | 89.1 | 1 | 7.28 |
| 6/9/2015 | 6:00:00 | 18.05 | 64.49 | 8.36 | 91.4 | 1 | 7.25 |

| | | | | | | | |
|-----------|----------|-------|-------|------|------|---|------|
| 6/9/2015 | 7:00:00 | 17.95 | 64.31 | 8.34 | 91 | 1 | 7.27 |
| 6/9/2015 | 8:00:00 | 17.87 | 64.16 | 8.41 | 91.7 | 1 | 7.23 |
| 6/9/2015 | 9:00:00 | 17.81 | 64.06 | 8.24 | 89.7 | 1 | 7.23 |
| 6/9/2015 | 10:00:00 | 17.77 | 63.99 | 8.45 | 92 | 1 | 7.21 |
| 6/9/2015 | 11:00:00 | 17.77 | 63.99 | 8.1 | 88.1 | 1 | 7.25 |
| 6/9/2015 | 12:00:00 | 17.87 | 64.16 | 8.21 | 89.4 | 1 | 7.27 |
| 6/9/2015 | 13:00:00 | 18.03 | 64.46 | 8.33 | 91.1 | 1 | 7.23 |
| 6/9/2015 | 14:00:00 | 18.27 | 64.88 | 8.19 | 90.1 | 1 | 7.27 |
| 6/9/2015 | 15:00:00 | 18.54 | 65.38 | 8.32 | 92 | 1 | 7.23 |
| 6/9/2015 | 16:00:00 | 18.78 | 65.81 | 8.27 | 91.8 | 1 | 7.25 |
| 6/9/2015 | 17:00:00 | 19.03 | 66.27 | 8.06 | 90 | 1 | 7.23 |
| 6/9/2015 | 18:00:00 | 19.15 | 66.48 | 8.23 | 92.1 | 1 | 7.28 |
| 6/9/2015 | 19:00:00 | 19.36 | 66.85 | 8.15 | 91.6 | 1 | 7.21 |
| 6/9/2015 | 20:00:00 | 19.49 | 67.09 | 8.01 | 90.3 | 1 | 7.27 |
| 6/9/2015 | 21:00:00 | 19.6 | 67.29 | 8 | 90.3 | 1 | 7.27 |
| 6/9/2015 | 22:00:00 | 19.65 | 67.38 | 8.12 | 91.7 | 1 | 7.25 |
| 6/9/2015 | 23:00:00 | 19.59 | 67.27 | 7.93 | 89.6 | 1 | 7.21 |
| 6/10/2015 | 0:00:00 | 19.49 | 67.09 | 8.09 | 91.1 | 1 | 7.21 |
| 6/10/2015 | 1:00:00 | 19.35 | 66.84 | 8.05 | 90.4 | 1 | 7.23 |
| 6/10/2015 | 2:00:00 | 19.21 | 66.58 | 7.94 | 88.9 | 1 | 7.13 |
| 6/10/2015 | 3:00:00 | 19.09 | 66.37 | 7.98 | 89.1 | 1 | 7.2 |
| 6/10/2015 | 4:00:00 | 18.99 | 66.18 | 7.98 | 89 | 1 | 7.21 |
| 6/10/2015 | 5:00:00 | 18.87 | 65.98 | 7.95 | 88.5 | 1 | 7.21 |
| 6/10/2015 | 6:00:00 | 18.76 | 65.76 | 8.15 | 90.5 | 1 | 7.21 |
| 6/10/2015 | 7:00:00 | 18.66 | 65.59 | 8.13 | 90.1 | 1 | 7.23 |
| 6/10/2015 | 8:00:00 | 18.57 | 65.43 | 7.97 | 88.1 | 1 | 7.23 |
| 6/10/2015 | 9:00:00 | 18.49 | 65.28 | 8.16 | 90.1 | 1 | 7.23 |
| 6/10/2015 | 10:00:00 | 18.41 | 65.14 | 7.99 | 88.1 | 1 | 7.2 |
| 6/10/2015 | 11:00:00 | 18.36 | 65.05 | 8.18 | 90.1 | 1 | 7.21 |
| 6/10/2015 | 12:00:00 | 18.37 | 65.08 | 8.2 | 90.3 | 1 | 7.18 |
| 6/10/2015 | 13:00:00 | 18.49 | 65.29 | 8.29 | 91.6 | 1 | 7.21 |
| 6/10/2015 | 14:00:00 | 18.65 | 65.57 | 8.09 | 89.6 | 1 | 7.2 |
| 6/10/2015 | 15:00:00 | 18.82 | 65.87 | 8.07 | 89.7 | 1 | 7.2 |
| 6/10/2015 | 16:00:00 | 19.06 | 66.32 | 8.26 | 92.3 | 1 | 7.18 |
| 6/10/2015 | 17:00:00 | 19.3 | 66.75 | 8.26 | 92.7 | 1 | 7.18 |
| 6/10/2015 | 18:00:00 | 19.49 | 67.08 | 8.25 | 92.9 | 1 | 7.18 |
| 6/10/2015 | 19:00:00 | 19.69 | 67.44 | 8.19 | 92.6 | 1 | 7.18 |
| 6/10/2015 | 20:00:00 | 19.77 | 67.59 | 8.04 | 91.1 | 1 | 7.08 |
| 6/10/2015 | 21:00:00 | 19.83 | 67.69 | 8.15 | 92.4 | 1 | 7.18 |
| 6/10/2015 | 22:00:00 | 19.84 | 67.72 | 8.09 | 91.8 | 1 | 7.18 |
| 6/10/2015 | 23:00:00 | 19.82 | 67.68 | 8.03 | 91.1 | 1 | 7.18 |
| 6/11/2015 | 0:00:00 | 19.76 | 67.57 | 7.93 | 89.8 | 1 | 7.21 |
| 6/11/2015 | 1:00:00 | 19.64 | 67.36 | 8.07 | 91.2 | 1 | 7.21 |
| 6/11/2015 | 2:00:00 | 19.46 | 67.03 | 7.85 | 88.4 | 1 | 7.16 |
| 6/11/2015 | 3:00:00 | 19.27 | 66.68 | 8.1 | 90.8 | 1 | 7.16 |
| 6/11/2015 | 4:00:00 | 19.11 | 66.39 | 8.12 | 90.7 | 1 | 7.1 |
| 6/11/2015 | 5:00:00 | 18.96 | 66.13 | 8.11 | 90.4 | 1 | 7.16 |

| | | | | | | | |
|-----------|----------|-------|-------|------|------|---|------|
| 6/11/2015 | 6:00:00 | 18.82 | 65.87 | 8.15 | 90.6 | 1 | 7.18 |
| 6/11/2015 | 7:00:00 | 18.68 | 65.62 | 8.15 | 90.3 | 1 | 7.06 |
| 6/11/2015 | 8:00:00 | 18.57 | 65.43 | 8.26 | 91.4 | 1 | 7.18 |
| 6/11/2015 | 9:00:00 | 18.49 | 65.28 | 8.22 | 90.8 | 1 | 7.18 |
| 6/11/2015 | 10:00:00 | 18.47 | 65.25 | 8.15 | 90 | 1 | 7.15 |
| 6/11/2015 | 11:00:00 | 18.47 | 65.25 | 8.23 | 90.9 | 1 | 7.13 |
| 6/11/2015 | 12:00:00 | 18.5 | 65.3 | 8.03 | 88.6 | 1 | 7.13 |
| 6/11/2015 | 13:00:00 | 18.57 | 65.43 | 8.17 | 90.4 | 1 | 7.13 |
| 6/11/2015 | 14:00:00 | 18.64 | 65.55 | 8.04 | 89.1 | 1 | 7.15 |
| 6/11/2015 | 15:00:00 | 18.71 | 65.68 | 8.2 | 91 | 1 | 7.15 |
| 6/11/2015 | 16:00:00 | 18.77 | 65.78 | 8.22 | 91.2 | 1 | 7.15 |
| 6/11/2015 | 17:00:00 | 18.81 | 65.85 | 8.14 | 90.5 | 1 | 7.13 |
| 6/11/2015 | 18:00:00 | 18.83 | 65.91 | 8.17 | 90.8 | 1 | 7.15 |
| 6/11/2015 | 19:00:00 | 18.87 | 65.97 | 7.93 | 88.2 | 1 | 7.15 |
| 6/11/2015 | 20:00:00 | 18.87 | 65.98 | 8.14 | 90.5 | 1 | 7.13 |
| 6/11/2015 | 21:00:00 | 18.88 | 65.99 | 8.09 | 90.1 | 1 | 7.1 |
| 6/11/2015 | 22:00:00 | 18.88 | 65.99 | 7.98 | 88.9 | 1 | 7.11 |
| 6/11/2015 | 23:00:00 | 18.84 | 65.91 | 8.15 | 90.6 | 1 | 7.13 |
| 6/12/2015 | 0:00:00 | 18.77 | 65.8 | 7.93 | 88.1 | 1 | 7.13 |
| 6/12/2015 | 1:00:00 | 18.71 | 65.68 | 7.96 | 88.3 | 1 | 7.13 |
| 6/12/2015 | 2:00:00 | 18.65 | 65.57 | 8.17 | 90.5 | 1 | 7.11 |
| 6/12/2015 | 3:00:00 | 18.55 | 65.4 | 8.14 | 90 | 1 | 7.13 |
| 6/12/2015 | 4:00:00 | 18.5 | 65.3 | 7.98 | 88.1 | 1 | 7.11 |
| 6/12/2015 | 5:00:00 | 18.44 | 65.19 | 8.24 | 90.9 | 1 | 7.04 |
| 6/12/2015 | 6:00:00 | 18.39 | 65.1 | 7.99 | 88.1 | 1 | 7.11 |
| 6/12/2015 | 7:00:00 | 18.34 | 65.02 | 8.21 | 90.3 | 1 | 7.01 |
| 6/12/2015 | 8:00:00 | 18.3 | 64.94 | 8.18 | 90 | 1 | 7.03 |
| 6/12/2015 | 9:00:00 | 18.26 | 64.88 | 8.21 | 90.2 | 1 | 7.06 |
| 6/12/2015 | 10:00:00 | 18.26 | 64.87 | 8.24 | 90.5 | 1 | 7.11 |
| 6/12/2015 | 11:00:00 | 18.25 | 64.85 | 8.2 | 90 | 1 | 7.11 |
| 6/12/2015 | 12:00:00 | 18.28 | 64.9 | 8.03 | 88.3 | 1 | 6.98 |
| 6/12/2015 | 13:00:00 | 18.35 | 65.03 | 8 | 88.1 | 1 | 7.08 |
| 6/12/2015 | 14:00:00 | 18.59 | 65.46 | 8.11 | 89.8 | 1 | 7.06 |
| 6/12/2015 | 15:00:00 | 18.91 | 66.04 | 8 | 89.1 | 1 | 7.08 |
| 6/12/2015 | 16:00:00 | 19.26 | 66.67 | 8.11 | 90.9 | 1 | 6.99 |
| 6/12/2015 | 17:00:00 | 19.55 | 67.2 | 8.14 | 91.8 | 1 | 7.03 |
| 6/12/2015 | 18:00:00 | 19.84 | 67.72 | 8.04 | 91.3 | 1 | 7.01 |
| 6/12/2015 | 19:00:00 | 20.08 | 68.14 | 8.21 | 93.6 | 1 | 7.06 |
| 6/12/2015 | 20:00:00 | 20.28 | 68.5 | 7.99 | 91.4 | 1 | 7.08 |
| 6/12/2015 | 21:00:00 | 20.42 | 68.76 | 7.97 | 91.5 | 1 | 7.1 |
| 6/12/2015 | 22:00:00 | 20.48 | 68.87 | 7.87 | 90.5 | 1 | 7.04 |
| 6/12/2015 | 23:00:00 | 20.43 | 68.78 | 7.94 | 91.1 | 1 | 7.11 |
| 6/13/2015 | 0:00:00 | 20.32 | 68.58 | 7.83 | 89.7 | 1 | 6.99 |
| 6/13/2015 | 1:00:00 | 20.19 | 68.35 | 7.97 | 91 | 1 | 7.04 |
| 6/13/2015 | 2:00:00 | 20.04 | 68.07 | 7.84 | 89.4 | 1 | 7.06 |
| 6/13/2015 | 3:00:00 | 19.83 | 67.7 | 7.8 | 88.4 | 1 | 7.06 |
| 6/13/2015 | 4:00:00 | 19.59 | 67.27 | 7.93 | 89.5 | 1 | 7.08 |

| | | | | | | | |
|-----------|----------|-------|-------|------|------|---|------|
| 6/13/2015 | 5:00:00 | 19.35 | 66.84 | 7.93 | 89.1 | 1 | 7.01 |
| 6/13/2015 | 6:00:00 | 19.13 | 66.44 | 8.1 | 90.6 | 1 | 7.04 |
| 6/13/2015 | 7:00:00 | 18.89 | 66 | 7.96 | 88.6 | 1 | 7.01 |
| 6/13/2015 | 8:00:00 | 18.66 | 65.59 | 8.15 | 90.3 | 1 | 6.99 |
| 6/13/2015 | 9:00:00 | 18.5 | 65.3 | 7.99 | 88.3 | 1 | 7.03 |
| 6/13/2015 | 10:00:00 | 18.4 | 65.13 | 8.21 | 90.4 | 1 | 7.01 |
| 6/13/2015 | 11:00:00 | 18.41 | 65.14 | 8.23 | 90.7 | 1 | 6.94 |
| 6/13/2015 | 12:00:00 | 18.48 | 65.27 | 8.22 | 90.7 | 1 | 6.96 |
| 6/13/2015 | 13:00:00 | 18.61 | 65.5 | 8.22 | 90.9 | 1 | 6.94 |
| 6/13/2015 | 14:00:00 | 18.74 | 65.73 | 8.26 | 91.7 | 1 | 6.98 |
| 6/13/2015 | 15:00:00 | 18.8 | 65.84 | 8.25 | 91.7 | 1 | 6.99 |
| 6/13/2015 | 16:00:00 | 18.89 | 66.01 | 8.17 | 90.9 | 1 | 6.98 |
| 6/13/2015 | 17:00:00 | 18.98 | 66.17 | 7.73 | 86.2 | 1 | 6.96 |
| 6/13/2015 | 18:00:00 | 19.05 | 66.29 | 7.81 | 87.2 | 1 | 6.98 |
| 6/13/2015 | 19:00:00 | 19.1 | 66.38 | 7.94 | 88.8 | 1 | 6.98 |
| 6/13/2015 | 20:00:00 | 19.07 | 66.33 | 7.97 | 89.1 | 1 | 6.82 |
| 6/13/2015 | 21:00:00 | 19.09 | 66.37 | 7.84 | 87.6 | 1 | 6.91 |
| 6/13/2015 | 22:00:00 | 19.11 | 66.41 | 7.85 | 87.7 | 1 | 6.94 |
| 6/13/2015 | 23:00:00 | 19.09 | 66.37 | 7.95 | 88.8 | 1 | 6.98 |
| 6/14/2015 | 0:00:00 | 19.11 | 66.4 | 7.8 | 87.2 | 1 | 6.94 |
| 6/14/2015 | 1:00:00 | 19.05 | 66.3 | 7.74 | 86.4 | 1 | 6.98 |
| 6/14/2015 | 2:00:00 | 19.03 | 66.25 | 7.94 | 88.6 | 1 | 6.93 |
| 6/14/2015 | 3:00:00 | 18.98 | 66.16 | 7.91 | 88.2 | 1 | 6.96 |
| 6/14/2015 | 4:00:00 | 18.94 | 66.09 | 7.95 | 88.6 | 1 | 6.94 |
| 6/14/2015 | 5:00:00 | 18.87 | 65.97 | 7.93 | 88.2 | 1 | 6.96 |
| 6/14/2015 | 6:00:00 | 18.79 | 65.83 | 7.94 | 88.2 | 1 | 6.98 |
| 6/14/2015 | 7:00:00 | 18.72 | 65.69 | 7.93 | 87.9 | 1 | 6.86 |
| 6/14/2015 | 8:00:00 | 18.65 | 65.57 | 7.82 | 86.6 | 1 | 6.84 |
| 6/14/2015 | 9:00:00 | 18.59 | 65.46 | 8.02 | 88.7 | 1 | 6.91 |
| 6/14/2015 | 10:00:00 | 18.56 | 65.41 | 8.01 | 88.5 | 1 | 6.93 |
| 6/14/2015 | 11:00:00 | 18.58 | 65.45 | 8.01 | 88.6 | 1 | 6.98 |
| 6/14/2015 | 12:00:00 | 18.62 | 65.52 | 8.05 | 89.1 | 1 | 6.89 |
| 6/14/2015 | 13:00:00 | 18.73 | 65.71 | 8.05 | 89.3 | 1 | 6.86 |
| 6/14/2015 | 14:00:00 | 18.83 | 65.9 | 7.88 | 87.6 | 1 | 6.87 |
| 6/14/2015 | 15:00:00 | 18.93 | 66.08 | 8.1 | 90.2 | 1 | 6.87 |
| 6/14/2015 | 16:00:00 | 19.05 | 66.3 | 8.08 | 90.2 | 1 | 6.89 |
| 6/14/2015 | 17:00:00 | 19.17 | 66.51 | 8.01 | 89.7 | 1 | 6.87 |
| 6/14/2015 | 18:00:00 | 19.39 | 66.9 | 7.83 | 88.1 | 1 | 6.91 |
| 6/14/2015 | 19:00:00 | 19.49 | 67.08 | 7.98 | 89.9 | 1 | 6.87 |
| 6/14/2015 | 20:00:00 | 19.79 | 67.62 | 7.78 | 88.1 | 1 | 6.91 |
| 6/14/2015 | 21:00:00 | 19.9 | 67.82 | 7.93 | 90.1 | 1 | 6.87 |
| 6/14/2015 | 22:00:00 | 20 | 68.01 | 7.75 | 88.2 | 1 | 6.89 |
| 6/14/2015 | 23:00:00 | 20.05 | 68.09 | 7.93 | 90.3 | 1 | 6.87 |
| 6/15/2015 | 0:00:00 | 20.01 | 68.03 | 7.8 | 88.9 | 1 | 6.89 |
| 6/15/2015 | 1:00:00 | 19.9 | 67.83 | 7.69 | 87.4 | 1 | 6.86 |
| 6/15/2015 | 2:00:00 | 19.85 | 67.74 | 7.65 | 86.8 | 1 | 6.84 |
| 6/15/2015 | 3:00:00 | 19.78 | 67.61 | 7.69 | 87.1 | 1 | 6.86 |

| | | | | | | | |
|-----------|----------|-------|-------|------|------|---|------|
| 6/15/2015 | 4:00:00 | 19.73 | 67.52 | 7.86 | 89 | 1 | 6.89 |
| 6/15/2015 | 5:00:00 | 19.63 | 67.35 | 7.67 | 86.6 | 1 | 6.84 |
| 6/15/2015 | 6:00:00 | 19.56 | 67.21 | 7.69 | 86.8 | 1 | 6.89 |
| 6/15/2015 | 7:00:00 | 19.43 | 66.98 | 7.71 | 86.8 | 1 | 6.82 |
| 6/15/2015 | 8:00:00 | 19.29 | 66.72 | 7.87 | 88.3 | 1 | 6.91 |
| 6/15/2015 | 9:00:00 | 19.13 | 66.43 | 7.73 | 86.5 | 1 | 6.86 |
| 6/15/2015 | 10:00:00 | 18.97 | 66.15 | 7.92 | 88.3 | 1 | 6.87 |
| 6/15/2015 | 11:00:00 | 18.82 | 65.88 | 7.94 | 88.3 | 1 | 6.86 |
| 6/15/2015 | 12:00:00 | 18.78 | 65.81 | 7.98 | 88.6 | 1 | 6.82 |
| 6/15/2015 | 13:00:00 | 18.83 | 65.9 | 7.81 | 86.9 | 1 | 6.82 |
| 6/15/2015 | 14:00:00 | 18.93 | 66.08 | 7.81 | 87 | 1 | 6.86 |
| 6/15/2015 | 15:00:00 | 19.07 | 66.32 | 8 | 89.3 | 1 | 6.84 |
| 6/15/2015 | 16:00:00 | 19.15 | 66.48 | 7.99 | 89.4 | 1 | 6.74 |
| 6/15/2015 | 17:00:00 | 19.15 | 66.47 | 7.8 | 87.2 | 1 | 6.86 |
| 6/15/2015 | 18:00:00 | 19.17 | 66.51 | 7.93 | 88.7 | 1 | 6.82 |
| 6/15/2015 | 19:00:00 | 19.15 | 66.48 | 7.98 | 89.3 | 1 | 6.81 |
| 6/15/2015 | 20:00:00 | 19.14 | 66.45 | 7.99 | 89.4 | 1 | 6.77 |
| 6/15/2015 | 21:00:00 | 19.18 | 66.52 | 8 | 89.6 | 1 | 6.82 |
| 6/15/2015 | 22:00:00 | 19.24 | 66.64 | 7.81 | 87.6 | 1 | 6.79 |
| 6/15/2015 | 23:00:00 | 19.27 | 66.68 | 8.01 | 89.8 | 1 | 6.81 |
| 6/16/2015 | 0:00:00 | 19.27 | 66.69 | 7.87 | 88.2 | 1 | 6.84 |
| 6/16/2015 | 1:00:00 | 19.21 | 66.59 | 7.84 | 87.8 | 1 | 6.82 |
| 6/16/2015 | 2:00:00 | 19.12 | 66.41 | 8.01 | 89.5 | 1 | 6.81 |
| 6/16/2015 | 3:00:00 | 19 | 66.21 | 8 | 89.2 | 1 | 6.77 |
| 6/16/2015 | 4:00:00 | 18.85 | 65.93 | 7.86 | 87.4 | 1 | 6.77 |
| 6/16/2015 | 5:00:00 | 18.7 | 65.67 | 8.07 | 89.5 | 1 | 6.77 |
| 6/16/2015 | 6:00:00 | 18.57 | 65.43 | 8.12 | 89.8 | 1 | 6.79 |
| 6/16/2015 | 7:00:00 | 18.46 | 65.23 | 7.97 | 87.9 | 1 | 6.77 |
| 6/16/2015 | 8:00:00 | 18.38 | 65.09 | 8.14 | 89.6 | 1 | 6.84 |
| 6/16/2015 | 9:00:00 | 18.28 | 64.91 | 8.24 | 90.5 | 1 | 6.86 |
| 6/16/2015 | 10:00:00 | 18.22 | 64.8 | 8.17 | 89.7 | 1 | 6.82 |
| 6/16/2015 | 11:00:00 | 18.16 | 64.7 | 8.01 | 87.9 | 1 | 6.77 |
| 6/16/2015 | 12:00:00 | 18.19 | 64.75 | 8.04 | 88.2 | 1 | 6.81 |
| 6/16/2015 | 13:00:00 | 18.35 | 65.03 | 8.23 | 90.6 | 1 | 6.77 |
| 6/16/2015 | 14:00:00 | 18.59 | 65.47 | 8.21 | 90.8 | 1 | 6.74 |
| 6/16/2015 | 15:00:00 | 18.9 | 66.03 | 8.27 | 92 | 1 | 6.79 |
| 6/16/2015 | 16:00:00 | 19.21 | 66.58 | 8.33 | 93.3 | 1 | 6.77 |
| 6/16/2015 | 17:00:00 | 19.45 | 67.02 | 8.23 | 92.6 | 1 | 6.79 |
| 6/16/2015 | 18:00:00 | 19.72 | 67.51 | 8.11 | 91.8 | 1 | 6.79 |
| 6/16/2015 | 19:00:00 | 20.06 | 68.12 | 8.23 | 93.7 | 1 | 6.79 |
| 6/16/2015 | 20:00:00 | 20.31 | 68.57 | 8.12 | 93 | 1 | 6.81 |
| 6/16/2015 | 21:00:00 | 20.5 | 68.91 | 8.16 | 93.8 | 1 | 6.74 |
| 6/16/2015 | 22:00:00 | 20.52 | 68.94 | 7.96 | 91.6 | 1 | 6.77 |
| 6/16/2015 | 23:00:00 | 20.56 | 69.02 | 8.04 | 92.5 | 1 | 6.77 |
| 6/17/2015 | 0:00:00 | 20.47 | 68.85 | 8.01 | 92 | 1 | 6.79 |
| 6/17/2015 | 1:00:00 | 20.35 | 68.64 | 8.01 | 91.8 | 1 | 6.81 |
| 6/17/2015 | 2:00:00 | 20.21 | 68.38 | 8.02 | 91.6 | 1 | 6.79 |

| | | | | | | | |
|-----------|----------|-------|-------|------|-------------------------------------|---|------|
| 6/17/2015 | 3:00:00 | 20.02 | 68.04 | 7.85 | 89.4 | 1 | 6.81 |
| 6/17/2015 | 4:00:00 | 19.81 | 67.65 | 8.05 | 91.2 | 1 | 6.74 |
| 6/17/2015 | 5:00:00 | 19.53 | 67.16 | 8.04 | 90.6 | 1 | 6.74 |
| 6/17/2015 | 6:00:00 | 19.31 | 66.76 | 8.08 | 90.7 | 1 | 6.76 |
| 6/17/2015 | 7:00:00 | 19.07 | 66.32 | 8.2 | 91.6 | 1 | 6.72 |
| 6/17/2015 | 8:00:00 | 18.9 | 66.02 | 8.01 | 89.2 | 1 | 6.64 |
| 6/17/2015 | 9:00:00 | 18.77 | 65.79 | 8.01 | 88.9 | 1 | 6.7 |
| 6/17/2015 | 10:00:00 | 18.72 | 65.71 | 8.06 | 89.4 | 1 | 6.7 |
| 6/17/2015 | 11:00:00 | 18.71 | 65.68 | 8.2 | 90.9 | 1 | 6.7 |
| 6/17/2015 | 12:00:00 | 18.72 | 65.7 | 8.12 | 90.1 | 1 | 6.74 |
| 6/17/2015 | 13:00:00 | 18.81 | 65.87 | 8.12 | 90.2 | 1 | 6.69 |
| 6/17/2015 | 14:00:00 | 19.05 | 66.29 | 8.16 | 91.1 | 1 | 6.69 |
| 6/17/2015 | 15:00:00 | 19.39 | 66.9 | 8.15 | 91.6 | 1 | 6.72 |
| 6/17/2015 | 16:00:00 | 19.69 | 67.44 | 7.95 | 89.9 | 1 | 6.72 |
| 6/17/2015 | 17:00:00 | 19.97 | 67.96 | 8.02 | 91.2 | 1 | 6.6 |
| 6/17/2015 | 18:00:00 | 20.08 | 68.14 | 7.84 | 89.4 | 1 | 6.74 |
| 6/17/2015 | 19:00:00 | 20.24 | 68.44 | 8.01 | 91.6 | 1 | 6.72 |
| 6/17/2015 | 20:00:00 | 20.35 | 68.63 | 7.94 | 91 | 1 | 6.74 |
| 6/17/2015 | 21:00:00 | 20.48 | 68.87 | 7.89 | 90.6 | 1 | 6.74 |
| 6/17/2015 | 22:00:00 | 20.59 | 69.07 | 7.91 | 91.1 | 1 | 6.67 |
| 6/17/2015 | 23:00:00 | 20.59 | 69.06 | 7.76 | 89.4 | 1 | 6.74 |
| 6/18/2015 | 0:00:00 | 20.55 | 69 | 7.54 | 86.8 | 1 | 6.7 |
| 6/18/2015 | 1:00:00 | 20.46 | 68.84 | 7.71 | 88.6 | 1 | 6.7 |
| 6/18/2015 | 2:00:00 | 20.35 | 68.64 | 7.65 | 87.7 | 1 | 6.69 |
| 6/18/2015 | 3:00:00 | 20.21 | 68.38 | 7.68 | 87.7 | 1 | 6.69 |
| 6/18/2015 | 4:00:00 | 20.05 | 68.1 | 7.79 | 88.7 | 1 | 6.67 |
| 6/18/2015 | 5:00:00 | 19.85 | 67.74 | 7.52 | 85.3 | 1 | 6.67 |
| 6/18/2015 | 6:00:00 | 19.72 | 67.5 | 7.78 | 88 | 1 | 6.72 |
| 6/18/2015 | 7:00:00 | 19.61 | 67.3 | 7.58 | 85.6 | 1 | 6.76 |
| 6/18/2015 | 8:00:00 | 19.49 | 67.08 | 7.68 | 86.5 | 1 | 6.76 |
| 6/18/2015 | 9:00:00 | 19.42 | 66.95 | 7.76 | 87.3 | 1 | 6.77 |
| 6/18/2015 | 10:00:00 | 19.33 | 66.8 | 7.71 | 86.6 | 1 | 6.74 |
| 6/18/2015 | 11:00:00 | 19.29 | 66.72 | 7.86 | 88.2 | 1 | 6.76 |
| 6/18/2015 | 12:00:00 | 19.3 | 66.74 | 7.91 | 88.8 | 1 | 6.64 |
| 6/18/2015 | 13:00:00 | 19.36 | 66.86 | 7.69 | 86.4 | 1 | 6.76 |
| 6/19/2015 | 18:10 | 21.4 | | 8.28 | | | |
| 6/20/2015 | 18:00 | 19.6 | | 8.26 | | | |
| 6/22/2015 | 7:25 | 19.4 | | 8.17 | | | |
| 6/22/2015 | 17:40 | 23 | | 8.48 | | | |
| 6/23/2015 | 12:15 | 20.2 | | 8.29 | | | |
| 6/23/2015 | 17:20 | 21.2 | | 8.41 | | | |
| 6/24/2015 | 12:30 | 20.9 | | 8.3 | YSI Manual Data during Manta repair | | |
| 6/24/2015 | 17:25 | 21.3 | | 8.27 | | | |
| 6/25/2015 | 8:10 | 19.8 | | 8.11 | | | |
| 6/25/2015 | 13:00 | 20.4 | | 8.28 | | | |
| 6/30/2015 | 15:00 | 21.4 | | 8.21 | | | |
| 7/1/2015 | 6:45 | 19.1 | | 8.27 | | | |

| | | | | | | | |
|-----------|----------|-------|-------|------|------|---|------|
| 7/1/2015 | 17:15 | 21.5 | | 8.55 | | | |
| 7/2/2015 | 9:26 | 19.4 | | 8.31 | | | |
| 7/2/2015 | 13:35 | 20.9 | | 8.44 | | | |
| 7/3/2015 | 7:40 | 19.8 | | 8.13 | | | |
| 7/4/2015 | 19:36 | 22.1 | | 8.21 | | | |
| 7/5/2015 | 9:15 | 21.1 | | 7.94 | | | |
| 7/6/2015 | 8:15 | 21.5 | | 7.89 | | | |
| 7/7/2015 | 8:15 | 19.5 | | 8.36 | | | |
| 7/8/2015 | 18:00:00 | 21.44 | 70.59 | 7.38 | 86.4 | 1 | 9.22 |
| 7/8/2015 | 19:00:00 | 21.73 | 71.12 | 7.37 | 86.7 | 1 | 9.17 |
| 7/8/2015 | 20:00:00 | 21.91 | 71.43 | 7.24 | 85.6 | 1 | 9.17 |
| 7/8/2015 | 21:00:00 | 21.93 | 71.49 | 7.26 | 85.8 | 1 | 8.88 |
| 7/8/2015 | 22:00:00 | 21.97 | 71.56 | 7.31 | 86.5 | 1 | 8.91 |
| 7/8/2015 | 23:00:00 | 21.98 | 71.56 | 7.11 | 84.1 | 1 | 8.86 |
| 7/9/2015 | 0:00:00 | 21.95 | 71.51 | 7.11 | 84.1 | 1 | 8.85 |
| 7/9/2015 | 1:00:00 | 21.91 | 71.43 | 7.07 | 83.5 | 1 | 8.83 |
| 7/9/2015 | 2:00:00 | 21.82 | 71.28 | 7.04 | 83.1 | 1 | 8.78 |
| 7/9/2015 | 3:00:00 | 21.72 | 71.1 | 6.91 | 81.4 | 1 | 8.74 |
| 7/9/2015 | 4:00:00 | 21.59 | 70.87 | 6.85 | 80.5 | 1 | 8.79 |
| 7/9/2015 | 5:00:00 | 21.43 | 70.58 | 6.88 | 80.6 | 1 | 8.78 |
| 7/9/2015 | 6:00:00 | 21.23 | 70.22 | 6.9 | 80.5 | 1 | 8.73 |
| 7/9/2015 | 7:00:00 | 21.05 | 69.89 | 6.84 | 79.5 | 1 | 8.69 |
| 7/9/2015 | 8:00:00 | 20.82 | 69.49 | 6.82 | 78.9 | 1 | 8.69 |
| 7/9/2015 | 9:00:00 | 20.58 | 69.04 | 6.8 | 78.3 | 1 | 8.71 |
| 7/9/2015 | 10:00:00 | 20.4 | 68.72 | 6.7 | 76.9 | 1 | 8.68 |
| 7/9/2015 | 11:00:00 | 20.25 | 68.46 | 6.87 | 78.6 | 1 | 8.68 |
| 7/9/2015 | 13:00:00 | 20.32 | 68.58 | 7.35 | 84.2 | 1 | 8.73 |
| 7/9/2015 | 14:00:00 | 20.56 | 69.02 | 7.33 | 84.4 | 1 | 8.73 |
| 7/9/2015 | 15:00:00 | 20.84 | 69.52 | 7.36 | 85.1 | 1 | 8.73 |
| 7/9/2015 | 16:00:00 | 21.1 | 69.99 | 7.37 | 85.8 | 1 | 8.74 |
| 7/9/2015 | 17:00:00 | 21.34 | 70.42 | 7.35 | 85.9 | 1 | 8.73 |
| 7/9/2015 | 18:00:00 | 21.57 | 70.83 | 7.21 | 84.7 | 1 | 8.76 |
| 7/9/2015 | 19:00:00 | 21.81 | 71.26 | 7.32 | 86.3 | 1 | 8.71 |
| 7/9/2015 | 20:00:00 | 21.98 | 71.57 | 7.3 | 86.4 | 1 | 8.71 |
| 7/9/2015 | 21:00:00 | 22.09 | 71.77 | 7.26 | 86.1 | 1 | 8.74 |
| 7/9/2015 | 22:00:00 | 22.15 | 71.87 | 7.15 | 84.9 | 1 | 8.69 |
| 7/9/2015 | 23:00:00 | 22.13 | 71.83 | 7.08 | 84 | 1 | 8.71 |
| 7/10/2015 | 0:00:00 | 22.07 | 71.73 | 7.15 | 84.8 | 1 | 8.71 |
| 7/10/2015 | 1:00:00 | 22.01 | 71.62 | 7.09 | 83.9 | 1 | 8.66 |
| 7/10/2015 | 2:00:00 | 21.9 | 71.43 | 7.06 | 83.5 | 1 | 8.68 |
| 7/10/2015 | 3:00:00 | 21.77 | 71.18 | 6.92 | 81.6 | 1 | 8.57 |
| 7/10/2015 | 4:00:00 | 21.63 | 70.94 | 7.01 | 82.4 | 1 | 8.68 |
| 7/10/2015 | 5:00:00 | 21.49 | 70.68 | 6.9 | 80.9 | 1 | 8.62 |
| 7/10/2015 | 6:00:00 | 21.31 | 70.37 | 6.96 | 81.3 | 1 | 8.62 |
| 7/10/2015 | 7:00:00 | 21.12 | 70.02 | 6.85 | 79.7 | 1 | 8.62 |
| 7/10/2015 | 8:00:00 | 20.96 | 69.73 | 6.97 | 80.8 | 1 | 8.62 |
| 7/10/2015 | 9:00:00 | 20.77 | 69.4 | 6.87 | 79.4 | 1 | 8.64 |

| | | | | | | | |
|-----------|----------|-------|-------|------|------|---|------|
| 7/10/2015 | 10:00:00 | 20.64 | 69.15 | 6.98 | 80.5 | 1 | 8.59 |
| 7/10/2015 | 11:00:00 | 20.54 | 68.97 | 7.01 | 80.7 | 1 | 8.61 |
| 7/10/2015 | 12:00:00 | 20.52 | 68.94 | 7.02 | 80.7 | 1 | 8.59 |
| 7/10/2015 | 13:00:00 | 20.63 | 69.15 | 6.95 | 80.1 | 1 | 8.59 |
| 7/10/2015 | 14:00:00 | 20.89 | 69.61 | 7.12 | 82.5 | 1 | 8.61 |
| 7/10/2015 | 15:00:00 | 21.14 | 70.05 | 7.04 | 81.9 | 1 | 8.57 |
| 7/10/2015 | 16:00:00 | 21.41 | 70.54 | 7.05 | 82.5 | 1 | 8.59 |
| 7/10/2015 | 17:00:00 | 21.74 | 71.14 | 7.2 | 84.8 | 1 | 8.59 |
| 7/10/2015 | 18:00:00 | 21.9 | 71.42 | 7.19 | 85 | 1 | 8.57 |
| 7/10/2015 | 19:00:00 | 22.16 | 71.89 | 7.19 | 85.4 | 1 | 8.56 |
| 7/10/2015 | 20:00:00 | 22.35 | 72.24 | 7.09 | 84.5 | 1 | 8.57 |
| 7/10/2015 | 21:00:00 | 22.53 | 72.56 | 7.06 | 84.4 | 1 | 8.54 |
| 7/10/2015 | 22:00:00 | 22.68 | 72.82 | 7.04 | 84.4 | 1 | 8.42 |
| 7/10/2015 | 23:00:00 | 22.72 | 72.9 | 6.74 | 80.9 | 1 | 8.4 |
| 7/11/2015 | 0:00:00 | 22.72 | 72.9 | 6.64 | 79.7 | 1 | 8.42 |
| 7/11/2015 | 1:00:00 | 22.64 | 72.76 | 6.54 | 78.3 | 1 | 8.39 |
| 7/11/2015 | 2:00:00 | 22.58 | 72.64 | 6.46 | 77.3 | 1 | 8.39 |
| 7/11/2015 | 3:00:00 | 22.5 | 72.5 | 6.41 | 76.6 | 1 | 8.35 |
| 7/11/2015 | 4:00:00 | 22.41 | 72.35 | 6.44 | 76.8 | 1 | 8.35 |
| 7/11/2015 | 5:00:00 | 22.29 | 72.12 | 6.29 | 74.9 | 1 | 8.39 |
| 7/11/2015 | 6:00:00 | 22.13 | 71.84 | 6.35 | 75.3 | 1 | 8.39 |
| 7/11/2015 | 7:00:00 | 21.94 | 71.5 | 6.35 | 75.1 | 1 | 8.35 |
| 7/11/2015 | 8:00:00 | 21.76 | 71.18 | 6.43 | 75.8 | 1 | 8.35 |
| 7/11/2015 | 9:00:00 | 21.58 | 70.85 | 6.34 | 74.4 | 1 | 8.35 |
| 7/11/2015 | 10:00:00 | 21.45 | 70.62 | 6.45 | 75.6 | 1 | 8.27 |
| 7/11/2015 | 11:00:00 | 21.34 | 70.42 | 6.38 | 74.5 | 1 | 8.3 |
| 7/11/2015 | 12:00:00 | 21.35 | 70.44 | 6.48 | 75.8 | 1 | 8.3 |
| 7/11/2015 | 13:00:00 | 21.45 | 70.61 | 6.42 | 75.2 | 1 | 8.3 |
| 7/11/2015 | 14:00:00 | 21.61 | 70.91 | 6.56 | 77.1 | 1 | 8.3 |
| 7/11/2015 | 15:00:00 | 21.9 | 71.42 | 6.54 | 77.2 | 1 | 8.27 |
| 7/11/2015 | 16:00:00 | 22.22 | 72 | 6.46 | 76.8 | 1 | 8.28 |
| 7/11/2015 | 17:00:00 | 22.37 | 72.27 | 6.63 | 79 | 1 | 8.3 |
| 7/11/2015 | 18:00:00 | 22.61 | 72.71 | 6.58 | 78.9 | 1 | 8.3 |
| 7/11/2015 | 19:00:00 | 22.74 | 72.93 | 6.71 | 80.6 | 1 | 8.27 |
| 7/11/2015 | 20:00:00 | 22.89 | 73.2 | 6.58 | 79.2 | 1 | 8.27 |
| 7/11/2015 | 21:00:00 | 23.04 | 73.48 | 6.46 | 78 | 1 | 8.27 |
| 7/11/2015 | 22:00:00 | 23.12 | 73.62 | 6.52 | 78.8 | 1 | 8.27 |
| 7/11/2015 | 23:00:00 | 23.14 | 73.65 | 6.43 | 77.8 | 1 | 8.27 |
| 7/12/2015 | 0:00:00 | 23.11 | 73.6 | 6.38 | 77.2 | 1 | 8.23 |
| 7/12/2015 | 1:00:00 | 23.08 | 73.54 | 6.44 | 77.8 | 1 | 8.23 |
| 7/12/2015 | 2:00:00 | 23.01 | 73.42 | 6.18 | 74.6 | 1 | 8.22 |
| 7/12/2015 | 3:00:00 | 22.87 | 73.17 | 6.31 | 75.9 | 1 | 8.23 |
| 7/12/2015 | 4:00:00 | 22.73 | 72.92 | 6.18 | 74.2 | 1 | 8.23 |
| 7/12/2015 | 5:00:00 | 22.6 | 72.69 | 6.36 | 76.2 | 1 | 8.2 |
| 7/12/2015 | 6:00:00 | 22.43 | 72.38 | 6.31 | 75.3 | 1 | 8.23 |
| 7/12/2015 | 7:00:00 | 22.31 | 72.16 | 6.32 | 75.3 | 1 | 8.2 |
| 7/12/2015 | 8:00:00 | 22.16 | 71.9 | 6.48 | 77 | 1 | 8.17 |

| | | | | | | | |
|-----------|----------|-------|-------|------|------|---|------|
| 7/12/2015 | 9:00:00 | 22.02 | 71.64 | 6.2 | 73.4 | 1 | 8.2 |
| 7/12/2015 | 10:00:00 | 21.91 | 71.45 | 6.01 | 71 | 1 | 8.17 |
| 7/12/2015 | 11:00:00 | 21.82 | 71.28 | 6.02 | 71 | 1 | 8.18 |
| 7/12/2015 | 12:00:00 | 21.78 | 71.21 | 6.14 | 72.4 | 1 | 8.17 |
| 7/12/2015 | 13:00:00 | 21.92 | 71.47 | 6.41 | 75.8 | 1 | 8.15 |
| 7/12/2015 | 14:00:00 | 22.09 | 71.76 | 6.47 | 76.7 | 1 | 8.13 |
| 7/12/2015 | 15:00:00 | 22.3 | 72.14 | 6.43 | 76.6 | 1 | 8.18 |
| 7/12/2015 | 16:00:00 | 22.51 | 72.51 | 6.34 | 75.8 | 1 | 8.18 |
| 7/12/2015 | 17:00:00 | 22.63 | 72.74 | 6.34 | 76 | 1 | 8.15 |
| 7/12/2015 | 18:00:00 | 22.72 | 72.9 | 6.46 | 77.5 | 1 | 8.15 |
| 7/12/2015 | 19:00:00 | 22.84 | 73.12 | 6.27 | 75.5 | 1 | 8.11 |
| 7/12/2015 | 20:00:00 | 22.88 | 73.18 | 6.25 | 75.3 | 1 | 8.13 |
| 7/12/2015 | 21:00:00 | 22.9 | 73.22 | 6.41 | 77.2 | 1 | 8.13 |
| 7/12/2015 | 22:00:00 | 22.96 | 73.33 | 6.4 | 77.2 | 1 | 8.13 |
| 7/12/2015 | 23:00:00 | 22.99 | 73.38 | 6.26 | 75.5 | 1 | 8.1 |
| 7/13/2015 | 0:00:00 | 23.01 | 73.42 | 6.32 | 76.3 | 1 | 8.1 |
| 7/13/2015 | 1:00:00 | 23.02 | 73.44 | 6.22 | 75.1 | 1 | 8.11 |
| 7/13/2015 | 2:00:00 | 22.96 | 73.33 | 6.14 | 74 | 1 | 8.1 |
| 7/13/2015 | 3:00:00 | 22.86 | 73.16 | 6.34 | 76.3 | 1 | 8.03 |
| 7/13/2015 | 4:00:00 | 22.74 | 72.94 | 6.28 | 75.4 | 1 | 8.1 |
| 7/13/2015 | 5:00:00 | 22.64 | 72.75 | 6 | 71.9 | 1 | 8.1 |
| 7/13/2015 | 6:00:00 | 22.52 | 72.54 | 6.07 | 72.5 | 1 | 8.06 |
| 7/13/2015 | 7:00:00 | 22.41 | 72.35 | 6.2 | 74 | 1 | 8.08 |
| 7/13/2015 | 8:00:00 | 22.29 | 72.13 | 6.16 | 73.3 | 1 | 8.06 |
| 7/13/2015 | 9:00:00 | 22.19 | 71.95 | 6.16 | 73.2 | 1 | 8.06 |
| 7/13/2015 | 10:00:00 | 22.13 | 71.83 | 6.01 | 71.3 | 1 | 8.06 |
| 7/13/2015 | 11:00:00 | 22.07 | 71.72 | 5.96 | 70.6 | 1 | 8.05 |
| 7/13/2015 | 12:00:00 | 22.06 | 71.72 | 5.99 | 71 | 1 | 8.05 |
| 7/13/2015 | 13:00:00 | 22.08 | 71.75 | 5.98 | 70.9 | 1 | 8.05 |
| 7/13/2015 | 14:00:00 | 22.18 | 71.92 | 5.96 | 70.8 | 1 | 7.94 |
| 7/13/2015 | 15:00:00 | 22.23 | 72.02 | 6.13 | 72.8 | 1 | 8.06 |
| 7/13/2015 | 16:00:00 | 22.29 | 72.13 | 6.03 | 71.8 | 1 | 8.05 |
| 7/13/2015 | 17:00:00 | 22.58 | 72.66 | 6.13 | 73.4 | 1 | 8.06 |
| 7/13/2015 | 18:00:00 | 22.9 | 73.22 | 6.05 | 72.9 | 1 | 8.03 |
| 7/13/2015 | 19:00:00 | 23.11 | 73.6 | 6.15 | 74.4 | 1 | 8.03 |
| 7/13/2015 | 20:00:00 | 23.27 | 73.89 | 6.15 | 74.6 | 1 | 8.03 |
| 7/13/2015 | 21:00:00 | 23.31 | 73.96 | 6.07 | 73.7 | 1 | 8.06 |
| 7/13/2015 | 22:00:00 | 23.33 | 73.99 | 6.09 | 74 | 1 | 8.01 |
| 7/13/2015 | 23:00:00 | 23.34 | 74.01 | 6.03 | 73.3 | 1 | 8.01 |
| 7/14/2015 | 0:00:00 | 23.31 | 73.96 | 6.03 | 73.3 | 1 | 7.91 |

Eureka_Modu V6.97 Unit reprogrammed and recalibrated and tested prior to redeployment. Some paramters not reset after reprogramming. Reset later.

| | | | | | | | |
|-----------|----------|-------|--|------|--|--|--|
| 7/15/2015 | 14:00:00 | 23.61 | | 8.15 | | | |
| 7/15/2015 | 15:00:00 | 22.22 | | 8.2 | | | |
| 7/15/2015 | 16:00:00 | 21.43 | | 8.67 | | | |
| 7/15/2015 | 17:00:00 | 22.3 | | 7.44 | | | |
| 7/15/2015 | 18:00:00 | 22.58 | | 7.35 | | | |

| | | | |
|-----------|----------|-------|------|
| 7/15/2015 | 19:00:00 | 22.84 | 7.18 |
| 7/15/2015 | 20:00:00 | 23.05 | 7.23 |
| 7/15/2015 | 21:00:00 | 23.19 | 7.16 |
| 7/15/2015 | 22:00:00 | 23.25 | 7.13 |
| 7/15/2015 | 23:00:00 | 23.2 | 7.02 |
| 7/16/2015 | 0:00:00 | 23.24 | 6.96 |
| 7/16/2015 | 1:00:00 | 23.25 | 6.92 |
| 7/16/2015 | 2:00:00 | 23.25 | 6.74 |
| 7/16/2015 | 3:00:00 | 23.21 | 6.81 |
| 7/16/2015 | 4:00:00 | 23.09 | 6.79 |
| 7/16/2015 | 5:00:00 | 22.97 | 6.82 |
| 7/16/2015 | 6:00:00 | 22.81 | 6.77 |
| 7/16/2015 | 7:00:00 | 22.63 | 6.76 |
| 7/16/2015 | 8:00:00 | 22.4 | 6.77 |
| 7/16/2015 | 9:00:00 | 22.19 | 6.68 |
| 7/16/2015 | 10:00:00 | 22 | 6.69 |
| 7/16/2015 | 11:00:00 | 21.82 | 6.7 |
| 7/16/2015 | 12:00:00 | 21.7 | 6.7 |
| 7/16/2015 | 13:00:00 | 21.75 | 6.84 |
| 7/16/2015 | 14:00:00 | 22 | 6.7 |
| 7/16/2015 | 15:00:00 | 22.27 | 6.82 |
| 7/16/2015 | 16:00:00 | 22.63 | 6.92 |
| 7/16/2015 | 17:00:00 | 22.95 | 6.93 |
| 7/16/2015 | 18:00:00 | 23.06 | 6.94 |
| 7/16/2015 | 19:00:00 | 23.12 | 6.88 |
| 7/16/2015 | 20:00:00 | 23.13 | 6.99 |
| 7/16/2015 | 21:00:00 | 23.02 | 6.95 |
| 7/16/2015 | 22:00:00 | 22.93 | 6.77 |
| 7/16/2015 | 23:00:00 | 22.9 | 6.8 |
| 7/17/2015 | 0:00:00 | 22.9 | 6.78 |
| 7/17/2015 | 1:00:00 | 22.94 | 6.71 |
| 7/17/2015 | 2:00:00 | 22.95 | 6.58 |
| 7/17/2015 | 3:00:00 | 22.95 | 6.68 |
| 7/17/2015 | 4:00:00 | 22.91 | 6.67 |
| 7/17/2015 | 5:00:00 | 22.78 | 6.63 |
| 7/17/2015 | 6:00:00 | 22.66 | 6.66 |
| 7/17/2015 | 7:00:00 | 22.55 | 6.65 |
| 7/17/2015 | 8:00:00 | 22.45 | 6.5 |
| 7/17/2015 | 9:00:00 | 22.33 | 6.48 |
| 7/17/2015 | 10:00:00 | 22.22 | 6.58 |
| 7/17/2015 | 11:00:00 | 22.15 | 6.61 |
| 7/17/2015 | 12:00:00 | 22.11 | 6.61 |
| 7/17/2015 | 13:00:00 | 22.1 | 6.43 |
| 7/17/2015 | 14:00:00 | 22.13 | 6.61 |
| 7/17/2015 | 15:00:00 | 22.28 | 6.69 |
| 7/17/2015 | 16:00:00 | 22.64 | 6.72 |
| 7/17/2015 | 17:00:00 | 22.82 | 6.76 |

| | | | |
|-----------|----------|-------|------|
| 7/17/2015 | 18:00:00 | 23.13 | 6.7 |
| 7/17/2015 | 19:00:00 | 23.19 | 6.67 |
| 7/17/2015 | 20:00:00 | 23.33 | 6.76 |
| 7/17/2015 | 21:00:00 | 23.43 | 6.74 |
| 7/17/2015 | 22:00:00 | 23.54 | 6.69 |
| 7/17/2015 | 23:00:00 | 23.59 | 6.58 |
| 7/18/2015 | 0:00:00 | 23.56 | 6.51 |
| 7/18/2015 | 1:00:00 | 23.52 | 6.51 |
| 7/18/2015 | 2:00:00 | 23.47 | 6.59 |
| 7/18/2015 | 3:00:00 | 23.45 | 6.47 |
| 7/18/2015 | 4:00:00 | 23.37 | 6.6 |
| 7/18/2015 | 5:00:00 | 23.33 | 6.6 |
| 7/18/2015 | 6:00:00 | 23.24 | 6.44 |
| 7/18/2015 | 7:00:00 | 23.15 | 6.58 |
| 7/18/2015 | 8:00:00 | 23.03 | 6.47 |
| 7/18/2015 | 9:00:00 | 22.88 | 6.63 |
| 7/18/2015 | 10:00:00 | 22.74 | 6.68 |
| 7/18/2015 | 11:00:00 | 22.6 | 6.58 |
| 7/18/2015 | 12:00:00 | 22.52 | 6.61 |
| 7/18/2015 | 13:00:00 | 22.5 | 6.65 |
| 7/18/2015 | 14:00:00 | 22.51 | 6.77 |
| 7/18/2015 | 15:00:00 | 22.59 | 6.85 |
| 7/18/2015 | 16:00:00 | 22.82 | 6.8 |
| 7/18/2015 | 17:00:00 | 23.07 | 6.93 |
| 7/18/2015 | 18:00:00 | 23.47 | 7.11 |
| 7/18/2015 | 19:00:00 | 23.73 | 7.02 |
| 7/18/2015 | 20:00:00 | 23.91 | 7.14 |
| 7/18/2015 | 21:00:00 | 24.06 | 7.11 |
| 7/18/2015 | 22:00:00 | 24.15 | 7.1 |
| 7/18/2015 | 23:00:00 | 24.16 | 6.94 |
| 7/19/2015 | 0:00:00 | 24.07 | 6.93 |
| 7/19/2015 | 1:00:00 | 24.01 | 6.89 |
| 7/19/2015 | 2:00:00 | 24 | 6.79 |
| 7/19/2015 | 3:00:00 | 24.01 | 6.92 |
| 7/19/2015 | 4:00:00 | 24 | 6.94 |
| 7/19/2015 | 5:00:00 | 23.92 | 6.88 |
| 7/19/2015 | 6:00:00 | 23.85 | 6.91 |
| 7/19/2015 | 7:00:00 | 23.8 | 6.83 |
| 7/19/2015 | 8:00:00 | 23.69 | 6.84 |
| 7/19/2015 | 9:00:00 | 23.54 | 6.98 |
| 7/19/2015 | 10:00:00 | 23.37 | 6.91 |
| 7/19/2015 | 11:00:00 | 23.2 | 7.03 |
| 7/19/2015 | 12:00:00 | 23.07 | 6.92 |
| 7/19/2015 | 13:00:00 | 23.02 | 7.1 |
| 7/19/2015 | 14:00:00 | 23.12 | 7.17 |
| 7/19/2015 | 15:00:00 | 23.41 | 7.13 |
| 7/19/2015 | 16:00:00 | 23.6 | 7.32 |

| | | | | | | | |
|-----------|----------|-------|-------|------|------|---|------|
| 7/19/2015 | 17:00:00 | 23.81 | | 7.41 | | | |
| 7/19/2015 | 18:00:00 | 23.92 | | 7.44 | | | |
| 7/19/2015 | 19:00:00 | 23.99 | | 7.41 | | | |
| 7/19/2015 | 20:00:00 | 24.04 | | 7.31 | | | |
| 7/19/2015 | 21:00:00 | 24.03 | | 7.32 | | | |
| 7/19/2015 | 22:00:00 | 24.03 | | 7.26 | | | |
| 7/19/2015 | 23:00:00 | 23.96 | | 7.42 | | | |
| 7/20/2015 | 0:00:00 | 23.89 | | 7.28 | | | |
| 7/20/2015 | 1:00:00 | 23.85 | | 7.19 | | | |
| 7/20/2015 | 2:00:00 | 23.88 | | 7.22 | | | |
| 7/20/2015 | 3:00:00 | 23.85 | | 7.28 | | | |
| 7/20/2015 | 4:00:00 | 23.78 | | 7.25 | | | |
| 7/20/2015 | 5:00:00 | 23.65 | | 7.15 | | | |
| 7/20/2015 | 6:00:00 | 23.53 | | 7.13 | | | |
| 7/20/2015 | 7:00:00 | 23.45 | | 7.25 | | | |
| 7/20/2015 | 8:00:00 | 23.32 | | 7.31 | | | |
| 7/20/2015 | 9:00:00 | 23.18 | | 7.32 | | | |
| 7/20/2015 | 10:00:00 | 23.04 | | 7.2 | | | |
| 7/20/2015 | 11:00:00 | 22.93 | | 7.23 | | | |
| 7/20/2015 | 12:00:00 | 22.88 | | 7.38 | | | |
| 7/20/2015 | 13:00:00 | 22.94 | | 7.39 | | | |
| 7/20/2015 | 14:00:00 | 23.07 | 73.53 | 6.6 | 80.3 | 1 | 7.96 |
| 7/20/2015 | 15:00:00 | 23.37 | 74.06 | 6.81 | 83.3 | 1 | 7.83 |
| 7/20/2015 | 16:00:00 | 23.6 | 74.49 | 6.72 | 82.6 | 1 | 7.94 |
| 7/20/2015 | 17:00:00 | 23.8 | 74.84 | 6.89 | 85 | 1 | 7.84 |
| 7/20/2015 | 18:00:00 | 23.99 | 75.19 | 6.76 | 83.8 | 1 | 7.93 |
| 7/20/2015 | 19:00:00 | 24.12 | 75.42 | 6.68 | 82.9 | 1 | 8.1 |
| 7/20/2015 | 20:00:00 | 24.24 | 75.64 | 6.48 | 80.7 | 1 | 7.93 |
| 7/20/2015 | 21:00:00 | 24.3 | 75.74 | 6.36 | 79.2 | 1 | 7.98 |
| 7/20/2015 | 22:00:00 | 24.31 | 75.76 | 6.72 | 83.7 | 1 | 7.91 |
| 7/20/2015 | 23:00:00 | 24.17 | 75.52 | 6.58 | 81.7 | 1 | 7.89 |
| 7/21/2015 | 0:00:00 | 24.08 | 75.35 | 6.61 | 82 | 1 | 7.88 |
| 7/21/2015 | 1:00:00 | 24.05 | 75.29 | 6.5 | 80.5 | 1 | 7.94 |
| 7/21/2015 | 2:00:00 | 24 | 75.21 | 6.45 | 79.8 | 1 | 7.89 |
| 7/21/2015 | 3:00:00 | 23.91 | 75.04 | 6.45 | 79.8 | 1 | 7.94 |
| 7/21/2015 | 4:00:00 | 23.78 | 74.81 | 6.43 | 79.3 | 1 | 8.03 |
| 7/21/2015 | 5:00:00 | 23.65 | 74.58 | 6.19 | 76.2 | 1 | 7.79 |
| 7/21/2015 | 6:00:00 | 23.54 | 74.38 | 6.19 | 76.1 | 1 | 8.03 |
| 7/21/2015 | 7:00:00 | 23.43 | 74.17 | 6.28 | 76.9 | 1 | 7.93 |
| 7/21/2015 | 8:00:00 | 23.27 | 73.89 | 6.52 | 79.6 | 1 | 7.89 |
| 7/21/2015 | 9:00:00 | 23.11 | 73.6 | 6.5 | 79.2 | 1 | 7.88 |
| 7/21/2015 | 10:00:00 | 22.92 | 73.26 | 6.39 | 77.5 | 1 | 7.84 |
| 7/21/2015 | 11:00:00 | 22.74 | 72.94 | 6.53 | 78.9 | 1 | 7.84 |
| 7/21/2015 | 12:00:00 | 22.63 | 72.73 | 6.35 | 76.6 | 1 | 7.88 |
| 7/21/2015 | 13:00:00 | 22.61 | 72.7 | 6.53 | 78.8 | 1 | 7.86 |
| 7/21/2015 | 14:00:00 | 22.71 | 72.88 | 6.48 | 78.4 | 1 | 7.83 |
| 7/21/2015 | 15:00:00 | 22.93 | 73.28 | 6.67 | 80.9 | 1 | 7.89 |

| | | | | | | | |
|-----------|----------|-------|-------|------|------|---|------|
| 7/21/2015 | 16:00:00 | 23.12 | 73.63 | 6.79 | 82.7 | 1 | 7.88 |
| 7/21/2015 | 17:00:00 | 23.35 | 74.04 | 6.84 | 83.7 | 1 | 7.86 |
| 7/21/2015 | 18:00:00 | 23.39 | 74.11 | 6.85 | 83.8 | 1 | 7.88 |
| 7/21/2015 | 19:00:00 | 23.41 | 74.14 | 6.84 | 83.8 | 1 | 7.86 |
| 7/21/2015 | 20:00:00 | 23.5 | 74.3 | 6.48 | 79.5 | 1 | 7.79 |
| 7/21/2015 | 21:00:00 | 23.58 | 74.44 | 6.36 | 78.2 | 1 | 7.72 |
| 7/21/2015 | 22:00:00 | 23.56 | 74.4 | 6.29 | 77.2 | 1 | 7.74 |
| 7/21/2015 | 23:00:00 | 23.48 | 74.27 | 6.38 | 78.2 | 1 | 7.74 |
| 7/22/2015 | 0:00:00 | 23.42 | 74.16 | 6.14 | 75.2 | 1 | 7.72 |
| 7/22/2015 | 1:00:00 | 23.4 | 74.12 | 6.16 | 75.5 | 1 | 7.72 |
| 7/22/2015 | 2:00:00 | 23.42 | 74.15 | 5.87 | 71.9 | 1 | 7.66 |
| 7/22/2015 | 3:00:00 | 23.42 | 74.15 | 6.02 | 73.8 | 1 | 7.72 |
| 7/22/2015 | 4:00:00 | 23.43 | 74.17 | 5.96 | 73 | 1 | 7.71 |
| 7/22/2015 | 5:00:00 | 23.31 | 73.96 | 5.86 | 71.6 | 1 | 7.72 |
| 7/22/2015 | 6:00:00 | 23.24 | 73.84 | 5.92 | 72.3 | 1 | 7.72 |
| 7/22/2015 | 7:00:00 | 23.17 | 73.72 | 6.04 | 73.6 | 1 | 7.69 |
| 7/22/2015 | 8:00:00 | 23.04 | 73.48 | 5.97 | 72.6 | 1 | 7.69 |
| 7/22/2015 | 9:00:00 | 22.95 | 73.32 | 5.84 | 70.9 | 1 | 7.69 |
| 7/22/2015 | 10:00:00 | 22.83 | 73.1 | 5.95 | 72.1 | 1 | 7.67 |
| 7/22/2015 | 11:00:00 | 22.76 | 72.98 | 5.92 | 71.7 | 1 | 7.71 |
| 7/22/2015 | 12:00:00 | 22.72 | 72.9 | 5.77 | 69.8 | 1 | 7.66 |
| 7/22/2015 | 13:00:00 | 22.82 | 73.07 | 5.88 | 71.2 | 1 | 7.71 |
| 7/22/2015 | 14:00:00 | 23 | 73.41 | 5.89 | 71.6 | 1 | 7.66 |
| 7/22/2015 | 15:00:00 | 23.22 | 73.81 | 5.65 | 69 | 1 | 7.67 |
| 7/22/2015 | 16:00:00 | 23.49 | 74.29 | 6.06 | 74.4 | 1 | 7.66 |
| 7/22/2015 | 17:00:00 | 23.89 | 75.01 | 6.29 | 77.8 | 1 | 7.66 |
| 7/22/2015 | 18:00:00 | 24.15 | 75.47 | 6.38 | 79.2 | 1 | 7.69 |
| 7/22/2015 | 19:00:00 | 24.2 | 75.56 | 6.23 | 77.4 | 1 | 7.71 |
| 7/22/2015 | 20:00:00 | 24.27 | 75.69 | 6.18 | 76.9 | 1 | 7.69 |
| 7/22/2015 | 21:00:00 | 24.29 | 75.72 | 5.97 | 74.3 | 1 | 7.66 |
| 7/22/2015 | 22:00:00 | 24.32 | 75.77 | 6.06 | 75.6 | 1 | 7.69 |
| 7/22/2015 | 23:00:00 | 24.29 | 75.73 | 5.99 | 74.7 | 1 | 7.69 |
| 7/23/2015 | 0:00:00 | 24.18 | 75.53 | 5.9 | 73.3 | 1 | 7.66 |
| 7/23/2015 | 1:00:00 | 24.13 | 75.43 | 5.92 | 73.5 | 1 | 7.66 |
| 7/23/2015 | 2:00:00 | 24.13 | 75.44 | 5.63 | 69.9 | 1 | 7.66 |
| 7/23/2015 | 3:00:00 | 24.12 | 75.43 | 5.57 | 69.2 | 1 | 7.64 |
| 7/23/2015 | 4:00:00 | 24.1 | 75.38 | 5.78 | 71.7 | 1 | 7.66 |
| 7/23/2015 | 5:00:00 | 24.06 | 75.32 | 5.69 | 70.5 | 1 | 7.69 |
| 7/23/2015 | 6:00:00 | 24.01 | 75.22 | 5.73 | 71 | 1 | 7.66 |
| 7/23/2015 | 7:00:00 | 23.94 | 75.1 | 5.65 | 69.9 | 1 | 7.66 |
| 7/23/2015 | 8:00:00 | 23.83 | 74.89 | 5.71 | 70.5 | 1 | 7.64 |
| 7/23/2015 | 9:00:00 | 23.77 | 74.8 | 5.7 | 70.3 | 1 | 7.66 |
| 7/23/2015 | 10:00:00 | 23.71 | 74.69 | 5.62 | 69.2 | 1 | 7.61 |
| 7/23/2015 | 11:00:00 | 23.68 | 74.62 | 5.73 | 70.6 | 1 | 7.62 |
| 7/23/2015 | 12:00:00 | 23.68 | 74.64 | 5.48 | 67.4 | 1 | 7.62 |
| 7/23/2015 | 13:00:00 | 23.78 | 74.8 | 5.68 | 70.1 | 1 | 7.66 |
| 7/23/2015 | 14:00:00 | 23.96 | 75.13 | 5.47 | 67.7 | 1 | 7.62 |

| | | | | | | | |
|-----------|----------|-------|-------|------|------|---|------|
| 7/23/2015 | 15:00:00 | 24.05 | 75.29 | 5.24 | 64.9 | 1 | 7.62 |
| 7/23/2015 | 16:00:00 | 24.27 | 75.69 | 5.45 | 67.8 | 1 | 7.66 |
| 7/23/2015 | 17:00:00 | 24.51 | 76.12 | 5.47 | 68.4 | 1 | 7.62 |
| 7/23/2015 | 18:00:00 | 25.18 | 77.33 | 5.84 | 74 | 1 | 7.62 |
| 7/23/2015 | 19:00:00 | 25.43 | 77.78 | 5.72 | 72.8 | 1 | 7.62 |
| 7/23/2015 | 20:00:00 | 25.29 | 77.52 | 5.81 | 73.8 | 1 | 7.66 |
| 7/23/2015 | 21:00:00 | 25.14 | 77.25 | 5.84 | 73.9 | 1 | 7.67 |
| 7/23/2015 | 22:00:00 | 25.1 | 77.18 | 5.99 | 75.7 | 1 | 7.64 |
| 7/23/2015 | 23:00:00 | 24.99 | 76.99 | 5.5 | 69.4 | 1 | 7.64 |
| 7/24/2015 | 0:00:00 | 24.84 | 76.71 | 5.63 | 70.8 | 1 | 7.64 |
| 7/24/2015 | 1:00:00 | 24.71 | 76.49 | 5.62 | 70.5 | 1 | 7.64 |
| 7/24/2015 | 2:00:00 | 24.65 | 76.37 | 5.8 | 72.7 | 1 | 7.62 |
| 7/24/2015 | 3:00:00 | 24.65 | 76.37 | 5.61 | 70.3 | 1 | 7.64 |
| 7/24/2015 | 4:00:00 | 24.65 | 76.38 | 6.01 | 75.3 | 1 | 7.62 |
| 7/24/2015 | 5:00:00 | 24.64 | 76.36 | 5.86 | 73.4 | 1 | 7.61 |
| 7/24/2015 | 6:00:00 | 24.64 | 76.35 | 5.78 | 72.4 | 1 | 7.62 |
| 7/24/2015 | 7:00:00 | 24.65 | 76.37 | 5.65 | 70.8 | 1 | 7.59 |
| 7/24/2015 | 8:00:00 | 24.65 | 76.38 | 5.69 | 71.4 | 1 | 7.62 |
| 7/24/2015 | 9:00:00 | 24.61 | 76.3 | 5.61 | 70.3 | 1 | 7.61 |
| 7/24/2015 | 10:00:00 | 24.55 | 76.2 | 5.77 | 72.2 | 1 | 7.57 |
| 7/24/2015 | 11:00:00 | 24.44 | 75.99 | 5.6 | 70 | 1 | 7.61 |
| 7/24/2015 | 12:00:00 | 24.41 | 75.95 | 5.41 | 67.5 | 1 | 7.59 |
| 7/24/2015 | 13:00:00 | 24.43 | 75.98 | 5.64 | 70.4 | 1 | 7.61 |
| 7/24/2015 | 14:00:00 | 24.48 | 76.07 | 5.56 | 69.5 | 1 | 7.57 |
| 7/24/2015 | 15:00:00 | 24.56 | 76.22 | 5.56 | 69.6 | 1 | 7.57 |
| 7/24/2015 | 16:00:00 | 24.62 | 76.32 | 5.53 | 69.3 | 1 | 7.62 |
| 7/24/2015 | 17:00:00 | 24.75 | 76.56 | 5.93 | 74.4 | 1 | 7.57 |
| 7/24/2015 | 18:00:00 | 25.02 | 77.03 | 5.97 | 75.4 | 1 | 7.59 |
| 7/24/2015 | 19:00:00 | 24.91 | 76.84 | 6.17 | 77.7 | 1 | 7.59 |
| 7/24/2015 | 20:00:00 | 24.81 | 76.66 | 5.86 | 73.7 | 1 | 7.57 |
| 7/24/2015 | 21:00:00 | 24.74 | 76.54 | 6.08 | 76.4 | 1 | 7.59 |
| 7/24/2015 | 22:00:00 | 24.73 | 76.52 | 5.91 | 74.2 | 1 | 7.61 |
| 7/24/2015 | 23:00:00 | 24.65 | 76.37 | 5.78 | 72.5 | 1 | 7.57 |
| 7/25/2015 | 0:00:00 | 24.54 | 76.18 | 5.75 | 72 | 1 | 7.55 |
| 7/25/2015 | 1:00:00 | 24.44 | 76 | 5.67 | 70.8 | 1 | 7.59 |
| 7/25/2015 | 2:00:00 | 24.4 | 75.92 | 5.73 | 71.5 | 1 | 7.55 |
| 7/25/2015 | 3:00:00 | 24.46 | 76.03 | 5.65 | 70.6 | 1 | 7.55 |
| 7/25/2015 | 4:00:00 | 24.49 | 76.09 | 5.62 | 70.3 | 1 | 7.59 |
| 7/25/2015 | 5:00:00 | 24.51 | 76.12 | 5.59 | 69.9 | 1 | 7.59 |
| 7/25/2015 | 6:00:00 | 24.54 | 76.18 | 5.56 | 69.6 | 1 | 7.59 |
| 7/25/2015 | 7:00:00 | 24.53 | 76.16 | 5.56 | 69.6 | 1 | 7.57 |
| 7/25/2015 | 8:00:00 | 24.47 | 76.05 | 5.63 | 70.3 | 1 | 7.55 |
| 7/25/2015 | 9:00:00 | 24.43 | 75.98 | 5.44 | 67.9 | 1 | 7.59 |
| 7/25/2015 | 10:00:00 | 24.37 | 75.87 | 5.38 | 67.1 | 1 | 7.55 |
| 7/25/2015 | 11:00:00 | 24.3 | 75.75 | 5.35 | 66.6 | 1 | 7.57 |
| 7/25/2015 | 12:00:00 | 24.26 | 75.67 | 5.34 | 66.4 | 1 | 7.55 |
| 7/25/2015 | 13:00:00 | 24.34 | 75.82 | 5.47 | 68.2 | 1 | 7.47 |

| | | | | | | | |
|-----------|----------|-------|-------|------|------|---|------|
| 7/25/2015 | 14:00:00 | 24.53 | 76.15 | 5.46 | 68.3 | 1 | 7.54 |
| 7/25/2015 | 15:00:00 | 24.74 | 76.54 | 5.44 | 68.3 | 1 | 7.5 |
| 7/25/2015 | 16:00:00 | 24.9 | 76.82 | 5.52 | 69.6 | 1 | 7.57 |
| 7/25/2015 | 17:00:00 | 25.37 | 77.66 | 5.64 | 71.7 | 1 | 7.52 |
| 7/25/2015 | 18:00:00 | 25.86 | 78.55 | 6.06 | 77.7 | 1 | 7.54 |
| 7/25/2015 | 19:00:00 | 26.13 | 79.04 | 5.99 | 77.2 | 1 | 7.57 |
| 7/25/2015 | 20:00:00 | 26.16 | 79.09 | 5.82 | 75 | 1 | 7.55 |
| 7/25/2015 | 21:00:00 | 26.03 | 78.87 | 5.86 | 75.4 | 1 | 7.55 |
| 7/25/2015 | 22:00:00 | 25.84 | 78.52 | 5.97 | 76.5 | 1 | 7.55 |
| 7/25/2015 | 23:00:00 | 25.73 | 78.31 | 5.69 | 72.8 | 1 | 7.54 |
| 7/26/2015 | 0:00:00 | 25.52 | 77.93 | 5.6 | 71.4 | 1 | 7.52 |
| 7/26/2015 | 1:00:00 | 25.35 | 77.64 | 5.81 | 73.9 | 1 | 7.55 |
| 7/26/2015 | 2:00:00 | 25.19 | 77.34 | 5.66 | 71.7 | 1 | 7.54 |
| 7/26/2015 | 3:00:00 | 25.07 | 77.14 | 5.62 | 71.1 | 1 | 7.47 |
| 7/26/2015 | 4:00:00 | 24.97 | 76.94 | 5.65 | 71.2 | 1 | 7.55 |
| 7/26/2015 | 5:00:00 | 24.9 | 76.83 | 5.5 | 69.3 | 1 | 7.49 |
| 7/26/2015 | 6:00:00 | 24.81 | 76.67 | 5.57 | 70.1 | 1 | 7.4 |
| 7/26/2015 | 7:00:00 | 24.75 | 76.56 | 5.41 | 68 | 1 | 7.49 |
| 7/26/2015 | 8:00:00 | 24.67 | 76.4 | 5.55 | 69.6 | 1 | 7.5 |
| 7/26/2015 | 9:00:00 | 24.6 | 76.28 | 5.44 | 68.2 | 1 | 7.54 |
| 7/26/2015 | 10:00:00 | 24.56 | 76.2 | 5.45 | 68.3 | 1 | 7.5 |
| 7/26/2015 | 11:00:00 | 24.55 | 76.2 | 5.36 | 67 | 1 | 7.49 |
| 7/26/2015 | 12:00:00 | 24.57 | 76.24 | 5.42 | 67.8 | 1 | 7.47 |
| 7/26/2015 | 13:00:00 | 24.68 | 76.43 | 5.34 | 67 | 1 | 7.49 |
| 7/26/2015 | 14:00:00 | 24.9 | 76.83 | 5.43 | 68.4 | 1 | 7.5 |
| 7/26/2015 | 15:00:00 | 25.15 | 77.28 | 5.1 | 64.5 | 1 | 7.49 |
| 7/26/2015 | 16:00:00 | 25.5 | 77.9 | 5.51 | 70.2 | 1 | 7.5 |
| 7/26/2015 | 17:00:00 | 25.67 | 78.22 | 5.39 | 68.8 | 1 | 7.47 |
| 7/26/2015 | 18:00:00 | 26.17 | 79.12 | 5.8 | 74.8 | 1 | 7.47 |
| 7/26/2015 | 19:00:00 | 26.62 | 79.91 | 5.49 | 71.3 | 1 | 7.47 |
| 7/26/2015 | 20:00:00 | 26.58 | 79.84 | 5.53 | 71.8 | 1 | 7.45 |
| 7/26/2015 | 21:00:00 | 26.35 | 79.43 | 5.67 | 73.3 | 1 | 7.49 |
| 7/26/2015 | 22:00:00 | 26.1 | 78.98 | 5.48 | 70.5 | 1 | 7.47 |
| 7/26/2015 | 23:00:00 | 25.9 | 78.63 | 5.47 | 70.2 | 1 | 7.49 |
| 7/27/2015 | 0:00:00 | 25.69 | 78.25 | 5.36 | 68.5 | 1 | 7.49 |
| 7/27/2015 | 1:00:00 | 25.47 | 77.85 | 5.43 | 69.2 | 1 | 7.49 |
| 7/27/2015 | 2:00:00 | 25.31 | 77.56 | 5.29 | 67.1 | 1 | 7.5 |
| 7/27/2015 | 3:00:00 | 25.21 | 77.39 | 5.13 | 65.1 | 1 | 7.5 |
| 7/27/2015 | 4:00:00 | 25.2 | 77.37 | 5.21 | 66 | 1 | 7.42 |
| 7/27/2015 | 5:00:00 | 25.22 | 77.41 | 5.18 | 65.7 | 1 | 7.49 |
| 7/27/2015 | 6:00:00 | 25.21 | 77.38 | 5.01 | 63.5 | 1 | 7.49 |
| 7/27/2015 | 7:00:00 | 25.15 | 77.27 | 5.09 | 64.5 | 1 | 7.35 |
| 7/27/2015 | 8:00:00 | 25.15 | 77.27 | 5.15 | 65.2 | 1 | 7.44 |
| 7/27/2015 | 9:00:00 | 25.11 | 77.21 | 5.14 | 65.1 | 1 | 7.44 |
| 7/27/2015 | 10:00:00 | 25.13 | 77.24 | 5.17 | 65.4 | 1 | 7.47 |
| 7/27/2015 | 11:00:00 | 25.11 | 77.19 | 4.99 | 63.1 | 1 | 7.44 |
| 7/27/2015 | 12:00:00 | 25.11 | 77.2 | 4.98 | 63 | 1 | 7.45 |

| | | | | | | | |
|-----------|----------|-------|-------|------|------|---|------|
| 7/27/2015 | 13:00:00 | 25.2 | 77.36 | 5.1 | 64.7 | 1 | 7.45 |
| 7/27/2015 | 14:00:00 | 25.35 | 77.63 | 5.06 | 64.3 | 1 | 7.45 |
| 7/27/2015 | 15:00:00 | 25.34 | 77.61 | 4.85 | 61.6 | 1 | 7.47 |
| 7/27/2015 | 16:00:00 | 26.02 | 78.85 | 5.01 | 64.5 | 1 | 7.45 |
| 7/27/2015 | 17:00:00 | 26.05 | 78.89 | 4.93 | 63.4 | 1 | 7.45 |
| 7/27/2015 | 18:00:00 | 26.23 | 79.22 | 5.32 | 68.7 | 1 | 7.45 |
| 7/27/2015 | 19:00:00 | 26.82 | 80.28 | 5.45 | 71.1 | 1 | 7.45 |
| 7/27/2015 | 20:00:00 | 27.04 | 80.68 | 5.41 | 70.8 | 1 | 7.42 |
| 7/27/2015 | 21:00:00 | 26.89 | 80.4 | 5.34 | 69.8 | 1 | 7.42 |
| 7/27/2015 | 22:00:00 | 26.64 | 79.96 | 5.33 | 69.3 | 1 | 7.45 |
| 7/27/2015 | 23:00:00 | 26.48 | 79.66 | 5.21 | 67.5 | 1 | 7.42 |
| 7/28/2015 | 0:00:00 | 26.32 | 79.38 | 5.13 | 66.3 | 1 | 7.44 |
| 7/28/2015 | 1:00:00 | 26.1 | 78.98 | 5.05 | 65 | 1 | 7.45 |
| 7/28/2015 | 2:00:00 | 25.92 | 78.66 | 5.06 | 65 | 1 | 7.45 |
| 7/28/2015 | 3:00:00 | 25.79 | 78.43 | 4.86 | 62.3 | 1 | 7.4 |
| 7/28/2015 | 4:00:00 | 25.67 | 78.2 | 4.87 | 62.3 | 1 | 7.44 |
| 7/28/2015 | 5:00:00 | 25.63 | 78.14 | 5.05 | 64.5 | 1 | 7.4 |
| 7/28/2015 | 6:00:00 | 25.61 | 78.1 | 4.85 | 62 | 1 | 7.4 |
| 7/28/2015 | 7:00:00 | 25.62 | 78.11 | 4.86 | 62 | 1 | 7.44 |
| 7/28/2015 | 8:00:00 | 25.59 | 78.06 | 4.87 | 62.2 | 1 | 7.4 |
| 7/28/2015 | 9:00:00 | 25.54 | 77.98 | 4.75 | 60.5 | 1 | 7.38 |
| 7/28/2015 | 10:00:00 | 25.5 | 77.9 | 4.8 | 61.1 | 1 | 7.42 |
| 7/28/2015 | 11:00:00 | 25.44 | 77.79 | 4.86 | 61.9 | 1 | 7.38 |
| 7/28/2015 | 12:00:00 | 25.42 | 77.77 | 4.81 | 61.2 | 1 | 7.32 |
| 7/28/2015 | 13:00:00 | 25.49 | 77.88 | 4.96 | 63.2 | 1 | 7.4 |
| 7/28/2015 | 14:00:00 | 25.57 | 78.02 | 4.78 | 61 | 1 | 7.38 |
| 7/28/2015 | 15:00:00 | 25.65 | 78.17 | 4.67 | 59.6 | 1 | 7.28 |
| 7/28/2015 | 16:00:00 | 25.75 | 78.35 | 4.7 | 60.1 | 1 | 7.4 |
| 7/28/2015 | 17:00:00 | 25.93 | 78.67 | 4.75 | 61 | 1 | 7.4 |
| 7/28/2015 | 18:00:00 | 25.93 | 78.68 | 4.96 | 63.7 | 1 | 7.33 |
| 7/28/2015 | 19:00:00 | 26.21 | 79.19 | 5.24 | 67.7 | 1 | 7.38 |
| 7/28/2015 | 20:00:00 | 26.08 | 78.95 | 5.35 | 68.9 | 1 | 7.38 |
| 7/28/2015 | 21:00:00 | 25.93 | 78.67 | 5.21 | 66.9 | 1 | 7.37 |
| 7/28/2015 | 22:00:00 | 25.72 | 78.3 | 5.18 | 66.2 | 1 | 7.4 |
| 7/28/2015 | 23:00:00 | 25.61 | 78.1 | 5.1 | 65.2 | 1 | 7.35 |
| 7/29/2015 | 0:00:00 | 25.45 | 77.82 | 5.04 | 64.2 | 1 | 7.35 |
| 7/29/2015 | 1:00:00 | 25.28 | 77.51 | 5.29 | 67.1 | 1 | 7.37 |
| 7/29/2015 | 2:00:00 | 25.14 | 77.26 | 5.05 | 63.9 | 1 | 7.32 |
| 7/29/2015 | 3:00:00 | 25.05 | 77.09 | 4.83 | 61.1 | 1 | 7.33 |
| 7/29/2015 | 4:00:00 | 24.99 | 76.99 | 4.94 | 62.3 | 1 | 7.35 |
| 7/29/2015 | 5:00:00 | 25.01 | 77.02 | 5.05 | 63.8 | 1 | 7.32 |
| 7/29/2015 | 6:00:00 | 25.03 | 77.05 | 4.88 | 61.6 | 1 | 7.32 |
| 7/29/2015 | 7:00:00 | 25.03 | 77.06 | 4.8 | 60.6 | 1 | 7.32 |
| 7/29/2015 | 8:00:00 | 25.01 | 77.02 | 4.93 | 62.2 | 1 | 7.32 |
| 7/29/2015 | 9:00:00 | 25.01 | 77.03 | 5 | 63.2 | 1 | 7.3 |
| 7/29/2015 | 10:00:00 | 25 | 77.01 | 5.02 | 63.4 | 1 | 7.35 |
| 7/29/2015 | 11:00:00 | 24.97 | 76.95 | 5 | 63.1 | 1 | 7.32 |

| | | | | | | | |
|-----------|----------|-------|-------|------|------|---|------|
| 7/29/2015 | 12:00:00 | 24.91 | 76.84 | 5.03 | 63.4 | 1 | 7.3 |
| 7/29/2015 | 13:00:00 | 24.99 | 76.99 | 5.08 | 64.1 | 1 | 7.33 |

US 2

Eureka_Modu V5.34

4100337

| DATE | TIME | Temp_deg_C | Temp_deg_F | DO_%Sat | DO_mg/l | Circ_St | CablePower_V |
|-----------|----------|------------|------------|---------|---------|---------|--------------|
| 4/26/2015 | 21:00:00 | 10.01 | 50.02 | 137 | 14.8 | 1 | 9.12 |
| 4/26/2015 | 22:00:00 | 10.02 | 50.05 | 128.7 | 13.9 | 1 | 9.13 |
| 4/26/2015 | 23:00:00 | 10.08 | 50.15 | 125.1 | 13.5 | 1 | 9.1 |
| 4/27/2015 | 0:00:00 | 10.15 | 50.28 | 123.1 | 13.26 | 1 | 9.13 |
| 4/27/2015 | 1:00:00 | 10.1 | 50.19 | 122 | 13.16 | 1 | 9.1 |
| 4/27/2015 | 2:00:00 | 9.99 | 49.98 | 121 | 13.08 | 1 | 9.07 |
| 4/27/2015 | 3:00:00 | 9.81 | 49.66 | 123 | 13.36 | 1 | 9.07 |
| 4/27/2015 | 4:00:00 | 9.61 | 49.30 | 120.3 | 13.13 | 1 | 9.07 |
| 4/27/2015 | 5:00:00 | 9.32 | 48.79 | 122 | 13.4 | 1 | 9.07 |
| 4/27/2015 | 6:00:00 | 9.06 | 48.32 | 119.1 | 13.17 | 1 | 9.05 |
| 4/27/2015 | 7:00:00 | 8.75 | 47.75 | 119.5 | 13.31 | 1 | 9.03 |
| 4/27/2015 | 8:00:00 | 8.46 | 47.24 | 119.8 | 13.44 | 1 | 9.05 |
| 4/27/2015 | 9:00:00 | 8.2 | 46.77 | 119.8 | 13.52 | 1 | 9.03 |
| 4/27/2015 | 10:00:00 | 8.1 | 46.59 | 122.7 | 13.88 | 1 | 9.01 |
| 4/27/2015 | 11:00:00 | 8.08 | 46.55 | 123.5 | 13.97 | 1 | 9 |
| 4/27/2015 | 12:00:00 | 8.22 | 46.81 | 122.5 | 13.81 | 1 | 8.98 |
| 4/27/2015 | 13:00:00 | 8.46 | 47.24 | 123.2 | 13.81 | 1 | 8.98 |
| 4/27/2015 | 14:00:00 | 8.83 | 47.90 | 126.4 | 14.04 | 1 | 8.98 |
| 4/27/2015 | 15:00:00 | 9.24 | 48.63 | 127.1 | 13.99 | 1 | 8.98 |
| 4/27/2015 | 16:00:00 | 9.65 | 49.38 | 125.3 | 13.66 | 1 | 8.93 |
| 4/27/2015 | 17:00:00 | 10.1 | 50.18 | 128 | 13.8 | 1 | 8.96 |
| 4/27/2015 | 18:00:00 | 10.49 | 50.88 | 125.4 | 13.4 | 1 | 8.96 |
| 4/27/2015 | 19:00:00 | 10.74 | 51.33 | 124.7 | 13.25 | 1 | 8.91 |
| 4/27/2015 | 20:00:00 | 10.96 | 51.74 | 124 | 13.1 | 1 | 8.95 |
| 4/27/2015 | 21:00:00 | 11.1 | 51.98 | 122.7 | 12.92 | 1 | 8.91 |
| 4/27/2015 | 22:00:00 | 11.18 | 52.12 | 121.3 | 12.76 | 1 | 8.9 |
| 4/27/2015 | 23:00:00 | 11.24 | 52.24 | 120.4 | 12.64 | 1 | 8.91 |
| 4/28/2015 | 0:00:00 | 11.25 | 52.25 | 119.5 | 12.54 | 1 | 8.91 |
| 4/28/2015 | 1:00:00 | 11.23 | 52.22 | 118.6 | 12.46 | 1 | 8.91 |
| 4/28/2015 | 2:00:00 | 11.14 | 52.06 | 118.2 | 12.44 | 1 | 8.91 |
| 4/28/2015 | 3:00:00 | 10.95 | 51.71 | 117.8 | 12.45 | 1 | 8.91 |
| 4/28/2015 | 4:00:00 | 10.75 | 51.35 | 117.7 | 12.5 | 1 | 8.9 |
| 4/28/2015 | 5:00:00 | 10.53 | 50.95 | 117.6 | 12.55 | 1 | 8.85 |
| 4/28/2015 | 6:00:00 | 10.21 | 50.38 | 119.9 | 12.9 | 1 | 8.85 |
| 4/28/2015 | 7:00:00 | 9.91 | 49.84 | 117.9 | 12.77 | 1 | 8.88 |
| 4/28/2015 | 8:00:00 | 9.58 | 49.25 | 120.3 | 13.13 | 1 | 8.86 |
| 4/28/2015 | 9:00:00 | 9.29 | 48.73 | 117.9 | 12.96 | 1 | 8.83 |
| 4/28/2015 | 10:00:00 | 9.13 | 48.43 | 118.1 | 13.03 | 1 | 8.81 |
| 4/28/2015 | 11:00:00 | 9.09 | 48.37 | 118.8 | 13.13 | 1 | 8.81 |
| 4/28/2015 | 12:00:00 | 9.22 | 48.60 | 122.6 | 13.49 | 1 | 8.83 |
| 4/28/2015 | 13:00:00 | 9.5 | 49.10 | 121.6 | 13.29 | 1 | 8.81 |
| 4/28/2015 | 14:00:00 | 9.79 | 49.62 | 125 | 13.58 | 1 | 8.81 |

| | | | | | | | |
|-----------|----------|-------|-------|-------|-------|---|------|
| 4/28/2015 | 15:00:00 | 10.21 | 50.38 | 123.6 | 13.29 | 1 | 8.81 |
| 4/28/2015 | 16:00:00 | 10.62 | 51.13 | 126.8 | 13.5 | 1 | 8.81 |
| 4/28/2015 | 17:00:00 | 11.1 | 51.98 | 124.9 | 13.15 | 1 | 8.79 |
| 4/28/2015 | 18:00:00 | 11.48 | 52.66 | 126.9 | 13.25 | 1 | 8.78 |
| 4/28/2015 | 19:00:00 | 11.8 | 53.24 | 124.4 | 12.89 | 1 | 8.83 |
| 4/28/2015 | 20:00:00 | 11.93 | 53.47 | 123.4 | 12.75 | 1 | 8.79 |
| 4/28/2015 | 21:00:00 | 12 | 53.60 | 124.8 | 12.88 | 1 | 8.78 |
| 4/28/2015 | 22:00:00 | 12.15 | 53.87 | 123.1 | 12.66 | 1 | 8.81 |
| 4/28/2015 | 23:00:00 | 12.24 | 54.04 | 121.6 | 12.48 | 1 | 8.79 |
| 4/29/2015 | 0:00:00 | 12.29 | 54.12 | 118.1 | 12.11 | 1 | 8.74 |
| 4/29/2015 | 1:00:00 | 12.31 | 54.16 | 119.7 | 12.26 | 1 | 8.78 |
| 4/29/2015 | 2:00:00 | 12.25 | 54.05 | 119.2 | 12.23 | 1 | 8.73 |
| 4/29/2015 | 3:00:00 | 12.13 | 53.83 | 118.4 | 12.18 | 1 | 8.78 |
| 4/29/2015 | 4:00:00 | 12.01 | 53.63 | 118.5 | 12.22 | 1 | 8.78 |
| 4/29/2015 | 5:00:00 | 11.84 | 53.32 | 118.1 | 12.23 | 1 | 8.76 |
| 4/29/2015 | 6:00:00 | 11.65 | 52.98 | 115.8 | 12.05 | 1 | 8.71 |
| 4/29/2015 | 7:00:00 | 11.42 | 52.57 | 118.4 | 12.38 | 1 | 8.71 |
| 4/29/2015 | 8:00:00 | 11.16 | 52.09 | 118.7 | 12.48 | 1 | 8.69 |
| 4/29/2015 | 9:00:00 | 10.86 | 51.56 | 119 | 12.6 | 1 | 8.74 |
| 4/29/2015 | 10:00:00 | 10.7 | 51.26 | 117.5 | 12.49 | 1 | 8.71 |
| 4/29/2015 | 11:00:00 | 10.55 | 50.99 | 118.8 | 12.67 | 1 | 8.73 |
| 4/29/2015 | 12:00:00 | 10.6 | 51.08 | 122.2 | 13.03 | 1 | 8.71 |
| 4/29/2015 | 13:00:00 | 10.86 | 51.55 | 123.6 | 13.09 | 1 | 8.71 |
| 4/29/2015 | 14:00:00 | 11.17 | 52.11 | 122.1 | 12.84 | 1 | 8.71 |
| 4/29/2015 | 15:00:00 | 11.45 | 52.61 | 124.8 | 13.04 | 1 | 8.71 |
| 4/29/2015 | 16:00:00 | 11.78 | 53.20 | 123.2 | 12.77 | 1 | 8.64 |
| 4/29/2015 | 17:00:00 | 12.18 | 53.94 | 124 | 12.74 | 1 | 8.68 |
| 4/29/2015 | 18:00:00 | 12.29 | 54.12 | 125.6 | 12.87 | 1 | 8.68 |
| 4/29/2015 | 19:00:00 | 12.59 | 54.67 | 125.6 | 12.79 | 1 | 8.68 |
| 4/29/2015 | 20:00:00 | 12.67 | 54.80 | 122.2 | 12.42 | 1 | 8.69 |
| 4/29/2015 | 21:00:00 | 12.7 | 54.86 | 120.6 | 12.25 | 1 | 8.66 |
| 4/29/2015 | 22:00:00 | 12.69 | 54.84 | 119.2 | 12.11 | 1 | 8.68 |
| 4/29/2015 | 23:00:00 | 12.64 | 54.76 | 117.8 | 11.98 | 1 | 8.64 |
| 4/30/2015 | 0:00:00 | 12.56 | 54.61 | 116.6 | 11.87 | 1 | 8.61 |
| 4/30/2015 | 1:00:00 | 12.52 | 54.55 | 116.1 | 11.83 | 1 | 8.57 |
| 4/30/2015 | 2:00:00 | 12.46 | 54.44 | 115.7 | 11.81 | 1 | 8.81 |
| 4/30/2015 | 3:00:00 | 12.35 | 54.24 | 117.4 | 12.02 | 1 | 8.83 |
| 4/30/2015 | 4:00:00 | 12.22 | 54.01 | 114.8 | 11.79 | 1 | 8.81 |
| 4/30/2015 | 5:00:00 | 12.01 | 53.63 | 116.8 | 12.05 | 1 | 8.76 |
| 4/30/2015 | 6:00:00 | 11.81 | 53.26 | 116.9 | 12.11 | 1 | 8.61 |
| 4/30/2015 | 7:00:00 | 11.57 | 52.82 | 114.8 | 11.96 | 1 | 8.62 |
| 4/30/2015 | 8:00:00 | 11.36 | 52.45 | 117.2 | 12.27 | 1 | 8.62 |
| 4/30/2015 | 9:00:00 | 11.1 | 51.98 | 117.4 | 12.36 | 1 | 8.59 |
| 4/30/2015 | 10:00:00 | 10.86 | 51.55 | 115.9 | 12.28 | 1 | 8.54 |
| 4/30/2015 | 11:00:00 | 10.69 | 51.24 | 119.2 | 12.68 | 1 | 8.61 |
| 4/30/2015 | 12:00:00 | 10.6 | 51.09 | 118.1 | 12.59 | 1 | 8.57 |
| 4/30/2015 | 13:00:00 | 10.57 | 51.04 | 119.4 | 12.73 | 1 | 8.57 |

| | | | | | | | |
|-----------|----------|-------|-------|-------|-------|---|------|
| 4/30/2015 | 14:00:00 | 10.74 | 51.33 | 120.5 | 12.8 | 1 | 8.56 |
| 4/30/2015 | 15:00:00 | 11.2 | 52.16 | 121.6 | 12.78 | 1 | 8.59 |
| 4/30/2015 | 16:00:00 | 11.56 | 52.81 | 122.4 | 12.76 | 1 | 8.57 |
| 4/30/2015 | 17:00:00 | 11.88 | 53.38 | 124.9 | 12.92 | 1 | 8.61 |
| 4/30/2015 | 18:00:00 | 12.18 | 53.92 | 125.2 | 12.87 | 1 | 8.56 |
| 4/30/2015 | 19:00:00 | 12.36 | 54.25 | 122.5 | 12.54 | 1 | 8.57 |
| 4/30/2015 | 20:00:00 | 12.59 | 54.66 | 124.1 | 12.63 | 1 | 8.76 |
| 4/30/2015 | 21:00:00 | 12.69 | 54.85 | 122.7 | 12.46 | 1 | 8.74 |
| 4/30/2015 | 22:00:00 | 12.76 | 54.98 | 119.1 | 12.08 | 1 | 8.73 |
| 4/30/2015 | 23:00:00 | 12.8 | 55.04 | 119.9 | 12.15 | 1 | 8.76 |
| 5/1/2015 | 0:00:00 | 12.76 | 54.97 | 116.9 | 11.86 | 1 | 8.74 |
| 5/1/2015 | 1:00:00 | 12.71 | 54.88 | 116.2 | 11.8 | 1 | 8.76 |
| 5/1/2015 | 2:00:00 | 12.58 | 54.64 | 115.6 | 11.77 | 1 | 8.71 |
| 5/1/2015 | 3:00:00 | 12.43 | 54.38 | 115.5 | 11.8 | 1 | 8.74 |
| 5/1/2015 | 4:00:00 | 12.28 | 54.11 | 114.5 | 11.74 | 1 | 8.74 |
| 5/1/2015 | 5:00:00 | 12.12 | 53.82 | 116.7 | 12 | 1 | 8.57 |
| 5/1/2015 | 6:00:00 | 11.97 | 53.54 | 116.2 | 12 | 1 | 8.54 |
| 5/1/2015 | 7:00:00 | 11.66 | 52.98 | 114.1 | 11.86 | 1 | 8.54 |
| 5/1/2015 | 8:00:00 | 11.37 | 52.48 | 116.5 | 12.19 | 1 | 8.54 |
| 5/1/2015 | 9:00:00 | 11.07 | 51.93 | 114.4 | 12.06 | 1 | 8.54 |
| 5/1/2015 | 10:00:00 | 10.83 | 51.50 | 115.3 | 12.22 | 1 | 8.45 |
| 5/1/2015 | 11:00:00 | 10.76 | 51.37 | 119.1 | 12.65 | 1 | 8.49 |
| 5/1/2015 | 12:00:00 | 10.84 | 51.52 | 121.1 | 12.84 | 1 | 8.52 |
| 5/1/2015 | 13:00:00 | 11.15 | 52.07 | 122.5 | 12.89 | 1 | 8.49 |
| 5/1/2015 | 14:00:00 | 11.28 | 52.31 | 121.4 | 12.73 | 1 | 8.52 |
| 5/1/2015 | 15:00:00 | 11.56 | 52.81 | 124.4 | 12.96 | 1 | 8.49 |
| 5/1/2015 | 16:00:00 | 11.7 | 53.07 | 125.3 | 13.01 | 1 | 8.47 |
| 5/1/2015 | 17:00:00 | 11.89 | 53.40 | 123.4 | 12.77 | 1 | 8.49 |
| 5/1/2015 | 18:00:00 | 12.18 | 53.94 | 123.5 | 12.69 | 1 | 8.47 |
| 5/1/2015 | 19:00:00 | 12.5 | 54.50 | 123.1 | 12.56 | 1 | 8.49 |
| 5/1/2015 | 20:00:00 | 12.69 | 54.84 | 122.3 | 12.42 | 1 | 8.51 |
| 5/1/2015 | 21:00:00 | 12.8 | 55.04 | 123.1 | 12.47 | 1 | 8.45 |
| 5/1/2015 | 22:00:00 | 12.86 | 55.15 | 119.1 | 12.05 | 1 | 8.49 |
| 5/1/2015 | 23:00:00 | 12.91 | 55.23 | 119.9 | 12.12 | 1 | 8.45 |
| 5/2/2015 | 0:00:00 | 12.93 | 55.28 | 116.4 | 11.76 | 1 | 8.47 |
| 5/2/2015 | 1:00:00 | 12.94 | 55.30 | 115.6 | 11.68 | 1 | 8.45 |
| 5/2/2015 | 2:00:00 | 12.93 | 55.27 | 114.8 | 11.6 | 1 | 8.47 |
| 5/2/2015 | 3:00:00 | 12.88 | 55.18 | 114.3 | 11.56 | 1 | 8.44 |
| 5/2/2015 | 4:00:00 | 12.76 | 54.98 | 113.6 | 11.52 | 1 | 8.47 |
| 5/2/2015 | 5:00:00 | 12.63 | 54.74 | 113 | 11.49 | 1 | 8.44 |
| 5/2/2015 | 6:00:00 | 12.48 | 54.48 | 112.8 | 11.51 | 1 | 8.45 |
| 5/2/2015 | 7:00:00 | 12.3 | 54.15 | 115 | 11.78 | 1 | 8.44 |
| 5/2/2015 | 8:00:00 | 12.03 | 53.66 | 115.1 | 11.87 | 1 | 8.44 |
| 5/2/2015 | 9:00:00 | 11.81 | 53.26 | 113.1 | 11.71 | 1 | 8.44 |
| 5/2/2015 | 10:00:00 | 11.68 | 53.03 | 114.4 | 11.88 | 1 | 8.39 |
| 5/2/2015 | 11:00:00 | 11.58 | 52.85 | 115.7 | 12.06 | 1 | 8.42 |
| 5/2/2015 | 12:00:00 | 11.69 | 53.05 | 117.5 | 12.21 | 1 | 8.39 |

| | | | | | | | |
|----------|----------|-------|-------|-------|-------|---|------|
| 5/2/2015 | 13:00:00 | 11.78 | 53.20 | 119.1 | 12.36 | 1 | 8.42 |
| 5/2/2015 | 14:00:00 | 12.17 | 53.91 | 120.7 | 12.4 | 1 | 8.4 |
| 5/2/2015 | 15:00:00 | 12.63 | 54.73 | 121.5 | 12.35 | 1 | 8.4 |
| 5/2/2015 | 16:00:00 | 12.87 | 55.16 | 121.9 | 12.33 | 1 | 8.42 |
| 5/2/2015 | 17:00:00 | 13.1 | 55.58 | 122.3 | 12.31 | 1 | 8.39 |
| 5/2/2015 | 18:00:00 | 13.4 | 56.12 | 122.5 | 12.25 | 1 | 8.35 |
| 5/2/2015 | 19:00:00 | 13.63 | 56.53 | 123.7 | 12.31 | 1 | 8.37 |
| 5/2/2015 | 20:00:00 | 13.78 | 56.81 | 122.5 | 12.14 | 1 | 8.4 |
| 5/2/2015 | 21:00:00 | 14 | 57.21 | 121.2 | 11.96 | 1 | 8.39 |
| 5/2/2015 | 22:00:00 | 14.09 | 57.37 | 117.3 | 11.55 | 1 | 8.37 |
| 5/2/2015 | 23:00:00 | 14.12 | 57.42 | 117.4 | 11.55 | 1 | 8.37 |
| 5/3/2015 | 0:00:00 | 14.17 | 57.51 | 116.1 | 11.41 | 1 | 8.37 |
| 5/3/2015 | 1:00:00 | 14.22 | 57.59 | 115.4 | 11.33 | 1 | 8.34 |
| 5/3/2015 | 2:00:00 | 14.19 | 57.54 | 112.6 | 11.06 | 1 | 8.28 |
| 5/3/2015 | 3:00:00 | 14.13 | 57.43 | 113.8 | 11.19 | 1 | 8.35 |
| 5/3/2015 | 4:00:00 | 14.03 | 57.27 | 111.2 | 10.97 | 1 | 8.39 |
| 5/3/2015 | 5:00:00 | 13.92 | 57.07 | 110.7 | 10.94 | 1 | 8.37 |
| 5/3/2015 | 6:00:00 | 13.81 | 56.87 | 112.5 | 11.15 | 1 | 8.35 |
| 5/3/2015 | 7:00:00 | 13.68 | 56.63 | 110.3 | 10.95 | 1 | 8.3 |
| 5/3/2015 | 8:00:00 | 13.5 | 56.30 | 110.2 | 11 | 1 | 8.37 |
| 5/3/2015 | 9:00:00 | 13.36 | 56.06 | 112.6 | 11.26 | 1 | 8.34 |
| 5/3/2015 | 10:00:00 | 13.15 | 55.68 | 111.8 | 11.24 | 1 | 8.34 |
| 5/3/2015 | 11:00:00 | 13.14 | 55.66 | 116.1 | 11.67 | 1 | 8.34 |
| 5/3/2015 | 12:00:00 | 13.33 | 56.00 | 116.3 | 11.65 | 1 | 8.34 |
| 5/3/2015 | 13:00:00 | 13.67 | 56.60 | 120.4 | 11.96 | 1 | 8.34 |
| 5/3/2015 | 14:00:00 | 14.03 | 57.25 | 122 | 12.03 | 1 | 8.32 |
| 5/3/2015 | 15:00:00 | 14.42 | 57.96 | 123.1 | 12.03 | 1 | 8.34 |
| 5/3/2015 | 16:00:00 | 14.86 | 58.75 | 124.2 | 12.02 | 1 | 8.34 |
| 5/3/2015 | 17:00:00 | 15.27 | 59.49 | 122.2 | 11.73 | 1 | 8.35 |
| 5/3/2015 | 18:00:00 | 15.6 | 60.08 | 121.1 | 11.54 | 1 | 8.34 |
| 5/3/2015 | 19:00:00 | 15.82 | 60.48 | 122.1 | 11.58 | 1 | 8.35 |
| 5/3/2015 | 20:00:00 | 16.14 | 61.05 | 121.2 | 11.42 | 1 | 8.37 |
| 5/3/2015 | 21:00:00 | 16.31 | 61.36 | 117 | 10.98 | 1 | 8.35 |
| 5/3/2015 | 22:00:00 | 16.38 | 61.49 | 115.5 | 10.82 | 1 | 8.34 |
| 5/3/2015 | 23:00:00 | 16.43 | 61.57 | 113.9 | 10.66 | 1 | 8.35 |
| 5/4/2015 | 0:00:00 | 16.41 | 61.54 | 112.7 | 10.55 | 1 | 8.34 |
| 5/4/2015 | 1:00:00 | 16.4 | 61.52 | 111.8 | 10.47 | 1 | 8.35 |
| 5/4/2015 | 2:00:00 | 16.32 | 61.38 | 109.4 | 10.26 | 1 | 8.32 |
| 5/4/2015 | 3:00:00 | 16.29 | 61.32 | 110.2 | 10.35 | 1 | 8.34 |
| 5/4/2015 | 4:00:00 | 16.17 | 61.11 | 107.5 | 10.12 | 1 | 8.34 |
| 5/4/2015 | 5:00:00 | 15.97 | 60.76 | 107.3 | 10.14 | 1 | 8.3 |
| 5/4/2015 | 6:00:00 | 15.76 | 60.38 | 107.1 | 10.17 | 1 | 8.35 |
| 5/4/2015 | 7:00:00 | 15.56 | 60.01 | 106.9 | 10.19 | 1 | 8.35 |
| 5/4/2015 | 8:00:00 | 15.36 | 59.65 | 106.9 | 10.24 | 1 | 8.35 |
| 5/4/2015 | 9:00:00 | 15.13 | 59.24 | 106.7 | 10.27 | 1 | 8.32 |
| 5/4/2015 | 10:00:00 | 14.89 | 58.81 | 110 | 10.64 | 1 | 8.32 |
| 5/4/2015 | 11:00:00 | 14.74 | 58.54 | 110.7 | 10.74 | 1 | 8.3 |

| | | | | | | | |
|----------|----------|-------|-------|-------|-------|---|------|
| 5/4/2015 | 12:00:00 | 14.71 | 58.49 | 112.6 | 10.94 | 1 | 8.34 |
| 5/4/2015 | 13:00:00 | 14.93 | 58.88 | 116.3 | 11.25 | 1 | 8.32 |
| 5/4/2015 | 14:00:00 | 15.22 | 59.40 | 119.7 | 11.5 | 1 | 8.32 |
| 5/4/2015 | 15:00:00 | 15.51 | 59.92 | 119.2 | 11.38 | 1 | 8.32 |
| 5/4/2015 | 16:00:00 | 15.72 | 60.30 | 119.9 | 11.4 | 1 | 8.32 |
| 5/4/2015 | 17:00:00 | 16.02 | 60.84 | 121.3 | 11.46 | 1 | 8.3 |
| 5/4/2015 | 18:00:00 | 16.28 | 61.32 | 120.3 | 11.3 | 1 | 8.32 |
| 5/4/2015 | 19:00:00 | 16.52 | 61.75 | 116.5 | 10.89 | 1 | 8.34 |
| 5/4/2015 | 20:00:00 | 16.65 | 61.97 | 115.6 | 10.77 | 1 | 8.3 |
| 5/4/2015 | 21:00:00 | 16.65 | 61.97 | 115.9 | 10.8 | 1 | 8.32 |
| 5/4/2015 | 22:00:00 | 16.62 | 61.91 | 112 | 10.45 | 1 | 8.32 |
| 5/4/2015 | 23:00:00 | 16.55 | 61.79 | 112.6 | 10.51 | 1 | 8.3 |
| 5/5/2015 | 0:00:00 | 16.5 | 61.70 | 107.8 | 10.08 | 1 | 8.51 |
| 5/5/2015 | 1:00:00 | 16.36 | 61.46 | 107 | 10.03 | 1 | 8.51 |
| 5/5/2015 | 2:00:00 | 16.23 | 61.22 | 106.8 | 10.04 | 1 | 8.51 |
| 5/5/2015 | 3:00:00 | 16.04 | 60.87 | 106.1 | 10.02 | 1 | 8.49 |
| 5/5/2015 | 4:00:00 | 15.81 | 60.46 | 105.1 | 9.97 | 1 | 8.49 |
| 5/5/2015 | 5:00:00 | 15.59 | 60.06 | 107.6 | 10.25 | 1 | 8.47 |
| 5/5/2015 | 6:00:00 | 15.34 | 59.61 | 105.1 | 10.07 | 1 | 8.47 |
| 5/5/2015 | 7:00:00 | 15.01 | 59.01 | 107.9 | 10.41 | 1 | 8.52 |
| 5/5/2015 | 8:00:00 | 14.66 | 58.39 | 106.3 | 10.34 | 1 | 8.49 |
| 5/5/2015 | 9:00:00 | 14.3 | 57.75 | 106.8 | 10.47 | 1 | 8.49 |
| 5/5/2015 | 10:00:00 | 13.97 | 57.15 | 108.2 | 10.68 | 1 | 8.49 |
| 5/5/2015 | 11:00:00 | 13.86 | 56.95 | 112.8 | 11.16 | 1 | 8.49 |
| 5/5/2015 | 12:00:00 | 13.85 | 56.94 | 116.6 | 11.54 | 1 | 8.47 |
| 5/5/2015 | 13:00:00 | 14.04 | 57.28 | 119.1 | 11.74 | 1 | 8.47 |
| 5/5/2015 | 14:00:00 | 14.33 | 57.80 | 120.4 | 11.79 | 1 | 8.51 |
| 5/5/2015 | 15:00:00 | 14.69 | 58.45 | 123.3 | 11.98 | 1 | 8.49 |
| 5/5/2015 | 16:00:00 | 15.03 | 59.05 | 122.1 | 11.78 | 1 | 8.49 |
| 5/5/2015 | 17:00:00 | 15.35 | 59.63 | 119.4 | 11.44 | 1 | 8.47 |
| 5/5/2015 | 18:00:00 | 15.62 | 60.11 | 118 | 11.24 | 1 | 8.47 |
| 5/5/2015 | 19:00:00 | 15.85 | 60.53 | 115.7 | 10.96 | 1 | 8.49 |
| 5/5/2015 | 20:00:00 | 15.93 | 60.67 | 116.1 | 10.99 | 1 | 8.47 |
| 5/5/2015 | 21:00:00 | 15.96 | 60.73 | 112.3 | 10.62 | 1 | 8.47 |
| 5/5/2015 | 22:00:00 | 15.97 | 60.75 | 112.2 | 10.61 | 1 | 8.47 |
| 5/5/2015 | 23:00:00 | 15.97 | 60.75 | 108.1 | 10.22 | 1 | 8.47 |
| 5/6/2015 | 0:00:00 | 15.93 | 60.67 | 109.2 | 10.33 | 1 | 8.47 |
| 5/6/2015 | 1:00:00 | 15.85 | 60.53 | 106.1 | 10.06 | 1 | 8.44 |
| 5/6/2015 | 2:00:00 | 15.73 | 60.32 | 105.1 | 9.99 | 1 | 8.49 |
| 5/6/2015 | 3:00:00 | 15.59 | 60.07 | 106.2 | 10.12 | 1 | 8.51 |
| 5/6/2015 | 4:00:00 | 15.38 | 59.69 | 106.1 | 10.15 | 1 | 8.47 |
| 5/6/2015 | 5:00:00 | 15.19 | 59.35 | 105.9 | 10.17 | 1 | 8.51 |
| 5/6/2015 | 6:00:00 | 14.97 | 58.95 | 104.9 | 10.13 | 1 | 8.49 |
| 5/6/2015 | 7:00:00 | 14.67 | 58.40 | 105.8 | 10.29 | 1 | 8.47 |
| 5/6/2015 | 8:00:00 | 14.39 | 57.90 | 103.3 | 10.1 | 1 | 8.49 |
| 5/6/2015 | 9:00:00 | 14.01 | 57.22 | 104.1 | 10.27 | 1 | 8.47 |
| 5/6/2015 | 10:00:00 | 13.75 | 56.76 | 108.9 | 10.8 | 1 | 8.49 |

| | | | | | | | |
|----------|----------|-------|-------|-------|-------|---|------|
| 5/6/2015 | 11:00:00 | 13.55 | 56.39 | 112.1 | 11.17 | 1 | 8.47 |
| 5/6/2015 | 12:00:00 | 13.55 | 56.40 | 118.2 | 11.77 | 1 | 8.47 |
| 5/6/2015 | 13:00:00 | 13.57 | 56.43 | 114.6 | 11.41 | 1 | 8.49 |
| 5/6/2015 | 14:00:00 | 13.75 | 56.75 | 122.6 | 12.16 | 1 | 8.47 |
| 5/6/2015 | 15:00:00 | 13.92 | 57.05 | 123.6 | 12.22 | 1 | 8.47 |
| 5/6/2015 | 16:00:00 | 14.15 | 57.48 | 123.8 | 12.17 | 1 | 8.47 |
| 5/6/2015 | 17:00:00 | 14.6 | 58.29 | 120.4 | 11.73 | 1 | 8.47 |
| 5/6/2015 | 18:00:00 | 14.85 | 58.73 | 120 | 11.62 | 1 | 8.47 |
| 5/6/2015 | 19:00:00 | 15.05 | 59.09 | 118.9 | 11.47 | 1 | 8.47 |
| 5/6/2015 | 20:00:00 | 15.17 | 59.31 | 119.3 | 11.48 | 1 | 8.47 |
| 5/6/2015 | 21:00:00 | 15.24 | 59.43 | 114.5 | 11 | 1 | 8.47 |
| 5/6/2015 | 22:00:00 | 15.29 | 59.53 | 112.7 | 10.81 | 1 | 8.45 |
| 5/6/2015 | 23:00:00 | 15.31 | 59.56 | 112.5 | 10.79 | 1 | 8.44 |
| 5/7/2015 | 0:00:00 | 15.26 | 59.48 | 109.2 | 10.48 | 1 | 8.47 |
| 5/7/2015 | 1:00:00 | 15.21 | 59.38 | 108.4 | 10.42 | 1 | 8.45 |
| 5/7/2015 | 2:00:00 | 15.15 | 59.28 | 107.7 | 10.36 | 1 | 8.47 |
| 5/7/2015 | 3:00:00 | 15.06 | 59.11 | 112.2 | 10.82 | 1 | 8.44 |
| 5/7/2015 | 4:00:00 | 14.96 | 58.93 | 112 | 10.82 | 1 | 8.45 |
| 5/7/2015 | 5:00:00 | 14.82 | 58.68 | 113.8 | 11.03 | 1 | 8.45 |
| 5/7/2015 | 6:00:00 | 14.71 | 58.47 | 111.1 | 10.79 | 1 | 8.47 |
| 5/7/2015 | 7:00:00 | 14.52 | 58.14 | 113.2 | 11.04 | 1 | 8.44 |
| 5/7/2015 | 8:00:00 | 14.35 | 57.83 | 110.7 | 10.84 | 1 | 8.44 |
| 5/7/2015 | 9:00:00 | 14.14 | 57.45 | 113.3 | 11.14 | 1 | 8.44 |
| 5/7/2015 | 10:00:00 | 14.05 | 57.29 | 112.8 | 11.12 | 1 | 8.47 |
| 5/7/2015 | 11:00:00 | 14.07 | 57.33 | 115 | 11.32 | 1 | 8.47 |
| 5/7/2015 | 12:00:00 | 14.19 | 57.54 | 119.3 | 11.72 | 1 | 8.45 |
| 5/7/2015 | 13:00:00 | 14.48 | 58.07 | 121.2 | 11.83 | 1 | 8.45 |
| 5/7/2015 | 14:00:00 | 14.85 | 58.74 | 120.3 | 11.65 | 1 | 8.45 |
| 5/7/2015 | 15:00:00 | 15.28 | 59.51 | 122.1 | 11.71 | 1 | 8.45 |
| 5/7/2015 | 16:00:00 | 15.46 | 59.84 | 121.4 | 11.6 | 1 | 8.47 |
| 5/7/2015 | 17:00:00 | 16.01 | 60.82 | 123 | 11.62 | 1 | 8.47 |
| 5/7/2015 | 18:00:00 | 16.33 | 61.41 | 122.8 | 11.52 | 1 | 8.44 |
| 5/7/2015 | 19:00:00 | 16.6 | 61.89 | 121.9 | 11.37 | 1 | 8.47 |
| 5/7/2015 | 20:00:00 | 16.85 | 62.34 | 122.8 | 11.39 | 1 | 8.44 |
| 5/7/2015 | 21:00:00 | 17.18 | 62.92 | 118.8 | 10.95 | 1 | 8.45 |
| 5/7/2015 | 22:00:00 | 17.3 | 63.14 | 116.5 | 10.71 | 1 | 8.47 |
| 5/7/2015 | 23:00:00 | 17.4 | 63.32 | 113.8 | 10.44 | 1 | 8.44 |
| 5/8/2015 | 0:00:00 | 17.32 | 63.18 | 113.4 | 10.42 | 1 | 8.44 |
| 5/8/2015 | 1:00:00 | 17.21 | 62.98 | 111 | 10.22 | 1 | 8.47 |
| 5/8/2015 | 2:00:00 | 17.12 | 62.82 | 110.3 | 10.17 | 1 | 8.44 |
| 5/8/2015 | 3:00:00 | 17.06 | 62.72 | 109.4 | 10.1 | 1 | 8.44 |
| 5/8/2015 | 4:00:00 | 17.05 | 62.70 | 110.8 | 10.24 | 1 | 8.42 |
| 5/8/2015 | 5:00:00 | 17 | 62.61 | 110.8 | 10.25 | 1 | 8.45 |
| 5/8/2015 | 6:00:00 | 16.88 | 62.38 | 109.5 | 10.16 | 1 | 8.45 |
| 5/8/2015 | 7:00:00 | 16.72 | 62.10 | 109.2 | 10.16 | 1 | 8.45 |
| 5/8/2015 | 8:00:00 | 16.55 | 61.80 | 111.2 | 10.38 | 1 | 8.45 |
| 5/8/2015 | 9:00:00 | 16.44 | 61.59 | 109 | 10.21 | 1 | 8.42 |

| | | | | | | | |
|-----------|----------|-------|-------|-------|-------|---|------|
| 5/8/2015 | 10:00:00 | 16.33 | 61.40 | 111.1 | 10.42 | 1 | 8.42 |
| 5/8/2015 | 11:00:00 | 16.38 | 61.48 | 114 | 10.69 | 1 | 8.42 |
| 5/8/2015 | 12:00:00 | 16.57 | 61.82 | 115.9 | 10.82 | 1 | 8.45 |
| 5/8/2015 | 13:00:00 | 16.64 | 61.95 | 117.5 | 10.95 | 1 | 8.42 |
| 5/8/2015 | 14:00:00 | 16.82 | 62.27 | 120.5 | 11.19 | 1 | 8.44 |
| 5/8/2015 | 15:00:00 | 17.1 | 62.78 | 120.3 | 11.11 | 1 | 8.45 |
| 5/8/2015 | 16:00:00 | 17.1 | 62.79 | 120.2 | 11.09 | 1 | 8.45 |
| 5/8/2015 | 17:00:00 | 17.49 | 63.49 | 120.5 | 11.03 | 1 | 8.44 |
| 5/8/2015 | 18:00:00 | 17.61 | 63.70 | 121.5 | 11.09 | 1 | 8.44 |
| 5/8/2015 | 19:00:00 | 17.77 | 63.98 | 121.4 | 11.05 | 1 | 8.45 |
| 5/8/2015 | 20:00:00 | 17.94 | 64.30 | 120.5 | 10.93 | 1 | 8.44 |
| 5/8/2015 | 21:00:00 | 18.04 | 64.47 | 118.7 | 10.75 | 1 | 8.44 |
| 5/8/2015 | 22:00:00 | 17.96 | 64.33 | 114 | 10.34 | 1 | 8.44 |
| 5/8/2015 | 23:00:00 | 17.91 | 64.24 | 112.5 | 10.21 | 1 | 8.45 |
| 5/9/2015 | 0:00:00 | 17.75 | 63.95 | 110.8 | 10.09 | 1 | 8.42 |
| 5/9/2015 | 1:00:00 | 17.6 | 63.68 | 109.9 | 10.04 | 1 | 8.42 |
| 5/9/2015 | 2:00:00 | 17.41 | 63.34 | 111.8 | 10.25 | 1 | 8.42 |
| 5/9/2015 | 3:00:00 | 17.29 | 63.12 | 109.5 | 10.07 | 1 | 8.44 |
| 5/9/2015 | 4:00:00 | 17.12 | 62.82 | 108.7 | 10.03 | 1 | 8.44 |
| 5/9/2015 | 5:00:00 | 16.94 | 62.49 | 110.1 | 10.2 | 1 | 8.42 |
| 5/9/2015 | 6:00:00 | 16.74 | 62.14 | 107.8 | 10.02 | 1 | 8.42 |
| 5/9/2015 | 7:00:00 | 16.57 | 61.84 | 108.2 | 10.1 | 1 | 8.4 |
| 5/9/2015 | 8:00:00 | 16.34 | 61.42 | 108.5 | 10.17 | 1 | 8.42 |
| 5/9/2015 | 9:00:00 | 16.12 | 61.03 | 110.8 | 10.44 | 1 | 8.39 |
| 5/9/2015 | 10:00:00 | 15.9 | 60.63 | 110.4 | 10.45 | 1 | 8.4 |
| 5/9/2015 | 11:00:00 | 15.73 | 60.31 | 114.8 | 10.91 | 1 | 8.4 |
| 5/9/2015 | 12:00:00 | 15.58 | 60.05 | 117 | 11.15 | 1 | 8.4 |
| 5/9/2015 | 13:00:00 | 15.62 | 60.12 | 120.7 | 11.5 | 1 | 8.4 |
| 5/9/2015 | 14:00:00 | 15.69 | 60.25 | 120.4 | 11.45 | 1 | 8.42 |
| 5/9/2015 | 15:00:00 | 15.86 | 60.55 | 122.1 | 11.57 | 1 | 8.4 |
| 5/9/2015 | 16:00:00 | 16.15 | 61.07 | 123.4 | 11.62 | 1 | 8.42 |
| 5/9/2015 | 17:00:00 | 16.29 | 61.33 | 123.6 | 11.61 | 1 | 8.42 |
| 5/9/2015 | 18:00:00 | 16.33 | 61.39 | 124.2 | 11.65 | 1 | 8.3 |
| 5/9/2015 | 19:00:00 | 16.37 | 61.47 | 125 | 11.72 | 1 | 8.4 |
| 5/9/2015 | 20:00:00 | 16.44 | 61.59 | 122.7 | 11.49 | 1 | 8.4 |
| 5/9/2015 | 21:00:00 | 16.39 | 61.51 | 118.5 | 11.11 | 1 | 8.42 |
| 5/9/2015 | 22:00:00 | 16.23 | 61.22 | 116.8 | 10.98 | 1 | 8.39 |
| 5/9/2015 | 23:00:00 | 16.03 | 60.87 | 115.1 | 10.87 | 1 | 8.4 |
| 5/10/2015 | 0:00:00 | 15.84 | 60.51 | 113.6 | 10.77 | 1 | 8.4 |
| 5/10/2015 | 1:00:00 | 15.66 | 60.19 | 114.9 | 10.94 | 1 | 8.4 |
| 5/10/2015 | 2:00:00 | 15.48 | 59.87 | 111.8 | 10.68 | 1 | 8.4 |
| 5/10/2015 | 3:00:00 | 15.29 | 59.53 | 113.6 | 10.9 | 1 | 8.4 |
| 5/10/2015 | 4:00:00 | 15.07 | 59.13 | 112.8 | 10.87 | 1 | 8.37 |
| 5/10/2015 | 5:00:00 | 14.83 | 58.70 | 112.4 | 10.89 | 1 | 8.4 |
| 5/10/2015 | 6:00:00 | 14.6 | 58.28 | 110.2 | 10.73 | 1 | 8.4 |
| 5/10/2015 | 7:00:00 | 14.37 | 57.86 | 109.6 | 10.72 | 1 | 8.4 |
| 5/10/2015 | 8:00:00 | 14.22 | 57.61 | 109.9 | 10.79 | 1 | 8.39 |

| | | | | | | | |
|-----------|----------|-------|-------|-------|-------|---|-------------------------------|
| 5/10/2015 | 9:00:00 | 14.07 | 57.33 | 110.9 | 10.92 | 1 | 8.37 |
| 5/10/2015 | 10:00:00 | 13.9 | 57.02 | 112.8 | 11.15 | 1 | 8.37 |
| 5/10/2015 | 11:00:00 | 13.85 | 56.93 | 115.9 | 11.47 | 1 | 8.35 |
| 5/10/2015 | 12:00:00 | 13.81 | 56.86 | 117.7 | 11.66 | 1 | 8.34 |
| 5/10/2015 | 13:00:00 | 13.74 | 56.74 | 119.3 | 11.84 | 1 | 8.39 |
| 5/10/2015 | 14:00:00 | 13.59 | 56.46 | 119.2 | 11.86 | 1 | 8.39 |
| | | | | | | | Out of water, maint, download |
| 5/10/2015 | 17:00:00 | 13.8 | 56.84 | 124 | 12.29 | 1 | 9.42 |
| 5/10/2015 | 18:00:00 | 14.06 | 57.30 | 126 | 12.42 | 1 | 9.41 |
| 5/10/2015 | 19:00:00 | 14.03 | 57.26 | 123.2 | 12.14 | 1 | 9.41 |
| 5/10/2015 | 20:00:00 | 13.93 | 57.08 | 121.2 | 11.98 | 1 | 9.35 |
| 5/10/2015 | 21:00:00 | 13.89 | 57.01 | 121.9 | 12.06 | 1 | 9.41 |
| 5/10/2015 | 22:00:00 | 13.85 | 56.94 | 121.1 | 11.98 | 1 | 9.35 |
| 5/10/2015 | 23:00:00 | 13.82 | 56.87 | 116.6 | 11.55 | 1 | 9.35 |
| 5/11/2015 | 0:00:00 | 13.78 | 56.81 | 117.2 | 11.62 | 1 | 9.34 |
| 5/11/2015 | 1:00:00 | 13.73 | 56.72 | 114.4 | 11.36 | 1 | 9.32 |
| 5/11/2015 | 2:00:00 | 13.7 | 56.66 | 113.9 | 11.31 | 1 | 9.29 |
| 5/11/2015 | 3:00:00 | 13.64 | 56.56 | 113.1 | 11.25 | 1 | 9.25 |
| 5/11/2015 | 4:00:00 | 13.57 | 56.43 | 114.7 | 11.42 | 1 | 9.27 |
| 5/11/2015 | 5:00:00 | 13.49 | 56.29 | 114.3 | 11.4 | 1 | 9.25 |
| 5/11/2015 | 6:00:00 | 13.38 | 56.09 | 111.7 | 11.17 | 1 | 9.24 |
| 5/11/2015 | 7:00:00 | 13.29 | 55.93 | 113.6 | 11.39 | 1 | 9.18 |
| 5/11/2015 | 8:00:00 | 13.19 | 55.74 | 113.4 | 11.39 | 1 | 9.13 |
| 5/11/2015 | 9:00:00 | 13.08 | 55.55 | 111.2 | 11.2 | 1 | 9.18 |
| 5/11/2015 | 10:00:00 | 12.99 | 55.38 | 114.2 | 11.53 | 1 | 9.22 |
| 5/11/2015 | 11:00:00 | 12.85 | 55.14 | 112.5 | 11.38 | 1 | 9.18 |
| 5/11/2015 | 12:00:00 | 12.74 | 54.93 | 112.9 | 11.45 | 1 | 9.17 |
| 5/11/2015 | 13:00:00 | 12.61 | 54.71 | 115.8 | 11.78 | 1 | 9.17 |
| 5/11/2015 | 14:00:00 | 12.48 | 54.46 | 114.8 | 11.71 | 1 | 9.15 |
| 5/11/2015 | 15:00:00 | 12.39 | 54.31 | 117.9 | 12.06 | 1 | 9.13 |
| 5/11/2015 | 16:00:00 | 12.34 | 54.22 | 118.6 | 12.14 | 1 | 9.15 |
| 5/11/2015 | 17:00:00 | 12.29 | 54.12 | 117 | 11.99 | 1 | 9.1 |
| 5/11/2015 | 18:00:00 | 12.21 | 53.98 | 119.2 | 12.24 | 1 | 9.12 |
| 5/11/2015 | 19:00:00 | 12.22 | 54.01 | 117.5 | 12.06 | 1 | 9.12 |
| 5/11/2015 | 20:00:00 | 12.26 | 54.08 | 118.6 | 12.17 | 1 | 9.01 |
| 5/11/2015 | 21:00:00 | 12.26 | 54.08 | 120.3 | 12.34 | 1 | 9.08 |
| 5/11/2015 | 22:00:00 | 12.22 | 53.99 | 119.2 | 12.24 | 1 | 9.05 |
| 5/11/2015 | 23:00:00 | 12.17 | 53.91 | 117.5 | 12.08 | 1 | 9.07 |
| 5/12/2015 | 0:00:00 | 12.12 | 53.82 | 114.4 | 11.77 | 1 | 9.03 |
| 5/12/2015 | 1:00:00 | 12.09 | 53.76 | 114.1 | 11.75 | 1 | 9.08 |
| 5/12/2015 | 2:00:00 | 12.04 | 53.68 | 113.9 | 11.74 | 1 | 9.03 |
| 5/12/2015 | 3:00:00 | 11.98 | 53.57 | 116 | 11.97 | 1 | 9.01 |
| 5/12/2015 | 4:00:00 | 11.92 | 53.45 | 113.5 | 11.73 | 1 | 9.01 |
| 5/12/2015 | 5:00:00 | 11.87 | 53.38 | 115.5 | 11.95 | 1 | 9.01 |
| 5/12/2015 | 6:00:00 | 11.82 | 53.27 | 113 | 11.71 | 1 | 9.03 |
| 5/12/2015 | 7:00:00 | 11.73 | 53.12 | 113 | 11.73 | 1 | 9.01 |
| 5/12/2015 | 8:00:00 | 11.65 | 52.97 | 115.1 | 11.97 | 1 | 8.98 |

| | | | | | | | |
|-----------|----------|-------|-------|-------|-------|---|------|
| 5/12/2015 | 9:00:00 | 11.57 | 52.82 | 112.9 | 11.76 | 1 | 8.98 |
| 5/12/2015 | 10:00:00 | 11.45 | 52.61 | 113.5 | 11.86 | 1 | 9 |
| 5/12/2015 | 11:00:00 | 11.35 | 52.43 | 114.6 | 12 | 1 | 8.96 |
| 5/12/2015 | 12:00:00 | 11.33 | 52.40 | 119 | 12.46 | 1 | 8.9 |
| 5/12/2015 | 13:00:00 | 11.41 | 52.53 | 118.3 | 12.37 | 1 | 8.93 |
| 5/12/2015 | 14:00:00 | 11.35 | 52.44 | 119.1 | 12.48 | 1 | 8.96 |
| 5/12/2015 | 15:00:00 | 11.45 | 52.61 | 120.6 | 12.6 | 1 | 8.93 |
| 5/12/2015 | 16:00:00 | 11.5 | 52.70 | 121.4 | 12.67 | 1 | 8.93 |
| 5/12/2015 | 17:00:00 | 11.6 | 52.88 | 124.5 | 12.97 | 1 | 8.95 |
| 5/12/2015 | 18:00:00 | 11.64 | 52.96 | 124.8 | 12.98 | 1 | 8.91 |
| 5/12/2015 | 19:00:00 | 11.7 | 53.07 | 125.3 | 13.01 | 1 | 8.95 |
| 5/12/2015 | 20:00:00 | 11.65 | 52.97 | 122.8 | 12.77 | 1 | 8.91 |
| 5/12/2015 | 21:00:00 | 11.6 | 52.89 | 121.6 | 12.66 | 1 | 8.91 |
| 5/12/2015 | 22:00:00 | 11.53 | 52.75 | 120.2 | 12.54 | 1 | 8.93 |
| 5/12/2015 | 23:00:00 | 11.43 | 52.58 | 120.9 | 12.64 | 1 | 8.91 |
| 5/13/2015 | 0:00:00 | 11.33 | 52.40 | 117.5 | 12.31 | 1 | 8.9 |
| 5/13/2015 | 1:00:00 | 11.24 | 52.24 | 119.4 | 12.54 | 1 | 8.88 |
| 5/13/2015 | 2:00:00 | 11.13 | 52.03 | 116.8 | 12.29 | 1 | 8.91 |
| 5/13/2015 | 3:00:00 | 10.98 | 51.77 | 118.6 | 12.53 | 1 | 8.88 |
| 5/13/2015 | 4:00:00 | 10.79 | 51.43 | 116 | 12.31 | 1 | 8.88 |
| 5/13/2015 | 5:00:00 | 10.68 | 51.23 | 118.1 | 12.57 | 1 | 8.86 |
| 5/13/2015 | 6:00:00 | 10.48 | 50.87 | 115.8 | 12.37 | 1 | 8.88 |
| 5/13/2015 | 7:00:00 | 10.3 | 50.55 | 118.1 | 12.67 | 1 | 8.85 |
| 5/13/2015 | 8:00:00 | 10.14 | 50.25 | 117.9 | 12.7 | 1 | 8.85 |
| 5/13/2015 | 9:00:00 | 9.95 | 49.92 | 118.6 | 12.83 | 1 | 8.81 |
| 5/13/2015 | 10:00:00 | 9.79 | 49.63 | 117.2 | 12.73 | 1 | 8.81 |
| 5/13/2015 | 11:00:00 | 9.81 | 49.66 | 118.9 | 12.91 | 1 | 8.85 |
| 5/13/2015 | 12:00:00 | 10.05 | 50.09 | 121 | 13.06 | 1 | 8.81 |
| 5/13/2015 | 13:00:00 | 10.4 | 50.73 | 122.6 | 13.13 | 1 | 8.83 |
| 5/13/2015 | 14:00:00 | 10.69 | 51.25 | 126.6 | 13.46 | 1 | 8.83 |
| 5/13/2015 | 15:00:00 | 11.03 | 51.85 | 125.7 | 13.26 | 1 | 8.83 |
| 5/13/2015 | 16:00:00 | 11.43 | 52.58 | 126.9 | 13.26 | 1 | 8.79 |
| 5/13/2015 | 17:00:00 | 11.88 | 53.39 | 127.8 | 13.22 | 1 | 8.79 |
| 5/13/2015 | 18:00:00 | 12.08 | 53.76 | 130 | 13.39 | 1 | 8.78 |
| 5/13/2015 | 19:00:00 | 12.65 | 54.77 | 129.9 | 13.2 | 1 | 8.81 |
| 5/13/2015 | 20:00:00 | 12.83 | 55.10 | 126.7 | 12.83 | 1 | 8.79 |
| 5/13/2015 | 21:00:00 | 12.82 | 55.07 | 125.4 | 12.7 | 1 | 8.78 |
| 5/13/2015 | 22:00:00 | 12.8 | 55.04 | 126.1 | 12.78 | 1 | 8.78 |
| 5/13/2015 | 23:00:00 | 13.03 | 55.46 | 121.6 | 12.26 | 1 | 8.73 |
| 5/14/2015 | 0:00:00 | 12.96 | 55.33 | 120 | 12.11 | 1 | 8.78 |
| 5/14/2015 | 1:00:00 | 12.91 | 55.24 | 118.8 | 12 | 1 | 8.78 |
| 5/14/2015 | 2:00:00 | 12.83 | 55.10 | 117.8 | 11.92 | 1 | 8.78 |
| 5/14/2015 | 3:00:00 | 12.7 | 54.87 | 118.9 | 12.07 | 1 | 8.78 |
| 5/14/2015 | 4:00:00 | 12.62 | 54.72 | 116 | 11.8 | 1 | 8.78 |
| 5/14/2015 | 5:00:00 | 12.51 | 54.52 | 115.4 | 11.77 | 1 | 8.74 |
| 5/14/2015 | 6:00:00 | 12.34 | 54.21 | 114.7 | 11.74 | 1 | 8.78 |
| 5/14/2015 | 7:00:00 | 12.15 | 53.87 | 114.5 | 11.77 | 1 | 8.74 |

| | | | | | | | |
|-----------|----------|-------|-------|-------|-------|---|------|
| 5/14/2015 | 8:00:00 | 11.96 | 53.53 | 116.6 | 12.04 | 1 | 8.74 |
| 5/14/2015 | 9:00:00 | 11.72 | 53.10 | 114.7 | 11.91 | 1 | 8.74 |
| 5/14/2015 | 10:00:00 | 11.59 | 52.86 | 115.7 | 12.05 | 1 | 8.71 |
| 5/14/2015 | 11:00:00 | 11.5 | 52.70 | 117.6 | 12.27 | 1 | 8.71 |
| 5/14/2015 | 12:00:00 | 11.57 | 52.83 | 122.2 | 12.73 | 1 | 8.74 |
| 5/14/2015 | 13:00:00 | 11.65 | 52.98 | 121.9 | 12.67 | 1 | 8.69 |
| 5/14/2015 | 14:00:00 | 11.71 | 53.08 | 123.2 | 12.79 | 1 | 8.68 |
| 5/14/2015 | 15:00:00 | 11.86 | 53.35 | 124 | 12.84 | 1 | 8.69 |
| 5/14/2015 | 16:00:00 | 11.93 | 53.49 | 127.2 | 13.15 | 1 | 8.68 |
| 5/14/2015 | 17:00:00 | 12.06 | 53.72 | 127.8 | 13.16 | 1 | 8.71 |
| 5/14/2015 | 18:00:00 | 12.26 | 54.08 | 125.8 | 12.9 | 1 | 8.71 |
| 5/14/2015 | 19:00:00 | 12.46 | 54.43 | 125.5 | 12.82 | 1 | 8.71 |
| 5/14/2015 | 20:00:00 | 12.48 | 54.46 | 124.3 | 12.68 | 1 | 8.69 |
| 5/14/2015 | 21:00:00 | 12.49 | 54.48 | 122.3 | 12.48 | 1 | 8.69 |
| 5/14/2015 | 22:00:00 | 12.48 | 54.47 | 120.4 | 12.29 | 1 | 8.68 |
| 5/14/2015 | 23:00:00 | 12.46 | 54.44 | 118.7 | 12.12 | 1 | 8.68 |
| 5/15/2015 | 0:00:00 | 12.45 | 54.41 | 119.7 | 12.23 | 1 | 8.66 |
| 5/15/2015 | 1:00:00 | 12.43 | 54.38 | 116.7 | 11.92 | 1 | 8.68 |
| 5/15/2015 | 2:00:00 | 12.42 | 54.36 | 118.3 | 12.09 | 1 | 8.66 |
| 5/15/2015 | 3:00:00 | 12.41 | 54.34 | 115.3 | 11.78 | 1 | 8.68 |
| 5/15/2015 | 4:00:00 | 12.39 | 54.31 | 114.2 | 11.68 | 1 | 8.57 |
| 5/15/2015 | 5:00:00 | 12.37 | 54.27 | 113.6 | 11.62 | 1 | 8.59 |
| 5/15/2015 | 6:00:00 | 12.31 | 54.16 | 115.3 | 11.81 | 1 | 8.57 |
| 5/15/2015 | 7:00:00 | 12.23 | 54.02 | 114.9 | 11.79 | 1 | 8.62 |
| 5/15/2015 | 8:00:00 | 12.14 | 53.86 | 115 | 11.83 | 1 | 8.57 |
| 5/15/2015 | 9:00:00 | 12.04 | 53.67 | 112.9 | 11.63 | 1 | 8.54 |
| 5/15/2015 | 10:00:00 | 11.93 | 53.47 | 115.5 | 11.94 | 1 | 8.61 |
| 5/15/2015 | 11:00:00 | 11.87 | 53.37 | 117.1 | 12.11 | 1 | 8.57 |
| 5/15/2015 | 12:00:00 | 11.88 | 53.38 | 118.5 | 12.26 | 1 | 8.54 |
| 5/15/2015 | 13:00:00 | 11.86 | 53.36 | 116.7 | 12.08 | 1 | 8.57 |
| 5/15/2015 | 14:00:00 | 11.87 | 53.38 | 118 | 12.21 | 1 | 8.56 |
| 5/15/2015 | 15:00:00 | 12 | 53.60 | 122.3 | 12.62 | 1 | 8.54 |
| 5/15/2015 | 16:00:00 | 12.21 | 53.98 | 121.9 | 12.52 | 1 | 8.54 |
| 5/15/2015 | 17:00:00 | 12.4 | 54.33 | 122.7 | 12.54 | 1 | 8.57 |
| 5/15/2015 | 18:00:00 | 12.39 | 54.30 | 121.3 | 12.41 | 1 | 8.52 |
| 5/15/2015 | 19:00:00 | 12.55 | 54.59 | 121.8 | 12.42 | 1 | 8.56 |
| 5/15/2015 | 20:00:00 | 12.6 | 54.69 | 120.7 | 12.28 | 1 | 8.51 |
| 5/15/2015 | 21:00:00 | 12.67 | 54.82 | 119.9 | 12.18 | 1 | 8.54 |
| 5/15/2015 | 22:00:00 | 12.68 | 54.83 | 120.9 | 12.28 | 1 | 8.52 |
| 5/15/2015 | 23:00:00 | 12.72 | 54.90 | 116.8 | 11.85 | 1 | 8.51 |
| 5/16/2015 | 0:00:00 | 12.73 | 54.92 | 115.7 | 11.74 | 1 | 8.49 |
| 5/16/2015 | 1:00:00 | 12.71 | 54.89 | 115.2 | 11.69 | 1 | 8.4 |
| 5/16/2015 | 2:00:00 | 12.71 | 54.88 | 114.6 | 11.64 | 1 | 8.51 |
| 5/16/2015 | 3:00:00 | 12.69 | 54.85 | 114 | 11.58 | 1 | 8.52 |
| 5/16/2015 | 4:00:00 | 12.67 | 54.81 | 115.8 | 11.77 | 1 | 8.49 |
| 5/16/2015 | 5:00:00 | 12.63 | 54.73 | 113.1 | 11.51 | 1 | 8.49 |
| 5/16/2015 | 6:00:00 | 12.6 | 54.69 | 112.7 | 11.47 | 1 | 8.51 |

| | | | | | | | |
|-----------|----------|-------|-------|-------|-------|---|------|
| 5/16/2015 | 7:00:00 | 12.56 | 54.62 | 114.5 | 11.67 | 1 | 8.49 |
| 5/16/2015 | 8:00:00 | 12.53 | 54.56 | 114.4 | 11.66 | 1 | 8.47 |
| 5/16/2015 | 9:00:00 | 12.51 | 54.52 | 112.5 | 11.48 | 1 | 8.47 |
| 5/16/2015 | 10:00:00 | 12.5 | 54.50 | 113.9 | 11.62 | 1 | 8.47 |
| 5/16/2015 | 11:00:00 | 12.56 | 54.61 | 116.4 | 11.86 | 1 | 8.45 |
| 5/16/2015 | 12:00:00 | 12.64 | 54.76 | 117.2 | 11.91 | 1 | 8.49 |
| 5/16/2015 | 13:00:00 | 12.74 | 54.93 | 120.8 | 12.26 | 1 | 8.47 |
| 5/16/2015 | 14:00:00 | 12.9 | 55.22 | 121.5 | 12.29 | 1 | 8.47 |
| 5/16/2015 | 15:00:00 | 13.06 | 55.51 | 123.2 | 12.41 | 1 | 8.44 |
| 5/16/2015 | 16:00:00 | 13.19 | 55.75 | 121.5 | 12.2 | 1 | 8.44 |
| 5/16/2015 | 17:00:00 | 13.54 | 56.38 | 122.7 | 12.23 | 1 | 8.47 |
| 5/16/2015 | 18:00:00 | 13.83 | 56.90 | 123.5 | 12.23 | 1 | 8.45 |
| 5/16/2015 | 19:00:00 | 14.01 | 57.23 | 124.5 | 12.28 | 1 | 8.44 |
| 5/16/2015 | 20:00:00 | 14.27 | 57.69 | 121.4 | 11.9 | 1 | 8.47 |
| 5/16/2015 | 21:00:00 | 14.42 | 57.96 | 119.8 | 11.71 | 1 | 8.44 |
| 5/16/2015 | 22:00:00 | 14.4 | 57.92 | 120 | 11.73 | 1 | 8.37 |
| 5/16/2015 | 23:00:00 | 14.37 | 57.87 | 116.1 | 11.36 | 1 | 8.47 |
| 5/17/2015 | 0:00:00 | 14.33 | 57.80 | 116.7 | 11.43 | 1 | 8.39 |
| 5/17/2015 | 1:00:00 | 14.33 | 57.80 | 113.9 | 11.15 | 1 | 8.44 |
| 5/17/2015 | 2:00:00 | 14.3 | 57.74 | 115.2 | 11.29 | 1 | 8.4 |
| 5/17/2015 | 3:00:00 | 14.27 | 57.69 | 114.3 | 11.21 | 1 | 8.44 |
| 5/17/2015 | 4:00:00 | 14.23 | 57.62 | 111.7 | 10.96 | 1 | 8.39 |
| 5/17/2015 | 5:00:00 | 14.19 | 57.55 | 110.9 | 10.89 | 1 | 8.42 |
| 5/17/2015 | 6:00:00 | 14.21 | 57.58 | 112.5 | 11.05 | 1 | 8.42 |
| 5/17/2015 | 7:00:00 | 14.21 | 57.58 | 110.1 | 10.81 | 1 | 8.4 |
| 5/17/2015 | 8:00:00 | 14.19 | 57.55 | 111.8 | 10.98 | 1 | 8.4 |
| 5/17/2015 | 9:00:00 | 14.17 | 57.50 | 109.9 | 10.81 | 1 | 8.4 |
| 5/17/2015 | 10:00:00 | 14.16 | 57.50 | 112.9 | 11.09 | 1 | 8.4 |
| 5/17/2015 | 11:00:00 | 14.2 | 57.56 | 112.7 | 11.07 | 1 | 8.39 |
| 5/17/2015 | 12:00:00 | 14.27 | 57.69 | 116.7 | 11.45 | 1 | 8.39 |
| 5/17/2015 | 13:00:00 | 14.5 | 58.11 | 118.1 | 11.52 | 1 | 8.37 |
| 5/17/2015 | 14:00:00 | 14.52 | 58.14 | 116.4 | 11.35 | 1 | 8.39 |
| 5/17/2015 | 15:00:00 | 14.53 | 58.16 | 116 | 11.31 | 1 | 8.37 |
| 5/17/2015 | 16:00:00 | 14.6 | 58.28 | 119.4 | 11.62 | 1 | 8.37 |
| 5/17/2015 | 17:00:00 | 14.53 | 58.15 | 118.6 | 11.56 | 1 | 8.37 |
| 5/17/2015 | 18:00:00 | 14.55 | 58.19 | 116.5 | 11.36 | 1 | 8.37 |
| 5/17/2015 | 19:00:00 | 14.62 | 58.32 | 116.5 | 11.34 | 1 | 8.39 |
| 5/17/2015 | 20:00:00 | 14.7 | 58.46 | 117.9 | 11.45 | 1 | 8.3 |
| 5/17/2015 | 21:00:00 | 14.79 | 58.63 | 115.8 | 11.23 | 1 | 8.35 |
| 5/17/2015 | 22:00:00 | 14.82 | 58.68 | 114.3 | 11.08 | 1 | 8.37 |
| 5/17/2015 | 23:00:00 | 14.85 | 58.73 | 113.6 | 11 | 1 | 8.34 |
| 5/18/2015 | 0:00:00 | 14.85 | 58.73 | 114.3 | 11.07 | 1 | 8.35 |
| 5/18/2015 | 1:00:00 | 14.85 | 58.74 | 111.6 | 10.81 | 1 | 8.32 |
| 5/18/2015 | 2:00:00 | 14.89 | 58.81 | 111.2 | 10.76 | 1 | 8.35 |
| 5/18/2015 | 3:00:00 | 14.86 | 58.75 | 113 | 10.94 | 1 | 8.23 |
| 5/18/2015 | 4:00:00 | 14.82 | 58.68 | 110.5 | 10.71 | 1 | 8.35 |
| 5/18/2015 | 5:00:00 | 14.78 | 58.60 | 110.7 | 10.74 | 1 | 8.37 |

| | | | | | | | |
|-----------|----------|-------|-------|-------|-------|---|------|
| 5/18/2015 | 6:00:00 | 14.72 | 58.50 | 110.7 | 10.75 | 1 | 8.34 |
| 5/18/2015 | 7:00:00 | 14.66 | 58.39 | 110.4 | 10.74 | 1 | 8.34 |
| 5/18/2015 | 8:00:00 | 14.57 | 58.23 | 112.2 | 10.93 | 1 | 8.34 |
| 5/18/2015 | 9:00:00 | 14.5 | 58.10 | 110.5 | 10.78 | 1 | 8.32 |
| 5/18/2015 | 10:00:00 | 14.46 | 58.04 | 113.4 | 11.07 | 1 | 8.37 |
| 5/18/2015 | 11:00:00 | 14.54 | 58.18 | 113.4 | 11.05 | 1 | 8.35 |
| 5/18/2015 | 12:00:00 | 14.85 | 58.73 | 118.2 | 11.44 | 1 | 8.32 |
| 5/18/2015 | 13:00:00 | 15.25 | 59.46 | 120.2 | 11.54 | 1 | 8.35 |
| 5/18/2015 | 14:00:00 | 15.67 | 60.20 | 120 | 11.42 | 1 | 8.3 |
| 5/18/2015 | 15:00:00 | 16.1 | 60.98 | 121.5 | 11.46 | 1 | 8.35 |
| 5/18/2015 | 16:00:00 | 16.49 | 61.69 | 124.5 | 11.64 | 1 | 8.35 |
| 5/18/2015 | 17:00:00 | 16.64 | 61.96 | 123.9 | 11.55 | 1 | 8.37 |
| 5/18/2015 | 18:00:00 | 16.44 | 61.59 | 121.5 | 11.37 | 1 | 8.34 |
| 5/18/2015 | 19:00:00 | 16.59 | 61.86 | 123.9 | 11.56 | 1 | 8.35 |
| 5/18/2015 | 20:00:00 | 16.65 | 61.97 | 120.9 | 11.27 | 1 | 8.27 |
| 5/18/2015 | 21:00:00 | 16.68 | 62.02 | 119 | 11.08 | 1 | 8.28 |
| 5/18/2015 | 22:00:00 | 16.69 | 62.05 | 117.1 | 10.9 | 1 | 8.34 |
| 5/18/2015 | 23:00:00 | 16.63 | 61.95 | 114.4 | 10.66 | 1 | 8.32 |
| 5/19/2015 | 0:00:00 | 16.54 | 61.78 | 114.3 | 10.67 | 1 | 8.34 |
| 5/19/2015 | 1:00:00 | 16.38 | 61.49 | 113.5 | 10.64 | 1 | 8.3 |
| 5/19/2015 | 2:00:00 | 16.22 | 61.19 | 112.1 | 10.54 | 1 | 8.3 |
| 5/19/2015 | 3:00:00 | 15.99 | 60.78 | 111.5 | 10.53 | 1 | 8.34 |
| 5/19/2015 | 4:00:00 | 15.74 | 60.34 | 112.9 | 10.72 | 1 | 8.28 |
| 5/19/2015 | 5:00:00 | 15.52 | 59.94 | 111.9 | 10.68 | 1 | 8.32 |
| 5/19/2015 | 6:00:00 | 15.34 | 59.62 | 111.6 | 10.69 | 1 | 8.32 |
| 5/19/2015 | 7:00:00 | 15.12 | 59.21 | 111.2 | 10.71 | 1 | 8.3 |
| 5/19/2015 | 8:00:00 | 14.85 | 58.73 | 109.2 | 10.57 | 1 | 8.27 |
| 5/19/2015 | 9:00:00 | 14.55 | 58.20 | 109.6 | 10.68 | 1 | 8.3 |
| 5/19/2015 | 10:00:00 | 14.28 | 57.72 | 111.1 | 10.89 | 1 | 8.28 |
| 5/19/2015 | 11:00:00 | 14.11 | 57.41 | 113 | 11.12 | 1 | 8.22 |
| 5/19/2015 | 12:00:00 | 13.92 | 57.05 | 115 | 11.36 | 1 | 8.3 |
| 5/19/2015 | 13:00:00 | 13.78 | 56.81 | 116.8 | 11.58 | 1 | 8.3 |
| 5/19/2015 | 14:00:00 | 13.69 | 56.65 | 118.3 | 11.75 | 1 | 8.27 |
| 5/19/2015 | 15:00:00 | 13.67 | 56.61 | 119.4 | 11.87 | 1 | 8.28 |
| 5/19/2015 | 16:00:00 | 13.48 | 56.27 | 121.9 | 12.16 | 1 | 8.28 |
| 5/19/2015 | 17:00:00 | 13.6 | 56.48 | 123.1 | 12.25 | 1 | 8.27 |
| 5/19/2015 | 18:00:00 | 13.72 | 56.69 | 122.7 | 12.18 | 1 | 8.28 |
| 5/19/2015 | 19:00:00 | 13.74 | 56.74 | 124.7 | 12.37 | 1 | 8.27 |
| 5/19/2015 | 20:00:00 | 13.78 | 56.81 | 123.6 | 12.25 | 1 | 8.28 |
| 5/19/2015 | 21:00:00 | 13.59 | 56.47 | 120.1 | 11.96 | 1 | 8.27 |
| 5/19/2015 | 22:00:00 | 13.38 | 56.09 | 118.7 | 11.87 | 1 | 8.25 |
| 5/19/2015 | 23:00:00 | 13.27 | 55.89 | 119.9 | 12.02 | 1 | 8.27 |
| 5/20/2015 | 0:00:00 | 13.13 | 55.64 | 118.7 | 11.94 | 1 | 8.28 |
| 5/20/2015 | 1:00:00 | 13.02 | 55.44 | 116 | 11.69 | 1 | 8.27 |
| 5/20/2015 | 2:00:00 | 12.91 | 55.23 | 115.5 | 11.68 | 1 | 8.28 |
| 5/20/2015 | 3:00:00 | 12.77 | 54.99 | 114.8 | 11.64 | 1 | 8.27 |
| 5/20/2015 | 4:00:00 | 12.57 | 54.63 | 114.3 | 11.64 | 1 | 8.27 |

| | | | | | | | |
|---|----------|-------|-------|-------|-------|---|------|
| 5/20/2015 | 5:00:00 | 12.35 | 54.23 | 115.9 | 11.87 | 1 | 8.27 |
| 5/20/2015 | 6:00:00 | 12.09 | 53.76 | 115.6 | 11.9 | 1 | 8.25 |
| 5/20/2015 | 7:00:00 | 11.83 | 53.30 | 112.8 | 11.68 | 1 | 8.23 |
| 5/20/2015 | 8:00:00 | 11.59 | 52.86 | 112.6 | 11.73 | 1 | 8.23 |
| 5/20/2015 | 9:00:00 | 11.35 | 52.44 | 113.1 | 11.84 | 1 | 8.25 |
| 5/20/2015 | 10:00:00 | 11.18 | 52.13 | 116.3 | 12.23 | 1 | 8.25 |
| 5/20/2015 | 11:00:00 | 11.22 | 52.19 | 118.4 | 12.44 | 1 | 8.2 |
| 5/20/2015 | 12:00:00 | 11.5 | 52.70 | 118.3 | 12.35 | 1 | 8.23 |
| 5/20/2015 | 13:00:00 | 11.89 | 53.41 | 122.4 | 12.66 | 1 | 8.22 |
| 5/20/2015 | 14:00:00 | 12.31 | 54.16 | 124.1 | 12.72 | 1 | 8.23 |
| 5/20/2015 | 15:00:00 | 12.66 | 54.79 | 125.9 | 12.8 | 1 | 8.25 |
| 5/20/2015 | 16:00:00 | 12.94 | 55.29 | 125.2 | 12.64 | 1 | 8.23 |
| 5/20/2015 | 17:00:00 | 13.19 | 55.75 | 125.8 | 12.64 | 1 | 8.22 |
| 5/20/2015 | 18:00:00 | 13.11 | 55.60 | 127.8 | 12.86 | 1 | 8.25 |
| 5/20/2015 | 19:00:00 | 13.07 | 55.52 | 127.2 | 12.81 | 1 | 8.23 |
| 5/20/2015 | 20:00:00 | 13.24 | 55.84 | 124.4 | 12.48 | 1 | 8.22 |
| 5/20/2015 | 21:00:00 | 13.51 | 56.32 | 123.5 | 12.31 | 1 | 8.22 |
| 5/20/2015 | 22:00:00 | 13.62 | 56.52 | 121.6 | 12.1 | 1 | 8.23 |
| 5/20/2015 | 23:00:00 | 13.65 | 56.58 | 121.3 | 12.06 | 1 | 8.2 |
| 5/21/2015 | 0:00:00 | 13.6 | 56.49 | 119.6 | 11.9 | 1 | 8.23 |
| 5/21/2015 | 1:00:00 | 13.45 | 56.21 | 116.2 | 11.6 | 1 | 8.22 |
| 5/21/2015 | 2:00:00 | 13.31 | 55.96 | 115.5 | 11.57 | 1 | 8.18 |
| 5/21/2015 | 3:00:00 | 13.13 | 55.64 | 116.7 | 11.74 | 1 | 8.22 |
| 5/21/2015 | 4:00:00 | 12.99 | 55.39 | 113.7 | 11.47 | 1 | 8.22 |
| 5/21/2015 | 5:00:00 | 12.87 | 55.16 | 113.3 | 11.46 | 1 | 8.18 |
| 5/21/2015 | 6:00:00 | 12.75 | 54.96 | 113 | 11.46 | 1 | 8.2 |
| 5/21/2015 | 7:00:00 | 12.66 | 54.79 | 112.1 | 11.39 | 1 | 8.22 |
| 5/21/2015 | 8:00:00 | 12.56 | 54.62 | 111.5 | 11.36 | 1 | 8.18 |
| 5/21/2015 | 9:00:00 | 12.44 | 54.40 | 111.5 | 11.39 | 1 | 8.17 |
| 5/21/2015 | 10:00:00 | 12.41 | 54.34 | 115 | 11.76 | 1 | 8.18 |
| 5/21/2015 | 11:00:00 | 12.44 | 54.40 | 113.6 | 11.6 | 1 | 8.13 |
| 5/21/2015 | 12:00:00 | 12.52 | 54.55 | 116 | 11.83 | 1 | 8.15 |
| 5/21/2015 | 13:00:00 | 12.63 | 54.73 | 119.8 | 12.19 | 1 | 8.13 |
| 5/21/2015 | 14:00:00 | 13.21 | 55.78 | 122.4 | 12.29 | 1 | 8.17 |
| 5/21/2015 | 15:00:00 | 13.65 | 56.58 | 122.4 | 12.17 | 1 | 8.17 |
| Out of water, maint, download, calibration | | | | | | | |
| 5/21/2015 | 18:00:00 | 13.93 | 57.07 | 129.4 | 12.92 | 1 | 8.2 |
| 5/21/2015 | 19:00:00 | 13.8 | 56.84 | 127.5 | 12.76 | 1 | 8.18 |
| 5/21/2015 | 20:00:00 | 13.86 | 56.95 | 129.9 | 12.98 | 1 | 8.2 |
| 5/21/2015 | 21:00:00 | 13.83 | 56.90 | 127.1 | 12.7 | 1 | 8.18 |
| 5/21/2015 | 22:00:00 | 13.65 | 56.58 | 125.8 | 12.63 | 1 | 8.2 |
| 5/21/2015 | 23:00:00 | 13.61 | 56.50 | 126.6 | 12.72 | 1 | 8.18 |
| 5/22/2015 | 0:00:00 | 13.47 | 56.24 | 124.3 | 12.52 | 1 | 8.15 |
| 5/22/2015 | 1:00:00 | 13.36 | 56.05 | 121.6 | 12.28 | 1 | 8.17 |
| 5/22/2015 | 2:00:00 | 13.22 | 55.81 | 120.8 | 12.24 | 1 | 8.18 |
| 5/22/2015 | 3:00:00 | 13.05 | 55.50 | 122.6 | 12.47 | 1 | 8.15 |

| | | | | | | | |
|-----------|----------|-------|-------|-------|-------|---|------|
| 5/22/2015 | 4:00:00 | 12.93 | 55.27 | 119.6 | 12.2 | 1 | 8.17 |
| 5/22/2015 | 5:00:00 | 12.81 | 55.06 | 119.2 | 12.19 | 1 | 8.13 |
| 5/22/2015 | 6:00:00 | 12.7 | 54.86 | 118.1 | 12.11 | 1 | 8.15 |
| 5/22/2015 | 7:00:00 | 12.55 | 54.59 | 117.5 | 12.09 | 1 | 8.15 |
| 5/22/2015 | 8:00:00 | 12.38 | 54.28 | 119.4 | 12.33 | 1 | 8.17 |
| 5/22/2015 | 9:00:00 | 12.22 | 54.01 | 119.2 | 12.36 | 1 | 8.15 |
| 5/22/2015 | 10:00:00 | 12.13 | 53.83 | 120 | 12.47 | 1 | 8.1 |
| 5/22/2015 | 11:00:00 | 12.22 | 54.00 | 119.1 | 12.35 | 1 | 8.06 |
| 5/22/2015 | 12:00:00 | 12.54 | 54.57 | 121.7 | 12.53 | 1 | 8.15 |
| 5/22/2015 | 13:00:00 | 13.02 | 55.45 | 124.2 | 12.64 | 1 | 8.15 |
| 5/22/2015 | 14:00:00 | 13.52 | 56.33 | 128.3 | 12.92 | 1 | 8.11 |
| 5/22/2015 | 15:00:00 | 13.8 | 56.84 | 130 | 13.01 | 1 | 8.13 |
| 5/22/2015 | 16:00:00 | 13.97 | 57.16 | 131.8 | 13.13 | 1 | 8.11 |
| 5/22/2015 | 17:00:00 | 14.2 | 57.56 | 132.8 | 13.17 | 1 | 8.13 |
| 5/22/2015 | 18:00:00 | 14.45 | 58.02 | 133 | 13.12 | 1 | 8.17 |
| 5/22/2015 | 19:00:00 | 14.58 | 58.24 | 130.4 | 12.82 | 1 | 8.13 |
| 5/22/2015 | 20:00:00 | 14.73 | 58.51 | 129.3 | 12.68 | 1 | 8.15 |
| 5/22/2015 | 21:00:00 | 14.75 | 58.55 | 129.9 | 12.73 | 1 | 8.11 |
| 5/22/2015 | 22:00:00 | 14.78 | 58.61 | 128.1 | 12.55 | 1 | 8.15 |
| 5/22/2015 | 23:00:00 | 15.04 | 59.08 | 123.8 | 12.05 | 1 | 8.13 |
| 5/23/2015 | 0:00:00 | 15.01 | 59.03 | 124.3 | 12.11 | 1 | 8.1 |
| 5/23/2015 | 1:00:00 | 14.82 | 58.68 | 121.4 | 11.88 | 1 | 8.1 |
| 5/23/2015 | 2:00:00 | 14.56 | 58.21 | 122.2 | 12.03 | 1 | 8.1 |
| 5/23/2015 | 3:00:00 | 14.32 | 57.78 | 119.3 | 11.8 | 1 | 8.05 |
| 5/23/2015 | 4:00:00 | 14.08 | 57.35 | 118.7 | 11.8 | 1 | 8.15 |
| 5/23/2015 | 5:00:00 | 13.85 | 56.93 | 119.1 | 11.9 | 1 | 8.11 |
| 5/23/2015 | 6:00:00 | 13.65 | 56.57 | 118.1 | 11.86 | 1 | 8.11 |
| 5/23/2015 | 7:00:00 | 13.47 | 56.25 | 117.2 | 11.81 | 1 | 8.11 |
| 5/23/2015 | 8:00:00 | 13.32 | 55.97 | 114 | 11.53 | 1 | 8.08 |
| 5/23/2015 | 9:00:00 | 13.16 | 55.68 | 113.9 | 11.56 | 1 | 8.1 |
| 5/23/2015 | 10:00:00 | 13.11 | 55.59 | 114.9 | 11.67 | 1 | 8.03 |
| 5/23/2015 | 11:00:00 | 13.19 | 55.75 | 118.6 | 12.03 | 1 | 8.1 |
| 5/23/2015 | 12:00:00 | 13.57 | 56.43 | 118.9 | 11.96 | 1 | 8.11 |
| 5/23/2015 | 13:00:00 | 14.17 | 57.51 | 121.2 | 12.03 | 1 | 8.06 |
| 5/23/2015 | 14:00:00 | 14.74 | 58.53 | 123.4 | 12.1 | 1 | 8.11 |
| 5/23/2015 | 15:00:00 | 15.16 | 59.30 | 126.6 | 12.3 | 1 | 8.11 |
| 5/23/2015 | 16:00:00 | 15.43 | 59.77 | 126.5 | 12.21 | 1 | 8.08 |
| 5/23/2015 | 17:00:00 | 15.61 | 60.11 | 129.9 | 12.5 | 1 | 8.1 |
| 5/23/2015 | 18:00:00 | 15.71 | 60.29 | 129.6 | 12.43 | 1 | 8.1 |
| 5/23/2015 | 19:00:00 | 15.98 | 60.77 | 126.8 | 12.1 | 1 | 8.1 |
| 5/23/2015 | 20:00:00 | 16.23 | 61.22 | 126.3 | 11.99 | 1 | 8.1 |
| 5/23/2015 | 21:00:00 | 16.26 | 61.27 | 124.7 | 11.83 | 1 | 8.08 |
| 5/23/2015 | 22:00:00 | 16.32 | 61.38 | 124.4 | 11.79 | 1 | 8.11 |
| 5/23/2015 | 23:00:00 | 16.36 | 61.45 | 120.1 | 11.37 | 1 | 8.1 |
| 5/24/2015 | 0:00:00 | 16.36 | 61.45 | 118.3 | 11.2 | 1 | 8.06 |
| 5/24/2015 | 1:00:00 | 16.46 | 61.64 | 117.2 | 11.07 | 1 | 8.13 |
| 5/24/2015 | 2:00:00 | 16.52 | 61.75 | 116.2 | 10.96 | 1 | 8.11 |

| | | | | | | | |
|-----------|----------|-------|-------|-------|-------|---|------|
| 5/24/2015 | 3:00:00 | 16.45 | 61.62 | 115.1 | 10.87 | 1 | 8.08 |
| 5/24/2015 | 4:00:00 | 16.34 | 61.42 | 117.1 | 11.09 | 1 | 8.1 |
| 5/24/2015 | 5:00:00 | 16.2 | 61.17 | 116 | 11.02 | 1 | 8.1 |
| 5/24/2015 | 6:00:00 | 16.1 | 60.98 | 112.6 | 10.72 | 1 | 8.08 |
| 5/24/2015 | 7:00:00 | 16.03 | 60.87 | 112.2 | 10.69 | 1 | 8.06 |
| 5/24/2015 | 8:00:00 | 15.98 | 60.76 | 111 | 10.6 | 1 | 8.08 |
| 5/24/2015 | 9:00:00 | 15.93 | 60.68 | 111.6 | 10.66 | 1 | 7.98 |
| 5/24/2015 | 10:00:00 | 15.94 | 60.69 | 113.7 | 10.86 | 1 | 8 |
| 5/24/2015 | 11:00:00 | 16.04 | 60.88 | 118.3 | 11.28 | 1 | 8.06 |
| 5/24/2015 | 12:00:00 | 16.29 | 61.33 | 119 | 11.28 | 1 | 8.06 |
| 5/24/2015 | 13:00:00 | 16.62 | 61.91 | 123.6 | 11.63 | 1 | 8.03 |
| 5/24/2015 | 14:00:00 | 16.86 | 62.35 | 122.9 | 11.51 | 1 | 8.06 |
| 5/24/2015 | 15:00:00 | 17.13 | 62.83 | 126.6 | 11.79 | 1 | 8.1 |
| 5/24/2015 | 16:00:00 | 17.3 | 63.15 | 125.6 | 11.66 | 1 | 8.1 |
| 5/24/2015 | 17:00:00 | 17.51 | 63.52 | 128.3 | 11.86 | 1 | 8.1 |
| 5/24/2015 | 18:00:00 | 17.65 | 63.77 | 126.3 | 11.63 | 1 | 8.08 |
| 5/24/2015 | 19:00:00 | 17.61 | 63.71 | 125.2 | 11.55 | 1 | 8.08 |
| 5/24/2015 | 20:00:00 | 17.64 | 63.75 | 126.1 | 11.63 | 1 | 8.06 |
| 5/24/2015 | 21:00:00 | 17.7 | 63.87 | 121.5 | 11.19 | 1 | 8.06 |
| 5/24/2015 | 22:00:00 | 17.67 | 63.81 | 120.2 | 11.07 | 1 | 8.08 |
| 5/24/2015 | 23:00:00 | 17.59 | 63.67 | 115.7 | 10.68 | 1 | 8.08 |
| 5/25/2015 | 0:00:00 | 17.54 | 63.57 | 114.5 | 10.57 | 1 | 8.08 |
| 5/25/2015 | 1:00:00 | 17.51 | 63.52 | 115.3 | 10.65 | 1 | 8.08 |
| 5/25/2015 | 2:00:00 | 17.44 | 63.40 | 112.7 | 10.43 | 1 | 8.05 |
| 5/25/2015 | 3:00:00 | 17.34 | 63.22 | 114 | 10.58 | 1 | 8.05 |
| 5/25/2015 | 4:00:00 | 17.23 | 63.01 | 111.4 | 10.35 | 1 | 8.08 |
| 5/25/2015 | 5:00:00 | 17.1 | 62.78 | 111 | 10.34 | 1 | 8.08 |
| 5/25/2015 | 6:00:00 | 16.97 | 62.55 | 110.3 | 10.3 | 1 | 8.05 |
| 5/25/2015 | 7:00:00 | 16.86 | 62.35 | 111.6 | 10.46 | 1 | 8.08 |
| 5/25/2015 | 8:00:00 | 16.74 | 62.14 | 109.2 | 10.26 | 1 | 8.05 |
| 5/25/2015 | 9:00:00 | 16.64 | 61.95 | 108.9 | 10.25 | 1 | 8.06 |
| 5/25/2015 | 10:00:00 | 16.52 | 61.75 | 109.1 | 10.29 | 1 | 8.05 |
| 5/25/2015 | 11:00:00 | 16.43 | 61.57 | 109.9 | 10.39 | 1 | 8.06 |
| 5/25/2015 | 12:00:00 | 16.29 | 61.33 | 112.7 | 10.69 | 1 | 8.05 |
| 5/25/2015 | 13:00:00 | 16.18 | 61.13 | 111.4 | 10.59 | 1 | 8.03 |
| 5/25/2015 | 14:00:00 | 15.98 | 60.78 | 111.5 | 10.64 | 1 | 8.03 |
| 5/25/2015 | 15:00:00 | 15.93 | 60.68 | 115.2 | 11.01 | 1 | 8.06 |
| 5/25/2015 | 16:00:00 | 15.81 | 60.46 | 115.4 | 11.05 | 1 | 8.03 |
| 5/25/2015 | 17:00:00 | 15.9 | 60.63 | 115.9 | 11.08 | 1 | 8.03 |
| 5/25/2015 | 18:00:00 | 15.8 | 60.44 | 114.9 | 11.01 | 1 | 8.01 |
| 5/25/2015 | 19:00:00 | 15.74 | 60.33 | 116.3 | 11.15 | 1 | 8.05 |
| 5/25/2015 | 20:00:00 | 15.82 | 60.48 | 116.7 | 11.18 | 1 | 7.98 |
| 5/25/2015 | 21:00:00 | 15.81 | 60.47 | 118.5 | 11.35 | 1 | 8.01 |
| 5/25/2015 | 22:00:00 | 15.78 | 60.41 | 115.3 | 11.05 | 1 | 8.03 |
| 5/25/2015 | 23:00:00 | 15.79 | 60.42 | 116.8 | 11.19 | 1 | 8 |
| 5/26/2015 | 0:00:00 | 15.83 | 60.50 | 114.5 | 10.96 | 1 | 8.01 |
| 5/26/2015 | 1:00:00 | 15.88 | 60.59 | 114.1 | 10.92 | 1 | 7.96 |

| | | | | | | | |
|-----------|----------|-------|-------|-------|-------|---|------|
| 5/26/2015 | 2:00:00 | 15.83 | 60.51 | 113.8 | 10.9 | 1 | 7.96 |
| 5/26/2015 | 3:00:00 | 15.7 | 60.26 | 113.8 | 10.92 | 1 | 7.94 |
| 5/26/2015 | 4:00:00 | 15.58 | 60.06 | 115.6 | 11.13 | 1 | 8 |
| 5/26/2015 | 5:00:00 | 15.45 | 59.81 | 115.8 | 11.17 | 1 | 8 |
| 5/26/2015 | 6:00:00 | 15.3 | 59.55 | 113.8 | 11.02 | 1 | 8 |
| 5/26/2015 | 7:00:00 | 15.17 | 59.31 | 114.1 | 11.08 | 1 | 8 |
| 5/26/2015 | 8:00:00 | 14.99 | 58.98 | 114.6 | 11.17 | 1 | 7.98 |
| 5/26/2015 | 9:00:00 | 14.91 | 58.85 | 116.8 | 11.41 | 1 | 7.93 |
| 5/26/2015 | 10:00:00 | 14.83 | 58.70 | 117.9 | 11.53 | 1 | 7.93 |
| 5/26/2015 | 11:00:00 | 14.78 | 58.61 | 118.7 | 11.63 | 1 | 7.88 |
| 5/26/2015 | 12:00:00 | 14.83 | 58.69 | 117.7 | 11.52 | 1 | 7.91 |
| 5/26/2015 | 13:00:00 | 14.91 | 58.85 | 118.9 | 11.61 | 1 | 7.94 |
| 5/26/2015 | 14:00:00 | 14.94 | 58.90 | 119.7 | 11.68 | 1 | 8.2 |
| 5/26/2015 | 15:00:00 | 15.22 | 59.39 | 121 | 11.74 | 1 | 8.18 |
| 5/26/2015 | 16:00:00 | 15.32 | 59.58 | 120.5 | 11.67 | 1 | 8.17 |
| 5/26/2015 | 17:00:00 | 15.39 | 59.70 | 119.6 | 11.56 | 1 | 8.17 |
| 5/26/2015 | 18:00:00 | 15.4 | 59.72 | 117.9 | 11.39 | 1 | 8.18 |
| 5/26/2015 | 19:00:00 | 15.46 | 59.82 | 117.4 | 11.33 | 1 | 8.17 |
| 5/26/2015 | 20:00:00 | 15.52 | 59.94 | 117 | 11.28 | 1 | 8.18 |
| 5/26/2015 | 21:00:00 | 15.55 | 59.99 | 116 | 11.17 | 1 | 8.18 |
| 5/26/2015 | 22:00:00 | 15.53 | 59.96 | 115.1 | 11.1 | 1 | 8.15 |
| 5/26/2015 | 23:00:00 | 15.51 | 59.92 | 114.5 | 11.04 | 1 | 8.2 |
| 5/27/2015 | 0:00:00 | 15.46 | 59.84 | 113.9 | 10.99 | 1 | 8.17 |
| 5/27/2015 | 1:00:00 | 15.41 | 59.75 | 113 | 10.92 | 1 | 8.13 |
| 5/27/2015 | 2:00:00 | 15.37 | 59.68 | 112.9 | 10.92 | 1 | 8.15 |
| 5/27/2015 | 3:00:00 | 15.32 | 59.58 | 114.3 | 11.07 | 1 | 8.17 |
| 5/27/2015 | 4:00:00 | 15.23 | 59.41 | 115.8 | 11.23 | 1 | 8.18 |
| 5/27/2015 | 5:00:00 | 15.14 | 59.25 | 114.4 | 11.12 | 1 | 8.13 |
| 5/27/2015 | 6:00:00 | 15.05 | 59.10 | 111.8 | 10.88 | 1 | 8.15 |
| 5/27/2015 | 7:00:00 | 14.96 | 58.93 | 111.2 | 10.84 | 1 | 8.15 |
| 5/27/2015 | 8:00:00 | 14.88 | 58.78 | 111 | 10.84 | 1 | 8.15 |
| 5/27/2015 | 9:00:00 | 14.79 | 58.63 | 111 | 10.86 | 1 | 8.15 |
| 5/27/2015 | 10:00:00 | 14.71 | 58.47 | 112.8 | 11.07 | 1 | 8.15 |
| 5/27/2015 | 11:00:00 | 14.64 | 58.35 | 111 | 10.9 | 1 | 8.11 |
| 5/27/2015 | 12:00:00 | 14.59 | 58.26 | 111.2 | 10.94 | 1 | 8.08 |
| 5/27/2015 | 13:00:00 | 14.56 | 58.21 | 111.4 | 10.96 | 1 | 8.1 |
| 5/27/2015 | 14:00:00 | 14.58 | 58.25 | 112.1 | 11.03 | 1 | 8.05 |
| 5/27/2015 | 15:00:00 | 14.69 | 58.44 | 113.2 | 11.1 | 1 | 8.1 |
| 5/27/2015 | 16:00:00 | 15.05 | 59.09 | 116.1 | 11.3 | 1 | 8.1 |
| 5/27/2015 | 17:00:00 | 15.3 | 59.54 | 115 | 11.14 | 1 | 8.1 |
| 5/27/2015 | 18:00:00 | 15.44 | 59.80 | 114.5 | 11.06 | 1 | 8.1 |
| 5/27/2015 | 19:00:00 | 15.59 | 60.06 | 114.3 | 11 | 1 | 8.06 |
| 5/27/2015 | 20:00:00 | 15.85 | 60.53 | 115.7 | 11.08 | 1 | 8.06 |
| 5/27/2015 | 21:00:00 | 16.08 | 60.95 | 113.7 | 10.83 | 1 | 8.1 |
| 5/27/2015 | 22:00:00 | 16.09 | 60.96 | 112.3 | 10.7 | 1 | 8.11 |
| 5/27/2015 | 23:00:00 | 16.12 | 61.03 | 112 | 10.66 | 1 | 8.03 |
| 5/28/2015 | 0:00:00 | 16.17 | 61.11 | 111.6 | 10.6 | 1 | 8.06 |

| | | | | | | | |
|-----------|----------|-------|-------|-------|-------|---|------|
| 5/28/2015 | 1:00:00 | 16.19 | 61.14 | 111.2 | 10.56 | 1 | 8.08 |
| 5/28/2015 | 2:00:00 | 16.13 | 61.03 | 111.5 | 10.61 | 1 | 8.03 |
| 5/28/2015 | 3:00:00 | 16.04 | 60.88 | 110.9 | 10.57 | 1 | 8.06 |
| 5/28/2015 | 4:00:00 | 15.97 | 60.75 | 110.3 | 10.53 | 1 | 8.06 |
| 5/28/2015 | 5:00:00 | 15.87 | 60.57 | 112.3 | 10.74 | 1 | 8.06 |
| 5/28/2015 | 6:00:00 | 15.78 | 60.40 | 109.9 | 10.54 | 1 | 8.03 |
| 5/28/2015 | 7:00:00 | 15.67 | 60.22 | 111.8 | 10.74 | 1 | 7.96 |
| 5/28/2015 | 8:00:00 | 15.56 | 60.01 | 109.7 | 10.56 | 1 | 8.05 |
| 5/28/2015 | 9:00:00 | 15.45 | 59.82 | 109.9 | 10.61 | 1 | 8.03 |
| 5/28/2015 | 10:00:00 | 15.39 | 59.71 | 109.8 | 10.62 | 1 | 8.05 |
| 5/28/2015 | 11:00:00 | 15.37 | 59.68 | 110.4 | 10.67 | 1 | 8.05 |
| 5/28/2015 | 12:00:00 | 15.39 | 59.70 | 111 | 10.73 | 1 | 8.01 |
| 5/28/2015 | 13:00:00 | 15.56 | 60.01 | 111.9 | 10.77 | 1 | 8.06 |
| 5/28/2015 | 14:00:00 | 15.81 | 60.46 | 112.3 | 10.76 | 1 | 8.03 |
| 5/28/2015 | 15:00:00 | 16.14 | 61.05 | 115.4 | 10.98 | 1 | 8.03 |
| 5/28/2015 | 16:00:00 | 16.46 | 61.62 | 114.1 | 10.78 | 1 | 8.01 |
| 5/28/2015 | 17:00:00 | 16.81 | 62.26 | 113.9 | 10.68 | 1 | 8.03 |
| 5/28/2015 | 18:00:00 | 17.03 | 62.66 | 113.1 | 10.55 | 1 | 8.05 |
| 5/28/2015 | 19:00:00 | 17.2 | 62.96 | 112.1 | 10.43 | 1 | 8.03 |
| 5/28/2015 | 20:00:00 | 17.47 | 63.45 | 112 | 10.36 | 1 | 8.01 |
| 5/28/2015 | 21:00:00 | 17.64 | 63.76 | 110.4 | 10.18 | 1 | 8.03 |
| 5/28/2015 | 22:00:00 | 17.67 | 63.81 | 110.1 | 10.15 | 1 | 8.05 |
| 5/28/2015 | 23:00:00 | 17.76 | 63.98 | 109.9 | 10.1 | 1 | 8.01 |
| 5/29/2015 | 0:00:00 | 17.79 | 64.02 | 110.9 | 10.19 | 1 | 8.06 |
| 5/29/2015 | 1:00:00 | 17.69 | 63.84 | 110.8 | 10.2 | 1 | 8.03 |
| 5/29/2015 | 2:00:00 | 17.58 | 63.64 | 109.8 | 10.13 | 1 | 8.01 |
| 5/29/2015 | 3:00:00 | 17.48 | 63.47 | 109.7 | 10.15 | 1 | 8.03 |
| 5/29/2015 | 4:00:00 | 17.42 | 63.36 | 106.5 | 9.86 | 1 | 8.06 |
| 5/29/2015 | 5:00:00 | 17.35 | 63.24 | 106.5 | 9.88 | 1 | 8.06 |
| 5/29/2015 | 6:00:00 | 17.27 | 63.10 | 106.7 | 9.91 | 1 | 8.06 |
| 5/29/2015 | 7:00:00 | 17.19 | 62.94 | 106.6 | 9.92 | 1 | 8.03 |
| 5/29/2015 | 8:00:00 | 17.1 | 62.79 | 108.9 | 10.15 | 1 | 8.06 |
| 5/29/2015 | 9:00:00 | 17.02 | 62.64 | 106.3 | 9.93 | 1 | 8.05 |
| 5/29/2015 | 10:00:00 | 16.95 | 62.51 | 106.2 | 9.93 | 1 | 8.06 |
| 5/29/2015 | 11:00:00 | 16.89 | 62.41 | 106.6 | 9.98 | 1 | 8.08 |
| 5/29/2015 | 12:00:00 | 16.89 | 62.40 | 107.6 | 10.08 | 1 | 8.03 |
| 5/29/2015 | 13:00:00 | 16.92 | 62.47 | 108.7 | 10.17 | 1 | 8.06 |
| 5/29/2015 | 14:00:00 | 16.98 | 62.57 | 109.5 | 10.24 | 1 | 8.03 |
| 5/29/2015 | 15:00:00 | 17.14 | 62.86 | 111.7 | 10.4 | 1 | 8.05 |
| 5/29/2015 | 16:00:00 | 17.33 | 63.19 | 110.6 | 10.27 | 1 | 8.05 |
| 5/29/2015 | 17:00:00 | 17.63 | 63.74 | 111.5 | 10.28 | 1 | 8.03 |
| 5/29/2015 | 18:00:00 | 17.91 | 64.23 | 114.1 | 10.46 | 1 | 8 |
| 5/29/2015 | 19:00:00 | 18.09 | 64.57 | 114.1 | 10.42 | 1 | 8.05 |
| 5/29/2015 | 20:00:00 | 18.27 | 64.88 | 113.2 | 10.3 | 1 | 8.05 |
| 5/29/2015 | 21:00:00 | 18.46 | 65.23 | 111.8 | 10.14 | 1 | 8.01 |
| 5/29/2015 | 22:00:00 | 18.52 | 65.35 | 111.8 | 10.12 | 1 | 8.06 |
| 5/29/2015 | 23:00:00 | 18.53 | 65.36 | 105.4 | 9.54 | 1 | 8.06 |

| | | | | | | | |
|-----------|----------|-------|-------|-------|-------|---|--------------|
| 5/30/2015 | 0:00:00 | 18.55 | 65.39 | 109.2 | 9.88 | 1 | 8.03 |
| 5/30/2015 | 1:00:00 | 18.54 | 65.37 | 110.6 | 10.01 | 1 | 8.06 |
| 5/30/2015 | 2:00:00 | 18.49 | 65.28 | 109.5 | 9.92 | 1 | 8.05 |
| 5/30/2015 | 3:00:00 | 18.39 | 65.11 | 108.4 | 9.83 | 1 | 8.05 |
| 5/30/2015 | 4:00:00 | 18.28 | 64.91 | 107.9 | 9.82 | 1 | 8.03 |
| 5/30/2015 | 5:00:00 | 18.16 | 64.69 | 110.1 | 10.04 | 1 | 7.98 |
| 5/30/2015 | 6:00:00 | 18.03 | 64.46 | 108.3 | 9.9 | 1 | 8.05 |
| 5/30/2015 | 7:00:00 | 17.88 | 64.18 | 110.4 | 10.12 | 1 | 8.01 |
| 5/30/2015 | 8:00:00 | 17.73 | 63.92 | 109.4 | 10.07 | 1 | 8.03 |
| 5/30/2015 | 9:00:00 | 17.57 | 63.62 | 109.9 | 10.14 | 1 | 8.03 |
| 5/30/2015 | 10:00:00 | 17.4 | 63.32 | 108.5 | 10.05 | 1 | 8 |
| 5/30/2015 | 11:00:00 | 17.26 | 63.07 | 112.5 | 10.45 | 1 | 8.03 |
| 5/30/2015 | 12:00:00 | 17.17 | 62.92 | 111.6 | 10.39 | 1 | 8.05 |
| 5/30/2015 | 13:00:00 | 17.1 | 62.78 | 110.6 | 10.31 | 1 | 8.05 |
| 5/30/2015 | 14:00:00 | 17 | 62.61 | 110 | 10.27 | 1 | 8.03 |
| 5/30/2015 | 15:00:00 | 17 | 62.61 | 113.2 | 10.57 | 1 | 8.01 |
| 5/30/2015 | 16:00:00 | 16.99 | 62.58 | 111.8 | 10.45 | 1 | 8.01 |
| 5/30/2015 | 17:00:00 | 17.04 | 62.67 | 114.4 | 10.68 | 1 | 8.03 |
| 5/30/2015 | 18:00:00 | 17.1 | 62.78 | 114.2 | 10.64 | 1 | 8.03 |
| 5/30/2015 | 19:00:00 | 17.14 | 62.86 | 112.6 | 10.49 | 1 | 8.03 |
| 5/30/2015 | 20:00:00 | 17.2 | 62.96 | 111.6 | 10.38 | 1 | 8.05 |
| 5/30/2015 | 21:00:00 | 17.17 | 62.92 | 111.2 | 10.35 | 1 | 8.03 |
| 5/30/2015 | 22:00:00 | 17.1 | 62.78 | 110.9 | 10.34 | 1 | 8.03 |
| 5/30/2015 | 23:00:00 | 16.98 | 62.56 | 110.3 | 10.31 | 1 | 8 |
| 5/31/2015 | 0:00:00 | 16.82 | 62.27 | 109.4 | 10.26 | 1 | 8.03 |
| 5/31/2015 | 1:00:00 | 16.64 | 61.96 | 109.7 | 10.32 | 1 | 7.96 |
| 5/31/2015 | 2:00:00 | 16.45 | 61.61 | 111 | 10.49 | 1 | 8.01 |
| 5/31/2015 | 3:00:00 | 16.24 | 61.23 | 110 | 10.44 | 1 | 7.96 |
| 5/31/2015 | 4:00:00 | 16.04 | 60.87 | 109.6 | 10.45 | 1 | 7.96 |
| 5/31/2015 | 5:00:00 | 15.81 | 60.46 | 112.7 | 10.8 | 1 | 7.62 |
| 5/31/2015 | 6:00:00 | 15.6 | 60.08 | 109.9 | 10.57 | 1 | 7.62 |
| 5/31/2015 | 7:00:00 | 15.39 | 59.71 | 112.5 | 10.87 | 1 | 7.57 |
| 5/31/2015 | 8:00:00 | 15.18 | 59.33 | 112.9 | 10.96 | 1 | 7.5 |
| 5/31/2015 | 9:00:00 | 14.95 | 58.92 | 111.2 | 10.85 | 1 | 7.54 |
| 5/31/2015 | 10:00:00 | 14.81 | 58.65 | 111.5 | 10.91 | 1 | 7.89 |
| 5/31/2015 | 11:00:00 | 14.67 | 58.40 | 114.8 | 11.27 | 1 | 7.93 |
| 5/31/2015 | 12:00:00 | 14.61 | 58.31 | 112.7 | 11.08 | 1 | 7.91 |
| 5/31/2015 | 13:00:00 | 14.7 | 58.47 | 114.3 | 11.22 | 1 | 7.89 |
| 5/31/2015 | 14:00:00 | 14.82 | 58.68 | 114.7 | 11.23 | 1 | 7.91 |
| 5/31/2015 | 15:00:00 | 15.02 | 59.03 | 116.6 | 11.36 | 1 | 7.89 |
| 5/31/2015 | 16:00:00 | 15.26 | 59.46 | 116.1 | 11.25 | 1 | 7.93 |
| 5/31/2015 | 17:00:00 | 15.49 | 59.88 | 116.5 | 11.24 | 1 | 7.89 |
| 5/31/2015 | 18:00:00 | 15.71 | 60.27 | 116.7 | 11.21 | 1 | 7.93 |
| 5/31/2015 | 19:00:00 | 15.95 | 60.71 | 114.8 | 10.96 | 1 | 7.91 |
| 5/31/2015 | 20:00:00 | 16.11 | 61.01 | 117.6 | 11.19 | 1 | 7.89 |
| 5/31/2015 | 21:00:00 | 16.23 | 61.22 | 116.8 | 11.09 | 1 | 7.98 |
| 5/31/2015 | 22:00:00 | 16.27 | 61.29 | 118.9 | 11.27 | 1 | 7.96 Avg May |

| | | | | | | | |
|-----------|----------|-------|-------|-------|-------|---|-------------|
| 5/31/2015 | 23:00:00 | 16.26 | 61.27 | 119.1 | 11.3 | 1 | 7.89 58.1 F |
| 6/1/2015 | 0:00:00 | 16.18 | 61.12 | 120.9 | 11.49 | 1 | 7.96 |
| 6/1/2015 | 1:00:00 | 16.06 | 60.91 | 118.6 | 11.3 | 1 | 7.96 |
| 6/1/2015 | 2:00:00 | 15.92 | 60.66 | 115.9 | 11.08 | 1 | 8 |
| 6/1/2015 | 3:00:00 | 15.77 | 60.39 | 117.8 | 11.3 | 1 | 7.96 |
| 6/1/2015 | 4:00:00 | 15.59 | 60.06 | 116.5 | 11.21 | 1 | 8 |
| 6/1/2015 | 5:00:00 | 15.42 | 59.76 | 116.8 | 11.28 | 1 | 8.01 |
| 6/1/2015 | 6:00:00 | 15.23 | 59.41 | 117 | 11.35 | 1 | 8 |
| 6/1/2015 | 7:00:00 | 15.03 | 59.06 | 116.2 | 11.31 | 1 | 8.01 |
| 6/1/2015 | 8:00:00 | 14.82 | 58.68 | 118.4 | 11.58 | 1 | 8.01 |
| 6/1/2015 | 9:00:00 | 14.62 | 58.32 | 118.1 | 11.61 | 1 | 8 |
| 6/1/2015 | 10:00:00 | 14.43 | 57.97 | 117.4 | 11.59 | 1 | 8 |
| 6/1/2015 | 11:00:00 | 14.31 | 57.77 | 116.1 | 11.49 | 1 | 8 |
| 6/1/2015 | 12:00:00 | 14.34 | 57.81 | 118.5 | 11.71 | 1 | 7.96 |
| 6/1/2015 | 13:00:00 | 14.43 | 57.98 | 119.2 | 11.76 | 1 | 7.98 |
| 6/1/2015 | 14:00:00 | 14.61 | 58.30 | 120.5 | 11.85 | 1 | 8 |
| 6/1/2015 | 15:00:00 | 14.84 | 58.71 | 122.5 | 11.98 | 1 | 7.98 |
| 6/1/2015 | 16:00:00 | 15.1 | 59.19 | 124.9 | 12.14 | 1 | 7.96 |
| 6/1/2015 | 17:00:00 | 15.38 | 59.68 | 122.8 | 11.87 | 1 | 7.98 |
| 6/1/2015 | 18:00:00 | 15.66 | 60.19 | 120.8 | 11.6 | 1 | 7.98 |
| 6/1/2015 | 19:00:00 | 15.93 | 60.67 | 120.6 | 11.52 | 1 | 8.01 |
| 6/1/2015 | 20:00:00 | 16.12 | 61.02 | 120.7 | 11.49 | 1 | 8 |
| 6/1/2015 | 21:00:00 | 16.27 | 61.30 | 121.5 | 11.53 | 1 | 7.96 |
| 6/1/2015 | 22:00:00 | 16.38 | 61.49 | 121.2 | 11.47 | 1 | 8.01 |
| 6/1/2015 | 23:00:00 | 16.4 | 61.52 | 119 | 11.26 | 1 | 7.96 |
| 6/2/2015 | 0:00:00 | 16.31 | 61.37 | 118 | 11.18 | 1 | 7.96 |
| 6/2/2015 | 1:00:00 | 16.19 | 61.15 | 116.7 | 11.09 | 1 | 8 |
| 6/2/2015 | 2:00:00 | 16.02 | 60.84 | 116.4 | 11.1 | 1 | 8 |
| 6/2/2015 | 3:00:00 | 15.83 | 60.50 | 116.1 | 11.11 | 1 | 7.96 |
| 6/2/2015 | 4:00:00 | 15.67 | 60.21 | 116.3 | 11.17 | 1 | 8.01 |
| 6/2/2015 | 5:00:00 | 15.48 | 59.87 | 116 | 11.19 | 1 | 7.98 |
| 6/2/2015 | 6:00:00 | 15.32 | 59.58 | 116.4 | 11.27 | 1 | 7.96 |
| 6/2/2015 | 7:00:00 | 15.18 | 59.32 | 115.4 | 11.2 | 1 | 7.96 |
| 6/2/2015 | 8:00:00 | 14.99 | 58.98 | 115.1 | 11.22 | 1 | 7.94 |
| 6/2/2015 | 9:00:00 | 14.83 | 58.70 | 115.5 | 11.3 | 1 | 8 |
| 6/2/2015 | 10:00:00 | 14.69 | 58.44 | 118.5 | 11.63 | 1 | 8 |
| 6/2/2015 | 11:00:00 | 14.67 | 58.41 | 119.3 | 11.72 | 1 | 7.96 |
| 6/2/2015 | 12:00:00 | 14.67 | 58.41 | 118.6 | 11.64 | 1 | 7.98 |
| 6/2/2015 | 13:00:00 | 14.81 | 58.65 | 119.1 | 11.66 | 1 | 7.94 |
| 6/2/2015 | 14:00:00 | 15.03 | 59.05 | 120.8 | 11.77 | 1 | 7.98 |
| 6/2/2015 | 15:00:00 | 15.29 | 59.52 | 119.7 | 11.59 | 1 | 7.96 |
| 6/2/2015 | 16:00:00 | 15.59 | 60.06 | 122.2 | 11.76 | 1 | 7.94 |
| 6/2/2015 | 17:00:00 | 15.89 | 60.60 | 121.7 | 11.64 | 1 | 7.98 |
| 6/2/2015 | 18:00:00 | 16.18 | 61.12 | 121.8 | 11.58 | 1 | 7.94 |
| 6/2/2015 | 19:00:00 | 16.45 | 61.61 | 121.3 | 11.46 | 1 | 7.96 |
| 6/2/2015 | 20:00:00 | 16.66 | 61.99 | 118.6 | 11.15 | 1 | 7.98 |
| 6/2/2015 | 21:00:00 | 16.87 | 62.37 | 117.7 | 11.02 | 1 | 8 |

| | | | | | | | |
|----------|----------|-------|-------|-------|-------|---|------|
| 6/2/2015 | 22:00:00 | 17 | 62.60 | 116.9 | 10.92 | 1 | 7.98 |
| 6/2/2015 | 23:00:00 | 17.05 | 62.70 | 116.4 | 10.86 | 1 | 7.94 |
| 6/3/2015 | 0:00:00 | 17.02 | 62.65 | 115 | 10.73 | 1 | 7.98 |
| 6/3/2015 | 1:00:00 | 16.93 | 62.47 | 114.6 | 10.72 | 1 | 7.96 |
| 6/3/2015 | 2:00:00 | 16.74 | 62.14 | 114.7 | 10.77 | 1 | 7.96 |
| 6/3/2015 | 3:00:00 | 16.61 | 61.90 | 115.5 | 10.88 | 1 | 7.96 |
| 6/3/2015 | 4:00:00 | 16.38 | 61.49 | 114 | 10.79 | 1 | 7.96 |
| 6/3/2015 | 5:00:00 | 16.23 | 61.21 | 113.8 | 10.8 | 1 | 7.94 |
| 6/3/2015 | 6:00:00 | 16.02 | 60.85 | 114 | 10.87 | 1 | 7.96 |
| 6/3/2015 | 7:00:00 | 15.89 | 60.60 | 113.5 | 10.85 | 1 | 7.93 |
| 6/3/2015 | 8:00:00 | 15.73 | 60.31 | 113.5 | 10.89 | 1 | 7.94 |
| 6/3/2015 | 9:00:00 | 15.61 | 60.11 | 115.5 | 11.11 | 1 | 7.94 |
| 6/3/2015 | 10:00:00 | 15.51 | 59.93 | 113.9 | 10.98 | 1 | 7.94 |
| 6/3/2015 | 11:00:00 | 15.51 | 59.92 | 114.4 | 11.03 | 1 | 7.96 |
| 6/3/2015 | 12:00:00 | 15.62 | 60.11 | 117.4 | 11.29 | 1 | 7.96 |
| 6/3/2015 | 13:00:00 | 15.81 | 60.47 | 116.6 | 11.17 | 1 | 7.93 |
| 6/3/2015 | 14:00:00 | 16.05 | 60.90 | 119.2 | 11.35 | 1 | 7.93 |
| 6/3/2015 | 15:00:00 | 16.41 | 61.55 | 118.6 | 11.21 | 1 | 7.93 |
| 6/3/2015 | 16:00:00 | 16.75 | 62.16 | 119 | 11.17 | 1 | 7.94 |
| 6/3/2015 | 17:00:00 | 17.11 | 62.80 | 121.4 | 11.32 | 1 | 7.94 |
| 6/3/2015 | 18:00:00 | 17.43 | 63.38 | 118.8 | 11 | 1 | 7.93 |
| 6/3/2015 | 19:00:00 | 17.62 | 63.73 | 118.3 | 10.91 | 1 | 7.94 |
| 6/3/2015 | 20:00:00 | 17.78 | 64.01 | 117.4 | 10.79 | 1 | 7.94 |
| 6/3/2015 | 21:00:00 | 18 | 64.41 | 116.8 | 10.69 | 1 | 7.96 |
| 6/3/2015 | 22:00:00 | 18.13 | 64.64 | 117.3 | 10.7 | 1 | 7.96 |
| 6/3/2015 | 23:00:00 | 18.22 | 64.81 | 114.2 | 10.4 | 1 | 7.93 |
| 6/4/2015 | 0:00:00 | 18.27 | 64.88 | 112.9 | 10.27 | 1 | 7.94 |
| 6/4/2015 | 1:00:00 | 18.22 | 64.79 | 112.4 | 10.24 | 1 | 7.91 |
| 6/4/2015 | 2:00:00 | 18.12 | 64.62 | 111.7 | 10.2 | 1 | 7.94 |
| 6/4/2015 | 3:00:00 | 17.96 | 64.33 | 111.4 | 10.2 | 1 | 7.96 |
| 6/4/2015 | 4:00:00 | 17.78 | 64.01 | 113.3 | 10.42 | 1 | 7.96 |
| 6/4/2015 | 5:00:00 | 17.6 | 63.69 | 111.2 | 10.25 | 1 | 7.93 |
| 6/4/2015 | 6:00:00 | 17.43 | 63.37 | 113 | 10.46 | 1 | 7.89 |
| 6/4/2015 | 7:00:00 | 17.24 | 63.04 | 111.2 | 10.34 | 1 | 7.93 |
| 6/4/2015 | 8:00:00 | 17.13 | 62.84 | 110.8 | 10.32 | 1 | 7.94 |
| 6/4/2015 | 9:00:00 | 17.03 | 62.66 | 111 | 10.36 | 1 | 7.96 |
| 6/4/2015 | 10:00:00 | 16.88 | 62.39 | 111.1 | 10.4 | 1 | 7.91 |
| 6/4/2015 | 11:00:00 | 16.77 | 62.20 | 113.7 | 10.68 | 1 | 7.93 |
| 6/4/2015 | 12:00:00 | 16.73 | 62.12 | 113.5 | 10.66 | 1 | 7.89 |
| 6/4/2015 | 13:00:00 | 16.65 | 61.97 | 111.7 | 10.51 | 1 | 7.94 |
| 6/4/2015 | 14:00:00 | 16.59 | 61.86 | 112.5 | 10.6 | 1 | 7.91 |
| 6/4/2015 | 16:00:00 | 16.64 | 61.95 | 114 | 10.73 | 1 | 8 |
| 6/4/2015 | 17:00:00 | 16.72 | 62.09 | 115.9 | 10.89 | 1 | 7.96 |
| 6/4/2015 | 18:00:00 | 16.82 | 62.28 | 115.5 | 10.83 | 1 | 7.98 |
| 6/4/2015 | 19:00:00 | 16.92 | 62.46 | 115 | 10.76 | 1 | 7.96 |

Out of water, maint,
download.

| | | | | | | | |
|----------|----------|-------|-------|-------|-------|---|------|
| 6/4/2015 | 20:00:00 | 17.04 | 62.68 | 116.8 | 10.9 | 1 | 7.98 |
| 6/4/2015 | 21:00:00 | 17.08 | 62.74 | 115.5 | 10.77 | 1 | 7.93 |
| 6/4/2015 | 22:00:00 | 17.13 | 62.83 | 112.5 | 10.48 | 1 | 7.96 |
| 6/4/2015 | 23:00:00 | 17.12 | 62.82 | 114.3 | 10.65 | 1 | 7.96 |
| 6/5/2015 | 0:00:00 | 17.07 | 62.72 | 113.1 | 10.55 | 1 | 7.96 |
| 6/5/2015 | 1:00:00 | 17.04 | 62.68 | 112.9 | 10.54 | 1 | 7.96 |
| 6/5/2015 | 2:00:00 | 16.98 | 62.57 | 109.9 | 10.26 | 1 | 7.93 |
| 6/5/2015 | 3:00:00 | 16.94 | 62.49 | 112.1 | 10.49 | 1 | 7.96 |
| 6/5/2015 | 4:00:00 | 16.91 | 62.43 | 109.6 | 10.25 | 1 | 7.93 |
| 6/5/2015 | 5:00:00 | 16.82 | 62.27 | 111.4 | 10.45 | 1 | 7.93 |
| 6/5/2015 | 6:00:00 | 16.67 | 62.01 | 111.8 | 10.52 | 1 | 7.93 |
| 6/5/2015 | 7:00:00 | 16.56 | 61.82 | 111.6 | 10.52 | 1 | 7.96 |
| 6/5/2015 | 8:00:00 | 16.45 | 61.61 | 111.8 | 10.56 | 1 | 7.94 |
| 6/5/2015 | 9:00:00 | 16.33 | 61.41 | 110.5 | 10.47 | 1 | 7.94 |
| 6/5/2015 | 10:00:00 | 16.23 | 61.23 | 110.5 | 10.49 | 1 | 7.91 |
| 6/5/2015 | 11:00:00 | 16.15 | 61.08 | 110.8 | 10.53 | 1 | 7.91 |
| 6/5/2015 | 12:00:00 | 16.07 | 60.92 | 111.8 | 10.65 | 1 | 7.94 |
| 6/5/2015 | 13:00:00 | 16.1 | 60.98 | 114.2 | 10.87 | 1 | 7.91 |
| 6/5/2015 | 14:00:00 | 16.28 | 61.31 | 116.2 | 11.02 | 1 | 7.94 |
| 6/5/2015 | 15:00:00 | 16.68 | 62.03 | 117.9 | 11.09 | 1 | 7.93 |
| 6/5/2015 | 16:00:00 | 16.87 | 62.37 | 118.6 | 11.11 | 1 | 7.94 |
| 6/5/2015 | 17:00:00 | 17.2 | 62.96 | 117.5 | 10.93 | 1 | 7.93 |
| 6/5/2015 | 18:00:00 | 17.42 | 63.36 | 116.9 | 10.82 | 1 | 7.93 |
| 6/5/2015 | 19:00:00 | 17.63 | 63.73 | 116.3 | 10.72 | 1 | 7.94 |
| 6/5/2015 | 20:00:00 | 17.84 | 64.12 | 116 | 10.65 | 1 | 7.91 |
| 6/5/2015 | 21:00:00 | 17.91 | 64.23 | 114 | 10.45 | 1 | 7.91 |
| 6/5/2015 | 22:00:00 | 17.93 | 64.27 | 113.8 | 10.43 | 1 | 7.91 |
| 6/5/2015 | 23:00:00 | 17.92 | 64.26 | 113.4 | 10.39 | 1 | 7.94 |
| 6/6/2015 | 0:00:00 | 17.86 | 64.15 | 111.3 | 10.22 | 1 | 7.89 |
| 6/6/2015 | 1:00:00 | 17.76 | 63.98 | 110.1 | 10.12 | 1 | 7.93 |
| 6/6/2015 | 2:00:00 | 17.61 | 63.71 | 110.9 | 10.23 | 1 | 7.94 |
| 6/6/2015 | 3:00:00 | 17.44 | 63.40 | 108.2 | 10.01 | 1 | 7.91 |
| 6/6/2015 | 4:00:00 | 17.24 | 63.03 | 108.1 | 10.04 | 1 | 7.94 |
| 6/6/2015 | 5:00:00 | 16.96 | 62.53 | 110.9 | 10.37 | 1 | 7.91 |
| 6/6/2015 | 6:00:00 | 16.66 | 61.99 | 111.3 | 10.47 | 1 | 7.89 |
| 6/6/2015 | 7:00:00 | 16.38 | 61.49 | 109 | 10.32 | 1 | 7.91 |
| 6/6/2015 | 8:00:00 | 16.02 | 60.85 | 108.3 | 10.32 | 1 | 7.89 |
| 6/6/2015 | 9:00:00 | 15.74 | 60.33 | 109.1 | 10.46 | 1 | 7.91 |
| 6/6/2015 | 10:00:00 | 15.58 | 60.05 | 110.8 | 10.67 | 1 | 7.91 |
| 6/6/2015 | 11:00:00 | 15.44 | 59.80 | 113.2 | 10.93 | 1 | 7.89 |
| 6/6/2015 | 12:00:00 | 15.6 | 60.08 | 115.3 | 11.09 | 1 | 7.89 |
| 6/6/2015 | 13:00:00 | 15.83 | 60.51 | 115.3 | 11.04 | 1 | 7.88 |
| 6/6/2015 | 14:00:00 | 16.16 | 61.10 | 119.2 | 11.34 | 1 | 7.88 |
| 6/6/2015 | 15:00:00 | 16.5 | 61.70 | 118.1 | 11.15 | 1 | 7.89 |
| 6/6/2015 | 16:00:00 | 16.92 | 62.46 | 120.7 | 11.3 | 1 | 7.88 |
| 6/6/2015 | 17:00:00 | 17.25 | 63.06 | 118.2 | 10.98 | 1 | 7.83 |
| 6/6/2015 | 18:00:00 | 17.65 | 63.77 | 120.7 | 11.13 | 1 | 7.91 |

| | | | | | | | |
|----------|----------|-------|-------|-------|-------|---|------|
| 6/6/2015 | 19:00:00 | 17.92 | 64.25 | 118 | 10.82 | 1 | 7.89 |
| 6/6/2015 | 20:00:00 | 18.12 | 64.63 | 118.7 | 10.83 | 1 | 7.88 |
| 6/6/2015 | 21:00:00 | 18.17 | 64.70 | 117.3 | 10.7 | 1 | 7.86 |
| 6/6/2015 | 22:00:00 | 18.21 | 64.78 | 116.3 | 10.6 | 1 | 7.88 |
| 6/6/2015 | 23:00:00 | 18.22 | 64.79 | 114.7 | 10.45 | 1 | 7.91 |
| 6/7/2015 | 0:00:00 | 18.21 | 64.77 | 108.2 | 9.86 | 1 | 7.89 |
| 6/7/2015 | 1:00:00 | 18.18 | 64.73 | 110.2 | 10.04 | 1 | 7.88 |
| 6/7/2015 | 2:00:00 | 18.12 | 64.61 | 107.8 | 9.84 | 1 | 7.88 |
| 6/7/2015 | 3:00:00 | 18.03 | 64.46 | 106.6 | 9.74 | 1 | 7.89 |
| 6/7/2015 | 4:00:00 | 17.92 | 64.26 | 106 | 9.71 | 1 | 7.84 |
| 6/7/2015 | 5:00:00 | 17.78 | 64.00 | 105 | 9.65 | 1 | 7.88 |
| 6/7/2015 | 6:00:00 | 17.59 | 63.67 | 106.5 | 9.83 | 1 | 7.88 |
| 6/7/2015 | 7:00:00 | 17.38 | 63.28 | 105.2 | 9.75 | 1 | 7.86 |
| 6/7/2015 | 8:00:00 | 17.1 | 62.79 | 101.7 | 9.48 | 1 | 7.89 |
| 6/7/2015 | 9:00:00 | 16.86 | 62.35 | 102.6 | 9.61 | 1 | 7.86 |
| 6/7/2015 | 10:00:00 | 16.62 | 61.92 | 106.6 | 10.04 | 1 | 7.89 |
| 6/7/2015 | 11:00:00 | 16.43 | 61.58 | 103.6 | 9.79 | 1 | 7.88 |
| 6/7/2015 | 12:00:00 | 16.31 | 61.36 | 103.7 | 9.82 | 1 | 7.89 |
| 6/7/2015 | 13:00:00 | 16.21 | 61.19 | 109.3 | 10.38 | 1 | 7.86 |
| 6/7/2015 | 14:00:00 | 16.14 | 61.06 | 111.6 | 10.61 | 1 | 7.89 |
| 6/7/2015 | 15:00:00 | 16.13 | 61.03 | 111.1 | 10.57 | 1 | 7.86 |
| 6/7/2015 | 16:00:00 | 16.15 | 61.07 | 111.1 | 10.57 | 1 | 7.86 |
| 6/7/2015 | 17:00:00 | 16.19 | 61.15 | 111.7 | 10.62 | 1 | 7.83 |
| 6/7/2015 | 18:00:00 | 16.35 | 61.43 | 112.6 | 10.66 | 1 | 7.86 |
| 6/7/2015 | 19:00:00 | 16.6 | 61.89 | 114.3 | 10.77 | 1 | 7.86 |
| 6/7/2015 | 20:00:00 | 16.77 | 62.19 | 115 | 10.79 | 1 | 7.86 |
| 6/7/2015 | 21:00:00 | 16.82 | 62.28 | 114.3 | 10.72 | 1 | 7.88 |
| 6/7/2015 | 22:00:00 | 16.86 | 62.35 | 111.3 | 10.43 | 1 | 7.84 |
| 6/7/2015 | 23:00:00 | 16.94 | 62.49 | 113.3 | 10.6 | 1 | 7.88 |
| 6/8/2015 | 0:00:00 | 16.96 | 62.53 | 112 | 10.47 | 1 | 7.86 |
| 6/8/2015 | 1:00:00 | 16.89 | 62.40 | 112.7 | 10.55 | 1 | 7.86 |
| 6/8/2015 | 2:00:00 | 16.77 | 62.20 | 110.3 | 10.35 | 1 | 7.86 |
| 6/8/2015 | 3:00:00 | 16.67 | 62.01 | 112.1 | 10.55 | 1 | 7.86 |
| 6/8/2015 | 4:00:00 | 16.57 | 61.83 | 109.1 | 10.29 | 1 | 7.83 |
| 6/8/2015 | 5:00:00 | 16.42 | 61.56 | 109.5 | 10.36 | 1 | 7.86 |
| 6/8/2015 | 6:00:00 | 16.29 | 61.32 | 111.4 | 10.57 | 1 | 7.83 |
| 6/8/2015 | 7:00:00 | 16.13 | 61.05 | 108.9 | 10.36 | 1 | 7.84 |
| 6/8/2015 | 8:00:00 | 15.99 | 60.79 | 109 | 10.4 | 1 | 7.84 |
| 6/8/2015 | 9:00:00 | 15.78 | 60.41 | 109.8 | 10.52 | 1 | 7.83 |
| 6/8/2015 | 10:00:00 | 15.67 | 60.22 | 110.2 | 10.58 | 1 | 7.83 |
| 6/8/2015 | 11:00:00 | 15.62 | 60.13 | 110.6 | 10.64 | 1 | 7.81 |
| 6/8/2015 | 12:00:00 | 15.53 | 59.96 | 112.9 | 10.88 | 1 | 7.83 |
| 6/8/2015 | 13:00:00 | 15.44 | 59.80 | 110.9 | 10.7 | 1 | 7.84 |
| 6/8/2015 | 14:00:00 | 15.51 | 59.92 | 114.5 | 11.04 | 1 | 7.83 |
| 6/8/2015 | 15:00:00 | 15.8 | 60.45 | 113.8 | 10.9 | 1 | 7.81 |
| 6/8/2015 | 16:00:00 | 15.67 | 60.20 | 113.3 | 10.88 | 1 | 7.84 |
| 6/8/2015 | 17:00:00 | 15.73 | 60.32 | 114.8 | 11.01 | 1 | 7.79 |

| | | | | | | | |
|-----------|----------|-------|-------|-------|-------|---|------|
| 6/8/2015 | 18:00:00 | 15.8 | 60.45 | 116.5 | 11.16 | 1 | 7.83 |
| 6/8/2015 | 19:00:00 | 15.9 | 60.62 | 113.9 | 10.88 | 1 | 7.83 |
| 6/8/2015 | 20:00:00 | 16.06 | 60.91 | 114.6 | 10.92 | 1 | 7.83 |
| 6/8/2015 | 21:00:00 | 16.11 | 61.00 | 115.3 | 10.97 | 1 | 7.83 |
| 6/8/2015 | 22:00:00 | 16.12 | 61.03 | 113.5 | 10.8 | 1 | 7.81 |
| 6/8/2015 | 23:00:00 | 16.13 | 61.03 | 112 | 10.66 | 1 | 7.79 |
| 6/9/2015 | 0:00:00 | 16.12 | 61.01 | 110.6 | 10.52 | 1 | 7.79 |
| 6/9/2015 | 1:00:00 | 16.03 | 60.87 | 110.1 | 10.49 | 1 | 7.83 |
| 6/9/2015 | 2:00:00 | 15.91 | 60.64 | 108.1 | 10.34 | 1 | 7.81 |
| 6/9/2015 | 3:00:00 | 15.75 | 60.35 | 110.4 | 10.59 | 1 | 7.79 |
| 6/9/2015 | 4:00:00 | 15.61 | 60.10 | 110.5 | 10.63 | 1 | 7.81 |
| 6/9/2015 | 5:00:00 | 15.52 | 59.94 | 109.2 | 10.52 | 1 | 7.77 |
| 6/9/2015 | 6:00:00 | 15.38 | 59.69 | 109.9 | 10.63 | 1 | 7.79 |
| 6/9/2015 | 7:00:00 | 15.26 | 59.46 | 110.5 | 10.71 | 1 | 7.83 |
| 6/9/2015 | 8:00:00 | 15.13 | 59.24 | 106.5 | 10.35 | 1 | 7.79 |
| 6/9/2015 | 9:00:00 | 15.03 | 59.06 | 108.1 | 10.53 | 1 | 7.77 |
| 6/9/2015 | 10:00:00 | 14.93 | 58.87 | 109.8 | 10.71 | 1 | 7.81 |
| 6/9/2015 | 11:00:00 | 14.97 | 58.94 | 109.9 | 10.72 | 1 | 7.76 |
| 6/9/2015 | 12:00:00 | 15.1 | 59.18 | 110.2 | 10.72 | 1 | 7.77 |
| 6/9/2015 | 13:00:00 | 15.29 | 59.53 | 112.1 | 10.85 | 1 | 7.81 |
| 6/9/2015 | 14:00:00 | 15.55 | 59.99 | 115.3 | 11.1 | 1 | 7.77 |
| 6/9/2015 | 15:00:00 | 15.78 | 60.41 | 114.9 | 11.02 | 1 | 7.81 |
| 6/9/2015 | 16:00:00 | 16.08 | 60.94 | 115.5 | 11 | 1 | 7.81 |
| 6/9/2015 | 17:00:00 | 16.33 | 61.39 | 115 | 10.9 | 1 | 7.77 |
| 6/9/2015 | 18:00:00 | 16.65 | 61.97 | 115.4 | 10.86 | 1 | 7.77 |
| 6/9/2015 | 19:00:00 | 16.85 | 62.33 | 114.3 | 10.71 | 1 | 7.79 |
| 6/9/2015 | 20:00:00 | 17.05 | 62.69 | 114 | 10.64 | 1 | 7.76 |
| 6/9/2015 | 21:00:00 | 17.21 | 62.98 | 112.6 | 10.48 | 1 | 7.77 |
| 6/9/2015 | 22:00:00 | 17.37 | 63.28 | 113.9 | 10.55 | 1 | 7.81 |
| 6/9/2015 | 23:00:00 | 17.51 | 63.52 | 113 | 10.44 | 1 | 7.79 |
| 6/10/2015 | 0:00:00 | 17.59 | 63.67 | 107.7 | 9.94 | 1 | 7.79 |
| 6/10/2015 | 1:00:00 | 17.58 | 63.64 | 106.6 | 9.84 | 1 | 7.77 |
| 6/10/2015 | 2:00:00 | 17.52 | 63.54 | 107.4 | 9.92 | 1 | 7.79 |
| 6/10/2015 | 3:00:00 | 17.47 | 63.44 | 109.9 | 10.17 | 1 | 7.76 |
| 6/10/2015 | 4:00:00 | 17.37 | 63.27 | 107.5 | 9.96 | 1 | 7.79 |
| 6/10/2015 | 5:00:00 | 17.3 | 63.14 | 106.7 | 9.9 | 1 | 7.77 |
| 6/10/2015 | 6:00:00 | 17.1 | 62.78 | 108.9 | 10.15 | 1 | 7.76 |
| 6/10/2015 | 7:00:00 | 17 | 62.60 | 109.5 | 10.23 | 1 | 7.76 |
| 6/10/2015 | 8:00:00 | 16.87 | 62.37 | 108.5 | 10.17 | 1 | 7.81 |
| 6/10/2015 | 9:00:00 | 16.82 | 62.27 | 108.9 | 10.21 | 1 | 7.79 |
| 6/10/2015 | 10:00:00 | 16.77 | 62.19 | 108 | 10.14 | 1 | 7.79 |
| 6/10/2015 | 11:00:00 | 16.8 | 62.24 | 110 | 10.32 | 1 | 7.74 |
| 6/10/2015 | 12:00:00 | 16.92 | 62.45 | 109.6 | 10.25 | 1 | 7.77 |
| 6/10/2015 | 13:00:00 | 17.09 | 62.77 | 109.6 | 10.22 | 1 | 7.76 |
| 6/10/2015 | 14:00:00 | 17.33 | 63.19 | 110.7 | 10.27 | 1 | 7.74 |
| 6/10/2015 | 15:00:00 | 17.62 | 63.71 | 111.1 | 10.25 | 1 | 7.76 |
| 6/10/2015 | 16:00:00 | 17.91 | 64.23 | 113.5 | 10.4 | 1 | 7.79 |

| | | | | | | | |
|-----------|----------|-------|-------|-------|-------|---|------|
| 6/10/2015 | 17:00:00 | 18.17 | 64.70 | 109.9 | 10.02 | 1 | 7.79 |
| 6/10/2015 | 18:00:00 | 18.38 | 65.09 | 112.8 | 10.24 | 1 | 7.76 |
| 6/10/2015 | 19:00:00 | 18.51 | 65.32 | 109.5 | 9.92 | 1 | 7.76 |
| 6/10/2015 | 20:00:00 | 18.66 | 65.59 | 109.1 | 9.85 | 1 | 7.79 |
| 6/10/2015 | 21:00:00 | 18.76 | 65.78 | 112.1 | 10.09 | 1 | 7.77 |
| 6/10/2015 | 22:00:00 | 18.82 | 65.87 | 110.7 | 9.96 | 1 | 7.79 |
| 6/10/2015 | 23:00:00 | 18.9 | 66.03 | 110.6 | 9.94 | 1 | 7.77 |
| 6/11/2015 | 0:00:00 | 18.89 | 66.01 | 106.1 | 9.53 | 1 | 7.76 |
| 6/11/2015 | 1:00:00 | 18.87 | 65.98 | 105.3 | 9.46 | 1 | 7.76 |
| 6/11/2015 | 2:00:00 | 18.79 | 65.83 | 104.2 | 9.38 | 1 | 7.79 |
| 6/11/2015 | 3:00:00 | 18.65 | 65.57 | 103.5 | 9.34 | 1 | 7.79 |
| 6/11/2015 | 4:00:00 | 18.45 | 65.21 | 104.7 | 9.49 | 1 | 7.77 |
| 6/11/2015 | 5:00:00 | 18.21 | 64.79 | 104.5 | 9.52 | 1 | 7.77 |
| 6/11/2015 | 6:00:00 | 17.97 | 64.35 | 104.9 | 9.6 | 1 | 7.77 |
| 6/11/2015 | 7:00:00 | 17.75 | 63.95 | 103.4 | 9.51 | 1 | 7.74 |
| 6/11/2015 | 8:00:00 | 17.52 | 63.54 | 103.7 | 9.58 | 1 | 7.76 |
| 6/11/2015 | 9:00:00 | 17.32 | 63.18 | 108.6 | 10.08 | 1 | 7.71 |
| 6/11/2015 | 10:00:00 | 17.21 | 62.98 | 105.5 | 9.82 | 1 | 7.72 |
| 6/11/2015 | 11:00:00 | 17.09 | 62.77 | 107.8 | 10.05 | 1 | 7.76 |
| 6/11/2015 | 12:00:00 | 17.03 | 62.66 | 108.9 | 10.17 | 1 | 7.72 |
| 6/11/2015 | 13:00:00 | 17.03 | 62.66 | 109.2 | 10.19 | 1 | 7.74 |
| 6/11/2015 | 14:00:00 | 17.02 | 62.65 | 109.3 | 10.2 | 1 | 7.74 |
| 6/11/2015 | 15:00:00 | 17.02 | 62.64 | 108.7 | 10.15 | 1 | 7.72 |
| 6/11/2015 | 16:00:00 | 17.02 | 62.64 | 107.5 | 10.03 | 1 | 7.74 |
| 6/11/2015 | 17:00:00 | 17.02 | 62.64 | 110.5 | 10.32 | 1 | 7.71 |
| 6/11/2015 | 18:00:00 | 17.02 | 62.65 | 109.2 | 10.2 | 1 | 7.74 |
| 6/11/2015 | 19:00:00 | 17.04 | 62.68 | 110.2 | 10.28 | 1 | 7.76 |
| 6/11/2015 | 20:00:00 | 17.04 | 62.68 | 109.9 | 10.26 | 1 | 7.71 |
| 6/11/2015 | 21:00:00 | 17.04 | 62.67 | 110.8 | 10.34 | 1 | 7.71 |
| 6/11/2015 | 22:00:00 | 17.01 | 62.62 | 110.4 | 10.31 | 1 | 7.72 |
| 6/11/2015 | 23:00:00 | 16.96 | 62.53 | 110.1 | 10.3 | 1 | 7.72 |
| 6/12/2015 | 0:00:00 | 16.9 | 62.42 | 110.9 | 10.38 | 1 | 7.72 |
| 6/12/2015 | 1:00:00 | 16.81 | 62.26 | 107.6 | 10.09 | 1 | 7.72 |
| 6/12/2015 | 2:00:00 | 16.67 | 62.01 | 108.6 | 10.21 | 1 | 7.69 |
| 6/12/2015 | 3:00:00 | 16.52 | 61.74 | 107.8 | 10.17 | 1 | 7.72 |
| 6/12/2015 | 4:00:00 | 16.42 | 61.56 | 107.6 | 10.18 | 1 | 7.69 |
| 6/12/2015 | 5:00:00 | 16.28 | 61.32 | 108.5 | 10.29 | 1 | 7.72 |
| 6/12/2015 | 6:00:00 | 16.12 | 61.03 | 111 | 10.57 | 1 | 7.71 |
| 6/12/2015 | 7:00:00 | 16.01 | 60.83 | 110.9 | 10.58 | 1 | 7.72 |
| 6/12/2015 | 8:00:00 | 15.88 | 60.59 | 109.4 | 10.46 | 1 | 7.69 |
| 6/12/2015 | 9:00:00 | 15.74 | 60.34 | 111.2 | 10.66 | 1 | 7.69 |
| 6/12/2015 | 10:00:00 | 15.66 | 60.18 | 109.1 | 10.48 | 1 | 7.67 |
| 6/12/2015 | 11:00:00 | 15.63 | 60.14 | 110.6 | 10.63 | 1 | 7.69 |
| 6/12/2015 | 12:00:00 | 15.66 | 60.18 | 113.5 | 10.91 | 1 | 7.71 |
| 6/12/2015 | 13:00:00 | 15.87 | 60.57 | 113.3 | 10.84 | 1 | 7.69 |
| 6/12/2015 | 14:00:00 | 16.22 | 61.21 | 114.8 | 10.9 | 1 | 7.71 |
| 6/12/2015 | 15:00:00 | 16.6 | 61.88 | 114.1 | 10.75 | 1 | 7.69 |

| | | | | | | | |
|-----------|----------|-------|-------|-------|-------|---|------|
| 6/12/2015 | 16:00:00 | 16.99 | 62.58 | 115.8 | 10.82 | 1 | 7.69 |
| 6/12/2015 | 17:00:00 | 17.23 | 63.02 | 116.6 | 10.84 | 1 | 7.59 |
| 6/12/2015 | 18:00:00 | 17.69 | 63.85 | 114.3 | 10.52 | 1 | 7.69 |
| 6/12/2015 | 19:00:00 | 18.04 | 64.47 | 116.9 | 10.69 | 1 | 7.69 |
| 6/12/2015 | 20:00:00 | 18.36 | 65.05 | 117.3 | 10.65 | 1 | 7.66 |
| 6/12/2015 | 21:00:00 | 18.44 | 65.19 | 116.2 | 10.54 | 1 | 7.67 |
| 6/12/2015 | 22:00:00 | 18.56 | 65.42 | 113.3 | 10.24 | 1 | 7.69 |
| 6/12/2015 | 23:00:00 | 18.64 | 65.55 | 111.3 | 10.05 | 1 | 7.67 |
| 6/13/2015 | 0:00:00 | 18.65 | 65.57 | 109.7 | 9.91 | 1 | 7.69 |
| 6/13/2015 | 1:00:00 | 18.61 | 65.51 | 107.1 | 9.68 | 1 | 7.72 |
| 6/13/2015 | 2:00:00 | 18.52 | 65.34 | 107.4 | 9.73 | 1 | 7.69 |
| 6/13/2015 | 3:00:00 | 18.42 | 65.16 | 106.7 | 9.68 | 1 | 7.69 |
| 6/13/2015 | 4:00:00 | 18.26 | 64.88 | 105.8 | 9.63 | 1 | 7.69 |
| 6/13/2015 | 5:00:00 | 18.12 | 64.62 | 103.7 | 9.47 | 1 | 7.69 |
| 6/13/2015 | 6:00:00 | 17.9 | 64.22 | 105.2 | 9.64 | 1 | 7.69 |
| 6/13/2015 | 7:00:00 | 17.62 | 63.71 | 106.7 | 9.84 | 1 | 7.67 |
| 6/13/2015 | 8:00:00 | 17.37 | 63.27 | 103 | 9.55 | 1 | 7.69 |
| 6/13/2015 | 9:00:00 | 17.18 | 62.92 | 104.8 | 9.75 | 1 | 7.69 |
| 6/13/2015 | 10:00:00 | 17.01 | 62.62 | 106.7 | 9.96 | 1 | 7.69 |
| 6/13/2015 | 11:00:00 | 16.96 | 62.53 | 105.3 | 9.84 | 1 | 7.71 |
| 6/13/2015 | 12:00:00 | 17.01 | 62.63 | 110 | 10.27 | 1 | 7.69 |
| 6/13/2015 | 13:00:00 | 17.09 | 62.77 | 109.8 | 10.24 | 1 | 7.67 |
| 6/13/2015 | 14:00:00 | 17.07 | 62.73 | 109.4 | 10.2 | 1 | 7.69 |
| 6/13/2015 | 15:00:00 | 17.05 | 62.70 | 110 | 10.26 | 1 | 7.67 |
| 6/13/2015 | 16:00:00 | 17.19 | 62.94 | 110 | 10.24 | 1 | 7.62 |
| 6/13/2015 | 17:00:00 | 17.29 | 63.12 | 111.9 | 10.39 | 1 | 7.66 |
| 6/13/2015 | 18:00:00 | 17.32 | 63.18 | 110.7 | 10.27 | 1 | 7.66 |
| 6/13/2015 | 19:00:00 | 17.3 | 63.14 | 109.3 | 10.15 | 1 | 7.67 |
| 6/13/2015 | 20:00:00 | 17.3 | 63.15 | 111.3 | 10.33 | 1 | 7.66 |
| 6/13/2015 | 21:00:00 | 17.35 | 63.24 | 111.1 | 10.3 | 1 | 7.67 |
| 6/13/2015 | 22:00:00 | 17.39 | 63.30 | 110.4 | 10.23 | 1 | 7.66 |
| 6/13/2015 | 23:00:00 | 17.4 | 63.32 | 106.3 | 9.85 | 1 | 7.67 |
| 6/14/2015 | 0:00:00 | 17.36 | 63.25 | 106 | 9.83 | 1 | 7.66 |
| 6/14/2015 | 1:00:00 | 17.3 | 63.15 | 107 | 9.93 | 1 | 7.62 |
| 6/14/2015 | 2:00:00 | 17.23 | 63.02 | 106 | 9.85 | 1 | 7.67 |
| 6/14/2015 | 3:00:00 | 17.16 | 62.88 | 110.1 | 10.25 | 1 | 7.62 |
| 6/14/2015 | 4:00:00 | 17.11 | 62.81 | 109.2 | 10.18 | 1 | 7.64 |
| 6/14/2015 | 5:00:00 | 17.01 | 62.62 | 108.4 | 10.12 | 1 | 7.66 |
| 6/14/2015 | 6:00:00 | 16.9 | 62.43 | 110.6 | 10.35 | 1 | 7.66 |
| 6/14/2015 | 7:00:00 | 16.8 | 62.25 | 107.4 | 10.07 | 1 | 7.57 |
| 6/14/2015 | 8:00:00 | 16.7 | 62.06 | 108.7 | 10.22 | 1 | 7.62 |
| 6/14/2015 | 9:00:00 | 16.61 | 61.90 | 108.9 | 10.25 | 1 | 7.66 |
| 6/14/2015 | 10:00:00 | 16.6 | 61.89 | 110.2 | 10.38 | 1 | 7.66 |
| 6/14/2015 | 11:00:00 | 16.62 | 61.91 | 111.2 | 10.47 | 1 | 7.64 |
| 6/14/2015 | 12:00:00 | 16.65 | 61.98 | 108.5 | 10.21 | 1 | 7.61 |
| 6/14/2015 | 13:00:00 | 16.72 | 62.10 | 108.8 | 10.22 | 1 | 7.64 |
| 6/14/2015 | 14:00:00 | 16.81 | 62.26 | 111.6 | 10.47 | 1 | 7.64 |

| | | | | | | | |
|-----------|----------|-------|-------|-------|-------|---|------|
| 6/14/2015 | 15:00:00 | 16.9 | 62.42 | 111.5 | 10.44 | 1 | 7.61 |
| 6/14/2015 | 16:00:00 | 16.98 | 62.57 | 110.4 | 10.32 | 1 | 7.61 |
| 6/14/2015 | 17:00:00 | 17.4 | 63.33 | 114.9 | 10.64 | 1 | 7.62 |
| 6/14/2015 | 18:00:00 | 17.71 | 63.88 | 113.4 | 10.43 | 1 | 7.59 |
| 6/14/2015 | 19:00:00 | 17.78 | 64.01 | 109 | 10.02 | 1 | 7.61 |
| 6/14/2015 | 20:00:00 | 17.97 | 64.35 | 109.6 | 10.03 | 1 | 7.62 |
| 6/14/2015 | 21:00:00 | 18.1 | 64.59 | 108.8 | 9.93 | 1 | 7.62 |
| 6/14/2015 | 22:00:00 | 18.29 | 64.92 | 108.9 | 9.9 | 1 | 7.61 |
| 6/14/2015 | 23:00:00 | 18.47 | 65.25 | 107.7 | 9.76 | 1 | 7.62 |
| 6/15/2015 | 0:00:00 | 18.51 | 65.33 | 108 | 9.78 | 1 | 7.61 |
| 6/15/2015 | 1:00:00 | 18.49 | 65.28 | 105.1 | 9.52 | 1 | 7.62 |
| 6/15/2015 | 2:00:00 | 18.43 | 65.18 | 106.5 | 9.66 | 1 | 7.64 |
| 6/15/2015 | 3:00:00 | 18.37 | 65.07 | 104.7 | 9.5 | 1 | 7.61 |
| 6/15/2015 | 4:00:00 | 18.31 | 64.97 | 105.3 | 9.57 | 1 | 7.62 |
| 6/15/2015 | 5:00:00 | 18.28 | 64.90 | 104.3 | 9.49 | 1 | 7.61 |
| 6/15/2015 | 6:00:00 | 18.2 | 64.76 | 105.5 | 9.61 | 1 | 7.61 |
| 6/15/2015 | 7:00:00 | 18.09 | 64.57 | 105.5 | 9.63 | 1 | 7.62 |
| 6/15/2015 | 8:00:00 | 17.93 | 64.29 | 102 | 9.35 | 1 | 7.59 |
| 6/15/2015 | 9:00:00 | 17.8 | 64.04 | 104.5 | 9.6 | 1 | 7.62 |
| 6/15/2015 | 10:00:00 | 17.7 | 63.86 | 105.8 | 9.74 | 1 | 7.64 |
| 6/15/2015 | 11:00:00 | 17.73 | 63.93 | 107.3 | 9.87 | 1 | 7.61 |
| 6/15/2015 | 12:00:00 | 17.82 | 64.08 | 108 | 9.92 | 1 | 7.59 |
| 6/15/2015 | 13:00:00 | 17.92 | 64.26 | 107.7 | 9.87 | 1 | 7.59 |
| 6/15/2015 | 14:00:00 | 18.11 | 64.61 | 109.3 | 9.98 | 1 | 7.61 |
| 6/15/2015 | 15:00:00 | 18.22 | 64.80 | 108.9 | 9.92 | 1 | 7.62 |
| 6/15/2015 | 16:00:00 | 18.19 | 64.74 | 105.6 | 9.63 | 1 | 7.59 |
| 6/15/2015 | 17:00:00 | 18.23 | 64.82 | 106.9 | 9.73 | 1 | 7.64 |
| 6/15/2015 | 18:00:00 | 18.33 | 64.99 | 104.9 | 9.53 | 1 | 7.61 |
| 6/15/2015 | 19:00:00 | 18.36 | 65.05 | 105.2 | 9.55 | 1 | 7.62 |
| 6/15/2015 | 20:00:00 | 18.41 | 65.15 | 107.2 | 9.73 | 1 | 7.61 |
| 6/15/2015 | 21:00:00 | 18.45 | 65.21 | 107.7 | 9.76 | 1 | 7.5 |
| 6/15/2015 | 22:00:00 | 18.44 | 65.19 | 108.2 | 9.81 | 1 | 7.59 |
| 6/15/2015 | 23:00:00 | 18.4 | 65.13 | 111.3 | 10.1 | 1 | 7.59 |
| 6/16/2015 | 0:00:00 | 18.38 | 65.09 | 108.6 | 9.86 | 1 | 7.59 |
| 6/16/2015 | 1:00:00 | 18.35 | 65.04 | 109.4 | 9.94 | 1 | 7.62 |
| 6/16/2015 | 2:00:00 | 18.27 | 64.90 | 112.3 | 10.22 | 1 | 7.59 |
| 6/16/2015 | 3:00:00 | 18.13 | 64.64 | 109.6 | 10 | 1 | 7.59 |
| 6/16/2015 | 4:00:00 | 17.98 | 64.36 | 111.9 | 10.24 | 1 | 7.59 |
| 6/16/2015 | 5:00:00 | 17.83 | 64.09 | 108.5 | 9.96 | 1 | 7.61 |
| 6/16/2015 | 6:00:00 | 17.64 | 63.75 | 110.4 | 10.18 | 1 | 7.62 |
| 6/16/2015 | 7:00:00 | 17.45 | 63.42 | 110.3 | 10.21 | 1 | 7.57 |
| 6/16/2015 | 8:00:00 | 17.25 | 63.06 | 110.6 | 10.28 | 1 | 7.61 |
| 6/16/2015 | 9:00:00 | 17.06 | 62.71 | 111.6 | 10.41 | 1 | 7.55 |
| 6/16/2015 | 10:00:00 | 16.92 | 62.47 | 114.4 | 10.71 | 1 | 7.55 |
| 6/16/2015 | 11:00:00 | 16.89 | 62.41 | 113.7 | 10.65 | 1 | 7.59 |
| 6/16/2015 | 12:00:00 | 17.03 | 62.66 | 116.2 | 10.85 | 1 | 7.57 |
| 6/16/2015 | 13:00:00 | 17.25 | 63.05 | 118.1 | 10.98 | 1 | 7.59 |

| | | | | | | | |
|-----------|----------|-------|-------|-------|-------|---|------|
| 6/16/2015 | 14:00:00 | 17.41 | 63.34 | 119.9 | 11.1 | 1 | 7.55 |
| 6/16/2015 | 15:00:00 | 17.72 | 63.89 | 123.5 | 11.37 | 1 | 7.61 |
| 6/16/2015 | 16:00:00 | 18.14 | 64.65 | 123.8 | 11.3 | 1 | 7.61 |
| 6/16/2015 | 17:00:00 | 18.45 | 65.22 | 124.1 | 11.25 | 1 | 7.55 |
| 6/16/2015 | 18:00:00 | 18.73 | 65.73 | 123.9 | 11.17 | 1 | 7.59 |
| 6/16/2015 | 19:00:00 | 18.99 | 66.18 | 121.7 | 10.91 | 1 | 7.61 |
| 6/16/2015 | 20:00:00 | 19.14 | 66.46 | 123.7 | 11.06 | 1 | 7.59 |
| 6/16/2015 | 21:00:00 | 19.25 | 66.66 | 120.9 | 10.78 | 1 | 7.59 |
| 6/16/2015 | 22:00:00 | 19.28 | 66.71 | 118.8 | 10.59 | 1 | 7.55 |
| 6/16/2015 | 23:00:00 | 19.26 | 66.66 | 117.4 | 10.47 | 1 | 7.55 |
| 6/17/2015 | 0:00:00 | 19.22 | 66.60 | 114.9 | 10.26 | 1 | 7.55 |
| 6/17/2015 | 1:00:00 | 19.21 | 66.58 | 114 | 10.17 | 1 | 7.55 |
| 6/17/2015 | 2:00:00 | 19.14 | 66.46 | 115.3 | 10.31 | 1 | 7.59 |
| 6/17/2015 | 3:00:00 | 19.04 | 66.28 | 112.6 | 10.08 | 1 | 7.55 |
| 6/17/2015 | 4:00:00 | 18.93 | 66.08 | 111.2 | 9.99 | 1 | 7.55 |
| 6/17/2015 | 5:00:00 | 18.8 | 65.84 | 113.5 | 10.22 | 1 | 7.57 |
| 6/17/2015 | 6:00:00 | 18.64 | 65.55 | 110.8 | 10.01 | 1 | 7.55 |
| 6/17/2015 | 7:00:00 | 18.46 | 65.24 | 109.7 | 9.94 | 1 | 7.54 |
| 6/17/2015 | 8:00:00 | 18.23 | 64.81 | 110.3 | 10.04 | 1 | 7.57 |
| 6/17/2015 | 9:00:00 | 17.99 | 64.39 | 111.4 | 10.19 | 1 | 7.55 |
| 6/17/2015 | 10:00:00 | 17.85 | 64.13 | 111.6 | 10.24 | 1 | 7.47 |
| 6/17/2015 | 11:00:00 | 17.72 | 63.91 | 115.4 | 10.62 | 1 | 7.52 |
| 6/17/2015 | 12:00:00 | 17.75 | 63.95 | 118.3 | 10.88 | 1 | 7.54 |
| 6/17/2015 | 13:00:00 | 17.97 | 64.36 | 120.5 | 11.03 | 1 | 7.54 |
| 6/17/2015 | 14:00:00 | 18.32 | 64.99 | 120 | 10.91 | 1 | 7.54 |
| 6/17/2015 | 15:00:00 | 18.74 | 65.74 | 122.7 | 11.06 | 1 | 7.57 |
| 6/17/2015 | 16:00:00 | 19.18 | 66.53 | 124.3 | 11.11 | 1 | 7.59 |
| 6/17/2015 | 17:00:00 | 19.39 | 66.91 | 125.2 | 11.14 | 1 | 7.59 |
| 6/17/2015 | 18:00:00 | 19.59 | 67.26 | 123.9 | 10.97 | 1 | 7.57 |
| 6/17/2015 | 19:00:00 | 19.65 | 67.38 | 122 | 10.79 | 1 | 7.59 |
| 6/17/2015 | 20:00:00 | 19.97 | 67.96 | 123.5 | 10.86 | 1 | 7.57 |
| 6/17/2015 | 21:00:00 | 20.01 | 68.02 | 119.8 | 10.53 | 1 | 7.54 |
| 6/17/2015 | 22:00:00 | 20.04 | 68.07 | 117.9 | 10.35 | 1 | 7.54 |
| 6/17/2015 | 23:00:00 | 19.98 | 67.97 | 116.7 | 10.26 | 1 | 7.47 |
| 6/18/2015 | 0:00:00 | 19.85 | 67.74 | 114.6 | 10.1 | 1 | 7.57 |
| 6/18/2015 | 1:00:00 | 19.75 | 67.55 | 115.2 | 10.18 | 1 | 7.57 |
| 6/18/2015 | 2:00:00 | 19.62 | 67.31 | 114.9 | 10.17 | 1 | 7.52 |
| 6/18/2015 | 3:00:00 | 19.48 | 67.06 | 114.3 | 10.14 | 1 | 7.57 |
| 6/18/2015 | 4:00:00 | 19.29 | 66.73 | 111.9 | 9.97 | 1 | 7.57 |
| 6/18/2015 | 5:00:00 | 19.12 | 66.42 | 113.2 | 10.12 | 1 | 7.55 |
| 6/18/2015 | 6:00:00 | 18.96 | 66.13 | 110.8 | 9.94 | 1 | 7.5 |
| 6/18/2015 | 7:00:00 | 18.71 | 65.69 | 112.3 | 10.13 | 1 | 7.52 |
| 6/18/2015 | 8:00:00 | 18.48 | 65.27 | 110.7 | 10.03 | 1 | 7.54 |
| 6/18/2015 | 9:00:00 | 18.3 | 64.95 | 113.2 | 10.29 | 1 | 7.52 |
| 6/18/2015 | 10:00:00 | 18.14 | 64.66 | 114.1 | 10.41 | 1 | 7.52 |
| 6/18/2015 | 11:00:00 | 18.07 | 64.53 | 115.8 | 10.58 | 1 | 7.52 |
| 6/18/2015 | 12:00:00 | 18.19 | 64.74 | 116.8 | 10.64 | 1 | 7.52 |

| | | | | | | | |
|-----------|----------|-------|-------|-------|-------|---|---|
| 6/18/2015 | 13:00:00 | 18.32 | 64.98 | 119 | 10.82 | 1 | 7.49 |
| 6/18/2015 | 14:00:00 | 18.7 | 65.66 | 123.4 | 11.13 | 1 | 7.55 |
| | | | | | | | Out of water: Clean, download, calibrate |
| 6/18/2015 | 16:00:00 | 19.01 | 66.23 | 116.5 | 10.44 | 1 | 9.42 |
| 6/18/2015 | 17:00:00 | 19.57 | 67.23 | 119.9 | 10.62 | 1 | 9.41 |
| 6/18/2015 | 18:00:00 | 19.91 | 67.83 | 118.7 | 10.45 | 1 | 9.39 |
| 6/18/2015 | 19:00:00 | 20.23 | 68.42 | 119.2 | 10.42 | 1 | 9.39 |
| 6/18/2015 | 20:00:00 | 20.29 | 68.53 | 119 | 10.39 | 1 | 9.34 |
| 6/18/2015 | 21:00:00 | 20.23 | 68.41 | 115.8 | 10.13 | 1 | 9.34 |
| 6/18/2015 | 22:00:00 | 20.15 | 68.28 | 114.2 | 10 | 1 | 9.32 |
| 6/18/2015 | 23:00:00 | 20 | 68.01 | 112.7 | 9.9 | 1 | 9.34 |
| 6/19/2015 | 0:00:00 | 19.81 | 67.66 | 113.2 | 9.99 | 1 | 9.3 |
| 6/19/2015 | 1:00:00 | 19.58 | 67.25 | 109.6 | 9.71 | 1 | 9.42 |
| 6/19/2015 | 2:00:00 | 19.42 | 66.95 | 110.6 | 9.84 | 1 | 9.39 |
| 6/19/2015 | 3:00:00 | 19.19 | 66.54 | 110.3 | 9.85 | 1 | 9.39 |
| 6/19/2015 | 4:00:00 | 18.93 | 66.08 | 109.9 | 9.86 | 1 | 9.41 |
| 6/19/2015 | 5:00:00 | 18.67 | 65.62 | 107.9 | 9.74 | 1 | 9.37 |
| 6/19/2015 | 6:00:00 | 18.44 | 65.19 | 109.1 | 9.9 | 1 | 9.37 |
| 6/19/2015 | 7:00:00 | 18.17 | 64.70 | 106.6 | 9.72 | 1 | 9.37 |
| 6/19/2015 | 8:00:00 | 17.87 | 64.17 | 107.1 | 9.83 | 1 | 9.35 |
| 6/19/2015 | 9:00:00 | 17.58 | 63.65 | 109.2 | 10.08 | 1 | 9.35 |
| 6/19/2015 | 10:00:00 | 17.35 | 63.24 | 110.9 | 10.28 | 1 | 9.32 |
| 6/19/2015 | 11:00:00 | 17.24 | 63.04 | 111.3 | 10.35 | 1 | 9.34 |
| 6/19/2015 | 12:00:00 | 17.35 | 63.24 | 113.9 | 10.57 | 1 | 9.3 |
| 6/19/2015 | 13:00:00 | 17.61 | 63.71 | 119.2 | 10.99 | 1 | 9.3 |
| 6/19/2015 | 14:00:00 | 17.94 | 64.29 | 119.8 | 10.97 | 1 | 9.3 |
| 6/19/2015 | 15:00:00 | 18.24 | 64.84 | 123.4 | 11.23 | 1 | 9.27 |
| 6/19/2015 | 16:00:00 | 18.56 | 65.42 | 123.4 | 11.16 | 1 | 9.29 |
| 6/19/2015 | 17:00:00 | 18.93 | 66.08 | 126.2 | 11.33 | 1 | 9.25 |
| 6/19/2015 | 18:00:00 | 19.12 | 66.42 | 124.6 | 11.15 | 1 | 9.22 |
| 6/19/2015 | 19:00:00 | 19.35 | 66.83 | 123 | 10.95 | 1 | 9.27 |
| 6/19/2015 | 20:00:00 | 19.66 | 67.40 | 122.5 | 10.84 | 1 | 9.27 |
| 6/19/2015 | 21:00:00 | 19.67 | 67.41 | 118.8 | 10.51 | 1 | 9.27 |
| 6/19/2015 | 22:00:00 | 19.65 | 67.37 | 118.3 | 10.47 | 1 | 9.24 |
| 6/19/2015 | 23:00:00 | 19.57 | 67.23 | 114.4 | 10.14 | 1 | 9.24 |
| 6/20/2015 | 0:00:00 | 19.45 | 67.01 | 114.4 | 10.17 | 1 | 9.24 |
| 6/20/2015 | 1:00:00 | 19.29 | 66.73 | 111.5 | 9.93 | 1 | 9.22 |
| 6/20/2015 | 2:00:00 | 19.12 | 66.41 | 110.1 | 9.84 | 1 | 9.2 |
| 6/20/2015 | 3:00:00 | 18.94 | 66.10 | 109.3 | 9.81 | 1 | 9.2 |
| 6/20/2015 | 4:00:00 | 18.77 | 65.80 | 108.9 | 9.81 | 1 | 9.22 |
| 6/20/2015 | 5:00:00 | 18.62 | 65.52 | 108.4 | 9.79 | 1 | 9.18 |
| 6/20/2015 | 6:00:00 | 18.42 | 65.16 | 107.5 | 9.75 | 1 | 9.17 |
| 6/20/2015 | 7:00:00 | 18.21 | 64.78 | 107.7 | 9.81 | 1 | 9.17 |
| 6/20/2015 | 8:00:00 | 17.98 | 64.36 | 107.4 | 9.83 | 1 | 9.18 |
| 6/20/2015 | 9:00:00 | 17.78 | 64.00 | 107.8 | 9.91 | 1 | 9.17 |
| 6/20/2015 | 10:00:00 | 17.65 | 63.77 | 108.8 | 10.02 | 1 | 9.17 |

| | | | | | | | |
|-----------|----------|-------|-------|-------|-------|---|------|
| 6/20/2015 | 11:00:00 | 17.64 | 63.75 | 113.5 | 10.46 | 1 | 9.15 |
| 6/20/2015 | 12:00:00 | 17.68 | 63.82 | 114.3 | 10.53 | 1 | 9.17 |
| 6/20/2015 | 13:00:00 | 17.71 | 63.88 | 116.1 | 10.68 | 1 | 9.15 |
| 6/20/2015 | 14:00:00 | 17.49 | 63.48 | 116.4 | 10.76 | 1 | 9.12 |
| 6/20/2015 | 15:00:00 | 17.34 | 63.22 | 114.5 | 10.62 | 1 | 9.12 |
| 6/20/2015 | 16:00:00 | 17.31 | 63.17 | 115 | 10.67 | 1 | 9.15 |
| 6/20/2015 | 17:00:00 | 17.33 | 63.20 | 116 | 10.76 | 1 | 9.13 |
| 6/20/2015 | 18:00:00 | 17.39 | 63.30 | 116.9 | 10.84 | 1 | 9.1 |
| 6/20/2015 | 19:00:00 | 17.41 | 63.34 | 118 | 10.93 | 1 | 9.13 |
| 6/20/2015 | 20:00:00 | 17.41 | 63.35 | 116.9 | 10.82 | 1 | 9.08 |
| 6/20/2015 | 21:00:00 | 17.41 | 63.35 | 113.6 | 10.52 | 1 | 9.1 |
| 6/20/2015 | 22:00:00 | 17.41 | 63.34 | 114 | 10.56 | 1 | 9.12 |
| 6/20/2015 | 23:00:00 | 17.31 | 63.17 | 113.9 | 10.57 | 1 | 9.08 |
| 6/21/2015 | 0:00:00 | 17.2 | 62.96 | 112.6 | 10.47 | 1 | 9.1 |
| 6/21/2015 | 1:00:00 | 17.11 | 62.80 | 110 | 10.25 | 1 | 9.1 |
| 6/21/2015 | 2:00:00 | 17.04 | 62.67 | 111.6 | 10.42 | 1 | 9.08 |
| 6/21/2015 | 3:00:00 | 17 | 62.61 | 111 | 10.37 | 1 | 9.08 |
| 6/21/2015 | 4:00:00 | 16.98 | 62.56 | 110.7 | 10.35 | 1 | 9.08 |
| 6/21/2015 | 5:00:00 | 16.91 | 62.45 | 108.4 | 10.14 | 1 | 9.07 |
| 6/21/2015 | 6:00:00 | 16.83 | 62.30 | 109.9 | 10.31 | 1 | 9.05 |
| 6/21/2015 | 7:00:00 | 16.73 | 62.12 | 108.2 | 10.16 | 1 | 9.07 |
| 6/21/2015 | 8:00:00 | 16.62 | 61.92 | 108.3 | 10.2 | 1 | 9.03 |
| 6/21/2015 | 9:00:00 | 16.53 | 61.76 | 108.2 | 10.21 | 1 | 9.05 |
| 6/21/2015 | 10:00:00 | 16.49 | 61.69 | 110.2 | 10.41 | 1 | 9.01 |
| 6/21/2015 | 11:00:00 | 16.62 | 61.92 | 115.6 | 10.89 | 1 | 9.03 |
| 6/21/2015 | 12:00:00 | 16.69 | 62.04 | 117.2 | 11.02 | 1 | 9.03 |
| 6/21/2015 | 13:00:00 | 16.73 | 62.12 | 116.5 | 10.94 | 1 | 9.01 |
| 6/21/2015 | 14:00:00 | 16.85 | 62.34 | 119.3 | 11.18 | 1 | 9 |
| 6/21/2015 | 15:00:00 | 17 | 62.61 | 120.7 | 11.27 | 1 | 9.01 |
| 6/21/2015 | 16:00:00 | 17.34 | 63.22 | 122.2 | 11.34 | 1 | 9.03 |
| 6/21/2015 | 17:00:00 | 17.62 | 63.72 | 122.7 | 11.32 | 1 | 9.01 |
| 6/21/2015 | 18:00:00 | 17.88 | 64.18 | 122.3 | 11.22 | 1 | 9.01 |
| 6/21/2015 | 19:00:00 | 18.28 | 64.90 | 121.5 | 11.05 | 1 | 9.01 |
| 6/21/2015 | 20:00:00 | 18.46 | 65.23 | 122.1 | 11.07 | 1 | 9 |
| 6/21/2015 | 21:00:00 | 18.51 | 65.32 | 118.2 | 10.71 | 1 | 8.98 |
| 6/21/2015 | 22:00:00 | 18.62 | 65.52 | 118.4 | 10.7 | 1 | 9.01 |
| 6/21/2015 | 23:00:00 | 18.69 | 65.64 | 115.4 | 10.41 | 1 | 9 |
| 6/22/2015 | 0:00:00 | 18.79 | 65.83 | 113.4 | 10.21 | 1 | 8.98 |
| 6/22/2015 | 1:00:00 | 18.85 | 65.93 | 114.1 | 10.26 | 1 | 8.98 |
| 6/22/2015 | 2:00:00 | 18.81 | 65.87 | 111.1 | 10 | 1 | 8.98 |
| 6/22/2015 | 3:00:00 | 18.64 | 65.55 | 112.1 | 10.13 | 1 | 8.96 |
| 6/22/2015 | 4:00:00 | 18.37 | 65.07 | 109.6 | 9.95 | 1 | 8.98 |
| 6/22/2015 | 5:00:00 | 18.17 | 64.72 | 108.8 | 9.92 | 1 | 8.96 |
| 6/22/2015 | 6:00:00 | 17.99 | 64.39 | 110.1 | 10.08 | 1 | 8.98 |
| 6/22/2015 | 7:00:00 | 17.83 | 64.09 | 109.8 | 10.08 | 1 | 8.95 |
| 6/22/2015 | 8:00:00 | 17.7 | 63.87 | 109 | 10.04 | 1 | 8.96 |
| 6/22/2015 | 9:00:00 | 17.61 | 63.70 | 109.3 | 10.08 | 1 | 8.93 |

| | | | | | | | |
|-----------|----------|-------|-------|-------|-------|---|------|
| 6/22/2015 | 10:00:00 | 17.54 | 63.57 | 109 | 10.07 | 1 | 8.95 |
| 6/22/2015 | 11:00:00 | 17.54 | 63.58 | 113.9 | 10.52 | 1 | 8.91 |
| 6/22/2015 | 12:00:00 | 17.48 | 63.46 | 114.2 | 10.56 | 1 | 8.95 |
| 6/22/2015 | 13:00:00 | 17.4 | 63.32 | 112.2 | 10.39 | 1 | 8.95 |
| 6/22/2015 | 14:00:00 | 17.36 | 63.24 | 113.9 | 10.56 | 1 | 8.91 |
| 6/22/2015 | 15:00:00 | 17.26 | 63.06 | 114.2 | 10.61 | 1 | 8.91 |
| 6/22/2015 | 16:00:00 | 17.16 | 62.88 | 116.5 | 10.85 | 1 | 8.91 |
| 6/22/2015 | 17:00:00 | 17.14 | 62.85 | 115.9 | 10.8 | 1 | 8.91 |
| 6/22/2015 | 18:00:00 | 17.14 | 62.86 | 113.5 | 10.57 | 1 | 8.91 |
| 6/22/2015 | 19:00:00 | 17.39 | 63.30 | 117.3 | 10.87 | 1 | 8.91 |
| 6/22/2015 | 20:00:00 | 17.53 | 63.56 | 117 | 10.81 | 1 | 8.9 |
| 6/22/2015 | 21:00:00 | 17.58 | 63.65 | 116.1 | 10.71 | 1 | 8.91 |
| 6/22/2015 | 22:00:00 | 17.53 | 63.56 | 114.3 | 10.56 | 1 | 8.91 |
| 6/22/2015 | 23:00:00 | 17.41 | 63.34 | 113.6 | 10.52 | 1 | 8.91 |
| 6/23/2015 | 0:00:00 | 17.46 | 63.42 | 110.7 | 10.25 | 1 | 8.88 |
| 6/23/2015 | 1:00:00 | 17.51 | 63.52 | 112.7 | 10.41 | 1 | 8.88 |
| 6/23/2015 | 2:00:00 | 17.52 | 63.54 | 112.2 | 10.36 | 1 | 8.86 |
| 6/23/2015 | 3:00:00 | 17.55 | 63.59 | 111.9 | 10.33 | 1 | 8.88 |
| 6/23/2015 | 4:00:00 | 17.48 | 63.46 | 109.1 | 10.09 | 1 | 8.86 |
| 6/23/2015 | 5:00:00 | 17.37 | 63.26 | 108.6 | 10.07 | 1 | 8.88 |
| 6/23/2015 | 6:00:00 | 17.25 | 63.06 | 108.5 | 10.08 | 1 | 8.9 |
| 6/23/2015 | 7:00:00 | 17.11 | 62.80 | 107.7 | 10.04 | 1 | 8.86 |
| 6/23/2015 | 8:00:00 | 17 | 62.61 | 110 | 10.27 | 1 | 8.88 |
| 6/23/2015 | 9:00:00 | 16.88 | 62.39 | 110.4 | 10.34 | 1 | 8.86 |
| 6/23/2015 | 10:00:00 | 16.84 | 62.32 | 112.5 | 10.54 | 1 | 8.86 |
| 6/23/2015 | 11:00:00 | 16.89 | 62.40 | 112.7 | 10.55 | 1 | 8.85 |
| 6/23/2015 | 12:00:00 | 17.09 | 62.76 | 115.4 | 10.76 | 1 | 8.85 |
| 6/23/2015 | 13:00:00 | 17.49 | 63.49 | 118.9 | 10.99 | 1 | 8.85 |
| 6/23/2015 | 14:00:00 | 17.88 | 64.19 | 123.2 | 11.3 | 1 | 8.83 |
| 6/23/2015 | 15:00:00 | 18.27 | 64.90 | 123.2 | 11.21 | 1 | 8.81 |
| 6/23/2015 | 16:00:00 | 18.61 | 65.51 | 124.9 | 11.28 | 1 | 8.81 |
| 6/23/2015 | 17:00:00 | 18.87 | 65.97 | 127.2 | 11.43 | 1 | 8.85 |
| 6/23/2015 | 18:00:00 | 19.19 | 66.54 | 126.9 | 11.33 | 1 | 8.83 |
| 6/23/2015 | 19:00:00 | 19.55 | 67.19 | 124.1 | 11 | 1 | 8.83 |
| 6/23/2015 | 20:00:00 | 19.75 | 67.56 | 123.1 | 10.87 | 1 | 8.83 |
| 6/23/2015 | 21:00:00 | 19.77 | 67.59 | 122.1 | 10.78 | 1 | 8.83 |
| 6/23/2015 | 22:00:00 | 19.89 | 67.80 | 118.7 | 10.45 | 1 | 8.83 |
| 6/23/2015 | 23:00:00 | 19.91 | 67.83 | 116.5 | 10.26 | 1 | 8.83 |
| 6/24/2015 | 0:00:00 | 19.91 | 67.83 | 116.1 | 10.22 | 1 | 8.85 |
| 6/24/2015 | 1:00:00 | 19.83 | 67.70 | 113.1 | 9.97 | 1 | 8.83 |
| 6/24/2015 | 2:00:00 | 19.72 | 67.49 | 113.8 | 10.05 | 1 | 8.83 |
| 6/24/2015 | 3:00:00 | 19.54 | 67.18 | 112.3 | 9.96 | 1 | 8.83 |
| 6/24/2015 | 4:00:00 | 19.37 | 66.87 | 109.8 | 9.77 | 1 | 8.81 |
| 6/24/2015 | 5:00:00 | 19.28 | 66.71 | 108.8 | 9.7 | 1 | 8.81 |
| 6/24/2015 | 6:00:00 | 19.2 | 66.56 | 110.2 | 9.84 | 1 | 8.79 |
| 6/24/2015 | 7:00:00 | 19.07 | 66.32 | 108.5 | 9.71 | 1 | 8.81 |
| 6/24/2015 | 8:00:00 | 18.91 | 66.04 | 109.4 | 9.83 | 1 | 8.79 |

| | | | | | | | |
|-----------|----------|-------|-------|-------|-------|---|------|
| 6/24/2015 | 9:00:00 | 18.72 | 65.70 | 108.5 | 9.78 | 1 | 8.81 |
| 6/24/2015 | 10:00:00 | 18.59 | 65.46 | 110.2 | 9.96 | 1 | 8.78 |
| 6/24/2015 | 11:00:00 | 18.58 | 65.45 | 114.7 | 10.37 | 1 | 8.79 |
| 6/24/2015 | 12:00:00 | 18.78 | 65.80 | 116.1 | 10.46 | 1 | 8.79 |
| 6/24/2015 | 13:00:00 | 19.14 | 66.45 | 119.1 | 10.65 | 1 | 8.78 |
| 6/24/2015 | 14:00:00 | 19.38 | 66.88 | 122 | 10.85 | 1 | 8.78 |
| 6/24/2015 | 15:00:00 | 19.71 | 67.48 | 124.1 | 10.97 | 1 | 8.76 |
| 6/24/2015 | 16:00:00 | 19.87 | 67.78 | 124.7 | 10.98 | 1 | 8.79 |
| 6/24/2015 | 17:00:00 | 19.73 | 67.51 | 122 | 10.78 | 1 | 8.76 |
| 6/24/2015 | 18:00:00 | 20.32 | 68.59 | 126.3 | 11.03 | 1 | 8.76 |
| 6/24/2015 | 19:00:00 | 20.41 | 68.75 | 123.8 | 10.79 | 1 | 8.74 |
| 6/24/2015 | 20:00:00 | 20.32 | 68.59 | 121 | 10.56 | 1 | 8.78 |
| 6/24/2015 | 21:00:00 | 20.7 | 69.27 | 119.9 | 10.39 | 1 | 8.76 |
| 6/24/2015 | 22:00:00 | 20.76 | 69.37 | 115 | 9.95 | 1 | 8.76 |
| 6/24/2015 | 23:00:00 | 20.63 | 69.13 | 113.9 | 9.88 | 1 | 8.74 |
| 6/25/2015 | 0:00:00 | 20.38 | 68.69 | 111.7 | 9.74 | 1 | 8.76 |
| 6/25/2015 | 1:00:00 | 20.1 | 68.19 | 112.3 | 9.84 | 1 | 8.76 |
| 6/25/2015 | 2:00:00 | 19.85 | 67.74 | 110.3 | 9.72 | 1 | 8.76 |
| 6/25/2015 | 3:00:00 | 19.69 | 67.44 | 109.4 | 9.67 | 1 | 8.76 |
| 6/25/2015 | 4:00:00 | 19.61 | 67.30 | 109.1 | 9.66 | 1 | 8.74 |
| 6/25/2015 | 5:00:00 | 19.55 | 67.20 | 109.9 | 9.75 | 1 | 8.76 |
| 6/25/2015 | 6:00:00 | 19.48 | 67.06 | 109.5 | 9.72 | 1 | 8.74 |
| 6/25/2015 | 7:00:00 | 19.43 | 66.98 | 107.3 | 9.53 | 1 | 8.74 |
| 6/25/2015 | 8:00:00 | 19.34 | 66.81 | 108.8 | 9.68 | 1 | 8.73 |
| 6/25/2015 | 9:00:00 | 19.22 | 66.61 | 107.8 | 9.62 | 1 | 8.74 |
| 6/25/2015 | 10:00:00 | 19.11 | 66.40 | 111.4 | 9.96 | 1 | 8.69 |
| 6/25/2015 | 11:00:00 | 19.02 | 66.24 | 111.5 | 9.99 | 1 | 8.74 |
| 6/25/2015 | 12:00:00 | 19.03 | 66.27 | 114.6 | 10.26 | 1 | 8.71 |
| 6/25/2015 | 13:00:00 | 19.07 | 66.32 | 116.7 | 10.45 | 1 | 8.71 |
| 6/25/2015 | 14:00:00 | 19.08 | 66.36 | 120 | 10.74 | 1 | 8.74 |
| 6/25/2015 | 15:00:00 | 19.06 | 66.31 | 118.8 | 10.64 | 1 | 8.71 |
| 6/25/2015 | 16:00:00 | 18.95 | 66.11 | 117.8 | 10.58 | 1 | 8.71 |
| 6/25/2015 | 17:00:00 | 19.02 | 66.24 | 119.7 | 10.73 | 1 | 8.73 |
| 6/25/2015 | 18:00:00 | 19.12 | 66.42 | 124.2 | 11.11 | 1 | 8.73 |
| 6/25/2015 | 19:00:00 | 19.4 | 66.93 | 125.8 | 11.19 | 1 | 8.71 |
| 6/25/2015 | 20:00:00 | 19.55 | 67.20 | 124.6 | 11.04 | 1 | 8.71 |
| 6/25/2015 | 21:00:00 | 19.56 | 67.21 | 123.3 | 10.93 | 1 | 8.71 |
| 6/25/2015 | 22:00:00 | 19.52 | 67.15 | 118.6 | 10.52 | 1 | 8.68 |
| 6/25/2015 | 23:00:00 | 19.47 | 67.05 | 117.6 | 10.44 | 1 | 8.71 |
| 6/26/2015 | 0:00:00 | 19.45 | 67.02 | 115.7 | 10.28 | 1 | 8.68 |
| 6/26/2015 | 1:00:00 | 19.38 | 66.89 | 114.5 | 10.19 | 1 | 8.68 |
| 6/26/2015 | 2:00:00 | 19.27 | 66.68 | 111.9 | 9.97 | 1 | 8.71 |
| 6/26/2015 | 3:00:00 | 19.11 | 66.39 | 112.9 | 10.1 | 1 | 8.69 |
| 6/26/2015 | 4:00:00 | 18.92 | 66.05 | 110.4 | 9.92 | 1 | 8.68 |
| 6/26/2015 | 5:00:00 | 18.72 | 65.69 | 111.8 | 10.08 | 1 | 8.68 |
| 6/26/2015 | 6:00:00 | 18.53 | 65.36 | 109.5 | 9.91 | 1 | 8.68 |
| 6/26/2015 | 7:00:00 | 18.34 | 65.01 | 109 | 9.9 | 1 | 8.69 |

| | | | | | | | |
|-----------|----------|-------|-------|-------|-------|---|------|
| 6/26/2015 | 8:00:00 | 18.16 | 64.69 | 108.3 | 9.87 | 1 | 8.68 |
| 6/26/2015 | 9:00:00 | 18 | 64.40 | 110.8 | 10.14 | 1 | 8.66 |
| 6/26/2015 | 10:00:00 | 17.9 | 64.22 | 112 | 10.27 | 1 | 8.68 |
| 6/26/2015 | 11:00:00 | 17.94 | 64.29 | 112.8 | 10.33 | 1 | 8.64 |
| 6/26/2015 | 12:00:00 | 18.22 | 64.81 | 117.1 | 10.67 | 1 | 8.68 |
| 6/26/2015 | 13:00:00 | 18.7 | 65.66 | 121 | 10.91 | 1 | 8.68 |
| 6/26/2015 | 14:00:00 | 19.15 | 66.48 | 124.4 | 11.12 | 1 | 8.64 |
| 6/26/2015 | 15:00:00 | 19.28 | 66.71 | 124.8 | 11.12 | 1 | 8.66 |
| 6/26/2015 | 16:00:00 | 19.7 | 67.46 | 126.8 | 11.21 | 1 | 8.66 |
| 6/26/2015 | 17:00:00 | 19.85 | 67.74 | 128.3 | 11.31 | 1 | 8.66 |
| 6/26/2015 | 18:00:00 | 20.3 | 68.55 | 129.8 | 11.34 | 1 | 8.68 |
| 6/26/2015 | 19:00:00 | 20.37 | 68.68 | 128 | 11.16 | 1 | 8.66 |
| 6/26/2015 | 20:00:00 | 20.48 | 68.87 | 125.5 | 10.92 | 1 | 8.66 |
| 6/26/2015 | 21:00:00 | 20.52 | 68.95 | 124.8 | 10.85 | 1 | 8.66 |
| 6/26/2015 | 22:00:00 | 20.43 | 68.78 | 121.7 | 10.6 | 1 | 8.64 |
| 6/26/2015 | 23:00:00 | 20.37 | 68.67 | 117.5 | 10.24 | 1 | 8.64 |
| 6/27/2015 | 0:00:00 | 20.2 | 68.36 | 115.1 | 10.08 | 1 | 8.66 |
| 6/27/2015 | 1:00:00 | 19.91 | 67.83 | 113.1 | 9.96 | 1 | 8.64 |
| 6/27/2015 | 2:00:00 | 19.7 | 67.46 | 114.2 | 10.09 | 1 | 8.62 |
| 6/27/2015 | 3:00:00 | 19.56 | 67.21 | 111.9 | 9.92 | 1 | 8.64 |
| 6/27/2015 | 4:00:00 | 19.43 | 66.98 | 112.8 | 10.02 | 1 | 8.59 |
| 6/27/2015 | 5:00:00 | 19.29 | 66.72 | 110.1 | 9.81 | 1 | 8.59 |
| 6/27/2015 | 6:00:00 | 19.12 | 66.42 | 111.6 | 9.98 | 1 | 8.66 |
| 6/27/2015 | 7:00:00 | 18.92 | 66.06 | 109.3 | 9.81 | 1 | 8.64 |
| 6/27/2015 | 8:00:00 | 18.72 | 65.69 | 108.6 | 9.79 | 1 | 8.66 |
| 6/27/2015 | 9:00:00 | 18.51 | 65.33 | 111.8 | 10.12 | 1 | 8.62 |
| 6/27/2015 | 10:00:00 | 18.4 | 65.12 | 112.2 | 10.18 | 1 | 8.64 |
| 6/27/2015 | 11:00:00 | 18.44 | 65.19 | 115.1 | 10.43 | 1 | 8.62 |
| 6/27/2015 | 12:00:00 | 18.73 | 65.71 | 120.4 | 10.86 | 1 | 8.62 |
| 6/27/2015 | 13:00:00 | 19.18 | 66.52 | 123.7 | 11.05 | 1 | 8.61 |
| 6/27/2015 | 14:00:00 | 19.61 | 67.30 | 124.7 | 11.04 | 1 | 8.64 |
| 6/27/2015 | 15:00:00 | 19.9 | 67.83 | 128.2 | 11.29 | 1 | 8.62 |
| 6/27/2015 | 16:00:00 | 20.04 | 68.07 | 128.1 | 11.24 | 1 | 8.64 |
| 6/27/2015 | 17:00:00 | 20.06 | 68.11 | 124.7 | 10.94 | 1 | 8.66 |
| 6/27/2015 | 18:00:00 | 20.13 | 68.25 | 127.8 | 11.2 | 1 | 8.61 |
| 6/27/2015 | 19:00:00 | 20.58 | 69.04 | 129.4 | 11.24 | 1 | 8.61 |
| 6/27/2015 | 20:00:00 | 20.97 | 69.75 | 129 | 11.12 | 1 | 8.56 |
| 6/27/2015 | 21:00:00 | 20.95 | 69.71 | 124 | 10.69 | 1 | 8.62 |
| 6/27/2015 | 22:00:00 | 20.95 | 69.72 | 120.4 | 10.38 | 1 | 8.61 |
| 6/27/2015 | 23:00:00 | 21.04 | 69.88 | 117.7 | 10.13 | 1 | 8.64 |
| 6/28/2015 | 0:00:00 | 20.84 | 69.51 | 114.6 | 9.91 | 1 | 8.61 |
| 6/28/2015 | 1:00:00 | 20.74 | 69.34 | 113.3 | 9.81 | 1 | 8.62 |
| 6/28/2015 | 2:00:00 | 20.6 | 69.09 | 113.9 | 9.89 | 1 | 8.61 |
| 6/28/2015 | 3:00:00 | 20.36 | 68.65 | 111.1 | 9.69 | 1 | 8.62 |
| 6/28/2015 | 4:00:00 | 20.07 | 68.13 | 110.4 | 9.68 | 1 | 8.61 |
| 6/28/2015 | 5:00:00 | 19.88 | 67.79 | 111.2 | 9.79 | 1 | 8.61 |
| 6/28/2015 | 6:00:00 | 19.72 | 67.51 | 110.4 | 9.75 | 1 | 8.62 |

| | | | | | | | |
|-----------|----------|-------|-------|-------|-------|---|------|
| 6/28/2015 | 7:00:00 | 19.53 | 67.15 | 108.2 | 9.6 | 1 | 8.59 |
| 6/28/2015 | 8:00:00 | 19.34 | 66.81 | 107.3 | 9.56 | 1 | 8.61 |
| 6/28/2015 | 9:00:00 | 19.19 | 66.54 | 110.5 | 9.87 | 1 | 8.62 |
| 6/28/2015 | 10:00:00 | 19.22 | 66.61 | 114.5 | 10.22 | 1 | 8.62 |
| 6/28/2015 | 11:00:00 | 19.23 | 66.63 | 113.4 | 10.12 | 1 | 8.62 |
| 6/28/2015 | 12:00:00 | 19.27 | 66.70 | 117.4 | 10.46 | 1 | 8.61 |
| 6/28/2015 | 13:00:00 | 19.33 | 66.79 | 118.1 | 10.52 | 1 | 8.59 |
| 6/28/2015 | 14:00:00 | 19.19 | 66.54 | 115.6 | 10.32 | 1 | 8.61 |
| 6/28/2015 | 15:00:00 | 19.12 | 66.41 | 118.7 | 10.62 | 1 | 8.61 |
| 6/28/2015 | 16:00:00 | 19.23 | 66.63 | 120.7 | 10.77 | 1 | 8.61 |
| 6/28/2015 | 17:00:00 | 19.85 | 67.74 | 125.9 | 11.09 | 1 | 8.57 |
| 6/28/2015 | 18:00:00 | 20.06 | 68.10 | 126.3 | 11.08 | 1 | 8.62 |
| 6/28/2015 | 19:00:00 | 20.07 | 68.12 | 125.1 | 10.98 | 1 | 8.62 |
| 6/28/2015 | 20:00:00 | 19.99 | 67.98 | 123.6 | 10.86 | 1 | 8.59 |
| 6/28/2015 | 21:00:00 | 19.87 | 67.78 | 122.8 | 10.81 | 1 | 8.59 |
| 6/28/2015 | 22:00:00 | 19.98 | 67.97 | 118.3 | 10.4 | 1 | 8.57 |
| 6/28/2015 | 23:00:00 | 20.12 | 68.22 | 117.4 | 10.29 | 1 | 8.61 |
| 6/29/2015 | 0:00:00 | 20.07 | 68.13 | 114.2 | 10.02 | 1 | 8.59 |
| 6/29/2015 | 1:00:00 | 19.99 | 67.99 | 112.7 | 9.9 | 1 | 8.61 |
| 6/29/2015 | 2:00:00 | 19.91 | 67.84 | 112.1 | 9.86 | 1 | 8.62 |
| 6/29/2015 | 3:00:00 | 19.79 | 67.62 | 109.5 | 9.66 | 1 | 8.61 |
| 6/29/2015 | 4:00:00 | 19.62 | 67.32 | 108.8 | 9.63 | 1 | 8.61 |
| 6/29/2015 | 5:00:00 | 19.44 | 66.99 | 108.4 | 9.63 | 1 | 8.57 |
| 6/29/2015 | 6:00:00 | 19.22 | 66.60 | 109.6 | 9.78 | 1 | 8.61 |
| 6/29/2015 | 7:00:00 | 19.02 | 66.24 | 107.1 | 9.59 | 1 | 8.59 |
| 6/29/2015 | 8:00:00 | 18.84 | 65.91 | 108.1 | 9.72 | 1 | 8.56 |
| 6/29/2015 | 9:00:00 | 18.67 | 65.62 | 107.6 | 9.71 | 1 | 8.57 |
| 6/29/2015 | 10:00:00 | 18.6 | 65.49 | 111.3 | 10.05 | 1 | 8.59 |
| 6/29/2015 | 11:00:00 | 18.69 | 65.65 | 114.6 | 10.33 | 1 | 8.57 |
| 6/29/2015 | 12:00:00 | 19.04 | 66.27 | 117.5 | 10.52 | 1 | 8.57 |
| 6/29/2015 | 13:00:00 | 19.52 | 67.13 | 122 | 10.83 | 1 | 8.59 |
| 6/29/2015 | 14:00:00 | 19.93 | 67.88 | 122.6 | 10.79 | 1 | 8.57 |
| 6/29/2015 | 15:00:00 | 20.49 | 68.88 | 125.4 | 10.91 | 1 | 8.57 |
| 6/29/2015 | 16:00:00 | 20.68 | 69.23 | 128.1 | 11.1 | 1 | 8.57 |
| 6/29/2015 | 17:00:00 | 20.47 | 68.84 | 123.9 | 10.79 | 1 | 8.59 |
| 6/29/2015 | 18:00:00 | 20.1 | 68.18 | 115.7 | 10.14 | 1 | 8.57 |
| 6/29/2015 | 19:00:00 | 20.5 | 68.91 | 123.2 | 10.72 | 1 | 8.57 |
| 6/29/2015 | 20:00:00 | 20.71 | 69.28 | 118.6 | 10.27 | 1 | 8.57 |
| 6/29/2015 | 21:00:00 | 20.73 | 69.31 | 116.3 | 10.07 | 1 | 8.59 |
| 6/29/2015 | 22:00:00 | 20.44 | 68.80 | 112.7 | 9.82 | 1 | 8.59 |
| 6/29/2015 | 23:00:00 | 20.21 | 68.39 | 110.7 | 9.68 | 1 | 8.59 |
| 6/30/2015 | 0:00:00 | 20.02 | 68.04 | 111.7 | 9.81 | 1 | 8.56 |
| 6/30/2015 | 1:00:00 | 19.77 | 67.59 | 110.8 | 9.78 | 1 | 8.59 |
| 6/30/2015 | 2:00:00 | 19.61 | 67.30 | 110.5 | 9.78 | 1 | 8.57 |
| 6/30/2015 | 3:00:00 | 19.43 | 66.97 | 107.8 | 9.58 | 1 | 8.57 |
| 6/30/2015 | 4:00:00 | 19.24 | 66.63 | 107.8 | 9.62 | 1 | 8.56 |
| 6/30/2015 | 5:00:00 | 19.07 | 66.34 | 107.7 | 9.64 | 1 | 8.57 |

| | | | | | | | |
|-----------|----------|-------|-------|-------|-------|---|---------------|
| 6/30/2015 | 6:00:00 | 18.95 | 66.12 | 109.5 | 9.82 | 1 | 8.59 |
| 6/30/2015 | 7:00:00 | 18.86 | 65.94 | 107.1 | 9.63 | 1 | 8.56 |
| 6/30/2015 | 8:00:00 | 18.8 | 65.84 | 108.5 | 9.76 | 1 | 8.54 |
| 6/30/2015 | 9:00:00 | 18.72 | 65.71 | 107 | 9.64 | 1 | 8.56 |
| 6/30/2015 | 10:00:00 | 18.6 | 65.48 | 107.7 | 9.74 | 1 | 8.57 |
| 6/30/2015 | 11:00:00 | 18.49 | 65.28 | 110.5 | 10 | 1 | 8.56 |
| 6/30/2015 | 12:00:00 | 18.41 | 65.14 | 116.1 | 10.53 | 1 | 8.57 |
| 6/30/2015 | 13:00:00 | 18.56 | 65.41 | 118.3 | 10.7 | 1 | 8.57 |
| 6/30/2015 | 14:00:00 | 18.82 | 65.89 | 122.4 | 11.01 | 1 | 8.54 |
| 6/30/2015 | 15:00:00 | 18.69 | 65.65 | 122.5 | 11.05 | 1 | 8.57 |
| 6/30/2015 | 16:00:00 | 18.58 | 65.45 | 120.4 | 10.88 | 1 | 8.54 |
| 6/30/2015 | 17:00:00 | 18.52 | 65.35 | 123.4 | 11.17 | 1 | 8.57 |
| 6/30/2015 | 18:00:00 | 18.47 | 65.25 | 123.5 | 11.19 | 1 | 8.54 |
| 6/30/2015 | 19:00:00 | 18.38 | 65.09 | 123.1 | 11.18 | 1 | 8.57 |
| 6/30/2015 | 20:00:00 | 18.32 | 64.99 | 123.5 | 11.22 | 1 | 8.57 |
| 6/30/2015 | 21:00:00 | 18.23 | 64.81 | 120.1 | 10.93 | 1 | 8.54 |
| 6/30/2015 | 22:00:00 | 18.13 | 64.63 | 120.3 | 10.97 | 1 | 8.57 Avg June |
| 6/30/2015 | 23:00:00 | 17.97 | 64.35 | 115.8 | 10.61 | 1 | 8.52 64.18 F |
| 7/1/2015 | 0:00:00 | 17.78 | 64.00 | 114.2 | 10.49 | 1 | 8.54 |
| 7/1/2015 | 1:00:00 | 17.6 | 63.68 | 113.4 | 10.46 | 1 | 8.56 |
| 7/1/2015 | 2:00:00 | 17.43 | 63.38 | 112.9 | 10.46 | 1 | 8.52 |
| 7/1/2015 | 3:00:00 | 17.28 | 63.10 | 113.9 | 10.58 | 1 | 8.52 |
| 7/1/2015 | 4:00:00 | 17.13 | 62.83 | 113 | 10.52 | 1 | 8.52 |
| 7/1/2015 | 5:00:00 | 16.98 | 62.57 | 112.8 | 10.54 | 1 | 8.54 |
| 7/1/2015 | 6:00:00 | 16.8 | 62.24 | 114.5 | 10.74 | 1 | 8.51 |
| 7/1/2015 | 7:00:00 | 16.6 | 61.89 | 112.2 | 10.57 | 1 | 8.54 |
| 7/1/2015 | 8:00:00 | 16.41 | 61.55 | 114.2 | 10.8 | 1 | 8.51 |
| 7/1/2015 | 9:00:00 | 16.24 | 61.24 | 113.1 | 10.73 | 1 | 8.54 |
| 7/1/2015 | 10:00:00 | 16.11 | 61.00 | 116.7 | 11.11 | 1 | 8.54 |
| 7/1/2015 | 11:00:00 | 16 | 60.81 | 118.4 | 11.29 | 1 | 8.51 |
| 7/1/2015 | 12:00:00 | 16.13 | 61.04 | 121.2 | 11.53 | 1 | 8.52 |
| 7/1/2015 | 13:00:00 | 16.41 | 61.54 | 125.4 | 11.86 | 1 | 8.51 |
| 7/1/2015 | 14:00:00 | 16.72 | 62.10 | 127.8 | 12 | 1 | 8.52 |
| 7/1/2015 | 15:00:00 | 17.1 | 62.78 | 129.5 | 12.07 | 1 | 8.51 |
| 7/1/2015 | 16:00:00 | 17.45 | 63.42 | 128.7 | 11.91 | 1 | 8.54 |
| 7/1/2015 | 17:00:00 | 17.79 | 64.03 | 127.9 | 11.76 | 1 | 8.52 |
| 7/1/2015 | 18:00:00 | 18.18 | 64.72 | 129.4 | 11.8 | 1 | 8.52 |
| 7/1/2015 | 19:00:00 | 18.55 | 65.40 | 126.5 | 11.44 | 1 | 8.47 |
| 7/1/2015 | 20:00:00 | 18.77 | 65.78 | 126.4 | 11.38 | 1 | 8.52 |
| 7/1/2015 | 21:00:00 | 18.86 | 65.95 | 124 | 11.14 | 1 | 8.52 |
| 7/1/2015 | 22:00:00 | 18.88 | 65.98 | 120.4 | 10.82 | 1 | 8.51 |
| 7/1/2015 | 23:00:00 | 18.78 | 65.82 | 118.3 | 10.65 | 1 | 8.51 |
| 7/2/2015 | 0:00:00 | 18.65 | 65.57 | 115.9 | 10.47 | 1 | 8.51 |
| 7/2/2015 | 1:00:00 | 18.48 | 65.27 | 116.2 | 10.53 | 1 | 8.52 |
| 7/2/2015 | 2:00:00 | 18.25 | 64.86 | 116.7 | 10.62 | 1 | 8.51 |
| 7/2/2015 | 3:00:00 | 18.04 | 64.48 | 114 | 10.42 | 1 | 8.49 |
| 7/2/2015 | 4:00:00 | 17.89 | 64.20 | 114.6 | 10.51 | 1 | 8.51 |

| | | | | | | | |
|----------------------------------|----------|-------|-------|-------|-------|---|------|
| 7/2/2015 | 5:00:00 | 17.73 | 63.91 | 112.7 | 10.37 | 1 | 8.51 |
| 7/2/2015 | 6:00:00 | 17.54 | 63.57 | 112.1 | 10.35 | 1 | 8.51 |
| 7/2/2015 | 7:00:00 | 17.36 | 63.24 | 112.1 | 10.39 | 1 | 8.49 |
| 7/2/2015 | 8:00:00 | 17.13 | 62.83 | 111.5 | 10.38 | 1 | 8.49 |
| 7/2/2015 | 9:00:00 | 16.91 | 62.45 | 114.1 | 10.68 | 1 | 8.49 |
| 7/2/2015 | 10:00:00 | 16.77 | 62.18 | 116.2 | 10.91 | 1 | 8.49 |
| 7/2/2015 | 11:00:00 | 16.75 | 62.16 | 119 | 11.18 | 1 | 8.51 |
| 7/2/2015 | 12:00:00 | 16.88 | 62.39 | 121.9 | 11.41 | 1 | 8.47 |
| Out of water: Clean and download | | | | | | | |
| 7/2/2015 | 15:00:00 | 17.73 | 63.91 | 130.2 | 11.98 | 1 | 8.34 |
| 7/2/2015 | 16:00:00 | 17.97 | 64.36 | 130.5 | 11.95 | 1 | 8.34 |
| 7/2/2015 | 17:00:00 | 18.16 | 64.70 | 130.9 | 11.94 | 1 | 8.32 |
| 7/2/2015 | 18:00:00 | 18.5 | 65.30 | 130.7 | 11.84 | 1 | 8.34 |
| 7/2/2015 | 19:00:00 | 18.9 | 66.03 | 130.2 | 11.69 | 1 | 8.32 |
| 7/2/2015 | 20:00:00 | 19.21 | 66.59 | 129.1 | 11.53 | 1 | 8.34 |
| 7/2/2015 | 21:00:00 | 19.41 | 66.95 | 126.8 | 11.28 | 1 | 8.35 |
| 7/2/2015 | 22:00:00 | 19.5 | 67.10 | 123.9 | 10.99 | 1 | 8.32 |
| 7/2/2015 | 23:00:00 | 19.48 | 67.06 | 122.7 | 10.89 | 1 | 8.32 |
| 7/3/2015 | 0:00:00 | 19.47 | 67.06 | 117.9 | 10.47 | 1 | 8.34 |
| 7/3/2015 | 1:00:00 | 19.35 | 66.83 | 117.8 | 10.48 | 1 | 8.32 |
| 7/3/2015 | 2:00:00 | 19.18 | 66.52 | 116.5 | 10.4 | 1 | 8.3 |
| 7/3/2015 | 3:00:00 | 19.01 | 66.22 | 115.2 | 10.33 | 1 | 8.3 |
| 7/3/2015 | 4:00:00 | 18.84 | 65.92 | 114.3 | 10.28 | 1 | 8.34 |
| 7/3/2015 | 5:00:00 | 18.7 | 65.66 | 111.7 | 10.07 | 1 | 8.27 |
| 7/3/2015 | 6:00:00 | 18.55 | 65.40 | 110.9 | 10.03 | 1 | 8.28 |
| 7/3/2015 | 7:00:00 | 18.42 | 65.17 | 112 | 10.15 | 1 | 8.32 |
| 7/3/2015 | 8:00:00 | 18.26 | 64.88 | 110 | 10.01 | 1 | 8.3 |
| 7/3/2015 | 9:00:00 | 18.12 | 64.61 | 112.2 | 10.24 | 1 | 8.28 |
| 7/3/2015 | 10:00:00 | 17.99 | 64.39 | 114.1 | 10.44 | 1 | 8.27 |
| 7/3/2015 | 11:00:00 | 17.96 | 64.34 | 115.3 | 10.56 | 1 | 8.32 |
| 7/3/2015 | 12:00:00 | 18.04 | 64.48 | 118.5 | 10.84 | 1 | 8.3 |
| 7/3/2015 | 13:00:00 | 18.22 | 64.80 | 123.1 | 11.21 | 1 | 8.3 |
| 7/3/2015 | 14:00:00 | 18.47 | 65.26 | 124 | 11.24 | 1 | 8.3 |
| 7/3/2015 | 15:00:00 | 18.54 | 65.37 | 126.5 | 11.45 | 1 | 8.32 |
| 7/3/2015 | 16:00:00 | 18.81 | 65.87 | 128.7 | 11.58 | 1 | 8.3 |
| 7/3/2015 | 17:00:00 | 18.6 | 65.48 | 124.6 | 11.26 | 1 | 8.3 |
| 7/3/2015 | 18:00:00 | 18.65 | 65.58 | 124.9 | 11.28 | 1 | 8.27 |
| 7/3/2015 | 19:00:00 | 18.92 | 66.06 | 126.4 | 11.35 | 1 | 8.3 |
| 7/3/2015 | 20:00:00 | 19 | 66.20 | 124.5 | 11.16 | 1 | 8.27 |
| 7/3/2015 | 21:00:00 | 19.05 | 66.29 | 121 | 10.84 | 1 | 8.28 |
| 7/3/2015 | 22:00:00 | 19.17 | 66.51 | 118.7 | 10.61 | 1 | 8.27 |
| 7/3/2015 | 23:00:00 | 19.28 | 66.70 | 116.3 | 10.37 | 1 | 8.28 |
| 7/4/2015 | 0:00:00 | 19.26 | 66.66 | 115.4 | 10.29 | 1 | 8.28 |
| 7/4/2015 | 1:00:00 | 19.19 | 66.54 | 112 | 10 | 1 | 8.27 |
| 7/4/2015 | 2:00:00 | 19.11 | 66.39 | 111.1 | 9.94 | 1 | 8.25 |
| 7/4/2015 | 3:00:00 | 19.02 | 66.25 | 111.9 | 10.03 | 1 | 8.25 |

| | | | | | | | |
|----------|----------|-------|-------|-------|-------|---|------|
| 7/4/2015 | 4:00:00 | 18.89 | 66.01 | 109.3 | 9.82 | 1 | 8.27 |
| 7/4/2015 | 5:00:00 | 18.76 | 65.78 | 108.6 | 9.78 | 1 | 8.27 |
| 7/4/2015 | 6:00:00 | 18.66 | 65.59 | 108.1 | 9.76 | 1 | 8.25 |
| 7/4/2015 | 7:00:00 | 18.57 | 65.43 | 107.7 | 9.74 | 1 | 8.23 |
| 7/4/2015 | 8:00:00 | 18.51 | 65.32 | 107.3 | 9.72 | 1 | 8.23 |
| 7/4/2015 | 9:00:00 | 18.43 | 65.18 | 109.3 | 9.91 | 1 | 8.25 |
| 7/4/2015 | 10:00:00 | 18.39 | 65.10 | 110 | 9.98 | 1 | 8.25 |
| 7/4/2015 | 11:00:00 | 18.47 | 65.26 | 115.2 | 10.44 | 1 | 8.23 |
| 7/4/2015 | 12:00:00 | 18.71 | 65.68 | 119.2 | 10.75 | 1 | 8.25 |
| 7/4/2015 | 13:00:00 | 19.14 | 66.46 | 121.1 | 10.83 | 1 | 8.23 |
| 7/4/2015 | 14:00:00 | 19.66 | 67.39 | 124.2 | 10.98 | 1 | 8.27 |
| 7/4/2015 | 15:00:00 | 20.1 | 68.18 | 126.6 | 11.1 | 1 | 8.25 |
| 7/4/2015 | 16:00:00 | 20.13 | 68.25 | 128.2 | 11.24 | 1 | 8.27 |
| 7/4/2015 | 17:00:00 | 20.57 | 69.04 | 129.6 | 11.26 | 1 | 8.27 |
| 7/4/2015 | 18:00:00 | 20.72 | 69.31 | 127.9 | 11.08 | 1 | 8.25 |
| 7/4/2015 | 19:00:00 | 20.77 | 69.39 | 127.5 | 11.03 | 1 | 8.27 |
| 7/4/2015 | 20:00:00 | 21.05 | 69.90 | 126 | 10.84 | 1 | 8.27 |
| 7/4/2015 | 21:00:00 | 21.09 | 69.97 | 123.8 | 10.64 | 1 | 8.27 |
| 7/4/2015 | 22:00:00 | 21.03 | 69.87 | 119.6 | 10.3 | 1 | 8.27 |
| 7/4/2015 | 23:00:00 | 21.02 | 69.84 | 117.3 | 10.1 | 1 | 8.27 |
| 7/5/2015 | 0:00:00 | 20.94 | 69.69 | 112 | 9.66 | 1 | 8.25 |
| 7/5/2015 | 1:00:00 | 20.72 | 69.30 | 110.2 | 9.55 | 1 | 8.23 |
| 7/5/2015 | 2:00:00 | 20.51 | 68.92 | 108.7 | 9.46 | 1 | 8.23 |
| 7/5/2015 | 3:00:00 | 20.24 | 68.44 | 109.4 | 9.57 | 1 | 8.23 |
| 7/5/2015 | 4:00:00 | 20.09 | 68.16 | 107.4 | 9.42 | 1 | 8.27 |
| 7/5/2015 | 5:00:00 | 19.98 | 67.96 | 108.2 | 9.51 | 1 | 8.23 |
| 7/5/2015 | 6:00:00 | 19.84 | 67.72 | 107.7 | 9.5 | 1 | 8.23 |
| 7/5/2015 | 7:00:00 | 19.7 | 67.46 | 105.3 | 9.3 | 1 | 8.25 |
| 7/5/2015 | 8:00:00 | 19.56 | 67.22 | 104.8 | 9.29 | 1 | 8.23 |
| 7/5/2015 | 9:00:00 | 19.49 | 67.08 | 104.8 | 9.31 | 1 | 8.25 |
| 7/5/2015 | 10:00:00 | 19.49 | 67.09 | 107.8 | 9.57 | 1 | 8.23 |
| 7/5/2015 | 11:00:00 | 19.59 | 67.27 | 111.9 | 9.91 | 1 | 8.22 |
| 7/5/2015 | 12:00:00 | 19.87 | 67.77 | 117.7 | 10.37 | 1 | 8.25 |
| 7/5/2015 | 13:00:00 | 20.28 | 68.51 | 120.4 | 10.52 | 1 | 8.23 |
| 7/5/2015 | 14:00:00 | 20.79 | 69.43 | 126.2 | 10.91 | 1 | 8.2 |
| 7/5/2015 | 15:00:00 | 21.15 | 70.08 | 128.4 | 11.03 | 1 | 8.22 |
| 7/5/2015 | 16:00:00 | 21.36 | 70.45 | 127.9 | 10.94 | 1 | 8.25 |
| 7/5/2015 | 17:00:00 | 21.49 | 70.68 | 127.7 | 10.89 | 1 | 8.23 |
| 7/5/2015 | 18:00:00 | 21.58 | 70.85 | 127.1 | 10.82 | 1 | 8.22 |
| 7/5/2015 | 19:00:00 | 21.79 | 71.22 | 124.2 | 10.54 | 1 | 8.22 |
| 7/5/2015 | 20:00:00 | 22.21 | 71.98 | 124.2 | 10.45 | 1 | 8.22 |
| 7/5/2015 | 21:00:00 | 22.34 | 72.21 | 121.1 | 10.17 | 1 | 8.2 |
| 7/5/2015 | 22:00:00 | 22.32 | 72.18 | 116.3 | 9.76 | 1 | 8.25 |
| 7/5/2015 | 23:00:00 | 22.44 | 72.39 | 112.5 | 9.43 | 1 | 8.25 |
| 7/6/2015 | 0:00:00 | 22.36 | 72.25 | 109 | 9.15 | 1 | 8.25 |
| 7/6/2015 | 1:00:00 | 22.23 | 72.02 | 106.7 | 8.97 | 1 | 8.23 |
| 7/6/2015 | 2:00:00 | 22.1 | 71.78 | 107.3 | 9.05 | 1 | 8.22 |

| | | | | | | | |
|----------|----------|-------|-------|-------|-------|---|------|
| 7/6/2015 | 3:00:00 | 21.92 | 71.47 | 104.8 | 8.87 | 1 | 8.2 |
| 7/6/2015 | 4:00:00 | 21.72 | 71.09 | 106.2 | 9.02 | 1 | 8.25 |
| 7/6/2015 | 5:00:00 | 21.56 | 70.81 | 103.9 | 8.85 | 1 | 8.22 |
| 7/6/2015 | 6:00:00 | 21.44 | 70.59 | 103.3 | 8.82 | 1 | 8.23 |
| 7/6/2015 | 7:00:00 | 21.28 | 70.31 | 104.3 | 8.93 | 1 | 8.22 |
| 7/6/2015 | 8:00:00 | 21.15 | 70.08 | 103.5 | 8.89 | 1 | 8.22 |
| 7/6/2015 | 9:00:00 | 21.06 | 69.92 | 101.6 | 8.74 | 1 | 8.2 |
| 7/6/2015 | 10:00:00 | 21.04 | 69.88 | 103.1 | 8.87 | 1 | 8.2 |
| 7/6/2015 | 11:00:00 | 21.08 | 69.94 | 106.1 | 9.12 | 1 | 8.2 |
| 7/6/2015 | 12:00:00 | 21.15 | 70.08 | 110.7 | 9.51 | 1 | 8.22 |
| 7/6/2015 | 13:00:00 | 21.24 | 70.23 | 113.2 | 9.71 | 1 | 8.18 |
| 7/6/2015 | 14:00:00 | 21.24 | 70.23 | 110.7 | 9.49 | 1 | 8.18 |
| 7/6/2015 | 15:00:00 | 21.1 | 69.98 | 109.8 | 9.44 | 1 | 8.2 |
| 7/6/2015 | 16:00:00 | 20.98 | 69.77 | 108.3 | 9.33 | 1 | 8.22 |
| 7/6/2015 | 17:00:00 | 21.03 | 69.85 | 112.3 | 9.67 | 1 | 8.2 |
| 7/6/2015 | 18:00:00 | 20.94 | 69.70 | 110.8 | 9.56 | 1 | 8.18 |
| 7/6/2015 | 19:00:00 | 20.94 | 69.70 | 111.2 | 9.59 | 1 | 8.15 |
| 7/6/2015 | 20:00:00 | 20.95 | 69.71 | 111.7 | 9.63 | 1 | 8.2 |
| 7/6/2015 | 21:00:00 | 20.86 | 69.56 | 109.4 | 9.45 | 1 | 8.15 |
| 7/6/2015 | 22:00:00 | 20.36 | 68.65 | 107.3 | 9.36 | 1 | 8.18 |
| 7/6/2015 | 23:00:00 | 20.07 | 68.14 | 108.2 | 9.49 | 1 | 8.15 |
| 7/7/2015 | 0:00:00 | 19.96 | 67.94 | 108.1 | 9.5 | 1 | 8.17 |
| 7/7/2015 | 1:00:00 | 19.64 | 67.36 | 106.1 | 9.39 | 1 | 8.18 |
| 7/7/2015 | 2:00:00 | 19.35 | 66.83 | 107.8 | 9.6 | 1 | 8.17 |
| 7/7/2015 | 3:00:00 | 19.12 | 66.42 | 107.8 | 9.64 | 1 | 8.15 |
| 7/7/2015 | 4:00:00 | 18.94 | 66.10 | 106 | 9.51 | 1 | 8.15 |
| 7/7/2015 | 5:00:00 | 18.75 | 65.75 | 106.2 | 9.57 | 1 | 8.15 |
| 7/7/2015 | 6:00:00 | 18.56 | 65.41 | 106.2 | 9.61 | 1 | 8.17 |
| 7/7/2015 | 7:00:00 | 18.35 | 65.04 | 106.4 | 9.67 | 1 | 8.18 |
| 7/7/2015 | 8:00:00 | 18.16 | 64.70 | 106.6 | 9.72 | 1 | 8.17 |
| 7/7/2015 | 9:00:00 | 17.99 | 64.38 | 109.2 | 9.99 | 1 | 8.18 |
| 7/7/2015 | 10:00:00 | 17.88 | 64.18 | 110.3 | 10.12 | 1 | 8.17 |
| 7/7/2015 | 11:00:00 | 17.86 | 64.15 | 112.4 | 10.31 | 1 | 8.2 |
| 7/7/2015 | 12:00:00 | 17.88 | 64.19 | 112.4 | 10.31 | 1 | 8.17 |
| 7/7/2015 | 13:00:00 | 17.97 | 64.35 | 117 | 10.71 | 1 | 8.15 |
| 7/7/2015 | 14:00:00 | 18.08 | 64.55 | 119.5 | 10.91 | 1 | 8.17 |
| 7/7/2015 | 15:00:00 | 18.14 | 64.66 | 120.7 | 11.01 | 1 | 8.17 |
| 7/7/2015 | 16:00:00 | 18.15 | 64.68 | 122.9 | 11.21 | 1 | 8.15 |
| 7/7/2015 | 17:00:00 | 18.23 | 64.82 | 123.5 | 11.25 | 1 | 8.17 |
| 7/7/2015 | 18:00:00 | 18.37 | 65.07 | 121.6 | 11.04 | 1 | 8.17 |
| 7/7/2015 | 19:00:00 | 18.47 | 65.25 | 123.1 | 11.15 | 1 | 8.15 |
| 7/7/2015 | 20:00:00 | 18.62 | 65.52 | 120.9 | 10.93 | 1 | 8.18 |
| 7/7/2015 | 21:00:00 | 18.62 | 65.53 | 119.6 | 10.8 | 1 | 8.18 |
| 7/7/2015 | 22:00:00 | 18.52 | 65.35 | 119.9 | 10.85 | 1 | 8.13 |
| 7/7/2015 | 23:00:00 | 18.46 | 65.24 | 117.1 | 10.61 | 1 | 8.17 |
| 7/8/2015 | 0:00:00 | 18.41 | 65.14 | 116.1 | 10.53 | 1 | 8.15 |
| 7/8/2015 | 1:00:00 | 18.3 | 64.95 | 115.5 | 10.5 | 1 | 8.15 |

| | | | | | | | |
|----------------------------------|----------|-------|-------|-------|-------|---|------|
| 7/8/2015 | 2:00:00 | 18.17 | 64.72 | 115 | 10.48 | 1 | 8.17 |
| 7/8/2015 | 3:00:00 | 18.01 | 64.42 | 114.3 | 10.46 | 1 | 8.13 |
| 7/8/2015 | 4:00:00 | 17.83 | 64.10 | 113.9 | 10.45 | 1 | 8.17 |
| 7/8/2015 | 5:00:00 | 17.65 | 63.78 | 113.5 | 10.46 | 1 | 8.13 |
| 7/8/2015 | 6:00:00 | 17.46 | 63.43 | 115.5 | 10.68 | 1 | 8.13 |
| 7/8/2015 | 7:00:00 | 17.23 | 63.01 | 114 | 10.6 | 1 | 8.15 |
| 7/8/2015 | 8:00:00 | 16.96 | 62.53 | 116.2 | 10.86 | 1 | 8.11 |
| 7/8/2015 | 9:00:00 | 16.68 | 62.02 | 114.5 | 10.77 | 1 | 8.11 |
| 7/8/2015 | 10:00:00 | 16.45 | 61.61 | 115.4 | 10.91 | 1 | 8.13 |
| 7/8/2015 | 11:00:00 | 16.35 | 61.43 | 118.6 | 11.23 | 1 | 8.1 |
| 7/8/2015 | 12:00:00 | 16.44 | 61.60 | 119.2 | 11.26 | 1 | 8.1 |
| 7/8/2015 | 13:00:00 | 16.65 | 61.97 | 121.6 | 11.44 | 1 | 8.1 |
| 7/8/2015 | 14:00:00 | 16.8 | 62.24 | 125.4 | 11.76 | 1 | 8.13 |
| 7/8/2015 | 15:00:00 | 17.19 | 62.95 | 125.6 | 11.69 | 1 | 8.1 |
| 7/8/2015 | 16:00:00 | 17.64 | 63.75 | 127.2 | 11.73 | 1 | 8.13 |
| 7/8/2015 | 17:00:00 | 18.08 | 64.54 | 129.2 | 11.8 | 1 | 8.11 |
| 7/8/2015 | 18:00:00 | 18.37 | 65.07 | 129.1 | 11.72 | 1 | 8.13 |
| 7/8/2015 | 19:00:00 | 18.51 | 65.33 | 128.1 | 11.6 | 1 | 8.11 |
| 7/8/2015 | 20:00:00 | 18.71 | 65.69 | 125.3 | 11.3 | 1 | 8.1 |
| 7/8/2015 | 21:00:00 | 18.93 | 66.08 | 123.6 | 11.09 | 1 | 8.1 |
| 7/8/2015 | 22:00:00 | 18.9 | 66.02 | 123.3 | 11.08 | 1 | 8.08 |
| 7/8/2015 | 23:00:00 | 18.88 | 65.99 | 119.9 | 10.78 | 1 | 8.13 |
| 7/9/2015 | 0:00:00 | 18.86 | 65.95 | 118 | 10.61 | 1 | 8.11 |
| 7/9/2015 | 1:00:00 | 18.81 | 65.87 | 118.5 | 10.67 | 1 | 8.1 |
| 7/9/2015 | 2:00:00 | 18.8 | 65.84 | 116 | 10.44 | 1 | 8.11 |
| 7/9/2015 | 3:00:00 | 18.73 | 65.73 | 115 | 10.37 | 1 | 8.1 |
| 7/9/2015 | 4:00:00 | 18.62 | 65.53 | 114.6 | 10.35 | 1 | 8.06 |
| 7/9/2015 | 5:00:00 | 18.47 | 65.25 | 114.3 | 10.36 | 1 | 8.1 |
| 7/9/2015 | 6:00:00 | 18.3 | 64.95 | 114 | 10.36 | 1 | 8.08 |
| 7/9/2015 | 7:00:00 | 18.12 | 64.63 | 113.6 | 10.37 | 1 | 8.05 |
| 7/9/2015 | 8:00:00 | 17.91 | 64.25 | 113.5 | 10.4 | 1 | 8.06 |
| 7/9/2015 | 9:00:00 | 17.69 | 63.85 | 113.8 | 10.47 | 1 | 8.08 |
| 7/9/2015 | 10:00:00 | 17.54 | 63.57 | 116.6 | 10.77 | 1 | 8.08 |
| 7/9/2015 | 11:00:00 | 17.48 | 63.47 | 116.2 | 10.74 | 1 | 8.05 |
| Out of water: Clean and download | | | | | | | |
| 7/9/2015 | 13:00:00 | 17.84 | 64.12 | 122.6 | 11.26 | 1 | 8.05 |
| 7/9/2015 | 14:00:00 | 18.14 | 64.66 | 125.3 | 11.43 | 1 | 8 |
| 7/9/2015 | 15:00:00 | 18.4 | 65.12 | 129.4 | 11.74 | 1 | 8.03 |
| 7/9/2015 | 16:00:00 | 18.46 | 65.23 | 129 | 11.69 | 1 | 8.01 |
| 7/9/2015 | 17:00:00 | 19.1 | 66.38 | 131.1 | 11.73 | 1 | 7.98 |
| 7/9/2015 | 18:00:00 | 19.44 | 67.00 | 130.4 | 11.59 | 1 | 8.06 |
| 7/9/2015 | 19:00:00 | 19.77 | 67.59 | 128.2 | 11.31 | 1 | 8.03 |
| 7/9/2015 | 20:00:00 | 19.98 | 67.97 | 127 | 11.16 | 1 | 8.01 |
| 7/9/2015 | 21:00:00 | 20.12 | 68.22 | 125.2 | 10.98 | 1 | 8.05 |
| 7/9/2015 | 22:00:00 | 20.23 | 68.42 | 123.5 | 10.8 | 1 | 8.03 |
| 7/9/2015 | 23:00:00 | 20.39 | 68.70 | 121.2 | 10.57 | 1 | 8.01 |

| | | | | | | | |
|-----------|----------|-------|-------|-------|-------|---|------|
| 7/10/2015 | 0:00:00 | 20.44 | 68.80 | 119.6 | 10.41 | 1 | 8.05 |
| 7/10/2015 | 1:00:00 | 20.38 | 68.69 | 117.9 | 10.28 | 1 | 8.03 |
| 7/10/2015 | 2:00:00 | 20.2 | 68.37 | 118.3 | 10.35 | 1 | 8.05 |
| 7/10/2015 | 3:00:00 | 20.04 | 68.07 | 117.6 | 10.33 | 1 | 8.01 |
| 7/10/2015 | 4:00:00 | 19.88 | 67.80 | 115.1 | 10.13 | 1 | 8.03 |
| 7/10/2015 | 5:00:00 | 19.72 | 67.49 | 114.4 | 10.11 | 1 | 8.03 |
| 7/10/2015 | 6:00:00 | 19.56 | 67.21 | 115.5 | 10.24 | 1 | 8.01 |
| 7/10/2015 | 7:00:00 | 19.37 | 66.88 | 115.3 | 10.26 | 1 | 8 |
| 7/10/2015 | 8:00:00 | 19.19 | 66.55 | 115.4 | 10.31 | 1 | 8.05 |
| 7/10/2015 | 9:00:00 | 19.01 | 66.23 | 115.4 | 10.34 | 1 | 8.05 |
| 7/10/2015 | 10:00:00 | 18.86 | 65.96 | 114.5 | 10.29 | 1 | 8 |
| 7/10/2015 | 11:00:00 | 18.83 | 65.90 | 117.7 | 10.59 | 1 | 8 |
| 7/10/2015 | 12:00:00 | 18.99 | 66.18 | 119.3 | 10.69 | 1 | 8 |
| 7/10/2015 | 13:00:00 | 19.29 | 66.72 | 124.2 | 11.07 | 1 | 8.01 |
| 7/10/2015 | 14:00:00 | 19.46 | 67.03 | 123.2 | 10.94 | 1 | 8.03 |
| 7/10/2015 | 15:00:00 | 19.59 | 67.26 | 124.9 | 11.06 | 1 | 8 |
| 7/10/2015 | 16:00:00 | 19.98 | 67.96 | 127.3 | 11.19 | 1 | 8.03 |
| 7/10/2015 | 17:00:00 | 20.53 | 68.95 | 131 | 11.39 | 1 | 8.03 |
| 7/10/2015 | 18:00:00 | 20.88 | 69.58 | 128.6 | 11.1 | 1 | 7.93 |
| 7/10/2015 | 19:00:00 | 21.1 | 69.99 | 127.1 | 10.92 | 1 | 8.03 |
| 7/10/2015 | 20:00:00 | 21.28 | 70.31 | 124.7 | 10.68 | 1 | 8.03 |
| 7/10/2015 | 21:00:00 | 21.51 | 70.71 | 122.8 | 10.48 | 1 | 8 |
| 7/10/2015 | 22:00:00 | 21.72 | 71.09 | 121 | 10.27 | 1 | 8 |
| 7/10/2015 | 23:00:00 | 21.77 | 71.18 | 120.3 | 10.21 | 1 | 8.01 |
| 7/11/2015 | 0:00:00 | 21.83 | 71.30 | 117 | 9.91 | 1 | 8.03 |
| 7/11/2015 | 1:00:00 | 21.79 | 71.23 | 115.4 | 9.79 | 1 | 8 |
| 7/11/2015 | 2:00:00 | 21.68 | 71.03 | 114.5 | 9.73 | 1 | 8 |
| 7/11/2015 | 3:00:00 | 21.51 | 70.73 | 113.4 | 9.67 | 1 | 8 |
| 7/11/2015 | 4:00:00 | 21.36 | 70.45 | 113.1 | 9.67 | 1 | 7.98 |
| 7/11/2015 | 5:00:00 | 21.22 | 70.20 | 113.8 | 9.76 | 1 | 7.98 |
| 7/11/2015 | 6:00:00 | 21.07 | 69.93 | 113.2 | 9.74 | 1 | 7.91 |
| 7/11/2015 | 7:00:00 | 20.91 | 69.64 | 113.2 | 9.77 | 1 | 7.98 |
| 7/11/2015 | 8:00:00 | 20.71 | 69.28 | 112.7 | 9.77 | 1 | 8 |
| 7/11/2015 | 9:00:00 | 20.52 | 68.95 | 111.5 | 9.69 | 1 | 7.96 |
| 7/11/2015 | 10:00:00 | 20.39 | 68.70 | 112.8 | 9.83 | 1 | 7.94 |
| 7/11/2015 | 11:00:00 | 20.37 | 68.67 | 117 | 10.21 | 1 | 8 |
| 7/11/2015 | 12:00:00 | 20.48 | 68.87 | 118.3 | 10.29 | 1 | 7.98 |
| 7/11/2015 | 13:00:00 | 20.8 | 69.45 | 123.5 | 10.68 | 1 | 8 |
| 7/11/2015 | 14:00:00 | 21.14 | 70.05 | 124 | 10.65 | 1 | 7.98 |
| 7/11/2015 | 15:00:00 | 21.42 | 70.56 | 126.5 | 10.8 | 1 | 7.98 |
| 7/11/2015 | 16:00:00 | 21.51 | 70.72 | 127.4 | 10.87 | 1 | 7.98 |
| 7/11/2015 | 17:00:00 | 21.95 | 71.51 | 129.2 | 10.93 | 1 | 8 |
| 7/11/2015 | 18:00:00 | 22.28 | 72.11 | 130.1 | 10.93 | 1 | 7.98 |
| 7/11/2015 | 19:00:00 | 22.6 | 72.69 | 126.7 | 10.58 | 1 | 8 |
| 7/11/2015 | 20:00:00 | 22.87 | 73.17 | 125.4 | 10.42 | 1 | 7.96 |
| 7/11/2015 | 21:00:00 | 23.12 | 73.63 | 122.9 | 10.17 | 1 | 8 |
| 7/11/2015 | 22:00:00 | 23.3 | 73.94 | 120.2 | 9.9 | 1 | 7.98 |

| | | | | | | | |
|-----------|----------|-------|-------|-------|-------|---|------|
| 7/11/2015 | 23:00:00 | 23.36 | 74.05 | 119.1 | 9.81 | 1 | 7.96 |
| 7/12/2015 | 0:00:00 | 23.32 | 73.97 | 114.4 | 9.43 | 1 | 8 |
| 7/12/2015 | 1:00:00 | 23.2 | 73.77 | 113.7 | 9.39 | 1 | 8 |
| 7/12/2015 | 2:00:00 | 23.01 | 73.42 | 111.9 | 9.27 | 1 | 7.96 |
| 7/12/2015 | 3:00:00 | 22.81 | 73.05 | 111 | 9.23 | 1 | 7.98 |
| 7/12/2015 | 4:00:00 | 22.66 | 72.79 | 109.9 | 9.17 | 1 | 7.94 |
| 7/12/2015 | 5:00:00 | 22.52 | 72.54 | 109 | 9.12 | 1 | 8.01 |
| 7/12/2015 | 6:00:00 | 22.4 | 72.33 | 108.5 | 9.09 | 1 | 8 |
| 7/12/2015 | 7:00:00 | 22.25 | 72.05 | 107.8 | 9.06 | 1 | 7.94 |
| 7/12/2015 | 8:00:00 | 22.05 | 71.69 | 109.3 | 9.22 | 1 | 7.96 |
| 7/12/2015 | 9:00:00 | 21.89 | 71.40 | 108.3 | 9.17 | 1 | 7.94 |
| 7/12/2015 | 10:00:00 | 21.75 | 71.15 | 109.8 | 9.33 | 1 | 7.94 |
| 7/12/2015 | 11:00:00 | 21.69 | 71.05 | 113.9 | 9.68 | 1 | 7.96 |
| 7/12/2015 | 12:00:00 | 21.86 | 71.35 | 116.5 | 9.87 | 1 | 7.98 |
| 7/12/2015 | 13:00:00 | 22.2 | 71.96 | 120.7 | 10.16 | 1 | 7.96 |
| 7/12/2015 | 14:00:00 | 22.26 | 72.06 | 124.5 | 10.47 | 1 | 7.96 |
| 7/12/2015 | 15:00:00 | 22.25 | 72.05 | 123.7 | 10.4 | 1 | 7.98 |
| 7/12/2015 | 16:00:00 | 22.49 | 72.48 | 126.2 | 10.56 | 1 | 7.94 |
| 7/12/2015 | 17:00:00 | 22.87 | 73.17 | 127.4 | 10.58 | 1 | 7.94 |
| 7/12/2015 | 18:00:00 | 22.82 | 73.08 | 125.8 | 10.46 | 1 | 7.98 |
| 7/12/2015 | 19:00:00 | 22.9 | 73.23 | 126 | 10.46 | 1 | 7.98 |
| 7/12/2015 | 20:00:00 | 23.01 | 73.42 | 122.7 | 10.17 | 1 | 7.96 |
| 7/12/2015 | 21:00:00 | 23.13 | 73.63 | 119.4 | 9.88 | 1 | 7.96 |
| 7/12/2015 | 22:00:00 | 23.24 | 73.83 | 116.9 | 9.65 | 1 | 7.94 |
| 7/12/2015 | 23:00:00 | 23.26 | 73.88 | 114.3 | 9.42 | 1 | 7.96 |
| 7/13/2015 | 0:00:00 | 23.18 | 73.73 | 111.6 | 9.22 | 1 | 7.98 |
| 7/13/2015 | 1:00:00 | 22.97 | 73.35 | 110 | 9.12 | 1 | 7.94 |
| 7/13/2015 | 2:00:00 | 22.79 | 73.02 | 109 | 9.07 | 1 | 7.94 |
| 7/13/2015 | 3:00:00 | 22.61 | 72.71 | 108.3 | 9.04 | 1 | 7.89 |
| 7/13/2015 | 4:00:00 | 22.45 | 72.42 | 107.5 | 9 | 1 | 7.91 |
| 7/13/2015 | 5:00:00 | 22.32 | 72.17 | 108.6 | 9.12 | 1 | 7.93 |
| 7/13/2015 | 6:00:00 | 22.2 | 71.97 | 106.4 | 8.95 | 1 | 7.91 |
| 7/13/2015 | 7:00:00 | 22.11 | 71.80 | 105.8 | 8.92 | 1 | 7.93 |
| 7/13/2015 | 8:00:00 | 22.08 | 71.74 | 105.2 | 8.87 | 1 | 7.91 |
| 7/13/2015 | 9:00:00 | 22.02 | 71.64 | 105.1 | 8.87 | 1 | 7.91 |
| 7/13/2015 | 10:00:00 | 21.94 | 71.50 | 107.1 | 9.06 | 1 | 7.88 |
| 7/13/2015 | 11:00:00 | 21.89 | 71.41 | 109.5 | 9.27 | 1 | 7.91 |
| 7/13/2015 | 12:00:00 | 21.84 | 71.32 | 109.5 | 9.28 | 1 | 7.88 |
| 7/13/2015 | 13:00:00 | 21.86 | 71.35 | 112.4 | 9.52 | 1 | 7.93 |
| 7/13/2015 | 14:00:00 | 21.82 | 71.28 | 113.2 | 9.6 | 1 | 7.88 |
| 7/13/2015 | 15:00:00 | 21.94 | 71.50 | 119.2 | 10.08 | 1 | 7.86 |
| 7/13/2015 | 16:00:00 | 22.55 | 72.59 | 122.9 | 10.27 | 1 | 7.91 |
| 7/13/2015 | 17:00:00 | 22.81 | 73.07 | 122.8 | 10.21 | 1 | 7.91 |
| 7/13/2015 | 18:00:00 | 22.59 | 72.67 | 122.6 | 10.24 | 1 | 7.91 |
| 7/13/2015 | 19:00:00 | 22.49 | 72.48 | 121.5 | 10.17 | 1 | 7.89 |
| 7/13/2015 | 20:00:00 | 22.38 | 72.30 | 118.5 | 9.94 | 1 | 7.89 |
| 7/13/2015 | 21:00:00 | 22.39 | 72.31 | 114.7 | 9.62 | 1 | 7.88 |

| | | | | | | | |
|-----------|----------|-------|-------|-------|------|---|------|
| 7/13/2015 | 22:00:00 | 22.55 | 72.59 | 113 | 9.45 | 1 | 7.89 |
| 7/13/2015 | 23:00:00 | 21.52 | 70.75 | 112.7 | 9.61 | 1 | 7.94 |

Eureka_Mant V6.97

Unit removed for reprogramming. Recalibrated after reprogramming. Difficulties with calibration stabilization. Accepted SRF 79% and deployed. Note: After reprogramming, defaulted to basic parameter list, Degrees F and DO % Sat not recorded. Added back in below.

| | | | | | | | |
|-----------|----------|-------|-------|--|-------|--|--|
| 7/15/2015 | 15:00:00 | 22.54 | 72.57 | | 9.16 | | |
| 7/15/2015 | 16:00:00 | 23.12 | 77.44 | | 9.24 | | |
| 7/15/2015 | 17:00:00 | 20.35 | 65.52 | | 11.16 | | |
| 7/15/2015 | 18:00:00 | 20.54 | 66.13 | | 11.28 | | |
| 7/15/2015 | 19:00:00 | 20.72 | 66.71 | | 11 | | |
| 7/15/2015 | 20:00:00 | 20.81 | 67.00 | | 10.95 | | |
| 7/15/2015 | 21:00:00 | 20.85 | 67.13 | | 10.76 | | |
| 7/15/2015 | 22:00:00 | 20.76 | 66.84 | | 10.58 | | |
| 7/15/2015 | 23:00:00 | 20.69 | 66.62 | | 10.61 | | |
| 7/16/2015 | 0:00:00 | 20.54 | 66.14 | | 10.26 | | |
| 7/16/2015 | 1:00:00 | 20.34 | 65.49 | | 10.34 | | |
| 7/16/2015 | 2:00:00 | 20.1 | 64.72 | | 10.16 | | |
| 7/16/2015 | 3:00:00 | 19.83 | 63.85 | | 10.13 | | |
| 7/16/2015 | 4:00:00 | 19.6 | 63.11 | | 10.12 | | |
| 7/16/2015 | 5:00:00 | 19.45 | 62.63 | | 10.26 | | |
| 7/16/2015 | 6:00:00 | 19.31 | 62.18 | | 10.25 | | |
| 7/16/2015 | 7:00:00 | 19.14 | 61.63 | | 10.27 | | |
| 7/16/2015 | 8:00:00 | 18.96 | 61.05 | | 10.24 | | |
| 7/16/2015 | 9:00:00 | 18.8 | 60.54 | | 10.3 | | |
| 7/16/2015 | 10:00:00 | 18.73 | 60.31 | | 10.43 | | |
| 7/16/2015 | 11:00:00 | 18.8 | 60.54 | | 10.62 | | |
| 7/16/2015 | 12:00:00 | 19.06 | 61.37 | | 10.78 | | |
| 7/16/2015 | 13:00:00 | 19.45 | 62.63 | | 11.1 | | |
| 7/16/2015 | 14:00:00 | 19.92 | 64.14 | | 11.42 | | |
| 7/16/2015 | 15:00:00 | 20.27 | 65.27 | | 11.32 | | |
| 7/16/2015 | 16:00:00 | 20.57 | 66.24 | | 11.39 | | |
| 7/16/2015 | 17:00:00 | 20.7 | 66.65 | | 11.43 | | |
| 7/16/2015 | 18:00:00 | 20.67 | 66.56 | | 11.36 | | |
| 7/16/2015 | 19:00:00 | 20.91 | 67.33 | | 11.41 | | |
| 7/16/2015 | 20:00:00 | 20.99 | 67.59 | | 11.15 | | |
| 7/16/2015 | 21:00:00 | 21 | 67.62 | | 10.98 | | |
| 7/16/2015 | 22:00:00 | 20.91 | 67.33 | | 10.51 | | |
| 7/16/2015 | 23:00:00 | 20.84 | 67.10 | | 10.27 | | |
| 7/17/2015 | 0:00:00 | 20.7 | 66.65 | | 10.27 | | |
| 7/17/2015 | 1:00:00 | 20.5 | 66.01 | | 10.06 | | |
| 7/17/2015 | 2:00:00 | 20.32 | 65.43 | | 10.16 | | |
| 7/17/2015 | 3:00:00 | 20.2 | 65.04 | | 9.97 | | |
| 7/17/2015 | 4:00:00 | 20.11 | 64.75 | | 10.09 | | |
| 7/17/2015 | 5:00:00 | 19.98 | 64.34 | | 9.93 | | |
| 7/17/2015 | 6:00:00 | 19.87 | 63.98 | | 9.86 | | |
| 7/17/2015 | 7:00:00 | 19.8 | 63.76 | | 9.81 | | |
| 7/17/2015 | 8:00:00 | 19.73 | 63.53 | | 9.75 | | |

| | | | | |
|-----------|----------|-------|-------|-------|
| 7/17/2015 | 9:00:00 | 19.69 | 63.40 | 9.85 |
| 7/17/2015 | 10:00:00 | 19.71 | 63.47 | 9.79 |
| 7/17/2015 | 11:00:00 | 19.79 | 63.72 | 10.03 |
| 7/17/2015 | 12:00:00 | 19.91 | 64.11 | 10.4 |
| 7/17/2015 | 13:00:00 | 20.06 | 64.59 | 10.41 |
| 7/17/2015 | 14:00:00 | 20.22 | 65.11 | 10.63 |
| 7/17/2015 | 15:00:00 | 20.63 | 66.43 | 10.92 |
| 7/17/2015 | 16:00:00 | 20.93 | 67.39 | 10.93 |
| 7/17/2015 | 17:00:00 | 21.49 | 69.20 | 11.02 |
| 7/17/2015 | 18:00:00 | 21.52 | 69.29 | 10.93 |
| 7/17/2015 | 19:00:00 | 21.56 | 69.42 | 10.75 |
| 7/17/2015 | 20:00:00 | 21.72 | 69.94 | 10.72 |
| 7/17/2015 | 21:00:00 | 21.7 | 69.87 | 10.33 |
| 7/17/2015 | 22:00:00 | 21.73 | 69.97 | 10.07 |
| 7/17/2015 | 23:00:00 | 21.72 | 69.94 | 9.88 |
| 7/18/2015 | 0:00:00 | 21.83 | 70.29 | 9.7 |
| 7/18/2015 | 1:00:00 | 21.9 | 70.52 | 9.59 |
| 7/18/2015 | 2:00:00 | 21.88 | 70.45 | 9.54 |
| 7/18/2015 | 3:00:00 | 21.82 | 70.26 | 9.5 |
| 7/18/2015 | 4:00:00 | 21.64 | 69.68 | 9.45 |
| 7/18/2015 | 5:00:00 | 21.4 | 68.91 | 9.56 |
| 7/18/2015 | 6:00:00 | 21.16 | 68.14 | 9.56 |
| 7/18/2015 | 7:00:00 | 20.98 | 67.56 | 9.54 |
| 7/18/2015 | 8:00:00 | 20.84 | 67.10 | 9.54 |
| 7/18/2015 | 9:00:00 | 20.71 | 66.69 | 9.42 |
| 7/18/2015 | 10:00:00 | 20.63 | 66.43 | 9.59 |
| 7/18/2015 | 11:00:00 | 20.58 | 66.27 | 9.62 |
| 7/18/2015 | 12:00:00 | 20.7 | 66.65 | 10.04 |
| 7/18/2015 | 13:00:00 | 20.85 | 67.14 | 10.31 |
| 7/18/2015 | 14:00:00 | 21.14 | 68.07 | 10.48 |
| 7/18/2015 | 15:00:00 | 21.86 | 70.39 | 10.92 |
| 7/18/2015 | 16:00:00 | 22.51 | 72.48 | 10.99 |
| 7/18/2015 | 17:00:00 | 22.9 | 73.74 | 10.73 |
| 7/18/2015 | 18:00:00 | 23 | 74.06 | 10.53 |
| 7/18/2015 | 19:00:00 | 22.88 | 73.67 | 10.35 |
| 7/18/2015 | 20:00:00 | 22.8 | 73.42 | 10.2 |
| 7/18/2015 | 21:00:00 | 22.79 | 73.38 | 9.98 |
| 7/18/2015 | 22:00:00 | 22.92 | 73.80 | 9.74 |
| 7/18/2015 | 23:00:00 | 23.1 | 74.38 | 9.5 |
| 7/19/2015 | 0:00:00 | 23.16 | 74.58 | 9.35 |
| 7/19/2015 | 1:00:00 | 23.24 | 74.83 | 9.25 |
| 7/19/2015 | 2:00:00 | 23.29 | 74.99 | 9.16 |
| 7/19/2015 | 3:00:00 | 23.22 | 74.77 | 9.26 |
| 7/19/2015 | 4:00:00 | 23.09 | 74.35 | 9.2 |
| 7/19/2015 | 5:00:00 | 22.89 | 73.71 | 9.16 |
| 7/19/2015 | 6:00:00 | 22.73 | 73.19 | 9.1 |
| 7/19/2015 | 7:00:00 | 22.53 | 72.55 | 9.09 |

| | | | | | |
|-----------|----------|-------|-------|-------|------------------|
| 7/19/2015 | 8:00:00 | 22.28 | 71.74 | 8.95 | |
| 7/19/2015 | 9:00:00 | 22.08 | 71.10 | 9.02 | |
| 7/19/2015 | 10:00:00 | 21.98 | 70.78 | 9.32 | |
| 7/19/2015 | 11:00:00 | 22.01 | 70.87 | 9.47 | |
| 7/19/2015 | 12:00:00 | 22.2 | 71.48 | 9.78 | |
| 7/19/2015 | 13:00:00 | 22.52 | 72.51 | 10.08 | |
| 7/19/2015 | 14:00:00 | 23.11 | 74.41 | 10.47 | |
| 7/19/2015 | 15:00:00 | 23.4 | 75.35 | 10.42 | |
| 7/19/2015 | 16:00:00 | 23.52 | 75.73 | 10.34 | |
| 7/19/2015 | 17:00:00 | 23.69 | 76.28 | 10.45 | |
| 7/19/2015 | 18:00:00 | 23.7 | 76.31 | 10.4 | YSI Reading 8.19 |
| 7/19/2015 | 19:00:00 | 23.74 | 76.44 | 10.25 | |
| 7/19/2015 | 20:00:00 | 23.77 | 76.54 | 10.1 | |
| 7/19/2015 | 21:00:00 | 23.71 | 76.35 | 9.77 | |
| 7/19/2015 | 22:00:00 | 23.63 | 76.09 | 9.45 | |
| 7/19/2015 | 23:00:00 | 23.56 | 75.86 | 9.24 | |
| 7/20/2015 | 0:00:00 | 23.48 | 75.61 | 9.21 | |
| 7/20/2015 | 1:00:00 | 23.4 | 75.35 | 9.02 | |
| 7/20/2015 | 2:00:00 | 23.34 | 75.15 | 9 | |
| 7/20/2015 | 3:00:00 | 23.22 | 74.77 | 9.11 | |
| 7/20/2015 | 4:00:00 | 23.05 | 74.22 | 8.98 | |
| 7/20/2015 | 5:00:00 | 22.86 | 73.61 | 8.95 | |
| 7/20/2015 | 6:00:00 | 22.63 | 72.87 | 9.05 | |
| 7/20/2015 | 7:00:00 | 22.4 | 72.13 | 8.89 | |
| 7/20/2015 | 8:00:00 | 22.2 | 71.48 | 8.87 | |
| 7/20/2015 | 9:00:00 | 22.05 | 71.00 | 9.03 | |
| 7/20/2015 | 10:00:00 | 21.95 | 70.68 | 9.01 | |
| 7/20/2015 | 11:00:00 | 22.05 | 71.00 | 9.19 | Avg July F |
| 7/20/2015 | 12:00:00 | 22.37 | 72.03 | 9.61 | 65.4 F |
| 7/20/2015 | 13:00:00 | 22.75 | 73.26 | 9.88 | YSI Reading 8.07 |

| Date | Time | H2O Temp (C) | DO mg/L |
|-----------|-------|--------------|---------|
| 7/22/2015 | 9:57 | 20.8 | 8.59 |
| 7/22/2015 | 16:00 | 23.6 | 8.38 |
| 7/23/2015 | 9:20 | 21 | 8.21 |
| 7/24/2015 | 9:40 | 22.1 | 8.42 |
| 7/25/2015 | | | |
| 7/26/2015 | 19:25 | 25.2 | 7.17 |
| 7/27/2015 | 14:00 | 27 | 8.59 |
| 7/28/2015 | 10:51 | 24.4 | 8.47 |
| 7/29/2015 | 9:59 | 23.5 | 7.95 |

Manual DO Probe Readings

POWERDAM

Eureka_Modu V5.34

4100339

| DATE | TIME | Temp_deg_C | Temp_deg_F | DO_mg/l | DO_%Sat | Circ_S | CablePower_V |
|-----------|----------|------------|------------|---------|---------|--------|--------------|
| 4/26/2015 | 23:00:00 | 9.43 | 48.98 | 15.21 | 138.8 | 1 | 9.01 |
| 4/27/2015 | 0:00:00 | 9.52 | 49.13 | 15.06 | 137.8 | 1 | 9.05 |
| 4/27/2015 | 1:00:00 | 9.58 | 49.25 | 14.92 | 136.7 | 1 | 8.98 |
| 4/27/2015 | 2:00:00 | 9.62 | 49.31 | 14.79 | 135.6 | 1 | 9 |
| 4/27/2015 | 3:00:00 | 9.64 | 49.35 | 14.66 | 134.5 | 1 | 8.96 |
| 4/27/2015 | 4:00:00 | 9.6 | 49.28 | 14.59 | 133.7 | 1 | 8.96 |
| 4/27/2015 | 5:00:00 | 9.51 | 49.12 | 14.56 | 133.1 | 1 | 8.93 |
| 4/27/2015 | 6:00:00 | 9.39 | 48.91 | 14.5 | 132.2 | 1 | 8.91 |
| 4/27/2015 | 7:00:00 | 9.28 | 48.7 | 14.52 | 132.1 | 1 | 8.95 |
| 4/27/2015 | 8:00:00 | 9.11 | 48.4 | 14.47 | 131.1 | 1 | 8.88 |
| 4/27/2015 | 9:00:00 | 8.97 | 48.15 | 14.53 | 131.2 | 1 | 8.85 |
| 4/27/2015 | 10:00:00 | 8.82 | 47.89 | 14.55 | 130.9 | 1 | 8.85 |
| 4/27/2015 | 11:00:00 | 8.7 | 47.67 | 14.57 | 130.7 | 1 | 8.85 |
| 4/27/2015 | 12:00:00 | 8.63 | 47.53 | 14.55 | 130.3 | 1 | 8.78 |
| 4/27/2015 | 13:00:00 | 8.61 | 47.5 | 14.51 | 129.9 | 1 | 8.81 |
| 4/27/2015 | 14:00:00 | 8.67 | 47.6 | 14.43 | 129.4 | 1 | 8.85 |
| 4/27/2015 | 15:00:00 | 8.76 | 47.78 | 14.45 | 129.8 | 1 | 8.81 |
| 4/27/2015 | 16:00:00 | 8.95 | 48.11 | 14.4 | 129.9 | 1 | 8.73 |
| 4/27/2015 | 17:00:00 | 9.17 | 48.51 | 14.26 | 129.4 | 1 | 8.79 |
| 4/27/2015 | 18:00:00 | 9.34 | 48.81 | 14.24 | 129.7 | 1 | 8.79 |
| 4/27/2015 | 19:00:00 | 9.45 | 49.01 | 14.29 | 130.5 | 1 | 8.78 |
| 4/27/2015 | 20:00:00 | 9.62 | 49.31 | 14.22 | 130.4 | 1 | 8.78 |
| 4/27/2015 | 21:00:00 | 9.77 | 49.59 | 14.18 | 130.4 | 1 | 8.78 |
| 4/27/2015 | 22:00:00 | 9.9 | 49.82 | 14.07 | 129.9 | 1 | 8.69 |
| 4/27/2015 | 23:00:00 | 10.05 | 50.09 | 13.88 | 128.6 | 1 | 8.64 |
| 4/28/2015 | 0:00:00 | 10.15 | 50.27 | 13.73 | 127.5 | 1 | 8.61 |
| 4/28/2015 | 1:00:00 | 10.18 | 50.33 | 13.74 | 127.7 | 1 | 8.56 |
| 4/28/2015 | 2:00:00 | 10.23 | 50.43 | 13.67 | 127.2 | 1 | 8.61 |
| 4/28/2015 | 3:00:00 | 10.25 | 50.46 | 13.62 | 126.8 | 1 | 8.56 |
| 4/28/2015 | 4:00:00 | 10.26 | 50.48 | 13.54 | 126.1 | 1 | 8.57 |
| 4/28/2015 | 5:00:00 | 10.25 | 50.45 | 13.5 | 125.6 | 1 | 8.56 |
| 4/28/2015 | 6:00:00 | 10.15 | 50.27 | 13.52 | 125.5 | 1 | 8.51 |
| 4/28/2015 | 7:00:00 | 10.04 | 50.07 | 13.46 | 124.6 | 1 | 8.56 |
| 4/28/2015 | 8:00:00 | 9.89 | 49.81 | 13.5 | 124.6 | 1 | 8.52 |
| 4/28/2015 | 9:00:00 | 9.74 | 49.54 | 13.54 | 124.5 | 1 | 8.47 |
| 4/28/2015 | 10:00:00 | 9.58 | 49.25 | 13.58 | 124.5 | 1 | 8.49 |
| 4/28/2015 | 11:00:00 | 9.44 | 49 | 13.65 | 124.7 | 1 | 8.52 |
| 4/28/2015 | 12:00:00 | 9.36 | 48.85 | 13.64 | 124.3 | 1 | 8.52 |
| 4/28/2015 | 13:00:00 | 9.33 | 48.81 | 13.63 | 124.1 | 1 | 8.49 |
| 4/28/2015 | 14:00:00 | 9.39 | 48.9 | 13.63 | 124.3 | 1 | 8.44 |
| 4/28/2015 | 15:00:00 | 9.49 | 49.09 | 13.62 | 124.5 | 1 | 8.47 |
| 4/28/2015 | 16:00:00 | 9.7 | 49.46 | 13.55 | 124.5 | 1 | 8.47 |
| 4/28/2015 | 17:00:00 | 9.92 | 49.86 | 13.56 | 125.2 | 1 | 8.44 |
| 4/28/2015 | 18:00:00 | 10.12 | 50.22 | 13.52 | 125.4 | 1 | 8.47 |

| | | | | | | | |
|-----------|----------|-------|-------|-------|-------|---|------|
| 4/28/2015 | 19:00:00 | 10.3 | 50.54 | 13.49 | 125.7 | 1 | 8.44 |
| 4/28/2015 | 20:00:00 | 10.49 | 50.89 | 13.34 | 124.9 | 1 | 8.47 |
| 4/28/2015 | 21:00:00 | 10.64 | 51.16 | 13.36 | 125.5 | 1 | 8.45 |
| 4/28/2015 | 22:00:00 | 10.79 | 51.42 | 13.31 | 125.5 | 1 | 8.4 |
| 4/28/2015 | 23:00:00 | 10.89 | 51.61 | 13.22 | 124.9 | 1 | 8.4 |
| 4/29/2015 | 0:00:00 | 10.97 | 51.75 | 13.17 | 124.6 | 1 | 8.44 |
| 4/29/2015 | 1:00:00 | 11.03 | 51.85 | 13.09 | 124 | 1 | 8.42 |
| 4/29/2015 | 2:00:00 | 11.13 | 52.03 | 12.97 | 123.2 | 1 | 8.39 |
| 4/29/2015 | 3:00:00 | 11.18 | 52.13 | 12.94 | 123.1 | 1 | 8.4 |
| 4/29/2015 | 4:00:00 | 11.22 | 52.19 | 12.88 | 122.6 | 1 | 8.4 |
| 4/29/2015 | 5:00:00 | 11.21 | 52.18 | 12.86 | 122.4 | 1 | 8.35 |
| 4/29/2015 | 6:00:00 | 11.18 | 52.12 | 12.83 | 122.1 | 1 | 8.37 |
| 4/29/2015 | 7:00:00 | 11.07 | 51.93 | 12.83 | 121.7 | 1 | 8.37 |
| 4/29/2015 | 8:00:00 | 10.95 | 51.71 | 12.85 | 121.6 | 1 | 8.34 |
| 4/29/2015 | 9:00:00 | 10.79 | 51.43 | 12.88 | 121.4 | 1 | 8.35 |
| 4/29/2015 | 10:00:00 | 10.62 | 51.13 | 12.93 | 121.4 | 1 | 8.34 |
| 4/29/2015 | 11:00:00 | 10.49 | 50.88 | 13.01 | 121.8 | 1 | 8.3 |
| 4/29/2015 | 12:00:00 | 10.35 | 50.64 | 13.01 | 121.4 | 1 | 8.35 |
| 4/29/2015 | 13:00:00 | 10.29 | 50.52 | 13.04 | 121.5 | 1 | 8.34 |
| 4/29/2015 | 14:00:00 | 10.34 | 50.62 | 13.07 | 121.9 | 1 | 8.34 |
| 4/29/2015 | 15:00:00 | 10.45 | 50.82 | 13 | 121.6 | 1 | 8.34 |
| 4/29/2015 | 16:00:00 | 10.66 | 51.19 | 12.92 | 121.4 | 1 | 8.3 |
| 4/29/2015 | 17:00:00 | 10.79 | 51.43 | 12.74 | 120.1 | 1 | 8.28 |
| 4/29/2015 | 18:00:00 | 11.02 | 51.84 | 12.86 | 121.9 | 1 | 8.32 |
| 4/29/2015 | 19:00:00 | 11.24 | 52.24 | 12.88 | 122.6 | 1 | 8.32 |
| 4/29/2015 | 20:00:00 | 11.3 | 52.34 | 12.84 | 122.5 | 1 | 8.28 |
| 4/29/2015 | 21:00:00 | 11.43 | 52.58 | 12.8 | 122.5 | 1 | 8.3 |
| 4/29/2015 | 22:00:00 | 11.5 | 52.71 | 12.78 | 122.5 | 1 | 8.3 |
| 4/29/2015 | 23:00:00 | 11.57 | 52.83 | 12.71 | 121.9 | 1 | 8.25 |
| 4/30/2015 | 0:00:00 | 11.57 | 52.83 | 12.68 | 121.7 | 1 | 8.23 |
| 4/30/2015 | 1:00:00 | 11.62 | 52.91 | 12.62 | 121.3 | 1 | 8.27 |
| 4/30/2015 | 2:00:00 | 11.65 | 52.97 | 12.52 | 120.4 | 1 | 8.28 |
| 4/30/2015 | 3:00:00 | 11.66 | 52.99 | 12.54 | 120.6 | 1 | 8.25 |
| 4/30/2015 | 4:00:00 | 11.62 | 52.91 | 12.51 | 120.2 | 1 | 8.27 |
| 4/30/2015 | 5:00:00 | 11.57 | 52.83 | 12.44 | 119.4 | 1 | 8.23 |
| 4/30/2015 | 6:00:00 | 11.48 | 52.67 | 12.48 | 119.6 | 1 | 8.25 |
| 4/30/2015 | 7:00:00 | 11.33 | 52.4 | 12.52 | 119.5 | 1 | 8.27 |
| 4/30/2015 | 8:00:00 | 11.17 | 52.11 | 12.53 | 119.2 | 1 | 8.25 |
| 4/30/2015 | 9:00:00 | 10.98 | 51.76 | 12.63 | 119.6 | 1 | 8.25 |
| 4/30/2015 | 10:00:00 | 10.8 | 51.44 | 12.66 | 119.3 | 1 | 8.15 |
| 4/30/2015 | 11:00:00 | 10.62 | 51.13 | 12.7 | 119.2 | 1 | 8.27 |
| 4/30/2015 | 12:00:00 | 10.52 | 50.94 | 12.74 | 119.3 | 1 | 8.18 |
| 4/30/2015 | 13:00:00 | 10.43 | 50.77 | 12.8 | 119.6 | 1 | 8.25 |
| 4/30/2015 | 14:00:00 | 10.41 | 50.74 | 12.76 | 119.2 | 1 | 8.22 |
| 4/30/2015 | 15:00:00 | 10.43 | 50.79 | 12.84 | 120 | 1 | 8.22 |
| 4/30/2015 | 16:00:00 | 10.56 | 51.02 | 12.81 | 120.1 | 1 | 8.2 |
| 4/30/2015 | 17:00:00 | 10.8 | 51.45 | 12.79 | 120.6 | 1 | 8.2 |

| | | | | | | | |
|-----------|----------|-------|-------|-------|-------|---|------|
| 4/30/2015 | 18:00:00 | 10.98 | 51.76 | 12.73 | 120.6 | 1 | 8.2 |
| 4/30/2015 | 19:00:00 | 11.17 | 52.11 | 12.71 | 120.8 | 1 | 8.22 |
| 4/30/2015 | 20:00:00 | 11.39 | 52.5 | 12.64 | 120.8 | 1 | 8.22 |
| 4/30/2015 | 21:00:00 | 11.49 | 52.69 | 12.6 | 120.7 | 1 | 8.2 |
| 4/30/2015 | 22:00:00 | 11.57 | 52.82 | 12.6 | 120.9 | 1 | 8.2 |
| 4/30/2015 | 23:00:00 | 11.63 | 52.94 | 12.49 | 120 | 1 | 8.18 |
| 5/1/2015 | 0:00:00 | 11.71 | 53.08 | 12.52 | 120.6 | 1 | 8.18 |
| 5/1/2015 | 1:00:00 | 11.78 | 53.2 | 12.48 | 120.4 | 1 | 8.15 |
| 5/1/2015 | 2:00:00 | 11.83 | 53.3 | 12.38 | 119.5 | 1 | 8.15 |
| 5/1/2015 | 3:00:00 | 11.86 | 53.35 | 12.4 | 119.8 | 1 | 8.13 |
| 5/1/2015 | 4:00:00 | 11.89 | 53.41 | 12.28 | 118.7 | 1 | 8.15 |
| 5/1/2015 | 5:00:00 | 11.92 | 53.46 | 12.11 | 117.1 | 1 | 8.13 |
| 5/1/2015 | 6:00:00 | 11.9 | 53.42 | 12.26 | 118.6 | 1 | 8.13 |
| 5/1/2015 | 7:00:00 | 11.84 | 53.31 | 12.21 | 118 | 1 | 8.1 |
| 5/1/2015 | 8:00:00 | 11.75 | 53.16 | 12.11 | 116.8 | 1 | 8.13 |
| 5/1/2015 | 9:00:00 | 11.63 | 52.94 | 12.23 | 117.5 | 1 | 8.17 |
| 5/1/2015 | 10:00:00 | 11.51 | 52.72 | 12.32 | 118.1 | 1 | 8.11 |
| 5/1/2015 | 11:00:00 | 11.36 | 52.45 | 12.35 | 118 | 1 | 8.1 |
| 5/1/2015 | 12:00:00 | 11.23 | 52.21 | 12.36 | 117.7 | 1 | 8.08 |
| 5/1/2015 | 13:00:00 | 11.16 | 52.09 | 12.44 | 118.3 | 1 | 8.08 |
| 5/1/2015 | 14:00:00 | 11.18 | 52.12 | 12.43 | 118.2 | 1 | 8.06 |
| 5/1/2015 | 15:00:00 | 11.22 | 52.19 | 12.49 | 118.9 | 1 | 8.11 |
| 5/1/2015 | 16:00:00 | 11.36 | 52.45 | 12.48 | 119.2 | 1 | 8.11 |
| 5/1/2015 | 17:00:00 | 11.45 | 52.61 | 12.46 | 119.2 | 1 | 8.1 |
| 5/1/2015 | 18:00:00 | 11.56 | 52.81 | 12.43 | 119.3 | 1 | 8.08 |
| 5/1/2015 | 19:00:00 | 11.79 | 53.22 | 12.43 | 119.9 | 1 | 8.06 |
| 5/1/2015 | 20:00:00 | 11.94 | 53.49 | 12.41 | 120.1 | 1 | 8.1 |
| 5/1/2015 | 21:00:00 | 12.11 | 53.8 | 12.36 | 120.1 | 1 | 8.06 |
| 5/1/2015 | 22:00:00 | 12.23 | 54.02 | 12.3 | 119.9 | 1 | 8.05 |
| 5/1/2015 | 23:00:00 | 12.38 | 54.28 | 12.24 | 119.7 | 1 | 8.08 |
| 5/2/2015 | 0:00:00 | 12.45 | 54.41 | 12.13 | 118.8 | 1 | 8.03 |
| 5/2/2015 | 1:00:00 | 12.51 | 54.53 | 12.1 | 118.6 | 1 | 8.08 |
| 5/2/2015 | 2:00:00 | 12.58 | 54.64 | 12.04 | 118.2 | 1 | 8.03 |
| 5/2/2015 | 3:00:00 | 12.61 | 54.71 | 11.99 | 117.9 | 1 | 8.06 |
| 5/2/2015 | 4:00:00 | 12.71 | 54.88 | 11.96 | 117.8 | 1 | 8.1 |
| 5/2/2015 | 5:00:00 | 12.72 | 54.89 | 11.9 | 117.3 | 1 | 8.08 |
| 5/2/2015 | 6:00:00 | 12.72 | 54.89 | 11.89 | 117.1 | 1 | 8.06 |
| 5/2/2015 | 7:00:00 | 12.65 | 54.77 | 11.85 | 116.5 | 1 | 8 |
| 5/2/2015 | 8:00:00 | 12.55 | 54.59 | 11.83 | 116.1 | 1 | 8 |
| 5/2/2015 | 9:00:00 | 12.42 | 54.35 | 11.86 | 116 | 1 | 8.01 |
| 5/2/2015 | 10:00:00 | 12.25 | 54.06 | 11.97 | 116.7 | 1 | 8.01 |
| 5/2/2015 | 11:00:00 | 12.12 | 53.82 | 11.8 | 114.7 | 1 | 7.94 |
| 5/2/2015 | 12:00:00 | 12 | 53.61 | 12.04 | 116.7 | 1 | 7.96 |
| 5/2/2015 | 13:00:00 | 11.97 | 53.54 | 12.03 | 116.5 | 1 | 7.96 |
| 5/2/2015 | 14:00:00 | 11.93 | 53.48 | 12.1 | 117.1 | 1 | 8 |
| 5/2/2015 | 15:00:00 | 11.99 | 53.59 | 12.01 | 116.4 | 1 | 8 |
| 5/2/2015 | 16:00:00 | 12.06 | 53.72 | 12.07 | 117.2 | 1 | 8.03 |

| | | | | | | | |
|----------|----------|-------|-------|-------|-------|---|------|
| 5/2/2015 | 17:00:00 | 12.13 | 53.83 | 12.11 | 117.7 | 1 | 8.01 |
| 5/2/2015 | 18:00:00 | 12.39 | 54.31 | 12.07 | 118 | 1 | 7.94 |
| 5/2/2015 | 19:00:00 | 12.43 | 54.38 | 12.08 | 118.2 | 1 | 7.96 |
| 5/2/2015 | 20:00:00 | 12.57 | 54.62 | 12.03 | 118.1 | 1 | 7.94 |
| 5/2/2015 | 21:00:00 | 12.7 | 54.86 | 11.98 | 118 | 1 | 7.96 |
| 5/2/2015 | 22:00:00 | 12.79 | 55.03 | 11.96 | 118.1 | 1 | 7.98 |
| 5/2/2015 | 23:00:00 | 12.95 | 55.32 | 11.9 | 117.9 | 1 | 7.93 |
| 5/3/2015 | 0:00:00 | 13.07 | 55.53 | 11.77 | 116.9 | 1 | 7.96 |
| 5/3/2015 | 1:00:00 | 13.21 | 55.79 | 11.74 | 116.9 | 1 | 7.98 |
| 5/3/2015 | 2:00:00 | 13.3 | 55.94 | 11.72 | 116.9 | 1 | 7.94 |
| 5/3/2015 | 3:00:00 | 13.37 | 56.08 | 11.58 | 115.8 | 1 | 7.93 |
| 5/3/2015 | 4:00:00 | 13.45 | 56.21 | 11.6 | 116.2 | 1 | 7.94 |
| 5/3/2015 | 5:00:00 | 13.46 | 56.24 | 11.51 | 115.3 | 1 | 7.94 |
| 5/3/2015 | 6:00:00 | 13.45 | 56.21 | 11.54 | 115.6 | 1 | 7.96 |
| 5/3/2015 | 7:00:00 | 13.39 | 56.11 | 11.49 | 114.9 | 1 | 7.94 |
| 5/3/2015 | 8:00:00 | 13.34 | 56.02 | 11.48 | 114.7 | 1 | 7.88 |
| 5/3/2015 | 9:00:00 | 13.25 | 55.85 | 11.46 | 114.3 | 1 | 7.89 |
| 5/3/2015 | 10:00:00 | 13.15 | 55.67 | 11.51 | 114.5 | 1 | 7.89 |
| 5/3/2015 | 11:00:00 | 13.04 | 55.48 | 11.54 | 114.5 | 1 | 7.89 |
| 5/3/2015 | 12:00:00 | 12.94 | 55.29 | 11.56 | 114.4 | 1 | 7.89 |
| 5/3/2015 | 13:00:00 | 12.93 | 55.28 | 11.57 | 114.5 | 1 | 7.93 |
| 5/3/2015 | 14:00:00 | 12.92 | 55.26 | 11.61 | 114.9 | 1 | 7.89 |
| 5/3/2015 | 15:00:00 | 13.01 | 55.43 | 11.58 | 114.9 | 1 | 7.94 |
| 5/3/2015 | 16:00:00 | 13.08 | 55.55 | 11.68 | 116 | 1 | 7.89 |
| 5/3/2015 | 17:00:00 | 13.22 | 55.81 | 11.66 | 116.2 | 1 | 7.96 |
| 5/3/2015 | 18:00:00 | 13.32 | 55.99 | 11.63 | 116.1 | 1 | 7.89 |
| 5/3/2015 | 19:00:00 | 13.45 | 56.22 | 11.55 | 115.7 | 1 | 7.93 |
| 5/3/2015 | 20:00:00 | 13.6 | 56.49 | 11.64 | 116.9 | 1 | 7.86 |
| 5/3/2015 | 21:00:00 | 13.74 | 56.73 | 11.54 | 116.3 | 1 | 7.93 |
| 5/3/2015 | 22:00:00 | 13.81 | 56.87 | 11.5 | 116 | 1 | 7.88 |
| 5/3/2015 | 23:00:00 | 13.97 | 57.14 | 11.39 | 115.4 | 1 | 7.88 |
| 5/4/2015 | 0:00:00 | 14.12 | 57.42 | 11.41 | 115.9 | 1 | 7.93 |
| 5/4/2015 | 1:00:00 | 14.32 | 57.78 | 11.3 | 115.3 | 1 | 7.88 |
| 5/4/2015 | 2:00:00 | 14.43 | 57.98 | 11.25 | 115.2 | 1 | 7.88 |
| 5/4/2015 | 3:00:00 | 14.47 | 58.05 | 11.23 | 115 | 1 | 7.88 |
| 5/4/2015 | 4:00:00 | 14.53 | 58.15 | 11.14 | 114.3 | 1 | 7.86 |
| 5/4/2015 | 5:00:00 | 14.63 | 58.34 | 11.08 | 113.8 | 1 | 7.88 |
| 5/4/2015 | 6:00:00 | 14.7 | 58.47 | 11.1 | 114.2 | 1 | 7.91 |
| 5/4/2015 | 7:00:00 | 14.74 | 58.53 | 11.03 | 113.6 | 1 | 7.89 |
| 5/4/2015 | 8:00:00 | 14.73 | 58.52 | 10.96 | 112.9 | 1 | 7.86 |
| 5/4/2015 | 9:00:00 | 14.72 | 58.5 | 10.98 | 113 | 1 | 7.86 |
| 5/4/2015 | 10:00:00 | 14.68 | 58.42 | 10.93 | 112.4 | 1 | 7.88 |
| 5/4/2015 | 11:00:00 | 14.56 | 58.22 | 10.97 | 112.5 | 1 | 7.89 |
| 5/4/2015 | 12:00:00 | 14.47 | 58.05 | 10.92 | 111.8 | 1 | 7.84 |
| 5/4/2015 | 13:00:00 | 14.43 | 57.97 | 10.92 | 111.7 | 1 | 7.89 |
| 5/4/2015 | 14:00:00 | 14.33 | 57.8 | 11.09 | 113.3 | 1 | 7.88 |
| 5/4/2015 | 15:00:00 | 14.35 | 57.83 | 11.06 | 112.9 | 1 | 7.88 |

| | | | | | | | |
|----------|----------|-------|-------|-------|-------|---|------|
| 5/4/2015 | 16:00:00 | 14.54 | 58.18 | 11.1 | 113.8 | 1 | 7.88 |
| 5/4/2015 | 17:00:00 | 14.62 | 58.31 | 11.11 | 114.2 | 1 | 7.83 |
| 5/4/2015 | 18:00:00 | 14.72 | 58.5 | 11.12 | 114.6 | 1 | 7.89 |
| 5/4/2015 | 19:00:00 | 14.89 | 58.81 | 11.11 | 114.9 | 1 | 7.89 |
| 5/4/2015 | 20:00:00 | 14.96 | 58.93 | 11.14 | 115.3 | 1 | 7.83 |
| 5/4/2015 | 21:00:00 | 15.03 | 59.06 | 11.12 | 115.3 | 1 | 7.83 |
| 5/4/2015 | 22:00:00 | 15.06 | 59.11 | 11.11 | 115.2 | 1 | 7.84 |
| 5/4/2015 | 23:00:00 | 15.09 | 59.17 | 11.05 | 114.7 | 1 | 7.84 |
| 5/5/2015 | 0:00:00 | 15.14 | 59.26 | 11.1 | 115.4 | 1 | 7.83 |
| 5/5/2015 | 1:00:00 | 15.2 | 59.36 | 11.03 | 114.7 | 1 | 7.86 |
| 5/5/2015 | 2:00:00 | 15.18 | 59.32 | 11.08 | 115.2 | 1 | 7.84 |
| 5/5/2015 | 3:00:00 | 15.18 | 59.32 | 11.04 | 114.8 | 1 | 7.84 |
| 5/5/2015 | 4:00:00 | 15.22 | 59.39 | 10.97 | 114.1 | 1 | 7.79 |
| 5/5/2015 | 5:00:00 | 15.21 | 59.38 | 11 | 114.5 | 1 | 7.86 |
| 5/5/2015 | 6:00:00 | 15.18 | 59.33 | 10.89 | 113.3 | 1 | 7.86 |
| 5/5/2015 | 7:00:00 | 15.08 | 59.16 | 10.91 | 113.2 | 1 | 7.86 |
| 5/5/2015 | 8:00:00 | 14.99 | 58.99 | 10.86 | 112.5 | 1 | 7.81 |
| 5/5/2015 | 9:00:00 | 14.89 | 58.8 | 10.87 | 112.4 | 1 | 7.84 |
| 5/5/2015 | 10:00:00 | 14.71 | 58.49 | 10.88 | 112 | 1 | 7.84 |
| 5/5/2015 | 11:00:00 | 14.57 | 58.23 | 10.87 | 111.6 | 1 | 7.77 |
| 5/5/2015 | 12:00:00 | 14.42 | 57.96 | 10.95 | 112 | 1 | 7.79 |
| 5/5/2015 | 13:00:00 | 14.33 | 57.8 | 10.93 | 111.6 | 1 | 7.79 |
| 5/5/2015 | 14:00:00 | 14.28 | 57.7 | 11.13 | 113.5 | 1 | 7.79 |
| 5/5/2015 | 15:00:00 | 14.29 | 57.72 | 11.07 | 113 | 1 | 7.72 |
| 5/5/2015 | 16:00:00 | 14.39 | 57.91 | 11.17 | 114.2 | 1 | 7.81 |
| 5/5/2015 | 17:00:00 | 14.62 | 58.33 | 11.23 | 115.4 | 1 | 7.79 |
| 5/5/2015 | 18:00:00 | 14.75 | 58.55 | 11.18 | 115.2 | 1 | 7.86 |
| 5/5/2015 | 19:00:00 | 14.91 | 58.83 | 11.21 | 115.9 | 1 | 7.84 |
| 5/5/2015 | 20:00:00 | 14.95 | 58.91 | 11.15 | 115.4 | 1 | 7.86 |
| 5/5/2015 | 21:00:00 | 15.1 | 59.19 | 11.21 | 116.4 | 1 | 7.83 |
| 5/5/2015 | 22:00:00 | 15.26 | 59.46 | 11.03 | 114.9 | 1 | 7.83 |
| 5/5/2015 | 23:00:00 | 15.29 | 59.52 | 11.01 | 114.8 | 1 | 7.83 |
| 5/6/2015 | 0:00:00 | 15.43 | 59.77 | 10.95 | 114.5 | 1 | 7.79 |
| 5/6/2015 | 1:00:00 | 15.52 | 59.94 | 10.83 | 113.5 | 1 | 7.81 |
| 5/6/2015 | 2:00:00 | 15.62 | 60.11 | 10.89 | 114.3 | 1 | 7.83 |
| 5/6/2015 | 3:00:00 | 15.64 | 60.15 | 10.81 | 113.5 | 1 | 7.83 |
| 5/6/2015 | 4:00:00 | 15.71 | 60.27 | 10.69 | 112.4 | 1 | 7.77 |
| 5/6/2015 | 5:00:00 | 15.71 | 60.29 | 10.74 | 113 | 1 | 7.83 |
| 5/6/2015 | 6:00:00 | 15.69 | 60.25 | 10.7 | 112.5 | 1 | 7.83 |
| 5/6/2015 | 7:00:00 | 15.64 | 60.16 | 10.56 | 111 | 1 | 7.72 |
| 5/6/2015 | 8:00:00 | 15.57 | 60.03 | 10.53 | 110.4 | 1 | 7.77 |
| 5/6/2015 | 9:00:00 | 15.48 | 59.86 | 10.51 | 110 | 1 | 7.81 |
| 5/6/2015 | 10:00:00 | 15.36 | 59.65 | 10.58 | 110.4 | 1 | 7.74 |
| 5/6/2015 | 11:00:00 | 15.25 | 59.45 | 10.69 | 111.4 | 1 | 7.83 |
| 5/6/2015 | 12:00:00 | 15.08 | 59.16 | 10.75 | 111.6 | 1 | 7.76 |
| 5/6/2015 | 13:00:00 | 14.99 | 58.99 | 10.74 | 111.2 | 1 | 7.81 |
| 5/6/2015 | 14:00:00 | 14.89 | 58.8 | 10.86 | 112.2 | 1 | 7.79 |

| | | | | | | | |
|----------|----------|-------|-------|-------|-------|---|------|
| 5/6/2015 | 15:00:00 | 14.83 | 58.7 | 10.87 | 112.2 | 1 | 7.83 |
| 5/6/2015 | 16:00:00 | 14.79 | 58.63 | 10.91 | 112.5 | 1 | 7.79 |
| 5/6/2015 | 17:00:00 | 14.87 | 58.77 | 11.05 | 114.1 | 1 | 7.74 |
| 5/6/2015 | 18:00:00 | 14.9 | 58.82 | 11.11 | 114.9 | 1 | 7.83 |
| 5/6/2015 | 19:00:00 | 14.97 | 58.96 | 11.14 | 115.3 | 1 | 7.81 |
| 5/6/2015 | 20:00:00 | 15 | 59 | 11.15 | 115.5 | 1 | 7.83 |
| 5/6/2015 | 21:00:00 | 15.16 | 59.3 | 11.2 | 116.4 | 1 | 7.79 |
| 5/6/2015 | 22:00:00 | 15.15 | 59.27 | 11.13 | 115.7 | 1 | 7.83 |
| 5/6/2015 | 23:00:00 | 15.23 | 59.41 | 10.92 | 113.7 | 1 | 7.76 |
| 5/7/2015 | 0:00:00 | 15.3 | 59.54 | 10.96 | 114.2 | 1 | 7.83 |
| 5/7/2015 | 1:00:00 | 15.4 | 59.72 | 10.91 | 114 | 1 | 7.77 |
| 5/7/2015 | 2:00:00 | 15.44 | 59.8 | 10.88 | 113.8 | 1 | 7.76 |
| 5/7/2015 | 3:00:00 | 15.49 | 59.89 | 10.77 | 112.8 | 1 | 7.84 |
| 5/7/2015 | 4:00:00 | 15.55 | 59.99 | 10.78 | 113.1 | 1 | 7.77 |
| 5/7/2015 | 5:00:00 | 15.59 | 60.07 | 10.73 | 112.6 | 1 | 7.77 |
| 5/7/2015 | 6:00:00 | 15.58 | 60.05 | 10.66 | 111.8 | 1 | 7.76 |
| 5/7/2015 | 7:00:00 | 15.6 | 60.09 | 10.64 | 111.7 | 1 | 7.83 |
| 5/7/2015 | 8:00:00 | 15.54 | 59.97 | 10.59 | 111 | 1 | 7.81 |
| 5/7/2015 | 9:00:00 | 15.48 | 59.87 | 10.7 | 112.1 | 1 | 7.77 |
| 5/7/2015 | 10:00:00 | 15.4 | 59.72 | 10.59 | 110.6 | 1 | 7.81 |
| 5/7/2015 | 11:00:00 | 15.33 | 59.6 | 10.69 | 111.5 | 1 | 7.79 |
| 5/7/2015 | 12:00:00 | 15.27 | 59.5 | 10.72 | 111.7 | 1 | 7.76 |
| 5/7/2015 | 13:00:00 | 15.26 | 59.48 | 10.76 | 112.2 | 1 | 7.83 |
| 5/7/2015 | 14:00:00 | 15.27 | 59.5 | 10.83 | 112.9 | 1 | 7.76 |
| 5/7/2015 | 15:00:00 | 15.36 | 59.65 | 10.81 | 112.9 | 1 | 7.76 |
| 5/7/2015 | 16:00:00 | 15.52 | 59.94 | 10.86 | 113.7 | 1 | 7.76 |
| 5/7/2015 | 17:00:00 | 15.66 | 60.19 | 10.93 | 114.8 | 1 | 7.76 |
| 5/7/2015 | 18:00:00 | 15.68 | 60.23 | 10.91 | 114.7 | 1 | 7.69 |
| 5/7/2015 | 19:00:00 | 15.78 | 60.4 | 10.92 | 115 | 1 | 7.76 |
| 5/7/2015 | 20:00:00 | 15.87 | 60.57 | 10.8 | 114 | 1 | 7.81 |
| 5/7/2015 | 21:00:00 | 15.96 | 60.73 | 10.88 | 115 | 1 | 7.79 |
| 5/7/2015 | 22:00:00 | 16.11 | 61 | 10.82 | 114.8 | 1 | 7.79 |
| 5/7/2015 | 23:00:00 | 16.15 | 61.07 | 10.56 | 112.1 | 1 | 7.79 |
| 5/8/2015 | 0:00:00 | 16.27 | 61.28 | 10.53 | 112.1 | 1 | 7.79 |
| 5/8/2015 | 1:00:00 | 16.38 | 61.48 | 10.43 | 111.3 | 1 | 7.71 |
| 5/8/2015 | 2:00:00 | 16.52 | 61.73 | 10.44 | 111.7 | 1 | 7.83 |
| 5/8/2015 | 3:00:00 | 16.58 | 61.84 | 10.28 | 110.2 | 1 | 7.76 |
| 5/8/2015 | 4:00:00 | 16.64 | 61.95 | 10.39 | 111.4 | 1 | 7.77 |
| 5/8/2015 | 5:00:00 | 16.67 | 62.01 | 10.1 | 108.4 | 1 | 7.76 |
| 5/8/2015 | 6:00:00 | 16.73 | 62.12 | 10.18 | 109.4 | 1 | 7.76 |
| 5/8/2015 | 7:00:00 | 16.74 | 62.14 | 10.13 | 108.9 | 1 | 7.76 |
| 5/8/2015 | 8:00:00 | 16.75 | 62.15 | 10.15 | 109.1 | 1 | 7.69 |
| 5/8/2015 | 9:00:00 | 16.69 | 62.05 | 10.07 | 108.2 | 1 | 7.74 |
| 5/8/2015 | 10:00:00 | 16.66 | 61.99 | 10.11 | 108.5 | 1 | 7.74 |
| 5/8/2015 | 11:00:00 | 16.62 | 61.92 | 10.21 | 109.6 | 1 | 7.69 |
| 5/8/2015 | 12:00:00 | 16.57 | 61.84 | 10.2 | 109.3 | 1 | 7.74 |
| 5/8/2015 | 13:00:00 | 16.57 | 61.83 | 10.23 | 109.6 | 1 | 7.74 |

| | | | | | | | |
|-----------|----------|-------|-------|-------|-------|---|------|
| 5/8/2015 | 14:00:00 | 16.55 | 61.8 | 10.25 | 109.8 | 1 | 7.76 |
| 5/8/2015 | 15:00:00 | 16.62 | 61.91 | 10.31 | 110.5 | 1 | 7.76 |
| 5/8/2015 | 16:00:00 | 16.62 | 61.91 | 10.29 | 110.4 | 1 | 7.74 |
| 5/8/2015 | 17:00:00 | 16.73 | 62.12 | 10.47 | 112.6 | 1 | 7.72 |
| 5/8/2015 | 18:00:00 | 16.65 | 61.97 | 10.33 | 110.9 | 1 | 7.71 |
| 5/8/2015 | 19:00:00 | 16.63 | 61.93 | 10.23 | 109.8 | 1 | 7.74 |
| 5/8/2015 | 20:00:00 | 16.65 | 61.97 | 10.43 | 111.9 | 1 | 7.71 |
| 5/8/2015 | 21:00:00 | 16.66 | 61.99 | 10.35 | 111.1 | 1 | 7.71 |
| 5/8/2015 | 22:00:00 | 16.71 | 62.07 | 10.3 | 110.7 | 1 | 7.69 |
| 5/8/2015 | 23:00:00 | 16.71 | 62.08 | 10.28 | 110.4 | 1 | 7.72 |
| 5/9/2015 | 0:00:00 | 16.69 | 62.04 | 10.37 | 111.3 | 1 | 7.69 |
| 5/9/2015 | 1:00:00 | 16.66 | 61.99 | 10.28 | 110.3 | 1 | 7.69 |
| 5/9/2015 | 2:00:00 | 16.66 | 61.99 | 10.13 | 108.7 | 1 | 7.71 |
| 5/9/2015 | 3:00:00 | 16.62 | 61.92 | 10.2 | 109.4 | 1 | 7.67 |
| 5/9/2015 | 4:00:00 | 16.64 | 61.95 | 10.1 | 108.4 | 1 | 7.69 |
| 5/9/2015 | 5:00:00 | 16.68 | 62.03 | 9.95 | 106.8 | 1 | 7.62 |
| 5/9/2015 | 6:00:00 | 16.64 | 61.96 | 9.96 | 106.8 | 1 | 7.57 |
| 5/9/2015 | 7:00:00 | 16.63 | 61.95 | 10.01 | 107.4 | 1 | 7.62 |
| 5/9/2015 | 8:00:00 | 16.57 | 61.82 | 9.92 | 106.3 | 1 | 7.66 |
| 5/9/2015 | 9:00:00 | 16.53 | 61.75 | 9.99 | 106.9 | 1 | 7.59 |
| 5/9/2015 | 10:00:00 | 16.43 | 61.57 | 9.98 | 106.6 | 1 | 7.64 |
| 5/9/2015 | 11:00:00 | 16.33 | 61.4 | 10.05 | 107.2 | 1 | 7.66 |
| 5/9/2015 | 12:00:00 | 16.25 | 61.25 | 10.16 | 108.1 | 1 | 7.67 |
| 5/9/2015 | 13:00:00 | 16.14 | 61.06 | 10.19 | 108.2 | 1 | 7.62 |
| 5/9/2015 | 14:00:00 | 16.08 | 60.96 | 10.38 | 110.1 | 1 | 7.64 |
| 5/9/2015 | 15:00:00 | 16.03 | 60.86 | 10.4 | 110.1 | 1 | 7.62 |
| 5/9/2015 | 16:00:00 | 16.06 | 60.91 | 10.53 | 111.6 | 1 | 7.67 |
| 5/9/2015 | 17:00:00 | 16.09 | 60.96 | 10.56 | 112 | 1 | 7.66 |
| 5/9/2015 | 18:00:00 | 16.1 | 60.98 | 10.67 | 113.2 | 1 | 7.66 |
| 5/9/2015 | 19:00:00 | 16.11 | 61 | 10.59 | 112.4 | 1 | 7.66 |
| 5/9/2015 | 20:00:00 | 16.2 | 61.16 | 10.78 | 114.6 | 1 | 7.66 |
| 5/9/2015 | 21:00:00 | 16.23 | 61.21 | 10.83 | 115.2 | 1 | 7.57 |
| 5/9/2015 | 22:00:00 | 16.16 | 61.09 | 10.8 | 114.7 | 1 | 7.67 |
| 5/9/2015 | 23:00:00 | 16.07 | 60.93 | 10.36 | 109.9 | 1 | 7.69 |
| 5/10/2015 | 0:00:00 | 16.05 | 60.89 | 10.2 | 108.1 | 1 | 7.66 |
| 5/10/2015 | 1:00:00 | 16.08 | 60.95 | 10.23 | 108.5 | 1 | 7.67 |
| 5/10/2015 | 2:00:00 | 16.13 | 61.05 | 10.33 | 109.7 | 1 | 7.69 |
| 5/10/2015 | 3:00:00 | 16.17 | 61.12 | 10.18 | 108.1 | 1 | 7.67 |
| 5/10/2015 | 4:00:00 | 16.2 | 61.16 | 10.18 | 108.2 | 1 | 7.62 |
| 5/10/2015 | 5:00:00 | 16.2 | 61.16 | 10.1 | 107.4 | 1 | 7.66 |
| 5/10/2015 | 6:00:00 | 16.17 | 61.11 | 10.12 | 107.5 | 1 | 7.61 |
| 5/10/2015 | 7:00:00 | 16.14 | 61.05 | 10.19 | 108.2 | 1 | 7.64 |
| 5/10/2015 | 8:00:00 | 16.07 | 60.93 | 10.12 | 107.3 | 1 | 7.61 |
| 5/10/2015 | 9:00:00 | 16 | 60.8 | 10.08 | 106.7 | 1 | 7.62 |
| 5/10/2015 | 10:00:00 | 15.95 | 60.72 | 10.17 | 107.6 | 1 | 7.62 |
| 5/10/2015 | 11:00:00 | 15.88 | 60.58 | 10.14 | 107 | 1 | 7.64 |
| 5/10/2015 | 12:00:00 | 15.81 | 60.46 | 10.32 | 108.7 | 1 | 7.66 |

| | | | | | | | |
|-----------|----------|-------|-------|-------|-------|---|------|
| 5/10/2015 | 13:00:00 | 15.69 | 60.25 | 10.41 | 109.4 | 1 | 7.67 |
| 5/10/2015 | 14:00:00 | 15.58 | 60.05 | 10.46 | 109.7 | 1 | 7.69 |
| 5/10/2015 | 15:00:00 | 15.44 | 59.8 | 10.51 | 109.9 | 1 | 7.66 |
| 5/10/2015 | 18:00:00 | 15.29 | 59.53 | 10.66 | 111.1 | 1 | 7.83 |
| 5/10/2015 | 19:00:00 | 15.25 | 59.46 | 10.69 | 111.3 | 1 | 7.81 |
| 5/10/2015 | 20:00:00 | 15.29 | 59.52 | 10.71 | 111.7 | 1 | 7.88 |
| 5/10/2015 | 21:00:00 | 15.3 | 59.55 | 10.71 | 111.7 | 1 | 7.86 |
| 5/10/2015 | 22:00:00 | 15.35 | 59.63 | 10.74 | 112.1 | 1 | 7.84 |
| 5/10/2015 | 23:00:00 | 15.39 | 59.71 | 10.74 | 112.3 | 1 | 7.83 |
| 5/11/2015 | 0:00:00 | 15.43 | 59.78 | 10.73 | 112.2 | 1 | 7.84 |
| 5/11/2015 | 1:00:00 | 15.47 | 59.85 | 10.71 | 112.1 | 1 | 7.86 |
| 5/11/2015 | 2:00:00 | 15.52 | 59.94 | 10.68 | 111.9 | 1 | 7.86 |
| 5/11/2015 | 3:00:00 | 15.56 | 60.01 | 10.71 | 112.3 | 1 | 7.84 |
| 5/11/2015 | 4:00:00 | 15.62 | 60.11 | 10.66 | 111.9 | 1 | 7.86 |
| 5/11/2015 | 5:00:00 | 15.64 | 60.16 | 10.61 | 111.5 | 1 | 7.83 |
| 5/11/2015 | 6:00:00 | 15.64 | 60.16 | 10.56 | 110.9 | 1 | 7.81 |
| 5/11/2015 | 7:00:00 | 15.6 | 60.09 | 10.54 | 110.6 | 1 | 7.86 |
| 5/11/2015 | 8:00:00 | 15.58 | 60.04 | 10.54 | 110.6 | 1 | 7.81 |
| 5/11/2015 | 9:00:00 | 15.52 | 59.94 | 10.55 | 110.5 | 1 | 7.81 |
| 5/11/2015 | 10:00:00 | 15.46 | 59.83 | 10.52 | 110.1 | 1 | 7.83 |
| 5/11/2015 | 11:00:00 | 15.37 | 59.68 | 10.56 | 110.3 | 1 | 7.81 |
| 5/11/2015 | 12:00:00 | 15.3 | 59.54 | 10.59 | 110.4 | 1 | 7.79 |
| 5/11/2015 | 13:00:00 | 15.2 | 59.36 | 10.58 | 110.1 | 1 | 7.81 |
| 5/11/2015 | 14:00:00 | 15.07 | 59.14 | 10.63 | 110.3 | 1 | 7.83 |
| 5/11/2015 | 15:00:00 | 14.97 | 58.95 | 10.65 | 110.3 | 1 | 7.81 |
| 5/11/2015 | 16:00:00 | 14.88 | 58.78 | 10.71 | 110.6 | 1 | 7.79 |
| 5/11/2015 | 17:00:00 | 14.77 | 58.58 | 10.72 | 110.5 | 1 | 7.81 |
| 5/11/2015 | 18:00:00 | 14.66 | 58.39 | 10.74 | 110.4 | 1 | 7.77 |
| 5/11/2015 | 19:00:00 | 14.58 | 58.24 | 10.75 | 110.4 | 1 | 7.77 |
| 5/11/2015 | 20:00:00 | 14.53 | 58.15 | 10.76 | 110.3 | 1 | 7.79 |
| 5/11/2015 | 21:00:00 | 14.5 | 58.1 | 10.74 | 110.1 | 1 | 7.74 |
| 5/11/2015 | 22:00:00 | 14.49 | 58.09 | 10.58 | 108.4 | 1 | 7.81 |
| 5/11/2015 | 23:00:00 | 14.48 | 58.07 | 10.73 | 109.9 | 1 | 7.74 |
| 5/12/2015 | 0:00:00 | 14.47 | 58.05 | 10.58 | 108.4 | 1 | 7.76 |
| 5/12/2015 | 1:00:00 | 14.49 | 58.08 | 10.74 | 110 | 1 | 7.76 |
| 5/12/2015 | 2:00:00 | 14.48 | 58.07 | 10.72 | 109.9 | 1 | 7.76 |
| 5/12/2015 | 3:00:00 | 14.48 | 58.07 | 10.74 | 110 | 1 | 7.72 |
| 5/12/2015 | 4:00:00 | 14.48 | 58.07 | 10.72 | 109.8 | 1 | 7.72 |
| 5/12/2015 | 5:00:00 | 14.48 | 58.06 | 10.73 | 109.9 | 1 | 7.71 |
| 5/12/2015 | 6:00:00 | 14.48 | 58.07 | 10.72 | 109.8 | 1 | 7.76 |
| 5/12/2015 | 7:00:00 | 14.47 | 58.05 | 10.68 | 109.4 | 1 | 7.76 |
| 5/12/2015 | 8:00:00 | 14.47 | 58.05 | 10.66 | 109.2 | 1 | 7.76 |
| 5/12/2015 | 9:00:00 | 14.47 | 58.05 | 10.65 | 109.1 | 1 | 7.71 |
| 5/12/2015 | 10:00:00 | 14.46 | 58.03 | 10.65 | 109 | 1 | 7.69 |
| 5/12/2015 | 11:00:00 | 14.45 | 58.02 | 10.64 | 109 | 1 | 7.74 |
| 5/12/2015 | 12:00:00 | 14.43 | 57.97 | 10.65 | 109 | 1 | 7.67 |

Out of water, clean, download

| | | | | | | | |
|-----------|----------|-------|-------|-------|-------|---|------|
| 5/12/2015 | 13:00:00 | 14.44 | 58 | 10.64 | 108.9 | 1 | 7.74 |
| 5/12/2015 | 14:00:00 | 14.4 | 57.92 | 10.63 | 108.7 | 1 | 7.71 |
| 5/12/2015 | 15:00:00 | 14.37 | 57.88 | 10.65 | 108.8 | 1 | 7.69 |
| 5/12/2015 | 16:00:00 | 14.39 | 57.91 | 10.68 | 109.1 | 1 | 7.67 |
| 5/12/2015 | 17:00:00 | 14.41 | 57.94 | 10.68 | 109.2 | 1 | 7.67 |
| 5/12/2015 | 18:00:00 | 14.41 | 57.95 | 10.7 | 109.5 | 1 | 7.67 |
| 5/12/2015 | 19:00:00 | 14.44 | 57.99 | 10.73 | 109.9 | 1 | 7.66 |
| 5/12/2015 | 20:00:00 | 14.43 | 57.97 | 10.75 | 110 | 1 | 7.64 |
| 5/12/2015 | 21:00:00 | 14.41 | 57.94 | 10.73 | 109.8 | 1 | 7.62 |
| 5/12/2015 | 22:00:00 | 14.37 | 57.87 | 10.79 | 110.2 | 1 | 7.54 |
| 5/12/2015 | 23:00:00 | 14.3 | 57.74 | 10.83 | 110.5 | 1 | 7.59 |
| 5/13/2015 | 0:00:00 | 14.19 | 57.55 | 10.88 | 110.7 | 1 | 7.67 |
| 5/13/2015 | 1:00:00 | 14.11 | 57.41 | 10.95 | 111.2 | 1 | 7.66 |
| 5/13/2015 | 2:00:00 | 14.01 | 57.22 | 10.98 | 111.3 | 1 | 7.66 |
| 5/13/2015 | 3:00:00 | 13.94 | 57.09 | 11.05 | 111.9 | 1 | 7.66 |
| 5/13/2015 | 4:00:00 | 13.84 | 56.92 | 11.12 | 112.4 | 1 | 7.66 |
| 5/13/2015 | 5:00:00 | 13.76 | 56.77 | 11.14 | 112.4 | 1 | 7.62 |
| 5/13/2015 | 6:00:00 | 13.71 | 56.68 | 11.18 | 112.6 | 1 | 7.66 |
| 5/13/2015 | 7:00:00 | 13.68 | 56.63 | 11.01 | 110.8 | 1 | 7.66 |
| 5/13/2015 | 8:00:00 | 13.58 | 56.44 | 11.2 | 112.4 | 1 | 7.62 |
| 5/13/2015 | 9:00:00 | 13.48 | 56.27 | 11.24 | 112.7 | 1 | 7.67 |
| 5/13/2015 | 10:00:00 | 13.45 | 56.21 | 11.19 | 112 | 1 | 7.67 |
| 5/13/2015 | 11:00:00 | 13.39 | 56.11 | 11.16 | 111.7 | 1 | 7.59 |
| 5/13/2015 | 12:00:00 | 13.41 | 56.14 | 11.16 | 111.7 | 1 | 7.62 |
| 5/13/2015 | 13:00:00 | 13.4 | 56.13 | 11.15 | 111.5 | 1 | 7.62 |
| 5/13/2015 | 14:00:00 | 13.45 | 56.22 | 11.15 | 111.7 | 1 | 7.66 |
| 5/13/2015 | 15:00:00 | 13.53 | 56.36 | 11.18 | 112.1 | 1 | 7.62 |
| 5/13/2015 | 16:00:00 | 13.68 | 56.63 | 11.2 | 112.8 | 1 | 7.62 |
| 5/13/2015 | 17:00:00 | 13.76 | 56.78 | 11.22 | 113.1 | 1 | 7.61 |
| 5/13/2015 | 18:00:00 | 13.84 | 56.92 | 11.25 | 113.6 | 1 | 7.67 |
| 5/13/2015 | 19:00:00 | 13.98 | 57.16 | 11.25 | 114 | 1 | 7.66 |
| 5/13/2015 | 20:00:00 | 14.02 | 57.24 | 11.27 | 114.3 | 1 | 7.62 |
| 5/13/2015 | 21:00:00 | 14.08 | 57.34 | 11.28 | 114.6 | 1 | 7.62 |
| 5/13/2015 | 22:00:00 | 14.05 | 57.3 | 11.29 | 114.5 | 1 | 7.61 |
| 5/13/2015 | 23:00:00 | 14.06 | 57.31 | 11.31 | 114.8 | 1 | 7.61 |
| 5/14/2015 | 0:00:00 | 14.08 | 57.36 | 11.33 | 115.1 | 1 | 7.66 |
| 5/14/2015 | 1:00:00 | 14.12 | 57.41 | 11.36 | 115.5 | 1 | 7.62 |
| 5/14/2015 | 2:00:00 | 14.09 | 57.36 | 11.34 | 115.1 | 1 | 7.64 |
| 5/14/2015 | 3:00:00 | 14.1 | 57.38 | 11.33 | 115 | 1 | 7.59 |
| 5/14/2015 | 4:00:00 | 14.2 | 57.56 | 11.32 | 115.2 | 1 | 7.64 |
| 5/14/2015 | 5:00:00 | 14.32 | 57.78 | 11.27 | 115.1 | 1 | 7.59 |
| 5/14/2015 | 6:00:00 | 14.39 | 57.91 | 11.22 | 114.7 | 1 | 7.59 |
| 5/14/2015 | 7:00:00 | 14.49 | 58.08 | 11.19 | 114.6 | 1 | 7.57 |
| 5/14/2015 | 8:00:00 | 14.5 | 58.1 | 11.13 | 114.1 | 1 | 7.61 |
| 5/14/2015 | 9:00:00 | 14.53 | 58.15 | 11.1 | 113.8 | 1 | 7.62 |
| 5/14/2015 | 10:00:00 | 14.5 | 58.1 | 11.04 | 113.2 | 1 | 7.57 |
| 5/14/2015 | 11:00:00 | 14.44 | 57.99 | 11.01 | 112.7 | 1 | 7.59 |

| | | | | | | | |
|-----------|----------|-------|-------|-------|-------|---|------|
| 5/14/2015 | 12:00:00 | 14.43 | 57.97 | 11 | 112.5 | 1 | 7.61 |
| 5/14/2015 | 13:00:00 | 14.45 | 58.02 | 10.96 | 112.2 | 1 | 7.61 |
| 5/14/2015 | 14:00:00 | 14.46 | 58.04 | 10.96 | 112.3 | 1 | 7.61 |
| 5/14/2015 | 15:00:00 | 14.52 | 58.14 | 10.93 | 112 | 1 | 7.61 |
| 5/14/2015 | 16:00:00 | 14.59 | 58.27 | 10.93 | 112.3 | 1 | 7.59 |
| 5/14/2015 | 17:00:00 | 14.57 | 58.23 | 10.97 | 112.6 | 1 | 7.61 |
| 5/14/2015 | 18:00:00 | 14.5 | 58.11 | 10.99 | 112.7 | 1 | 7.55 |
| 5/14/2015 | 19:00:00 | 14.41 | 57.94 | 11.07 | 113.2 | 1 | 7.55 |
| 5/14/2015 | 20:00:00 | 14.26 | 57.68 | 11.12 | 113.3 | 1 | 7.59 |
| 5/14/2015 | 21:00:00 | 14.09 | 57.36 | 11.2 | 113.7 | 1 | 7.54 |
| 5/14/2015 | 22:00:00 | 13.96 | 57.13 | 11.21 | 113.5 | 1 | 7.57 |
| 5/14/2015 | 23:00:00 | 13.91 | 57.04 | 11.26 | 113.9 | 1 | 7.52 |
| 5/15/2015 | 0:00:00 | 13.9 | 57.02 | 11.29 | 114.2 | 1 | 7.52 |
| 5/15/2015 | 1:00:00 | 13.89 | 57.01 | 11.27 | 114 | 1 | 7.5 |
| 5/15/2015 | 2:00:00 | 13.94 | 57.09 | 11.25 | 113.9 | 1 | 7.5 |
| 5/15/2015 | 3:00:00 | 14 | 57.2 | 11.24 | 113.9 | 1 | 7.55 |
| 5/15/2015 | 4:00:00 | 14.06 | 57.3 | 11.22 | 113.9 | 1 | 7.5 |
| 5/15/2015 | 5:00:00 | 14.1 | 57.38 | 11.19 | 113.6 | 1 | 7.57 |
| 5/15/2015 | 6:00:00 | 14.12 | 57.41 | 11.19 | 113.8 | 1 | 7.57 |
| 5/15/2015 | 7:00:00 | 14.12 | 57.41 | 11.19 | 113.7 | 1 | 7.55 |
| 5/15/2015 | 8:00:00 | 14.1 | 57.38 | 11.12 | 113 | 1 | 7.57 |
| 5/15/2015 | 9:00:00 | 14.07 | 57.33 | 11.07 | 112.4 | 1 | 7.57 |
| 5/15/2015 | 10:00:00 | 14.04 | 57.27 | 11.05 | 112.1 | 1 | 7.59 |
| 5/15/2015 | 11:00:00 | 14.01 | 57.22 | 11.04 | 111.9 | 1 | 7.62 |
| 5/15/2015 | 12:00:00 | 13.97 | 57.15 | 11.08 | 112.2 | 1 | 7.57 |
| 5/15/2015 | 13:00:00 | 13.92 | 57.06 | 11.06 | 111.9 | 1 | 7.62 |
| 5/15/2015 | 14:00:00 | 13.87 | 56.97 | 11.08 | 112 | 1 | 7.59 |
| 5/15/2015 | 15:00:00 | 13.84 | 56.91 | 11.09 | 112 | 1 | 7.59 |
| 5/15/2015 | 16:00:00 | 13.82 | 56.87 | 11.09 | 112 | 1 | 7.47 |
| 5/15/2015 | 17:00:00 | 13.83 | 56.9 | 11.12 | 112.3 | 1 | 7.55 |
| 5/15/2015 | 18:00:00 | 13.81 | 56.87 | 11.11 | 112.2 | 1 | 7.55 |
| 5/15/2015 | 19:00:00 | 13.81 | 56.86 | 11.13 | 112.3 | 1 | 7.57 |
| 5/15/2015 | 20:00:00 | 13.78 | 56.81 | 11.13 | 112.2 | 1 | 7.57 |
| 5/15/2015 | 21:00:00 | 13.8 | 56.84 | 11.1 | 112 | 1 | 7.59 |
| 5/15/2015 | 22:00:00 | 13.81 | 56.86 | 11.1 | 112.1 | 1 | 7.55 |
| 5/15/2015 | 23:00:00 | 13.81 | 56.87 | 11.09 | 111.9 | 1 | 7.55 |
| 5/16/2015 | 0:00:00 | 13.82 | 56.87 | 11.05 | 111.5 | 1 | 7.55 |
| 5/16/2015 | 1:00:00 | 13.82 | 56.88 | 11.06 | 111.6 | 1 | 7.57 |
| 5/16/2015 | 2:00:00 | 13.85 | 56.93 | 11.07 | 111.8 | 1 | 7.55 |
| 5/16/2015 | 3:00:00 | 13.88 | 56.99 | 11.07 | 111.9 | 1 | 7.59 |
| 5/16/2015 | 4:00:00 | 13.95 | 57.12 | 11.05 | 111.9 | 1 | 7.59 |
| 5/16/2015 | 5:00:00 | 14.04 | 57.28 | 11.03 | 111.9 | 1 | 7.55 |
| 5/16/2015 | 6:00:00 | 14.13 | 57.43 | 10.97 | 111.5 | 1 | 7.55 |
| 5/16/2015 | 7:00:00 | 14.16 | 57.49 | 10.96 | 111.4 | 1 | 7.54 |
| 5/16/2015 | 8:00:00 | 14.16 | 57.5 | 10.78 | 109.6 | 1 | 7.55 |
| 5/16/2015 | 9:00:00 | 14.16 | 57.5 | 10.92 | 111.1 | 1 | 7.52 |
| 5/16/2015 | 10:00:00 | 14.17 | 57.51 | 10.92 | 111.1 | 1 | 7.57 |

| | | | | | | | |
|-----------|----------|-------|-------|-------|-------|---|------|
| 5/16/2015 | 11:00:00 | 14.19 | 57.54 | 10.89 | 110.8 | 1 | 7.54 |
| 5/16/2015 | 12:00:00 | 14.21 | 57.58 | 10.89 | 110.9 | 1 | 7.55 |
| 5/16/2015 | 13:00:00 | 14.23 | 57.62 | 10.92 | 111.3 | 1 | 7.5 |
| 5/16/2015 | 14:00:00 | 14.28 | 57.71 | 10.91 | 111.3 | 1 | 7.55 |
| 5/16/2015 | 15:00:00 | 14.31 | 57.76 | 10.91 | 111.4 | 1 | 7.49 |
| 5/16/2015 | 16:00:00 | 14.34 | 57.82 | 10.93 | 111.6 | 1 | 7.52 |
| 5/16/2015 | 17:00:00 | 14.37 | 57.88 | 10.89 | 111.3 | 1 | 7.52 |
| 5/16/2015 | 18:00:00 | 14.38 | 57.89 | 10.95 | 111.9 | 1 | 7.54 |
| 5/16/2015 | 19:00:00 | 14.41 | 57.94 | 10.97 | 112.2 | 1 | 7.54 |
| 5/16/2015 | 20:00:00 | 14.47 | 58.05 | 11 | 112.7 | 1 | 7.55 |
| 5/16/2015 | 21:00:00 | 14.5 | 58.1 | 10.85 | 111.2 | 1 | 7.55 |
| 5/16/2015 | 22:00:00 | 14.5 | 58.11 | 10.98 | 112.5 | 1 | 7.55 |
| 5/16/2015 | 23:00:00 | 14.5 | 58.11 | 10.97 | 112.4 | 1 | 7.55 |
| 5/17/2015 | 0:00:00 | 14.53 | 58.15 | 10.93 | 112.1 | 1 | 7.55 |
| 5/17/2015 | 1:00:00 | 14.55 | 58.2 | 10.98 | 112.6 | 1 | 7.55 |
| 5/17/2015 | 2:00:00 | 14.57 | 58.23 | 10.97 | 112.6 | 1 | 7.5 |
| 5/17/2015 | 3:00:00 | 14.61 | 58.31 | 10.97 | 112.7 | 1 | 7.54 |
| 5/17/2015 | 4:00:00 | 14.68 | 58.42 | 10.96 | 112.8 | 1 | 7.5 |
| 5/17/2015 | 5:00:00 | 14.76 | 58.57 | 10.93 | 112.7 | 1 | 7.54 |
| 5/17/2015 | 6:00:00 | 14.84 | 58.71 | 10.9 | 112.5 | 1 | 7.52 |
| 5/17/2015 | 7:00:00 | 14.91 | 58.85 | 10.87 | 112.4 | 1 | 7.55 |
| 5/17/2015 | 8:00:00 | 14.99 | 58.99 | 10.84 | 112.3 | 1 | 7.52 |
| 5/17/2015 | 9:00:00 | 15.05 | 59.09 | 10.77 | 111.7 | 1 | 7.49 |
| 5/17/2015 | 10:00:00 | 15.06 | 59.12 | 10.73 | 111.3 | 1 | 7.49 |
| 5/17/2015 | 11:00:00 | 15.07 | 59.14 | 10.7 | 111 | 1 | 7.5 |
| 5/17/2015 | 12:00:00 | 15.08 | 59.14 | 10.67 | 110.8 | 1 | 7.49 |
| 5/17/2015 | 13:00:00 | 15.08 | 59.15 | 10.66 | 110.7 | 1 | 7.49 |
| 5/17/2015 | 14:00:00 | 15.1 | 59.18 | 10.64 | 110.4 | 1 | 7.49 |
| 5/17/2015 | 15:00:00 | 15.08 | 59.15 | 10.65 | 110.6 | 1 | 7.45 |
| 5/17/2015 | 16:00:00 | 15.06 | 59.11 | 10.69 | 110.9 | 1 | 7.52 |
| 5/17/2015 | 17:00:00 | 15.05 | 59.1 | 10.65 | 110.4 | 1 | 7.52 |
| 5/17/2015 | 18:00:00 | 15.03 | 59.06 | 10.67 | 110.7 | 1 | 7.49 |
| 5/17/2015 | 19:00:00 | 15 | 59 | 10.69 | 110.8 | 1 | 7.52 |
| 5/17/2015 | 20:00:00 | 14.95 | 58.91 | 10.69 | 110.7 | 1 | 7.47 |
| 5/17/2015 | 21:00:00 | 14.89 | 58.81 | 10.74 | 111.1 | 1 | 7.44 |
| 5/17/2015 | 22:00:00 | 14.84 | 58.71 | 10.73 | 110.7 | 1 | 7.47 |
| 5/17/2015 | 23:00:00 | 14.82 | 58.68 | 10.77 | 111.2 | 1 | 7.52 |
| 5/18/2015 | 0:00:00 | 14.83 | 58.69 | 10.78 | 111.3 | 1 | 7.49 |
| 5/18/2015 | 1:00:00 | 14.86 | 58.75 | 10.78 | 111.3 | 1 | 7.45 |
| 5/18/2015 | 2:00:00 | 14.91 | 58.85 | 10.73 | 110.9 | 1 | 7.49 |
| 5/18/2015 | 3:00:00 | 14.97 | 58.94 | 10.73 | 111.1 | 1 | 7.45 |
| 5/18/2015 | 4:00:00 | 15.01 | 59.03 | 10.69 | 110.8 | 1 | 7.45 |
| 5/18/2015 | 5:00:00 | 15.05 | 59.1 | 10.67 | 110.6 | 1 | 7.49 |
| 5/18/2015 | 6:00:00 | 15.08 | 59.14 | 10.69 | 110.9 | 1 | 7.47 |
| 5/18/2015 | 7:00:00 | 15.08 | 59.16 | 10.65 | 110.6 | 1 | 7.5 |
| 5/18/2015 | 8:00:00 | 15.09 | 59.17 | 10.62 | 110.2 | 1 | 7.5 |
| 5/18/2015 | 9:00:00 | 15.08 | 59.16 | 10.58 | 109.8 | 1 | 7.47 |

| | | | | | | | |
|-----------|----------|-------|-------|-------|-------|---|------|
| 5/18/2015 | 10:00:00 | 15.09 | 59.17 | 10.57 | 109.8 | 1 | 7.44 |
| 5/18/2015 | 11:00:00 | 15.08 | 59.15 | 10.57 | 109.7 | 1 | 7.52 |
| 5/18/2015 | 12:00:00 | 15.1 | 59.18 | 10.56 | 109.6 | 1 | 7.47 |
| 5/18/2015 | 13:00:00 | 15.14 | 59.26 | 10.55 | 109.6 | 1 | 7.47 |
| 5/18/2015 | 14:00:00 | 15.22 | 59.41 | 10.54 | 109.7 | 1 | 7.5 |
| 5/18/2015 | 15:00:00 | 15.35 | 59.64 | 10.54 | 110.1 | 1 | 7.47 |
| 5/18/2015 | 16:00:00 | 15.51 | 59.92 | 10.64 | 111.4 | 1 | 7.45 |
| 5/18/2015 | 17:00:00 | 15.62 | 60.11 | 10.68 | 112.2 | 1 | 7.44 |
| 5/18/2015 | 18:00:00 | 15.64 | 60.16 | 10.63 | 111.7 | 1 | 7.52 |
| 5/18/2015 | 19:00:00 | 15.69 | 60.25 | 10.65 | 112 | 1 | 7.47 |
| 5/18/2015 | 20:00:00 | 15.71 | 60.29 | 10.64 | 111.9 | 1 | 7.45 |
| 5/18/2015 | 21:00:00 | 15.73 | 60.32 | 10.69 | 112.5 | 1 | 7.47 |
| 5/18/2015 | 22:00:00 | 15.73 | 60.32 | 10.7 | 112.6 | 1 | 7.45 |
| 5/18/2015 | 23:00:00 | 15.75 | 60.35 | 10.72 | 112.8 | 1 | 7.45 |
| 5/19/2015 | 0:00:00 | 15.81 | 60.46 | 10.75 | 113.3 | 1 | 7.49 |
| 5/19/2015 | 1:00:00 | 15.87 | 60.57 | 10.72 | 113.2 | 1 | 7.47 |
| 5/19/2015 | 2:00:00 | 15.93 | 60.68 | 10.72 | 113.3 | 1 | 7.49 |
| 5/19/2015 | 3:00:00 | 15.98 | 60.77 | 10.7 | 113.2 | 1 | 7.45 |
| 5/19/2015 | 4:00:00 | 16.02 | 60.83 | 10.67 | 113 | 1 | 7.45 |
| 5/19/2015 | 5:00:00 | 16 | 60.8 | 10.62 | 112.4 | 1 | 7.47 |
| 5/19/2015 | 6:00:00 | 15.95 | 60.72 | 10.63 | 112.4 | 1 | 7.44 |
| 5/19/2015 | 7:00:00 | 15.89 | 60.61 | 10.58 | 111.8 | 1 | 7.45 |
| 5/19/2015 | 8:00:00 | 15.83 | 60.49 | 10.58 | 111.5 | 1 | 7.47 |
| 5/19/2015 | 9:00:00 | 15.76 | 60.37 | 10.55 | 111.1 | 1 | 7.42 |
| 5/19/2015 | 10:00:00 | 15.69 | 60.25 | 10.56 | 111 | 1 | 7.44 |
| 5/19/2015 | 11:00:00 | 15.64 | 60.16 | 10.51 | 110.4 | 1 | 7.45 |
| 5/19/2015 | 12:00:00 | 15.58 | 60.04 | 10.51 | 110.3 | 1 | 7.44 |
| 5/19/2015 | 13:00:00 | 15.5 | 59.9 | 10.53 | 110.3 | 1 | 7.45 |
| 5/19/2015 | 14:00:00 | 15.41 | 59.74 | 10.59 | 110.7 | 1 | 7.45 |
| 5/19/2015 | 15:00:00 | 15.33 | 59.59 | 10.68 | 111.4 | 1 | 7.45 |
| 5/19/2015 | 16:00:00 | 15.2 | 59.36 | 10.75 | 111.8 | 1 | 7.42 |
| 5/19/2015 | 17:00:00 | 15.04 | 59.07 | 10.81 | 112.1 | 1 | 7.38 |
| 5/19/2015 | 18:00:00 | 14.96 | 58.93 | 10.95 | 113.3 | 1 | 7.35 |
| 5/19/2015 | 19:00:00 | 14.85 | 58.74 | 10.99 | 113.5 | 1 | 7.44 |
| 5/19/2015 | 20:00:00 | 14.74 | 58.53 | 11.05 | 113.9 | 1 | 7.4 |
| 5/19/2015 | 21:00:00 | 14.66 | 58.39 | 11.14 | 114.6 | 1 | 7.35 |
| 5/19/2015 | 22:00:00 | 14.58 | 58.25 | 11.18 | 114.8 | 1 | 7.4 |
| 5/19/2015 | 23:00:00 | 14.5 | 58.1 | 11.16 | 114.4 | 1 | 7.4 |
| 5/20/2015 | 0:00:00 | 14.44 | 58 | 11.2 | 114.6 | 1 | 7.42 |
| 5/20/2015 | 1:00:00 | 14.38 | 57.88 | 11.25 | 115 | 1 | 7.37 |
| 5/20/2015 | 2:00:00 | 14.34 | 57.81 | 11.27 | 115.1 | 1 | 7.42 |
| 5/20/2015 | 3:00:00 | 14.29 | 57.73 | 11.26 | 114.9 | 1 | 7.33 |
| 5/20/2015 | 4:00:00 | 14.24 | 57.64 | 11.28 | 114.9 | 1 | 7.37 |
| 5/20/2015 | 5:00:00 | 14.24 | 57.63 | 11.24 | 114.5 | 1 | 7.38 |
| 5/20/2015 | 6:00:00 | 14.24 | 57.64 | 11.24 | 114.6 | 1 | 7.35 |
| 5/20/2015 | 7:00:00 | 14.26 | 57.67 | 11.24 | 114.5 | 1 | 7.4 |
| 5/20/2015 | 8:00:00 | 14.24 | 57.64 | 11.15 | 113.7 | 1 | 7.35 |

| | | | | | | | |
|-----------|----------|-------|-------|-------|-------|---|------|
| 5/20/2015 | 9:00:00 | 14.21 | 57.58 | 11.16 | 113.6 | 1 | 7.38 |
| 5/20/2015 | 10:00:00 | 14.16 | 57.49 | 11.14 | 113.4 | 1 | 7.42 |
| 5/20/2015 | 11:00:00 | 14.13 | 57.44 | 11.1 | 112.8 | 1 | 7.4 |
| 5/20/2015 | 12:00:00 | 14.13 | 57.44 | 10.99 | 111.7 | 1 | 7.38 |
| 5/20/2015 | 13:00:00 | 14.15 | 57.47 | 10.94 | 111.3 | 1 | 7.4 |
| 5/20/2015 | 14:00:00 | 14.23 | 57.61 | 10.93 | 111.3 | 1 | 7.4 |
| 5/20/2015 | 15:00:00 | 14.35 | 57.83 | 10.9 | 111.3 | 1 | 7.42 |
| 5/20/2015 | 16:00:00 | 14.5 | 58.1 | 11.04 | 113.2 | 1 | 7.35 |
| 5/20/2015 | 17:00:00 | 14.61 | 58.3 | 11.12 | 114.2 | 1 | 7.37 |
| 5/20/2015 | 18:00:00 | 14.68 | 58.42 | 11.08 | 114 | 1 | 7.38 |
| 5/20/2015 | 19:00:00 | 14.62 | 58.31 | 10.99 | 112.9 | 1 | 7.38 |
| 5/20/2015 | 20:00:00 | 14.61 | 58.31 | 11.01 | 113.1 | 1 | 7.38 |
| 5/20/2015 | 21:00:00 | 14.55 | 58.2 | 11.04 | 113.3 | 1 | 7.33 |
| 5/20/2015 | 22:00:00 | 14.52 | 58.13 | 11.13 | 114.1 | 1 | 7.33 |
| 5/20/2015 | 23:00:00 | 14.47 | 58.05 | 11.12 | 113.9 | 1 | 7.37 |
| 5/21/2015 | 0:00:00 | 14.49 | 58.08 | 11.11 | 113.9 | 1 | 7.35 |
| 5/21/2015 | 1:00:00 | 14.5 | 58.11 | 11.12 | 114 | 1 | 7.32 |
| 5/21/2015 | 2:00:00 | 14.58 | 58.24 | 11.07 | 113.6 | 1 | 7.35 |
| 5/21/2015 | 3:00:00 | 14.69 | 58.45 | 11.09 | 114.1 | 1 | 7.33 |
| 5/21/2015 | 4:00:00 | 14.8 | 58.64 | 10.98 | 113.3 | 1 | 7.35 |
| 5/21/2015 | 5:00:00 | 14.87 | 58.76 | 10.98 | 113.4 | 1 | 7.38 |
| 5/21/2015 | 6:00:00 | 14.9 | 58.83 | 10.87 | 112.3 | 1 | 7.38 |
| 5/21/2015 | 7:00:00 | 14.9 | 58.82 | 10.87 | 112.4 | 1 | 7.33 |
| 5/21/2015 | 8:00:00 | 14.89 | 58.8 | 10.8 | 111.6 | 1 | 7.35 |
| 5/21/2015 | 9:00:00 | 14.89 | 58.81 | 10.77 | 111.3 | 1 | 7.32 |
| 5/21/2015 | 10:00:00 | 14.9 | 58.82 | 10.73 | 111 | 1 | 7.33 |
| 5/21/2015 | 11:00:00 | 14.93 | 58.88 | 10.7 | 110.7 | 1 | 7.33 |
| 5/21/2015 | 12:00:00 | 14.94 | 58.9 | 10.67 | 110.4 | 1 | 7.35 |
| 5/21/2015 | 13:00:00 | 14.96 | 58.93 | 10.7 | 110.8 | 1 | 7.35 |
| 5/21/2015 | 14:00:00 | 15 | 59 | 10.75 | 111.3 | 1 | 7.35 |
| 5/21/2015 | 15:00:00 | 15.05 | 59.09 | 10.72 | 111.2 | 1 | 7.32 |
| 5/21/2015 | 16:00:00 | 15.18 | 59.32 | 10.9 | 113.4 | 1 | 7.38 |
| 5/21/2015 | 17:00:00 | 15.25 | 59.45 | 10.94 | 113.9 | 1 | 7.38 |
| 5/21/2015 | 20:00:00 | 15.41 | 59.75 | 10.54 | 108.9 | 1 | 9.08 |
| 5/21/2015 | 21:00:00 | 15.38 | 59.69 | 10.53 | 108.7 | 1 | 9.03 |
| 5/21/2015 | 22:00:00 | 15.31 | 59.56 | 10.56 | 108.9 | 1 | 9.05 |
| 5/21/2015 | 23:00:00 | 15.2 | 59.36 | 10.58 | 108.9 | 1 | 9.07 |
| 5/22/2015 | 0:00:00 | 15.11 | 59.21 | 10.61 | 109 | 1 | 9.03 |
| 5/22/2015 | 1:00:00 | 15.05 | 59.1 | 10.61 | 108.8 | 1 | 9.01 |
| 5/22/2015 | 2:00:00 | 15.02 | 59.03 | 10.65 | 109.1 | 1 | 9 |
| 5/22/2015 | 3:00:00 | 15.02 | 59.03 | 10.65 | 109.2 | 1 | 8.98 |
| 5/22/2015 | 4:00:00 | 15.06 | 59.11 | 10.66 | 109.4 | 1 | 8.98 |
| 5/22/2015 | 5:00:00 | 15.12 | 59.23 | 10.63 | 109.2 | 1 | 8.95 |
| 5/22/2015 | 6:00:00 | 15.18 | 59.32 | 10.61 | 109.1 | 1 | 8.9 |
| 5/22/2015 | 7:00:00 | 15.21 | 59.38 | 10.56 | 108.6 | 1 | 8.91 |
| 5/22/2015 | 8:00:00 | 15.24 | 59.44 | 10.53 | 108.4 | 1 | 8.83 |

Out of water, clean, calib,download

| | | | | | | | |
|-----------|----------|-------|-------|-------|-------|---|------|
| 5/22/2015 | 9:00:00 | 15.24 | 59.44 | 10.49 | 108 | 1 | 8.9 |
| 5/22/2015 | 10:00:00 | 15.22 | 59.39 | 10.48 | 107.8 | 1 | 8.9 |
| 5/22/2015 | 11:00:00 | 15.15 | 59.28 | 10.45 | 107.4 | 1 | 8.86 |
| 5/22/2015 | 12:00:00 | 15.12 | 59.21 | 10.45 | 107.3 | 1 | 8.85 |
| 5/22/2015 | 13:00:00 | 15.12 | 59.22 | 10.41 | 106.9 | 1 | 8.86 |
| 5/22/2015 | 14:00:00 | 15.17 | 59.31 | 10.4 | 107 | 1 | 8.86 |
| 5/22/2015 | 15:00:00 | 15.29 | 59.53 | 10.4 | 107.3 | 1 | 8.81 |
| 5/22/2015 | 16:00:00 | 15.46 | 59.82 | 10.39 | 107.5 | 1 | 8.85 |
| 5/22/2015 | 17:00:00 | 15.6 | 60.09 | 10.4 | 107.9 | 1 | 8.79 |
| 5/22/2015 | 18:00:00 | 15.69 | 60.24 | 10.41 | 108.2 | 1 | 8.83 |
| 5/22/2015 | 19:00:00 | 15.73 | 60.32 | 10.44 | 108.6 | 1 | 8.81 |
| 5/22/2015 | 20:00:00 | 15.78 | 60.41 | 10.47 | 109.1 | 1 | 8.79 |
| 5/22/2015 | 21:00:00 | 15.67 | 60.2 | 10.54 | 109.6 | 1 | 8.81 |
| 5/22/2015 | 22:00:00 | 15.51 | 59.92 | 10.6 | 109.8 | 1 | 8.79 |
| 5/22/2015 | 23:00:00 | 15.31 | 59.57 | 10.48 | 108.1 | 1 | 8.74 |
| 5/23/2015 | 0:00:00 | 15.15 | 59.28 | 10.68 | 109.8 | 1 | 8.69 |
| 5/23/2015 | 1:00:00 | 15.05 | 59.09 | 10.74 | 110.2 | 1 | 8.71 |
| 5/23/2015 | 2:00:00 | 15.03 | 59.06 | 10.77 | 110.5 | 1 | 8.69 |
| 5/23/2015 | 3:00:00 | 15.03 | 59.05 | 10.77 | 110.4 | 1 | 8.73 |
| 5/23/2015 | 4:00:00 | 15.1 | 59.18 | 10.73 | 110.2 | 1 | 8.68 |
| 5/23/2015 | 5:00:00 | 15.18 | 59.33 | 10.68 | 109.9 | 1 | 8.66 |
| 5/23/2015 | 6:00:00 | 15.29 | 59.52 | 10.65 | 109.8 | 1 | 8.64 |
| 5/23/2015 | 7:00:00 | 15.38 | 59.69 | 10.6 | 109.5 | 1 | 8.56 |
| 5/23/2015 | 8:00:00 | 15.44 | 59.8 | 10.55 | 109.2 | 1 | 8.68 |
| 5/23/2015 | 9:00:00 | 15.48 | 59.87 | 10.5 | 108.7 | 1 | 8.66 |
| 5/23/2015 | 10:00:00 | 15.48 | 59.87 | 10.46 | 108.3 | 1 | 8.62 |
| 5/23/2015 | 11:00:00 | 15.46 | 59.83 | 10.42 | 107.8 | 1 | 8.61 |
| 5/23/2015 | 12:00:00 | 15.47 | 59.85 | 10.39 | 107.5 | 1 | 8.66 |
| 5/23/2015 | 13:00:00 | 15.53 | 59.96 | 10.34 | 107.1 | 1 | 8.62 |
| 5/23/2015 | 14:00:00 | 15.64 | 60.15 | 10.31 | 107.1 | 1 | 8.64 |
| 5/23/2015 | 15:00:00 | 15.79 | 60.42 | 10.28 | 107.1 | 1 | 8.61 |
| 5/23/2015 | 16:00:00 | 15.95 | 60.71 | 10.25 | 107.2 | 1 | 8.61 |
| 5/23/2015 | 17:00:00 | 16.12 | 61.01 | 10.24 | 107.5 | 1 | 8.61 |
| 5/23/2015 | 18:00:00 | 16.22 | 61.21 | 10.25 | 107.8 | 1 | 8.51 |
| 5/23/2015 | 19:00:00 | 16.25 | 61.26 | 10.28 | 108.2 | 1 | 8.56 |
| 5/23/2015 | 20:00:00 | 16.3 | 61.34 | 10.3 | 108.5 | 1 | 8.57 |
| 5/23/2015 | 21:00:00 | 16.28 | 61.32 | 10.32 | 108.7 | 1 | 8.57 |
| 5/23/2015 | 22:00:00 | 16.26 | 61.27 | 10.36 | 109 | 1 | 8.56 |
| 5/23/2015 | 23:00:00 | 16.1 | 60.98 | 10.38 | 108.8 | 1 | 8.54 |
| 5/24/2015 | 0:00:00 | 15.98 | 60.76 | 10.42 | 109 | 1 | 8.56 |
| 5/24/2015 | 1:00:00 | 15.93 | 60.68 | 10.48 | 109.6 | 1 | 8.56 |
| 5/24/2015 | 2:00:00 | 15.91 | 60.64 | 10.49 | 109.6 | 1 | 8.52 |
| 5/24/2015 | 3:00:00 | 15.98 | 60.78 | 10.47 | 109.6 | 1 | 8.56 |
| 5/24/2015 | 4:00:00 | 16.08 | 60.95 | 10.44 | 109.5 | 1 | 8.56 |
| 5/24/2015 | 5:00:00 | 16.15 | 61.08 | 10.41 | 109.3 | 1 | 8.54 |
| 5/24/2015 | 6:00:00 | 16.26 | 61.27 | 10.37 | 109.1 | 1 | 8.52 |
| 5/24/2015 | 7:00:00 | 16.38 | 61.49 | 10.31 | 108.8 | 1 | 8.49 |

| | | | | | | | |
|-----------|----------|-------|-------|-------|-------|---|------|
| 5/24/2015 | 8:00:00 | 16.48 | 61.67 | 10.24 | 108.3 | 1 | 8.52 |
| 5/24/2015 | 9:00:00 | 16.57 | 61.82 | 10.18 | 107.9 | 1 | 8.56 |
| 5/24/2015 | 10:00:00 | 16.63 | 61.93 | 10.13 | 107.4 | 1 | 8.54 |
| 5/24/2015 | 11:00:00 | 16.66 | 62 | 10.08 | 107 | 1 | 8.51 |
| 5/24/2015 | 12:00:00 | 16.7 | 62.07 | 10.03 | 106.6 | 1 | 8.47 |
| 5/24/2015 | 13:00:00 | 16.77 | 62.18 | 10 | 106.4 | 1 | 8.49 |
| 5/24/2015 | 14:00:00 | 16.88 | 62.38 | 9.96 | 106.2 | 1 | 8.49 |
| 5/24/2015 | 15:00:00 | 16.98 | 62.57 | 9.93 | 106.1 | 1 | 8.47 |
| 5/24/2015 | 16:00:00 | 17.11 | 62.81 | 9.89 | 106 | 1 | 8.49 |
| 5/24/2015 | 17:00:00 | 17.23 | 63.02 | 9.86 | 106 | 1 | 8.45 |
| 5/24/2015 | 18:00:00 | 17.33 | 63.19 | 9.86 | 106.2 | 1 | 8.47 |
| 5/24/2015 | 19:00:00 | 17.37 | 63.28 | 9.86 | 106.3 | 1 | 8.44 |
| 5/24/2015 | 20:00:00 | 17.38 | 63.28 | 9.86 | 106.3 | 1 | 8.45 |
| 5/24/2015 | 21:00:00 | 17.34 | 63.22 | 9.86 | 106.2 | 1 | 8.47 |
| 5/24/2015 | 22:00:00 | 17.27 | 63.09 | 9.86 | 106.1 | 1 | 8.44 |
| 5/24/2015 | 23:00:00 | 17.19 | 62.95 | 9.86 | 105.8 | 1 | 8.45 |
| 5/25/2015 | 0:00:00 | 17.11 | 62.81 | 9.89 | 106 | 1 | 8.45 |
| 5/25/2015 | 1:00:00 | 17.02 | 62.65 | 9.92 | 106.1 | 1 | 8.42 |
| 5/25/2015 | 2:00:00 | 16.95 | 62.51 | 9.95 | 106.3 | 1 | 8.45 |
| 5/25/2015 | 3:00:00 | 16.89 | 62.41 | 10 | 106.7 | 1 | 8.4 |
| 5/25/2015 | 4:00:00 | 16.88 | 62.39 | 10.01 | 106.8 | 1 | 8.42 |
| 5/25/2015 | 5:00:00 | 16.88 | 62.39 | 9.99 | 106.6 | 1 | 8.42 |
| 5/25/2015 | 6:00:00 | 16.9 | 62.43 | 9.99 | 106.6 | 1 | 8.44 |
| 5/25/2015 | 7:00:00 | 16.92 | 62.46 | 9.95 | 106.2 | 1 | 8.42 |
| 5/25/2015 | 8:00:00 | 16.95 | 62.52 | 9.91 | 105.8 | 1 | 8.37 |
| 5/25/2015 | 9:00:00 | 17.02 | 62.64 | 9.87 | 105.6 | 1 | 8.39 |
| 5/25/2015 | 10:00:00 | 16.99 | 62.59 | 9.84 | 105.2 | 1 | 8.35 |
| 5/25/2015 | 11:00:00 | 16.96 | 62.53 | 9.79 | 104.5 | 1 | 8.4 |
| 5/25/2015 | 12:00:00 | 16.9 | 62.43 | 9.78 | 104.4 | 1 | 8.4 |
| 5/25/2015 | 13:00:00 | 16.86 | 62.35 | 9.72 | 103.6 | 1 | 8.37 |
| 5/25/2015 | 14:00:00 | 16.83 | 62.3 | 9.69 | 103.3 | 1 | 8.39 |
| 5/25/2015 | 15:00:00 | 16.78 | 62.2 | 9.69 | 103.1 | 1 | 8.37 |
| 5/25/2015 | 16:00:00 | 16.76 | 62.18 | 9.72 | 103.4 | 1 | 8.34 |
| 5/25/2015 | 17:00:00 | 16.76 | 62.17 | 9.71 | 103.2 | 1 | 8.35 |
| 5/25/2015 | 18:00:00 | 16.82 | 62.27 | 9.72 | 103.5 | 1 | 8.35 |
| 5/25/2015 | 19:00:00 | 16.83 | 62.29 | 9.68 | 103.1 | 1 | 8.35 |
| 5/25/2015 | 20:00:00 | 16.82 | 62.28 | 9.75 | 103.9 | 1 | 8.34 |
| 5/25/2015 | 21:00:00 | 16.82 | 62.28 | 9.7 | 103.3 | 1 | 8.34 |
| 5/25/2015 | 22:00:00 | 16.75 | 62.16 | 9.74 | 103.6 | 1 | 8.3 |
| 5/25/2015 | 23:00:00 | 16.69 | 62.05 | 9.73 | 103.3 | 1 | 8.28 |
| 5/26/2015 | 0:00:00 | 16.63 | 61.95 | 9.7 | 103 | 1 | 8.32 |
| 5/26/2015 | 1:00:00 | 16.64 | 61.96 | 9.75 | 103.5 | 1 | 8.3 |
| 5/26/2015 | 2:00:00 | 16.66 | 61.99 | 9.77 | 103.7 | 1 | 8.27 |
| 5/26/2015 | 3:00:00 | 16.72 | 62.09 | 9.72 | 103.4 | 1 | 8.32 |
| 5/26/2015 | 4:00:00 | 16.74 | 62.13 | 9.74 | 103.6 | 1 | 8.3 |
| 5/26/2015 | 5:00:00 | 16.68 | 62.02 | 9.78 | 103.9 | 1 | 8.3 |
| 5/26/2015 | 6:00:00 | 16.66 | 61.99 | 9.78 | 103.8 | 1 | 8.28 |

| | | | | | | | |
|-----------|----------|-------|-------|-------|-------|---|------|
| 5/26/2015 | 7:00:00 | 16.65 | 61.97 | 9.76 | 103.5 | 1 | 8.27 |
| 5/26/2015 | 8:00:00 | 16.59 | 61.86 | 9.7 | 102.8 | 1 | 8.27 |
| 5/26/2015 | 9:00:00 | 16.52 | 61.74 | 9.73 | 103 | 1 | 8.27 |
| 5/26/2015 | 10:00:00 | 16.44 | 61.6 | 9.75 | 103 | 1 | 8.27 |
| 5/26/2015 | 11:00:00 | 16.38 | 61.48 | 9.75 | 102.9 | 1 | 8.23 |
| 5/26/2015 | 12:00:00 | 16.35 | 61.44 | 9.76 | 102.9 | 1 | 8.17 |
| 5/26/2015 | 13:00:00 | 16.36 | 61.45 | 9.75 | 102.8 | 1 | 8.25 |
| 5/26/2015 | 14:00:00 | 16.38 | 61.49 | 9.81 | 103.5 | 1 | 8.25 |
| 5/26/2015 | 15:00:00 | 16.38 | 61.48 | 9.85 | 103.9 | 1 | 8.25 |
| 5/26/2015 | 16:00:00 | 16.42 | 61.56 | 9.84 | 103.9 | 1 | 8.23 |
| 5/26/2015 | 17:00:00 | 16.48 | 61.67 | 9.81 | 103.7 | 1 | 8.23 |
| 5/26/2015 | 18:00:00 | 16.53 | 61.76 | 9.79 | 103.7 | 1 | 8.2 |
| 5/26/2015 | 19:00:00 | 16.58 | 61.84 | 9.84 | 104.3 | 1 | 8.25 |
| 5/26/2015 | 20:00:00 | 16.62 | 61.91 | 9.83 | 104.2 | 1 | 8.2 |
| 5/26/2015 | 21:00:00 | 16.7 | 62.06 | 9.85 | 104.6 | 1 | 8.23 |
| 5/26/2015 | 22:00:00 | 16.78 | 62.2 | 9.86 | 104.9 | 1 | 8.2 |
| 5/26/2015 | 23:00:00 | 16.86 | 62.35 | 9.87 | 105.2 | 1 | 8.22 |
| 5/27/2015 | 0:00:00 | 16.88 | 62.38 | 9.84 | 104.9 | 1 | 8.25 |
| 5/27/2015 | 1:00:00 | 16.86 | 62.36 | 9.81 | 104.6 | 1 | 8.23 |
| 5/27/2015 | 2:00:00 | 16.83 | 62.29 | 9.81 | 104.5 | 1 | 8.18 |
| 5/27/2015 | 3:00:00 | 16.79 | 62.23 | 9.79 | 104.2 | 1 | 8.22 |
| 5/27/2015 | 4:00:00 | 16.7 | 62.07 | 9.83 | 104.4 | 1 | 8.18 |
| 5/27/2015 | 5:00:00 | 16.65 | 61.97 | 9.84 | 104.4 | 1 | 8.2 |
| 5/27/2015 | 6:00:00 | 16.53 | 61.76 | 9.8 | 103.7 | 1 | 8.2 |
| 5/27/2015 | 7:00:00 | 16.45 | 61.61 | 9.78 | 103.4 | 1 | 8.17 |
| 5/27/2015 | 8:00:00 | 16.38 | 61.48 | 9.84 | 103.9 | 1 | 8.2 |
| 5/27/2015 | 9:00:00 | 16.3 | 61.34 | 9.87 | 104 | 1 | 8.17 |
| 5/27/2015 | 10:00:00 | 16.23 | 61.21 | 9.9 | 104.2 | 1 | 8.18 |
| 5/27/2015 | 11:00:00 | 16.17 | 61.1 | 9.98 | 104.9 | 1 | 8.15 |
| 5/27/2015 | 12:00:00 | 16.12 | 61.01 | 9.95 | 104.4 | 1 | 8.18 |
| 5/27/2015 | 13:00:00 | 16.05 | 60.89 | 9.96 | 104.4 | 1 | 8.17 |
| 5/27/2015 | 14:00:00 | 16.06 | 60.91 | 10.04 | 105.2 | 1 | 8.17 |
| 5/27/2015 | 15:00:00 | 16.06 | 60.92 | 10.08 | 105.6 | 1 | 8.15 |
| 5/27/2015 | 16:00:00 | 16.1 | 60.99 | 10.1 | 106 | 1 | 8.17 |
| 5/27/2015 | 17:00:00 | 16.24 | 61.24 | 10.15 | 106.8 | 1 | 8.13 |
| 5/27/2015 | 18:00:00 | 16.4 | 61.52 | 10.19 | 107.5 | 1 | 8.13 |
| 5/27/2015 | 19:00:00 | 16.54 | 61.78 | 10.17 | 107.7 | 1 | 8.17 |
| 5/27/2015 | 20:00:00 | 16.7 | 62.06 | 10.17 | 108.1 | 1 | 8.13 |
| 5/27/2015 | 21:00:00 | 16.86 | 62.35 | 10.16 | 108.3 | 1 | 8.15 |
| 5/27/2015 | 22:00:00 | 17.03 | 62.66 | 10.1 | 108.1 | 1 | 8.15 |
| 5/27/2015 | 23:00:00 | 17.1 | 62.79 | 10.04 | 107.6 | 1 | 8.1 |
| 5/28/2015 | 0:00:00 | 17.07 | 62.74 | 10.15 | 108.7 | 1 | 8.11 |
| 5/28/2015 | 1:00:00 | 16.96 | 62.53 | 10.05 | 107.3 | 1 | 8.15 |
| 5/28/2015 | 2:00:00 | 16.86 | 62.35 | 10.07 | 107.3 | 1 | 8.1 |
| 5/28/2015 | 3:00:00 | 16.74 | 62.13 | 10.11 | 107.5 | 1 | 8.11 |
| 5/28/2015 | 4:00:00 | 16.62 | 61.92 | 10.13 | 107.5 | 1 | 8.1 |
| 5/28/2015 | 5:00:00 | 16.48 | 61.67 | 10.19 | 107.7 | 1 | 8.1 |

| | | | | | | | |
|-----------|----------|-------|-------|-------|-------|---|------|
| 5/28/2015 | 6:00:00 | 16.36 | 61.45 | 10.2 | 107.6 | 1 | 8.11 |
| 5/28/2015 | 7:00:00 | 16.26 | 61.27 | 10.22 | 107.6 | 1 | 8.08 |
| 5/28/2015 | 8:00:00 | 16.19 | 61.14 | 10.29 | 108.2 | 1 | 8.08 |
| 5/28/2015 | 9:00:00 | 16.13 | 61.04 | 10.25 | 107.6 | 1 | 8.1 |
| 5/28/2015 | 10:00:00 | 16.09 | 60.97 | 10.28 | 107.8 | 1 | 8.1 |
| 5/28/2015 | 11:00:00 | 16.09 | 60.96 | 10.29 | 107.9 | 1 | 8.06 |
| 5/28/2015 | 12:00:00 | 16.12 | 61.01 | 10.28 | 107.9 | 1 | 8.03 |
| 5/28/2015 | 13:00:00 | 16.15 | 61.07 | 10.24 | 107.5 | 1 | 8.06 |
| 5/28/2015 | 14:00:00 | 16.21 | 61.19 | 10.24 | 107.7 | 1 | 8.06 |
| 5/28/2015 | 15:00:00 | 16.33 | 61.41 | 10.28 | 108.4 | 1 | 8.08 |
| 5/28/2015 | 16:00:00 | 16.52 | 61.73 | 10.23 | 108.3 | 1 | 8.06 |
| 5/28/2015 | 17:00:00 | 16.72 | 62.09 | 10.19 | 108.3 | 1 | 8.03 |
| 5/28/2015 | 18:00:00 | 16.96 | 62.53 | 10.14 | 108.3 | 1 | 8.06 |
| 5/28/2015 | 19:00:00 | 17.11 | 62.81 | 10.09 | 108.1 | 1 | 8.05 |
| 5/28/2015 | 20:00:00 | 17.21 | 62.99 | 9.99 | 107.3 | 1 | 8 |
| 5/28/2015 | 21:00:00 | 17.35 | 63.23 | 9.98 | 107.5 | 1 | 8.08 |
| 5/28/2015 | 22:00:00 | 17.43 | 63.37 | 9.93 | 107.1 | 1 | 8.08 |
| 5/28/2015 | 23:00:00 | 17.41 | 63.34 | 9.97 | 107.5 | 1 | 8.03 |
| 5/29/2015 | 0:00:00 | 17.32 | 63.18 | 9.95 | 107.1 | 1 | 8.03 |
| 5/29/2015 | 1:00:00 | 17.27 | 63.09 | 9.88 | 106.2 | 1 | 7.98 |
| 5/29/2015 | 2:00:00 | 17.17 | 62.92 | 10.07 | 108.1 | 1 | 8.03 |
| 5/29/2015 | 3:00:00 | 17.14 | 62.86 | 9.86 | 105.7 | 1 | 8.05 |
| 5/29/2015 | 4:00:00 | 17.11 | 62.81 | 10.01 | 107.3 | 1 | 8.06 |
| 5/29/2015 | 5:00:00 | 17.07 | 62.72 | 10.01 | 107.2 | 1 | 8.03 |
| 5/29/2015 | 6:00:00 | 17.01 | 62.62 | 10.03 | 107.2 | 1 | 8.08 |
| 5/29/2015 | 7:00:00 | 16.97 | 62.55 | 9.95 | 106.3 | 1 | 8.05 |
| 5/29/2015 | 8:00:00 | 16.92 | 62.46 | 10.03 | 107.1 | 1 | 8.05 |
| 5/29/2015 | 9:00:00 | 16.91 | 62.44 | 10.04 | 107.1 | 1 | 8.03 |
| 5/29/2015 | 10:00:00 | 16.91 | 62.44 | 9.97 | 106.4 | 1 | 8.03 |
| 5/29/2015 | 11:00:00 | 16.92 | 62.47 | 10.01 | 106.8 | 1 | 8.08 |
| 5/29/2015 | 12:00:00 | 16.94 | 62.49 | 10 | 106.7 | 1 | 8.06 |
| 5/29/2015 | 13:00:00 | 16.97 | 62.55 | 9.95 | 106.3 | 1 | 8.06 |
| 5/29/2015 | 14:00:00 | 17.05 | 62.69 | 9.99 | 106.9 | 1 | 8.05 |
| 5/29/2015 | 15:00:00 | 17.14 | 62.86 | 9.94 | 106.6 | 1 | 8.01 |
| 5/29/2015 | 16:00:00 | 17.26 | 63.07 | 9.92 | 106.6 | 1 | 8 |
| 5/29/2015 | 17:00:00 | 17.41 | 63.35 | 9.83 | 106 | 1 | 7.98 |
| 5/29/2015 | 18:00:00 | 17.59 | 63.67 | 9.88 | 106.9 | 1 | 8.01 |
| 5/29/2015 | 19:00:00 | 17.77 | 63.99 | 9.91 | 107.6 | 1 | 8 |
| 5/29/2015 | 20:00:00 | 17.89 | 64.21 | 9.84 | 107.2 | 1 | 8.01 |
| 5/29/2015 | 21:00:00 | 18.01 | 64.43 | 9.8 | 107 | 1 | 7.98 |
| 5/29/2015 | 22:00:00 | 18.15 | 64.68 | 9.71 | 106.3 | 1 | 7.98 |
| 5/29/2015 | 23:00:00 | 18.24 | 64.84 | 9.73 | 106.7 | 1 | 8.05 |
| 5/30/2015 | 0:00:00 | 18.23 | 64.83 | 9.65 | 105.8 | 1 | 8.05 |
| 5/30/2015 | 1:00:00 | 18.17 | 64.7 | 9.64 | 105.5 | 1 | 8.03 |
| 5/30/2015 | 2:00:00 | 18.06 | 64.51 | 9.67 | 105.7 | 1 | 8.03 |
| 5/30/2015 | 3:00:00 | 17.96 | 64.33 | 9.7 | 105.8 | 1 | 8.03 |
| 5/30/2015 | 4:00:00 | 17.87 | 64.17 | 9.81 | 106.8 | 1 | 8.03 |

| | | | | | | | |
|-----------|----------|-------|-------|-------|-------|---|------|
| 5/30/2015 | 5:00:00 | 17.8 | 64.04 | 9.7 | 105.4 | 1 | 8.03 |
| 5/30/2015 | 6:00:00 | 17.74 | 63.93 | 9.67 | 105 | 1 | 8 |
| 5/30/2015 | 7:00:00 | 17.65 | 63.78 | 9.77 | 105.9 | 1 | 7.96 |
| 5/30/2015 | 8:00:00 | 17.58 | 63.64 | 9.77 | 105.7 | 1 | 7.98 |
| 5/30/2015 | 9:00:00 | 17.5 | 63.5 | 9.76 | 105.5 | 1 | 7.98 |
| 5/30/2015 | 10:00:00 | 17.42 | 63.36 | 9.6 | 103.6 | 1 | 7.98 |
| 5/30/2015 | 11:00:00 | 17.36 | 63.25 | 9.85 | 106.1 | 1 | 8 |
| 5/30/2015 | 12:00:00 | 17.31 | 63.16 | 9.87 | 106.2 | 1 | 7.98 |
| 5/30/2015 | 13:00:00 | 17.3 | 63.14 | 9.87 | 106.2 | 1 | 7.96 |
| 5/30/2015 | 14:00:00 | 17.32 | 63.18 | 9.84 | 105.9 | 1 | 8 |
| 5/30/2015 | 15:00:00 | 17.32 | 63.18 | 9.93 | 106.8 | 1 | 7.98 |
| 5/30/2015 | 16:00:00 | 17.34 | 63.22 | 9.86 | 106.1 | 1 | 7.96 |
| 5/30/2015 | 17:00:00 | 17.39 | 63.31 | 9.84 | 106.1 | 1 | 8 |
| 5/30/2015 | 18:00:00 | 17.47 | 63.44 | 9.83 | 106.1 | 1 | 7.98 |
| 5/30/2015 | 19:00:00 | 17.55 | 63.6 | 9.89 | 107 | 1 | 7.88 |
| 5/30/2015 | 20:00:00 | 17.64 | 63.75 | 9.82 | 106.3 | 1 | 7.96 |
| 5/30/2015 | 21:00:00 | 17.72 | 63.89 | 9.79 | 106.3 | 1 | 7.98 |
| 5/30/2015 | 22:00:00 | 17.73 | 63.91 | 9.87 | 107.1 | 1 | 7.98 |
| 5/30/2015 | 23:00:00 | 17.68 | 63.83 | 9.87 | 107 | 1 | 8.01 |
| 5/31/2015 | 0:00:00 | 17.61 | 63.71 | 9.83 | 106.5 | 1 | 8.03 |
| 5/31/2015 | 1:00:00 | 17.51 | 63.52 | 9.9 | 107 | 1 | 8 |
| 5/31/2015 | 2:00:00 | 17.41 | 63.34 | 9.88 | 106.5 | 1 | 8 |
| 5/31/2015 | 3:00:00 | 17.28 | 63.1 | 9.94 | 106.9 | 1 | 8.01 |
| 5/31/2015 | 4:00:00 | 17.14 | 62.85 | 9.96 | 106.7 | 1 | 7.98 |
| 5/31/2015 | 5:00:00 | 16.99 | 62.59 | 9.9 | 105.8 | 1 | 8.1 |
| 5/31/2015 | 6:00:00 | 16.83 | 62.3 | 10.02 | 106.7 | 1 | 8.08 |
| 5/31/2015 | 7:00:00 | 16.65 | 61.98 | 9.96 | 105.7 | 1 | 7.96 |
| 5/31/2015 | 8:00:00 | 16.47 | 61.65 | 10.06 | 106.3 | 1 | 7.98 |
| 5/31/2015 | 9:00:00 | 16.29 | 61.33 | 10.05 | 105.8 | 1 | 7.98 |
| 5/31/2015 | 10:00:00 | 16.13 | 61.04 | 10.14 | 106.4 | 1 | 8 |
| 5/31/2015 | 11:00:00 | 16.02 | 60.85 | 10.14 | 106.2 | 1 | 8.01 |
| 5/31/2015 | 12:00:00 | 15.97 | 60.76 | 10.18 | 106.5 | 1 | 7.96 |
| 5/31/2015 | 13:00:00 | 15.97 | 60.74 | 10.27 | 107.5 | 1 | 8.01 |
| 5/31/2015 | 14:00:00 | 15.99 | 60.79 | 10.21 | 106.9 | 1 | 8.01 |
| 5/31/2015 | 15:00:00 | 16.1 | 60.99 | 10.22 | 107.3 | 1 | 8 |
| 5/31/2015 | 16:00:00 | 16.28 | 61.3 | 10.21 | 107.5 | 1 | 7.96 |
| 5/31/2015 | 17:00:00 | 16.47 | 61.66 | 10.3 | 108.9 | 1 | 7.96 |
| 5/31/2015 | 18:00:00 | 16.72 | 62.11 | 10.27 | 109.1 | 1 | 7.98 |
| 5/31/2015 | 19:00:00 | 16.96 | 62.53 | 10.23 | 109.3 | 1 | 7.93 |
| 5/31/2015 | 20:00:00 | 17.15 | 62.88 | 10.2 | 109.4 | 1 | 7.96 |
| 5/31/2015 | 21:00:00 | 17.32 | 63.18 | 10.09 | 108.6 | 1 | 7.98 |
| 5/31/2015 | 22:00:00 | 17.45 | 63.42 | 10.06 | 108.6 | 1 | 7.96 |
| 5/31/2015 | 23:00:00 | 17.5 | 63.51 | 10.09 | 109 | 1 | 7.98 |
| 6/1/2015 | 0:00:00 | 17.5 | 63.5 | 10.03 | 108.4 | 1 | 7.96 |
| 6/1/2015 | 1:00:00 | 17.45 | 63.41 | 9.9 | 106.8 | 1 | 7.91 |
| 6/1/2015 | 2:00:00 | 17.36 | 63.24 | 9.91 | 106.8 | 1 | 7.96 |
| 6/1/2015 | 3:00:00 | 17.3 | 63.14 | 9.87 | 106.2 | 1 | 7.96 |

| | | | | | | | |
|----------|----------|-------|-------|-------|-------|---|------|
| 6/1/2015 | 4:00:00 | 17.19 | 62.94 | 9.93 | 106.6 | 1 | 7.93 |
| 6/1/2015 | 5:00:00 | 17.02 | 62.65 | 9.91 | 106 | 1 | 7.93 |
| 6/1/2015 | 6:00:00 | 16.82 | 62.27 | 9.92 | 105.7 | 1 | 7.91 |
| 6/1/2015 | 7:00:00 | 16.63 | 61.95 | 9.97 | 105.8 | 1 | 7.93 |
| 6/1/2015 | 8:00:00 | 16.4 | 61.52 | 10.02 | 105.7 | 1 | 7.89 |
| 6/1/2015 | 9:00:00 | 16.18 | 61.12 | 10.06 | 105.7 | 1 | 7.89 |
| 6/1/2015 | 10:00:00 | 15.99 | 60.78 | 10.11 | 105.9 | 1 | 7.89 |
| 6/1/2015 | 11:00:00 | 15.8 | 60.45 | 10.23 | 106.6 | 1 | 7.93 |
| 6/1/2015 | 12:00:00 | 15.71 | 60.28 | 10.25 | 106.6 | 1 | 7.94 |
| 6/1/2015 | 13:00:00 | 15.69 | 60.24 | 10.24 | 106.4 | 1 | 7.94 |
| 6/1/2015 | 14:00:00 | 15.73 | 60.32 | 10.23 | 106.5 | 1 | 7.89 |
| 6/1/2015 | 15:00:00 | 15.8 | 60.44 | 10.23 | 106.6 | 1 | 7.89 |
| 6/1/2015 | 16:00:00 | 15.98 | 60.77 | 10.32 | 108 | 1 | 7.94 |
| 6/1/2015 | 17:00:00 | 16.19 | 61.15 | 10.33 | 108.6 | 1 | 7.89 |
| 6/1/2015 | 18:00:00 | 16.42 | 61.56 | 10.25 | 108.3 | 1 | 7.93 |
| 6/1/2015 | 19:00:00 | 16.64 | 61.96 | 10.26 | 108.9 | 1 | 7.91 |
| 6/1/2015 | 20:00:00 | 16.86 | 62.35 | 10.21 | 108.8 | 1 | 7.89 |
| 6/1/2015 | 21:00:00 | 17.05 | 62.7 | 10.19 | 109.1 | 1 | 7.94 |
| 6/2/2015 | 0:00:00 | 17.34 | 63.22 | 9.98 | 107.5 | 1 | 7.88 |
| 6/2/2015 | 1:00:00 | 17.39 | 63.3 | 10.01 | 107.9 | 1 | 7.94 |
| 6/2/2015 | 2:00:00 | 17.4 | 63.33 | 9.99 | 107.7 | 1 | 7.91 |
| 6/2/2015 | 3:00:00 | 17.41 | 63.35 | 9.88 | 106.5 | 1 | 7.93 |
| 6/2/2015 | 4:00:00 | 17.37 | 63.26 | 9.86 | 106.2 | 1 | 7.89 |
| 6/2/2015 | 5:00:00 | 17.25 | 63.06 | 9.81 | 105.4 | 1 | 7.88 |
| 6/2/2015 | 6:00:00 | 17.17 | 62.9 | 9.8 | 105.2 | 1 | 7.89 |
| 6/2/2015 | 7:00:00 | 17.05 | 62.7 | 9.85 | 105.4 | 1 | 7.88 |
| 6/2/2015 | 8:00:00 | 16.86 | 62.36 | 9.91 | 105.7 | 1 | 7.88 |
| 6/2/2015 | 9:00:00 | 16.69 | 62.04 | 9.98 | 106 | 1 | 7.89 |
| 6/2/2015 | 10:00:00 | 16.49 | 61.68 | 9.92 | 104.9 | 1 | 7.86 |
| 6/2/2015 | 11:00:00 | 16.31 | 61.36 | 10 | 105.4 | 1 | 7.86 |
| 6/2/2015 | 12:00:00 | 16.2 | 61.17 | 10 | 105.1 | 1 | 7.88 |
| 6/2/2015 | 13:00:00 | 16.14 | 61.05 | 10.02 | 105.2 | 1 | 7.86 |
| 6/2/2015 | 14:00:00 | 16.13 | 61.04 | 10.07 | 105.7 | 1 | 7.86 |
| 6/2/2015 | 15:00:00 | 16.2 | 61.16 | 10.07 | 105.8 | 1 | 7.91 |
| 6/2/2015 | 16:00:00 | 16.3 | 61.34 | 10.09 | 106.3 | 1 | 7.89 |
| 6/2/2015 | 17:00:00 | 16.44 | 61.6 | 10.07 | 106.4 | 1 | 7.83 |
| 6/2/2015 | 18:00:00 | 16.61 | 61.9 | 9.89 | 104.9 | 1 | 7.83 |
| 6/2/2015 | 19:00:00 | 16.8 | 62.25 | 10.07 | 107.2 | 1 | 7.83 |
| 6/2/2015 | 20:00:00 | 17 | 62.61 | 10.08 | 107.8 | 1 | 7.83 |
| 6/2/2015 | 21:00:00 | 17.18 | 62.93 | 10.13 | 108.7 | 1 | 7.89 |
| 6/2/2015 | 22:00:00 | 17.36 | 63.24 | 10.01 | 107.8 | 1 | 7.83 |
| 6/2/2015 | 23:00:00 | 17.49 | 63.48 | 10.04 | 108.4 | 1 | 7.84 |
| 6/3/2015 | 0:00:00 | 17.54 | 63.58 | 10.01 | 108.2 | 1 | 7.86 |
| 6/3/2015 | 1:00:00 | 17.6 | 63.69 | 9.96 | 107.9 | 1 | 7.84 |
| 6/3/2015 | 2:00:00 | 17.61 | 63.7 | 9.92 | 107.4 | 1 | 7.84 |
| 6/3/2015 | 3:00:00 | 17.63 | 63.73 | 9.93 | 107.5 | 1 | 7.83 |
| 6/3/2015 | 4:00:00 | 17.64 | 63.75 | 9.86 | 106.8 | 1 | 7.88 |

| | | | | | | | |
|----------|----------|-------|-------|------|-------|---|------|
| 6/3/2015 | 5:00:00 | 17.62 | 63.73 | 9.79 | 106 | 1 | 7.86 |
| 6/3/2015 | 6:00:00 | 17.59 | 63.66 | 9.81 | 106.1 | 1 | 7.86 |
| 6/3/2015 | 7:00:00 | 17.52 | 63.54 | 9.72 | 105.1 | 1 | 7.86 |
| 6/3/2015 | 8:00:00 | 17.43 | 63.38 | 9.81 | 105.8 | 1 | 7.89 |
| 6/3/2015 | 9:00:00 | 17.31 | 63.16 | 9.78 | 105.2 | 1 | 7.81 |
| 6/3/2015 | 10:00:00 | 17.18 | 62.92 | 9.8 | 105.1 | 1 | 7.88 |
| 6/3/2015 | 11:00:00 | 17.04 | 62.68 | 9.76 | 104.5 | 1 | 7.86 |
| 6/3/2015 | 12:00:00 | 16.94 | 62.49 | 9.77 | 104.3 | 1 | 7.86 |
| 6/3/2015 | 13:00:00 | 16.89 | 62.41 | 9.82 | 104.7 | 1 | 7.86 |
| 6/3/2015 | 14:00:00 | 16.91 | 62.43 | 9.85 | 105.1 | 1 | 7.86 |
| 6/3/2015 | 15:00:00 | 16.95 | 62.51 | 9.85 | 105.2 | 1 | 7.86 |
| 6/3/2015 | 16:00:00 | 17.07 | 62.72 | 9.85 | 105.5 | 1 | 7.86 |
| 6/3/2015 | 17:00:00 | 17.21 | 62.98 | 9.92 | 106.5 | 1 | 7.83 |
| 6/3/2015 | 18:00:00 | 17.37 | 63.28 | 9.83 | 105.9 | 1 | 7.84 |
| 6/3/2015 | 19:00:00 | 17.5 | 63.51 | 9.86 | 106.6 | 1 | 7.88 |
| 6/3/2015 | 20:00:00 | 17.69 | 63.85 | 9.79 | 106.2 | 1 | 7.86 |
| 6/3/2015 | 21:00:00 | 17.85 | 64.13 | 9.89 | 107.6 | 1 | 7.86 |
| 6/3/2015 | 22:00:00 | 18 | 64.4 | 9.85 | 107.5 | 1 | 7.86 |
| 6/3/2015 | 23:00:00 | 18.13 | 64.64 | 9.84 | 107.7 | 1 | 7.86 |
| 6/4/2015 | 0:00:00 | 18.23 | 64.83 | 9.8 | 107.5 | 1 | 7.86 |
| 6/4/2015 | 1:00:00 | 18.31 | 64.96 | 9.61 | 105.6 | 1 | 7.88 |
| 6/4/2015 | 2:00:00 | 18.36 | 65.05 | 9.68 | 106.5 | 1 | 7.83 |
| 6/4/2015 | 3:00:00 | 18.4 | 65.12 | 9.66 | 106.3 | 1 | 7.84 |
| 6/4/2015 | 4:00:00 | 18.42 | 65.16 | 9.69 | 106.7 | 1 | 7.83 |
| 6/4/2015 | 5:00:00 | 18.41 | 65.14 | 9.63 | 106 | 1 | 7.86 |
| 6/4/2015 | 6:00:00 | 18.39 | 65.11 | 9.55 | 105.1 | 1 | 7.86 |
| 6/4/2015 | 7:00:00 | 18.35 | 65.03 | 9.61 | 105.6 | 1 | 7.86 |
| 6/4/2015 | 11:00:00 | 17.96 | 64.34 | 9.56 | 104.2 | 1 | 7.83 |
| 6/4/2015 | 12:00:00 | 17.86 | 64.15 | 9.54 | 103.8 | 1 | 7.81 |
| 6/4/2015 | 13:00:00 | 17.75 | 63.95 | 9.58 | 104 | 1 | 7.76 |
| 6/4/2015 | 14:00:00 | 17.65 | 63.77 | 9.55 | 103.4 | 1 | 7.81 |
| 6/4/2015 | 15:00:00 | 17.58 | 63.64 | 9.63 | 104.2 | 1 | 7.81 |
| 6/4/2015 | 16:00:00 | 17.52 | 63.54 | 9.71 | 104.9 | 1 | 7.72 |
| 6/4/2015 | 18:00:00 | 17.54 | 63.58 | 9.49 | 102.6 | 1 | 7.67 |
| 6/4/2015 | 19:00:00 | 17.57 | 63.64 | 9.54 | 103.2 | 1 | 7.66 |
| 6/4/2015 | 20:00:00 | 17.64 | 63.76 | 9.5 | 102.9 | 1 | 7.66 |
| 6/4/2015 | 21:00:00 | 17.68 | 63.83 | 9.49 | 102.9 | 1 | 7.69 |
| 6/4/2015 | 22:00:00 | 17.75 | 63.95 | 9.52 | 103.4 | 1 | 7.64 |
| 6/4/2015 | 23:00:00 | 17.78 | 64 | 9.54 | 103.6 | 1 | 7.67 |
| 6/5/2015 | 0:00:00 | 17.77 | 64 | 9.48 | 103 | 1 | 7.91 |
| 6/5/2015 | 1:00:00 | 17.77 | 63.99 | 9.32 | 101.2 | 1 | 7.91 |
| 6/5/2015 | 2:00:00 | 17.76 | 63.96 | 9.11 | 99 | 1 | 7.88 |
| 6/5/2015 | 3:00:00 | 17.74 | 63.93 | 9.29 | 100.8 | 1 | 7.94 |
| 6/5/2015 | 4:00:00 | 17.73 | 63.92 | 9.37 | 101.7 | 1 | 7.94 |
| 6/5/2015 | 5:00:00 | 17.74 | 63.94 | 9.4 | 102 | 1 | 7.94 |
| 6/5/2015 | 6:00:00 | 17.76 | 63.97 | 9.38 | 101.9 | 1 | 7.93 |

Data glitch

Out of water, clean, download

| | | | | | | | |
|----------|----------|-------|-------|------|-------|---|------|
| 6/5/2015 | 7:00:00 | 17.76 | 63.96 | 9.29 | 100.9 | 1 | 7.88 |
| 6/5/2015 | 8:00:00 | 17.75 | 63.95 | 9.37 | 101.7 | 1 | 7.89 |
| 6/5/2015 | 9:00:00 | 17.7 | 63.87 | 9.36 | 101.6 | 1 | 7.93 |
| 6/5/2015 | 10:00:00 | 17.66 | 63.8 | 9.14 | 99.1 | 1 | 7.93 |
| 6/5/2015 | 11:00:00 | 17.62 | 63.71 | 9.35 | 101.2 | 1 | 7.89 |
| 6/5/2015 | 12:00:00 | 17.57 | 63.63 | 9.42 | 101.9 | 1 | 7.89 |
| 6/5/2015 | 13:00:00 | 17.52 | 63.54 | 9.37 | 101.2 | 1 | 7.88 |
| 6/5/2015 | 14:00:00 | 17.49 | 63.48 | 9.41 | 101.7 | 1 | 7.91 |
| 6/5/2015 | 15:00:00 | 17.5 | 63.5 | 9.43 | 101.8 | 1 | 7.93 |
| 6/5/2015 | 16:00:00 | 17.58 | 63.65 | 9.41 | 101.8 | 1 | 7.88 |
| 6/5/2015 | 17:00:00 | 17.71 | 63.88 | 9.32 | 101.1 | 1 | 7.91 |
| 6/5/2015 | 18:00:00 | 17.87 | 64.16 | 9.3 | 101.2 | 1 | 7.96 |
| 6/5/2015 | 19:00:00 | 18 | 64.41 | 9.28 | 101.3 | 1 | 7.94 |
| 6/5/2015 | 20:00:00 | 18.14 | 64.66 | 9.28 | 101.5 | 1 | 7.93 |
| 6/5/2015 | 21:00:00 | 18.25 | 64.86 | 9.18 | 100.7 | 1 | 7.94 |
| 6/5/2015 | 22:00:00 | 18.33 | 64.99 | 9.27 | 101.8 | 1 | 7.94 |
| 6/5/2015 | 23:00:00 | 18.39 | 65.1 | 9.27 | 102 | 1 | 7.96 |
| 6/6/2015 | 0:00:00 | 18.46 | 65.24 | 9.37 | 103.2 | 1 | 7.96 |
| 6/6/2015 | 1:00:00 | 18.53 | 65.36 | 9.27 | 102.3 | 1 | 7.96 |
| 6/6/2015 | 2:00:00 | 18.57 | 65.43 | 9.04 | 99.9 | 1 | 7.91 |
| 6/6/2015 | 3:00:00 | 18.59 | 65.46 | 8.98 | 99.2 | 1 | 7.96 |
| 6/6/2015 | 4:00:00 | 18.61 | 65.5 | 9.29 | 102.7 | 1 | 7.96 |
| 6/6/2015 | 5:00:00 | 18.55 | 65.4 | 9.11 | 100.6 | 1 | 7.94 |
| 6/6/2015 | 6:00:00 | 18.48 | 65.27 | 9.04 | 99.7 | 1 | 7.96 |
| 6/6/2015 | 7:00:00 | 18.39 | 65.11 | 9.15 | 100.7 | 1 | 7.93 |
| 6/6/2015 | 8:00:00 | 18.27 | 64.9 | 9.16 | 100.6 | 1 | 7.93 |
| 6/6/2015 | 9:00:00 | 18.12 | 64.63 | 9.17 | 100.4 | 1 | 7.93 |
| 6/6/2015 | 10:00:00 | 17.96 | 64.33 | 9.15 | 99.7 | 1 | 7.91 |
| 6/6/2015 | 11:00:00 | 17.79 | 64.03 | 9.22 | 100.2 | 1 | 7.96 |
| 6/6/2015 | 12:00:00 | 17.63 | 63.74 | 9.3 | 100.7 | 1 | 7.91 |
| 6/6/2015 | 13:00:00 | 17.49 | 63.48 | 9.34 | 100.9 | 1 | 7.93 |
| 6/6/2015 | 14:00:00 | 17.4 | 63.32 | 9.22 | 99.4 | 1 | 7.93 |
| 6/6/2015 | 15:00:00 | 17.37 | 63.26 | 9.49 | 102.2 | 1 | 7.89 |
| 6/6/2015 | 16:00:00 | 17.44 | 63.39 | 9.35 | 100.9 | 1 | 7.88 |
| 6/6/2015 | 17:00:00 | 17.58 | 63.64 | 9.43 | 102 | 1 | 7.91 |
| 6/6/2015 | 18:00:00 | 17.72 | 63.9 | 9.3 | 100.9 | 1 | 7.96 |
| 6/6/2015 | 19:00:00 | 17.88 | 64.18 | 9.47 | 103.1 | 1 | 7.89 |
| 6/6/2015 | 20:00:00 | 18.04 | 64.47 | 9.15 | 100 | 1 | 7.93 |
| 6/6/2015 | 21:00:00 | 18.16 | 64.69 | 9.42 | 103.1 | 1 | 7.91 |
| 6/6/2015 | 22:00:00 | 18.35 | 65.03 | 9.37 | 103 | 1 | 7.89 |
| 6/6/2015 | 23:00:00 | 18.45 | 65.22 | 9.24 | 101.8 | 1 | 7.93 |
| 6/7/2015 | 0:00:00 | 18.58 | 65.45 | 9.29 | 102.6 | 1 | 7.94 |
| 6/7/2015 | 1:00:00 | 18.67 | 65.61 | 9.36 | 103.5 | 1 | 7.89 |
| 6/7/2015 | 2:00:00 | 18.75 | 65.75 | 9.1 | 100.8 | 1 | 7.91 |
| 6/7/2015 | 3:00:00 | 18.82 | 65.89 | 9.15 | 101.5 | 1 | 7.96 |
| 6/7/2015 | 4:00:00 | 18.89 | 66 | 9.17 | 101.9 | 1 | 7.93 |
| 6/7/2015 | 5:00:00 | 18.91 | 66.04 | 9.18 | 102 | 1 | 7.93 |

| | | | | | | | |
|----------|----------|-------|-------|------|-------|---|------|
| 6/7/2015 | 6:00:00 | 18.9 | 66.02 | 9.11 | 101.3 | 1 | 7.88 |
| 6/7/2015 | 7:00:00 | 18.86 | 65.95 | 8.79 | 97.6 | 1 | 7.91 |
| 6/7/2015 | 8:00:00 | 18.77 | 65.79 | 9.07 | 100.6 | 1 | 7.91 |
| 6/7/2015 | 9:00:00 | 18.65 | 65.57 | 8.87 | 98.1 | 1 | 7.89 |
| 6/7/2015 | 10:00:00 | 18.52 | 65.34 | 9 | 99.3 | 1 | 7.94 |
| 6/7/2015 | 11:00:00 | 18.36 | 65.06 | 9.08 | 99.8 | 1 | 7.93 |
| 6/7/2015 | 12:00:00 | 18.23 | 64.81 | 9 | 98.7 | 1 | 7.94 |
| 6/7/2015 | 13:00:00 | 18.1 | 64.59 | 9.13 | 99.9 | 1 | 7.91 |
| 6/7/2015 | 14:00:00 | 18.01 | 64.42 | 9.02 | 98.5 | 1 | 7.94 |
| 6/7/2015 | 15:00:00 | 17.9 | 64.23 | 8.98 | 97.9 | 1 | 7.93 |
| 6/7/2015 | 16:00:00 | 17.84 | 64.12 | 9.21 | 100.2 | 1 | 7.89 |
| 6/7/2015 | 17:00:00 | 17.8 | 64.04 | 8.87 | 96.5 | 1 | 7.89 |
| 6/7/2015 | 18:00:00 | 17.8 | 64.04 | 9.17 | 99.6 | 1 | 7.89 |
| 6/7/2015 | 19:00:00 | 17.87 | 64.17 | 9 | 97.9 | 1 | 7.91 |
| 6/7/2015 | 20:00:00 | 18.01 | 64.43 | 9.06 | 98.9 | 1 | 7.89 |
| 6/7/2015 | 21:00:00 | 18.1 | 64.58 | 9.18 | 100.4 | 1 | 7.91 |
| 6/7/2015 | 22:00:00 | 18.2 | 64.77 | 9.19 | 100.8 | 1 | 7.88 |
| 6/7/2015 | 23:00:00 | 18.24 | 64.84 | 9.07 | 99.5 | 1 | 7.93 |
| 6/8/2015 | 0:00:00 | 18.26 | 64.87 | 9.09 | 99.8 | 1 | 7.91 |
| 6/8/2015 | 1:00:00 | 18.26 | 64.87 | 8.86 | 97.3 | 1 | 7.89 |
| 6/8/2015 | 2:00:00 | 18.29 | 64.92 | 9.12 | 100.1 | 1 | 7.86 |
| 6/8/2015 | 3:00:00 | 18.34 | 65.01 | 9.1 | 100 | 1 | 7.91 |
| 6/8/2015 | 4:00:00 | 18.36 | 65.06 | 9.02 | 99.2 | 1 | 7.88 |
| 6/8/2015 | 5:00:00 | 18.36 | 65.06 | 8.97 | 98.6 | 1 | 7.93 |
| 6/8/2015 | 6:00:00 | 18.3 | 64.95 | 9.14 | 100.4 | 1 | 7.88 |
| 6/8/2015 | 7:00:00 | 18.24 | 64.83 | 9.09 | 99.8 | 1 | 7.89 |
| 6/8/2015 | 8:00:00 | 18.18 | 64.73 | 9 | 98.6 | 1 | 7.86 |
| 6/8/2015 | 9:00:00 | 18.11 | 64.61 | 8.94 | 97.8 | 1 | 7.89 |
| 6/8/2015 | 10:00:00 | 18.02 | 64.44 | 8.98 | 98.1 | 1 | 7.86 |
| 6/8/2015 | 11:00:00 | 17.93 | 64.28 | 9.12 | 99.4 | 1 | 7.89 |
| 6/8/2015 | 12:00:00 | 17.87 | 64.17 | 9.07 | 98.8 | 1 | 7.88 |
| 6/8/2015 | 13:00:00 | 17.81 | 64.06 | 8.98 | 97.6 | 1 | 7.89 |
| 6/8/2015 | 14:00:00 | 17.76 | 63.96 | 9 | 97.7 | 1 | 7.89 |
| 6/8/2015 | 15:00:00 | 17.77 | 63.99 | 8.97 | 97.4 | 1 | 7.89 |
| 6/8/2015 | 16:00:00 | 17.83 | 64.1 | 9.25 | 100.6 | 1 | 7.86 |
| 6/8/2015 | 17:00:00 | 17.86 | 64.16 | 9.21 | 100.2 | 1 | 7.86 |
| 6/8/2015 | 18:00:00 | 17.87 | 64.17 | 9.06 | 98.6 | 1 | 7.89 |
| 6/8/2015 | 19:00:00 | 17.91 | 64.23 | 9.2 | 100.2 | 1 | 7.86 |
| 6/8/2015 | 20:00:00 | 17.92 | 64.27 | 9.05 | 98.7 | 1 | 7.86 |
| 6/8/2015 | 21:00:00 | 18.01 | 64.42 | 9.05 | 98.8 | 1 | 7.84 |
| 6/8/2015 | 22:00:00 | 18.11 | 64.61 | 9.19 | 100.5 | 1 | 7.83 |
| 6/8/2015 | 23:00:00 | 18.15 | 64.67 | 8.99 | 98.5 | 1 | 7.89 |
| 6/9/2015 | 0:00:00 | 18.18 | 64.72 | 9.17 | 100.4 | 1 | 7.88 |
| 6/9/2015 | 1:00:00 | 18.2 | 64.76 | 9.24 | 101.2 | 1 | 7.88 |
| 6/9/2015 | 2:00:00 | 18.2 | 64.76 | 9.18 | 100.6 | 1 | 7.88 |
| 6/9/2015 | 3:00:00 | 18.18 | 64.72 | 9.07 | 99.3 | 1 | 7.86 |
| 6/9/2015 | 4:00:00 | 18.16 | 64.7 | 9.16 | 100.3 | 1 | 7.89 |

| | | | | | | | |
|-----------|----------|-------|-------|------|-------|---|------|
| 6/9/2015 | 5:00:00 | 18.12 | 64.62 | 9.09 | 99.4 | 1 | 7.88 |
| 6/9/2015 | 6:00:00 | 18.04 | 64.47 | 9.23 | 100.8 | 1 | 7.86 |
| 6/9/2015 | 7:00:00 | 17.95 | 64.31 | 8.94 | 97.4 | 1 | 7.89 |
| 6/9/2015 | 8:00:00 | 17.85 | 64.13 | 9.21 | 100.2 | 1 | 7.86 |
| 6/9/2015 | 9:00:00 | 17.76 | 63.98 | 9.15 | 99.3 | 1 | 7.84 |
| 6/9/2015 | 10:00:00 | 17.69 | 63.84 | 9.07 | 98.4 | 1 | 7.81 |
| 6/9/2015 | 11:00:00 | 17.61 | 63.71 | 9.01 | 97.6 | 1 | 7.88 |
| 6/9/2015 | 12:00:00 | 17.55 | 63.6 | 9.29 | 100.5 | 1 | 7.86 |
| 6/9/2015 | 13:00:00 | 17.55 | 63.6 | 9 | 97.3 | 1 | 7.83 |
| 6/9/2015 | 14:00:00 | 17.62 | 63.72 | 9.21 | 99.8 | 1 | 7.88 |
| 6/9/2015 | 15:00:00 | 17.7 | 63.87 | 9.39 | 101.8 | 1 | 7.83 |
| 6/9/2015 | 16:00:00 | 17.82 | 64.08 | 9.11 | 99.1 | 1 | 7.83 |
| 6/9/2015 | 17:00:00 | 18.01 | 64.42 | 9.23 | 100.8 | 1 | 7.86 |
| 6/9/2015 | 18:00:00 | 18.14 | 64.65 | 8.89 | 97.3 | 1 | 7.83 |
| 6/9/2015 | 19:00:00 | 18.35 | 65.03 | 9.29 | 102.1 | 1 | 7.88 |
| 6/9/2015 | 20:00:00 | 18.52 | 65.34 | 9.11 | 100.5 | 1 | 7.81 |
| 6/9/2015 | 21:00:00 | 18.67 | 65.62 | 9.29 | 102.8 | 1 | 7.86 |
| 6/9/2015 | 22:00:00 | 18.84 | 65.92 | 9.11 | 101.2 | 1 | 7.86 |
| 6/9/2015 | 23:00:00 | 18.96 | 66.13 | 9.2 | 102.4 | 1 | 7.86 |
| 6/10/2015 | 0:00:00 | 19.05 | 66.29 | 9.26 | 103.2 | 1 | 7.86 |
| 6/10/2015 | 1:00:00 | 19.08 | 66.35 | 8.94 | 99.7 | 1 | 7.84 |
| 6/10/2015 | 2:00:00 | 19.13 | 66.44 | 9.02 | 100.7 | 1 | 7.83 |
| 6/10/2015 | 3:00:00 | 19.17 | 66.51 | 9.1 | 101.7 | 1 | 7.83 |
| 6/10/2015 | 4:00:00 | 19.16 | 66.5 | 9.15 | 102.3 | 1 | 7.83 |
| 6/10/2015 | 5:00:00 | 19.12 | 66.41 | 9.07 | 101.2 | 1 | 7.84 |
| 6/10/2015 | 6:00:00 | 19.04 | 66.28 | 9.01 | 100.4 | 1 | 7.81 |
| 6/10/2015 | 7:00:00 | 18.94 | 66.1 | 8.99 | 100.1 | 1 | 7.84 |
| 6/10/2015 | 8:00:00 | 18.83 | 65.9 | 8.83 | 98.1 | 1 | 7.86 |
| 6/10/2015 | 9:00:00 | 18.73 | 65.73 | 8.85 | 98.1 | 1 | 7.81 |
| 6/10/2015 | 10:00:00 | 18.63 | 65.53 | 9 | 99.5 | 1 | 7.81 |
| 6/10/2015 | 11:00:00 | 18.52 | 65.35 | 8.91 | 98.3 | 1 | 7.83 |
| 6/10/2015 | 12:00:00 | 18.45 | 65.21 | 8.97 | 98.9 | 1 | 7.84 |
| 6/10/2015 | 13:00:00 | 18.42 | 65.17 | 9.09 | 100.1 | 1 | 7.84 |
| 6/10/2015 | 14:00:00 | 18.44 | 65.2 | 9.09 | 100.2 | 1 | 7.86 |
| 6/10/2015 | 15:00:00 | 18.5 | 65.31 | 9.16 | 101 | 1 | 7.81 |
| 6/10/2015 | 16:00:00 | 18.61 | 65.51 | 9.1 | 100.5 | 1 | 7.86 |
| 6/10/2015 | 17:00:00 | 18.73 | 65.72 | 9.08 | 100.6 | 1 | 7.83 |
| 6/10/2015 | 18:00:00 | 18.88 | 65.98 | 9.11 | 101.2 | 1 | 7.81 |
| 6/10/2015 | 19:00:00 | 19.04 | 66.27 | 8.92 | 99.4 | 1 | 7.83 |
| 6/10/2015 | 20:00:00 | 19.18 | 66.53 | 9.21 | 102.9 | 1 | 7.84 |
| 6/10/2015 | 21:00:00 | 19.3 | 66.75 | 9.05 | 101.4 | 1 | 7.81 |
| 6/10/2015 | 22:00:00 | 19.42 | 66.95 | 9.02 | 101.3 | 1 | 7.86 |
| 6/10/2015 | 23:00:00 | 19.49 | 67.08 | 9.12 | 102.6 | 1 | 7.84 |
| 6/11/2015 | 0:00:00 | 19.55 | 67.2 | 9.01 | 101.5 | 1 | 7.83 |
| 6/11/2015 | 1:00:00 | 19.59 | 67.27 | 9.06 | 102.2 | 1 | 7.86 |
| 6/11/2015 | 2:00:00 | 19.58 | 67.25 | 8.82 | 99.4 | 1 | 7.81 |
| 6/11/2015 | 3:00:00 | 19.54 | 67.18 | 9.02 | 101.6 | 1 | 7.81 |

| | | | | | | | |
|-----------|----------|-------|-------|------|-------|---|------|
| 6/11/2015 | 4:00:00 | 19.51 | 67.12 | 8.78 | 98.8 | 1 | 7.81 |
| 6/11/2015 | 5:00:00 | 19.44 | 67 | 8.77 | 98.6 | 1 | 7.84 |
| 6/11/2015 | 6:00:00 | 19.37 | 66.86 | 8.72 | 97.8 | 1 | 7.83 |
| 6/11/2015 | 7:00:00 | 19.24 | 66.64 | 8.58 | 96.1 | 1 | 7.79 |
| 6/11/2015 | 8:00:00 | 19.08 | 66.34 | 8.99 | 100.3 | 1 | 7.83 |
| 6/11/2015 | 9:00:00 | 18.93 | 66.07 | 8.99 | 100 | 1 | 7.81 |
| 6/11/2015 | 10:00:00 | 18.8 | 65.84 | 8.86 | 98.3 | 1 | 7.79 |
| 6/11/2015 | 11:00:00 | 18.68 | 65.63 | 8.9 | 98.5 | 1 | 7.77 |
| 6/11/2015 | 12:00:00 | 18.57 | 65.44 | 8.82 | 97.4 | 1 | 7.83 |
| 6/11/2015 | 13:00:00 | 18.5 | 65.3 | 8.93 | 98.5 | 1 | 7.79 |
| 6/11/2015 | 14:00:00 | 18.45 | 65.21 | 9.07 | 99.9 | 1 | 7.83 |
| 6/11/2015 | 15:00:00 | 18.44 | 65.19 | 9.12 | 100.4 | 1 | 7.79 |
| 6/11/2015 | 16:00:00 | 18.42 | 65.17 | 8.75 | 96.3 | 1 | 7.77 |
| 6/11/2015 | 17:00:00 | 18.43 | 65.18 | 8.87 | 97.7 | 1 | 7.83 |
| 6/11/2015 | 18:00:00 | 18.43 | 65.18 | 9.07 | 99.9 | 1 | 7.83 |
| 6/11/2015 | 19:00:00 | 18.44 | 65.2 | 8.76 | 96.5 | 1 | 7.83 |
| 6/11/2015 | 20:00:00 | 18.47 | 65.26 | 8.84 | 97.4 | 1 | 7.76 |
| 6/11/2015 | 21:00:00 | 18.51 | 65.32 | 8.85 | 97.6 | 1 | 7.83 |
| 6/11/2015 | 22:00:00 | 18.53 | 65.36 | 8.97 | 98.9 | 1 | 7.83 |
| 6/11/2015 | 23:00:00 | 18.55 | 65.39 | 9.15 | 101 | 1 | 7.77 |
| 6/12/2015 | 0:00:00 | 18.56 | 65.41 | 9.13 | 100.8 | 1 | 7.84 |
| 6/12/2015 | 1:00:00 | 18.53 | 65.36 | 9.02 | 99.5 | 1 | 7.81 |
| 6/12/2015 | 2:00:00 | 18.51 | 65.32 | 8.77 | 96.8 | 1 | 7.79 |
| 6/12/2015 | 3:00:00 | 18.49 | 65.28 | 9.22 | 101.7 | 1 | 7.77 |
| 6/12/2015 | 4:00:00 | 18.45 | 65.21 | 9.21 | 101.4 | 1 | 7.77 |
| 6/12/2015 | 5:00:00 | 18.39 | 65.1 | 9.16 | 100.8 | 1 | 7.76 |
| 6/12/2015 | 6:00:00 | 18.33 | 64.99 | 9.22 | 101.3 | 1 | 7.59 |
| 6/12/2015 | 7:00:00 | 18.26 | 64.87 | 9.34 | 102.5 | 1 | 7.59 |
| 6/12/2015 | 8:00:00 | 18.19 | 64.74 | 9.32 | 102.2 | 1 | 7.59 |
| 6/12/2015 | 9:00:00 | 18.12 | 64.62 | 9.31 | 101.9 | 1 | 7.59 |
| 6/12/2015 | 10:00:00 | 18.06 | 64.51 | 9.38 | 102.5 | 1 | 7.61 |
| 6/12/2015 | 11:00:00 | 18.01 | 64.42 | 9.39 | 102.5 | 1 | 7.59 |
| 6/12/2015 | 12:00:00 | 17.99 | 64.38 | 9.37 | 102.3 | 1 | 7.54 |
| 6/12/2015 | 13:00:00 | 17.95 | 64.31 | 9.35 | 101.9 | 1 | 7.55 |
| 6/12/2015 | 14:00:00 | 18.01 | 64.43 | 9.39 | 102.5 | 1 | 7.54 |
| 6/12/2015 | 15:00:00 | 18.13 | 64.63 | 9.36 | 102.4 | 1 | 7.55 |
| 6/12/2015 | 16:00:00 | 18.32 | 64.98 | 9.38 | 103.1 | 1 | 7.57 |
| 6/12/2015 | 17:00:00 | 18.54 | 65.37 | 9.34 | 103 | 1 | 7.52 |
| 6/12/2015 | 18:00:00 | 18.68 | 65.62 | 9.36 | 103.6 | 1 | 7.52 |
| 6/12/2015 | 19:00:00 | 18.91 | 66.04 | 9.35 | 104 | 1 | 7.54 |
| 6/12/2015 | 20:00:00 | 19.1 | 66.38 | 9.33 | 104.2 | 1 | 7.52 |
| 6/12/2015 | 21:00:00 | 19.24 | 66.64 | 9.28 | 103.9 | 1 | 7.59 |
| 6/12/2015 | 22:00:00 | 19.41 | 66.94 | 9.29 | 104.4 | 1 | 7.55 |
| 6/12/2015 | 23:00:00 | 19.55 | 67.2 | 9.31 | 104.9 | 1 | 7.49 |
| 6/13/2015 | 0:00:00 | 19.62 | 67.33 | 9.29 | 104.7 | 1 | 7.57 |
| 6/13/2015 | 1:00:00 | 19.69 | 67.45 | 9.26 | 104.6 | 1 | 7.55 |
| 6/13/2015 | 2:00:00 | 19.73 | 67.52 | 9.21 | 104.1 | 1 | 7.52 |

| | | | | | | | |
|-----------|----------|-------|-------|------|-------|---|------|
| 6/13/2015 | 3:00:00 | 19.77 | 67.59 | 9.16 | 103.6 | 1 | 7.55 |
| 6/13/2015 | 4:00:00 | 19.83 | 67.7 | 9.15 | 103.7 | 1 | 7.54 |
| 6/13/2015 | 5:00:00 | 19.84 | 67.71 | 9.1 | 103.1 | 1 | 7.52 |
| 6/13/2015 | 6:00:00 | 19.83 | 67.69 | 9.09 | 102.9 | 1 | 7.54 |
| 6/13/2015 | 7:00:00 | 19.76 | 67.57 | 9.09 | 102.8 | 1 | 7.57 |
| 6/13/2015 | 8:00:00 | 19.66 | 67.39 | 9.06 | 102.3 | 1 | 7.54 |
| 6/13/2015 | 9:00:00 | 19.52 | 67.14 | 9.08 | 102.2 | 1 | 7.54 |
| 6/13/2015 | 10:00:00 | 19.37 | 66.86 | 9.08 | 101.9 | 1 | 7.54 |
| 6/13/2015 | 11:00:00 | 19.21 | 66.58 | 9.12 | 102 | 1 | 7.52 |
| 6/13/2015 | 12:00:00 | 19.03 | 66.26 | 9.15 | 102 | 1 | 7.52 |
| 6/13/2015 | 13:00:00 | 18.92 | 66.05 | 9.18 | 102.1 | 1 | 7.52 |
| 6/13/2015 | 14:00:00 | 18.8 | 65.84 | 9.2 | 102 | 1 | 7.55 |
| 6/13/2015 | 15:00:00 | 18.71 | 65.69 | 9.18 | 101.7 | 1 | 7.5 |
| 6/13/2015 | 16:00:00 | 18.64 | 65.56 | 9.18 | 101.6 | 1 | 7.5 |
| 6/13/2015 | 17:00:00 | 18.6 | 65.49 | 9.23 | 102 | 1 | 7.52 |
| 6/13/2015 | 18:00:00 | 18.57 | 65.43 | 9.25 | 102.1 | 1 | 7.49 |
| 6/13/2015 | 19:00:00 | 18.54 | 65.38 | 9.29 | 102.6 | 1 | 7.45 |
| 6/13/2015 | 20:00:00 | 18.53 | 65.36 | 9.24 | 102 | 1 | 7.45 |
| 6/13/2015 | 21:00:00 | 18.55 | 65.39 | 9.25 | 102.1 | 1 | 7.5 |
| 6/13/2015 | 22:00:00 | 18.58 | 65.45 | 9.25 | 102.2 | 1 | 7.49 |
| 6/13/2015 | 23:00:00 | 18.6 | 65.49 | 9.22 | 101.9 | 1 | 7.52 |
| 6/14/2015 | 0:00:00 | 18.62 | 65.53 | 9.24 | 102.2 | 1 | 7.47 |
| 6/14/2015 | 1:00:00 | 18.64 | 65.55 | 9.26 | 102.4 | 1 | 7.49 |
| 6/14/2015 | 2:00:00 | 18.66 | 65.59 | 9.16 | 101.3 | 1 | 7.45 |
| 6/14/2015 | 3:00:00 | 18.66 | 65.6 | 9.17 | 101.4 | 1 | 7.44 |
| 6/14/2015 | 4:00:00 | 18.69 | 65.64 | 9.18 | 101.6 | 1 | 7.47 |
| 6/14/2015 | 5:00:00 | 18.68 | 65.63 | 9.14 | 101.2 | 1 | 7.47 |
| 6/14/2015 | 6:00:00 | 18.67 | 65.61 | 9.12 | 101 | 1 | 7.45 |
| 6/14/2015 | 7:00:00 | 18.65 | 65.57 | 9.04 | 100 | 1 | 7.44 |
| 6/14/2015 | 8:00:00 | 18.64 | 65.56 | 9.06 | 100.2 | 1 | 7.42 |
| 6/14/2015 | 9:00:00 | 18.63 | 65.53 | 8.99 | 99.3 | 1 | 7.44 |
| 6/14/2015 | 10:00:00 | 18.62 | 65.52 | 9.02 | 99.7 | 1 | 7.44 |
| 6/14/2015 | 11:00:00 | 18.59 | 65.46 | 8.93 | 98.7 | 1 | 7.4 |
| 6/14/2015 | 12:00:00 | 18.59 | 65.46 | 9.08 | 100.4 | 1 | 7.47 |
| 6/14/2015 | 13:00:00 | 18.58 | 65.45 | 9.11 | 100.7 | 1 | 7.5 |
| 6/14/2015 | 14:00:00 | 18.57 | 65.44 | 9.15 | 101.1 | 1 | 7.5 |
| 6/14/2015 | 15:00:00 | 18.56 | 65.41 | 9.13 | 100.8 | 1 | 7.47 |
| 6/14/2015 | 16:00:00 | 18.59 | 65.46 | 9.13 | 100.9 | 1 | 7.49 |
| 6/14/2015 | 17:00:00 | 18.56 | 65.42 | 9.14 | 100.9 | 1 | 7.49 |
| 6/14/2015 | 18:00:00 | 18.71 | 65.69 | 9.14 | 101.2 | 1 | 7.44 |
| 6/14/2015 | 19:00:00 | 18.77 | 65.78 | 9.09 | 100.8 | 1 | 7.45 |
| 6/14/2015 | 20:00:00 | 18.84 | 65.92 | 9.12 | 101.3 | 1 | 7.49 |
| 6/14/2015 | 21:00:00 | 18.93 | 66.08 | 9.14 | 101.6 | 1 | 7.44 |
| 6/14/2015 | 22:00:00 | 19.01 | 66.22 | 9.18 | 102.3 | 1 | 7.49 |
| 6/14/2015 | 23:00:00 | 19.08 | 66.36 | 9.17 | 102.4 | 1 | 7.47 |
| 6/15/2015 | 0:00:00 | 19.19 | 66.55 | 9.16 | 102.4 | 1 | 7.47 |
| 6/15/2015 | 1:00:00 | 19.27 | 66.7 | 9.12 | 102.2 | 1 | 7.49 |

| | | | | | | | |
|-----------|----------|-------|-------|------|-------|---|------|
| 6/15/2015 | 2:00:00 | 19.3 | 66.75 | 9.13 | 102.3 | 1 | 7.42 |
| 6/15/2015 | 3:00:00 | 19.31 | 66.76 | 9.16 | 102.7 | 1 | 7.5 |
| 6/15/2015 | 4:00:00 | 19.41 | 66.94 | 9.08 | 102 | 1 | 7.37 |
| 6/15/2015 | 5:00:00 | 19.46 | 67.04 | 9.02 | 101.4 | 1 | 7.47 |
| 6/15/2015 | 6:00:00 | 19.48 | 67.07 | 9.1 | 102.3 | 1 | 7.44 |
| 6/15/2015 | 7:00:00 | 19.5 | 67.1 | 9.08 | 102.2 | 1 | 7.47 |
| 6/15/2015 | 8:00:00 | 19.52 | 67.13 | 9.02 | 101.5 | 1 | 7.44 |
| 6/15/2015 | 9:00:00 | 19.48 | 67.06 | 9.01 | 101.3 | 1 | 7.62 |
| 6/15/2015 | 10:00:00 | 19.46 | 67.03 | 8.97 | 100.9 | 1 | 7.49 |
| 6/15/2015 | 11:00:00 | 19.43 | 66.97 | 8.97 | 100.8 | 1 | 7.4 |
| 6/15/2015 | 12:00:00 | 19.42 | 66.96 | 8.98 | 100.8 | 1 | 7.45 |
| 6/15/2015 | 13:00:00 | 19.43 | 66.98 | 8.99 | 101 | 1 | 7.44 |
| 6/15/2015 | 14:00:00 | 19.46 | 67.03 | 8.87 | 99.8 | 1 | 7.35 |
| 6/15/2015 | 15:00:00 | 19.48 | 67.07 | 8.98 | 101 | 1 | 7.42 |
| 6/15/2015 | 16:00:00 | 19.46 | 67.04 | 8.98 | 101 | 1 | 7.45 |
| 6/15/2015 | 17:00:00 | 19.38 | 66.89 | 8.97 | 100.7 | 1 | 7.44 |
| 6/15/2015 | 18:00:00 | 19.31 | 66.76 | 9.02 | 101.1 | 1 | 7.4 |
| 6/15/2015 | 19:00:00 | 19.23 | 66.63 | 9.04 | 101.2 | 1 | 7.4 |
| 6/15/2015 | 20:00:00 | 19.14 | 66.46 | 9.07 | 101.3 | 1 | 7.38 |
| 6/15/2015 | 21:00:00 | 19.1 | 66.38 | 9.1 | 101.6 | 1 | 7.4 |
| 6/15/2015 | 22:00:00 | 19.09 | 66.37 | 9.15 | 102.2 | 1 | 7.42 |
| 6/15/2015 | 23:00:00 | 19.09 | 66.37 | 9.19 | 102.5 | 1 | 7.45 |
| 6/16/2015 | 0:00:00 | 19.12 | 66.41 | 9.26 | 103.4 | 1 | 7.47 |
| 6/16/2015 | 1:00:00 | 19.13 | 66.44 | 9.23 | 103.1 | 1 | 7.45 |
| 6/16/2015 | 2:00:00 | 19.13 | 66.43 | 9.19 | 102.6 | 1 | 7.38 |
| 6/16/2015 | 3:00:00 | 19.08 | 66.34 | 9.23 | 103 | 1 | 7.38 |
| 6/16/2015 | 4:00:00 | 19.02 | 66.25 | 9.24 | 103 | 1 | 7.38 |
| 6/16/2015 | 5:00:00 | 18.99 | 66.18 | 9.23 | 102.8 | 1 | 7.42 |
| 6/16/2015 | 6:00:00 | 18.95 | 66.12 | 9.17 | 102.1 | 1 | 7.4 |
| 6/16/2015 | 7:00:00 | 18.92 | 66.06 | 9.24 | 102.8 | 1 | 7.44 |
| 6/16/2015 | 8:00:00 | 18.86 | 65.95 | 9.19 | 102.1 | 1 | 7.38 |
| 6/16/2015 | 9:00:00 | 18.77 | 65.8 | 9.23 | 102.4 | 1 | 7.42 |
| 6/16/2015 | 10:00:00 | 18.65 | 65.58 | 9.2 | 101.8 | 1 | 7.42 |
| 6/16/2015 | 11:00:00 | 18.56 | 65.41 | 9.22 | 101.8 | 1 | 7.38 |
| 6/16/2015 | 12:00:00 | 18.46 | 65.24 | 9.2 | 101.4 | 1 | 7.35 |
| 6/16/2015 | 13:00:00 | 18.42 | 65.17 | 9.23 | 101.6 | 1 | 7.37 |
| 6/16/2015 | 14:00:00 | 18.46 | 65.23 | 9.29 | 102.3 | 1 | 7.4 |
| 6/16/2015 | 15:00:00 | 18.55 | 65.39 | 9.36 | 103.3 | 1 | 7.35 |
| 6/16/2015 | 16:00:00 | 18.66 | 65.59 | 9.36 | 103.5 | 1 | 7.38 |
| 6/16/2015 | 17:00:00 | 18.84 | 65.91 | 9.3 | 103.2 | 1 | 7.37 |
| 6/16/2015 | 18:00:00 | 18.99 | 66.18 | 9.36 | 104.2 | 1 | 7.4 |
| 6/16/2015 | 19:00:00 | 19.14 | 66.46 | 9.33 | 104.3 | 1 | 7.4 |
| 6/16/2015 | 20:00:00 | 19.27 | 66.7 | 9.33 | 104.5 | 1 | 7.42 |
| 6/16/2015 | 21:00:00 | 19.39 | 66.91 | 9.34 | 104.9 | 1 | 7.38 |
| 6/16/2015 | 22:00:00 | 19.46 | 67.03 | 9.39 | 105.6 | 1 | 7.37 |
| 6/16/2015 | 23:00:00 | 19.61 | 67.3 | 9.41 | 106.2 | 1 | 7.42 |
| 6/17/2015 | 0:00:00 | 19.71 | 67.49 | 9.37 | 105.9 | 1 | 7.42 |

| | | | | | | | |
|-----------|----------|-------|-------|------|-------|---|------|
| 6/17/2015 | 1:00:00 | 19.78 | 67.6 | 9.35 | 105.8 | 1 | 7.38 |
| 6/17/2015 | 2:00:00 | 19.87 | 67.77 | 9.33 | 105.8 | 1 | 7.37 |
| 6/17/2015 | 3:00:00 | 19.98 | 67.96 | 9.22 | 104.7 | 1 | 7.32 |
| 6/17/2015 | 4:00:00 | 20.08 | 68.15 | 9.21 | 104.8 | 1 | 7.38 |
| 6/17/2015 | 5:00:00 | 20.13 | 68.25 | 9.2 | 104.9 | 1 | 7.42 |
| 6/17/2015 | 6:00:00 | 20.15 | 68.27 | 9.19 | 104.8 | 1 | 7.42 |
| 6/17/2015 | 7:00:00 | 20.11 | 68.21 | 9.16 | 104.4 | 1 | 7.42 |
| 6/17/2015 | 8:00:00 | 20.03 | 68.06 | 9.13 | 103.8 | 1 | 7.37 |
| 6/17/2015 | 9:00:00 | 19.9 | 67.82 | 9.14 | 103.7 | 1 | 7.27 |
| 6/17/2015 | 10:00:00 | 19.72 | 67.5 | 9.16 | 103.5 | 1 | 7.37 |
| 6/17/2015 | 11:00:00 | 19.55 | 67.19 | 9.17 | 103.3 | 1 | 7.35 |
| 6/17/2015 | 12:00:00 | 19.35 | 66.83 | 9.18 | 103 | 1 | 7.35 |
| 6/17/2015 | 13:00:00 | 19.22 | 66.61 | 9.26 | 103.6 | 1 | 7.37 |
| 6/17/2015 | 14:00:00 | 19.16 | 66.49 | 9.23 | 103.2 | 1 | 7.37 |
| 6/17/2015 | 15:00:00 | 19.16 | 66.5 | 9.21 | 103 | 1 | 7.38 |
| 6/17/2015 | 16:00:00 | 19.26 | 66.67 | 9.29 | 104 | 1 | 7.33 |
| 6/17/2015 | 17:00:00 | 19.38 | 66.89 | 9.32 | 104.6 | 1 | 7.32 |
| 6/17/2015 | 18:00:00 | 19.41 | 66.93 | 9.29 | 104.3 | 1 | 7.37 |
| 6/17/2015 | 19:00:00 | 19.48 | 67.06 | 9.24 | 103.9 | 1 | 7.37 |
| 6/17/2015 | 20:00:00 | 19.61 | 67.3 | 9.22 | 104 | 1 | 7.38 |
| 6/17/2015 | 21:00:00 | 19.74 | 67.53 | 9.22 | 104.3 | 1 | 7.38 |
| 6/17/2015 | 22:00:00 | 19.83 | 67.7 | 9.21 | 104.3 | 1 | 7.32 |
| 6/17/2015 | 23:00:00 | 19.94 | 67.9 | 9.15 | 103.8 | 1 | 7.33 |
| 6/18/2015 | 0:00:00 | 20.05 | 68.1 | 9.15 | 104.1 | 1 | 7.33 |
| 6/18/2015 | 1:00:00 | 20.14 | 68.25 | 9.14 | 104.2 | 1 | 7.33 |
| 6/18/2015 | 2:00:00 | 20.18 | 68.33 | 9.11 | 103.9 | 1 | 7.35 |
| 6/18/2015 | 3:00:00 | 20.2 | 68.37 | 9.08 | 103.6 | 1 | 7.32 |
| 6/18/2015 | 4:00:00 | 20.2 | 68.37 | 8.97 | 102.4 | 1 | 7.35 |
| 6/18/2015 | 5:00:00 | 20.25 | 68.46 | 9.05 | 103.4 | 1 | 7.21 |
| 6/18/2015 | 6:00:00 | 20.28 | 68.51 | 9.04 | 103.3 | 1 | 7.32 |
| 6/18/2015 | 7:00:00 | 20.28 | 68.51 | 9.03 | 103.2 | 1 | 7.33 |
| 6/18/2015 | 8:00:00 | 20.22 | 68.4 | 8.98 | 102.5 | 1 | 7.33 |
| 6/18/2015 | 9:00:00 | 20.15 | 68.27 | 8.98 | 102.4 | 1 | 7.3 |
| 6/18/2015 | 10:00:00 | 20.05 | 68.09 | 9.04 | 102.8 | 1 | 7.32 |
| 6/18/2015 | 11:00:00 | 19.92 | 67.86 | 9.07 | 102.9 | 1 | 7.33 |
| 6/18/2015 | 12:00:00 | 19.83 | 67.69 | 9.08 | 102.8 | 1 | 7.33 |
| 6/18/2015 | 13:00:00 | 19.76 | 67.58 | 9.1 | 102.9 | 1 | 7.32 |
| 6/18/2015 | 14:00:00 | 19.74 | 67.54 | 9.07 | 102.5 | 1 | 7.33 |
| 6/18/2015 | 15:00:00 | 19.8 | 67.64 | 8.99 | 101.8 | 1 | 7.28 |
| 6/18/2015 | 18:00:00 | 20.07 | 68.13 | 6.79 | 77.3 | 1 | 9.07 |
| 6/18/2015 | 19:00:00 | 20.12 | 68.23 | 6.81 | 77.6 | 1 | 9.07 |
| 6/18/2015 | 20:00:00 | 20.25 | 68.45 | 6.83 | 78 | 1 | 9.05 |
| 6/18/2015 | 21:00:00 | 20.29 | 68.53 | 6.86 | 78.4 | 1 | 9.01 |
| 6/18/2015 | 22:00:00 | 20.34 | 68.61 | 6.85 | 78.4 | 1 | 9.01 |
| 6/18/2015 | 23:00:00 | 20.41 | 68.73 | 6.89 | 78.9 | 1 | 9.03 |
| 6/19/2015 | 0:00:00 | 20.43 | 68.78 | 6.87 | 78.7 | 1 | 8.98 |

Out of water: Clean, download, calibrate

| | | | | | | | |
|-----------|----------|-------|-------|------|------|---|------|
| 6/19/2015 | 1:00:00 | 20.42 | 68.76 | 6.83 | 78.3 | 1 | 8.98 |
| 6/19/2015 | 2:00:00 | 20.39 | 68.7 | 6.85 | 78.5 | 1 | 8.98 |
| 6/19/2015 | 3:00:00 | 20.35 | 68.63 | 6.84 | 78.3 | 1 | 8.93 |
| 6/19/2015 | 4:00:00 | 20.34 | 68.62 | 6.84 | 78.3 | 1 | 8.91 |
| 6/19/2015 | 5:00:00 | 20.28 | 68.51 | 6.85 | 78.3 | 1 | 8.91 |
| 6/19/2015 | 6:00:00 | 20.21 | 68.39 | 6.83 | 78 | 1 | 8.91 |
| 6/19/2015 | 7:00:00 | 20.2 | 68.36 | 6.84 | 78.1 | 1 | 8.93 |
| 6/19/2015 | 8:00:00 | 20.14 | 68.25 | 6.83 | 77.8 | 1 | 8.86 |
| 6/19/2015 | 9:00:00 | 20.08 | 68.14 | 6.83 | 77.8 | 1 | 8.85 |
| 6/19/2015 | 10:00:00 | 20 | 68 | 6.84 | 77.7 | 1 | 8.85 |
| 6/19/2015 | 11:00:00 | 19.85 | 67.74 | 6.85 | 77.6 | 1 | 8.83 |
| 6/19/2015 | 12:00:00 | 19.7 | 67.46 | 6.88 | 77.7 | 1 | 8.85 |
| 6/19/2015 | 13:00:00 | 19.57 | 67.23 | 6.89 | 77.6 | 1 | 8.83 |
| 6/19/2015 | 14:00:00 | 19.49 | 67.08 | 6.89 | 77.5 | 1 | 8.83 |
| 6/19/2015 | 15:00:00 | 19.5 | 67.1 | 6.9 | 77.7 | 1 | 8.83 |
| 6/19/2015 | 16:00:00 | 19.54 | 67.18 | 6.91 | 77.9 | 1 | 8.76 |
| 6/19/2015 | 17:00:00 | 19.6 | 67.28 | 6.95 | 78.3 | 1 | 8.78 |
| 6/19/2015 | 18:00:00 | 19.67 | 67.41 | 6.93 | 78.3 | 1 | 8.74 |
| 6/19/2015 | 19:00:00 | 19.72 | 67.49 | 6.95 | 78.6 | 1 | 8.76 |
| 6/19/2015 | 20:00:00 | 19.74 | 67.54 | 6.94 | 78.5 | 1 | 8.76 |
| 6/19/2015 | 21:00:00 | 19.74 | 67.54 | 6.96 | 78.7 | 1 | 8.76 |
| 6/19/2015 | 22:00:00 | 19.81 | 67.67 | 6.96 | 78.9 | 1 | 8.78 |
| 6/19/2015 | 23:00:00 | 19.84 | 67.71 | 6.97 | 78.9 | 1 | 8.76 |
| 6/20/2015 | 0:00:00 | 19.94 | 67.89 | 6.96 | 79 | 1 | 8.71 |
| 6/20/2015 | 1:00:00 | 20.03 | 68.05 | 6.93 | 78.8 | 1 | 8.68 |
| 6/20/2015 | 2:00:00 | 20.11 | 68.2 | 6.92 | 78.8 | 1 | 8.73 |
| 6/20/2015 | 3:00:00 | 20.22 | 68.39 | 6.9 | 78.7 | 1 | 8.64 |
| 6/20/2015 | 4:00:00 | 20.27 | 68.48 | 6.88 | 78.6 | 1 | 8.68 |
| 6/20/2015 | 5:00:00 | 20.37 | 68.68 | 6.85 | 78.4 | 1 | 8.56 |
| 6/20/2015 | 6:00:00 | 20.43 | 68.77 | 6.84 | 78.4 | 1 | 8.66 |
| 6/20/2015 | 7:00:00 | 20.44 | 68.8 | 6.8 | 78 | 1 | 8.69 |
| 6/20/2015 | 8:00:00 | 20.45 | 68.81 | 6.79 | 77.9 | 1 | 8.64 |
| 6/20/2015 | 9:00:00 | 20.43 | 68.77 | 6.77 | 77.6 | 1 | 8.64 |
| 6/20/2015 | 10:00:00 | 20.39 | 68.7 | 6.74 | 77.2 | 1 | 8.69 |
| 6/20/2015 | 11:00:00 | 20.31 | 68.56 | 6.73 | 77 | 1 | 8.66 |
| 6/20/2015 | 12:00:00 | 20.27 | 68.48 | 6.76 | 77.2 | 1 | 8.66 |
| 6/20/2015 | 13:00:00 | 20.3 | 68.55 | 6.7 | 76.6 | 1 | 8.62 |
| 6/20/2015 | 14:00:00 | 20.3 | 68.55 | 6.7 | 76.7 | 1 | 8.61 |
| 6/20/2015 | 15:00:00 | 20.27 | 68.49 | 6.73 | 76.9 | 1 | 8.59 |
| 6/20/2015 | 16:00:00 | 20.17 | 68.31 | 6.72 | 76.7 | 1 | 8.62 |
| 6/20/2015 | 17:00:00 | 20.08 | 68.14 | 6.74 | 76.7 | 1 | 8.64 |
| 6/20/2015 | 18:00:00 | 19.95 | 67.91 | 6.77 | 76.9 | 1 | 8.62 |
| 6/20/2015 | 19:00:00 | 19.85 | 67.74 | 6.79 | 76.9 | 1 | 8.62 |
| 6/20/2015 | 20:00:00 | 19.73 | 67.52 | 6.82 | 77.1 | 1 | 8.61 |
| 6/20/2015 | 21:00:00 | 19.59 | 67.26 | 6.86 | 77.3 | 1 | 8.61 |
| 6/20/2015 | 22:00:00 | 19.51 | 67.13 | 6.89 | 77.6 | 1 | 8.57 |
| 6/20/2015 | 23:00:00 | 19.49 | 67.09 | 6.9 | 77.6 | 1 | 8.61 |

| | | | | | | | |
|-----------|----------|-------|-------|------|------|---|------|
| 6/21/2015 | 0:00:00 | 19.44 | 67 | 6.91 | 77.7 | 1 | 8.56 |
| 6/21/2015 | 1:00:00 | 19.41 | 66.94 | 6.89 | 77.4 | 1 | 8.56 |
| 6/21/2015 | 2:00:00 | 19.36 | 66.85 | 6.91 | 77.5 | 1 | 8.54 |
| 6/21/2015 | 3:00:00 | 19.31 | 66.76 | 6.91 | 77.5 | 1 | 8.52 |
| 6/21/2015 | 4:00:00 | 19.3 | 66.74 | 6.93 | 77.6 | 1 | 8.56 |
| 6/21/2015 | 5:00:00 | 19.28 | 66.7 | 6.92 | 77.5 | 1 | 8.54 |
| 6/21/2015 | 6:00:00 | 19.28 | 66.71 | 6.9 | 77.3 | 1 | 8.54 |
| 6/21/2015 | 7:00:00 | 19.27 | 66.69 | 6.88 | 77 | 1 | 8.52 |
| 6/21/2015 | 8:00:00 | 19.27 | 66.7 | 6.87 | 77 | 1 | 8.39 |
| 6/21/2015 | 9:00:00 | 19.26 | 66.66 | 6.87 | 76.9 | 1 | 8.49 |
| 6/21/2015 | 10:00:00 | 19.23 | 66.62 | 6.86 | 76.8 | 1 | 8.54 |
| 6/21/2015 | 11:00:00 | 19.16 | 66.49 | 6.88 | 76.9 | 1 | 8.49 |
| 6/21/2015 | 12:00:00 | 19.11 | 66.4 | 6.85 | 76.5 | 1 | 8.51 |
| 6/21/2015 | 13:00:00 | 19.11 | 66.39 | 6.81 | 76.1 | 1 | 8.44 |
| 6/21/2015 | 14:00:00 | 19.09 | 66.36 | 6.83 | 76.3 | 1 | 8.45 |
| 6/21/2015 | 15:00:00 | 19.09 | 66.36 | 6.84 | 76.3 | 1 | 8.47 |
| 6/21/2015 | 16:00:00 | 19.12 | 66.41 | 6.85 | 76.5 | 1 | 8.44 |
| 6/21/2015 | 17:00:00 | 19.18 | 66.53 | 6.85 | 76.5 | 1 | 8.47 |
| 6/21/2015 | 18:00:00 | 19.29 | 66.72 | 6.85 | 76.8 | 1 | 8.42 |
| 6/21/2015 | 19:00:00 | 19.43 | 66.98 | 6.86 | 77.1 | 1 | 8.4 |
| 6/21/2015 | 20:00:00 | 19.54 | 67.17 | 6.81 | 76.6 | 1 | 8.34 |
| 6/21/2015 | 21:00:00 | 19.64 | 67.35 | 6.82 | 76.9 | 1 | 8.44 |
| 6/21/2015 | 22:00:00 | 19.73 | 67.52 | 6.82 | 77.1 | 1 | 8.39 |
| 6/21/2015 | 23:00:00 | 19.83 | 67.69 | 6.83 | 77.4 | 1 | 8.44 |
| 6/22/2015 | 0:00:00 | 19.86 | 67.76 | 6.84 | 77.5 | 1 | 8.42 |
| 6/22/2015 | 1:00:00 | 19.9 | 67.82 | 6.82 | 77.4 | 1 | 8.37 |
| 6/22/2015 | 2:00:00 | 19.93 | 67.88 | 6.84 | 77.6 | 1 | 8.4 |
| 6/22/2015 | 3:00:00 | 19.99 | 67.99 | 6.82 | 77.5 | 1 | 8.39 |
| 6/22/2015 | 4:00:00 | 20.08 | 68.15 | 6.81 | 77.5 | 1 | 8.4 |
| 6/22/2015 | 5:00:00 | 20.16 | 68.3 | 6.77 | 77.2 | 1 | 8.35 |
| 6/22/2015 | 6:00:00 | 20.24 | 68.44 | 6.76 | 77.2 | 1 | 8.35 |
| 6/22/2015 | 7:00:00 | 20.28 | 68.51 | 6.77 | 77.4 | 1 | 8.39 |
| 6/22/2015 | 8:00:00 | 20.31 | 68.56 | 6.74 | 77 | 1 | 8.28 |
| 6/22/2015 | 9:00:00 | 20.29 | 68.53 | 6.73 | 76.9 | 1 | 8.35 |
| 6/22/2015 | 10:00:00 | 20.26 | 68.47 | 6.71 | 76.7 | 1 | 8.39 |
| 6/22/2015 | 11:00:00 | 20.2 | 68.36 | 6.72 | 76.7 | 1 | 8.27 |
| 6/22/2015 | 12:00:00 | 20.12 | 68.23 | 6.72 | 76.6 | 1 | 8.32 |
| 6/22/2015 | 13:00:00 | 20.12 | 68.22 | 6.72 | 76.6 | 1 | 8.37 |
| 6/22/2015 | 14:00:00 | 20.1 | 68.18 | 6.7 | 76.3 | 1 | 8.32 |
| 6/22/2015 | 15:00:00 | 20.04 | 68.08 | 6.71 | 76.4 | 1 | 8.35 |
| 6/22/2015 | 16:00:00 | 19.99 | 67.99 | 6.72 | 76.4 | 1 | 8.35 |
| 6/22/2015 | 17:00:00 | 19.91 | 67.83 | 6.69 | 75.9 | 1 | 8.35 |
| 6/22/2015 | 18:00:00 | 19.8 | 67.64 | 6.72 | 76 | 1 | 8.3 |
| 6/22/2015 | 19:00:00 | 19.76 | 67.57 | 6.73 | 76.1 | 1 | 8.34 |
| 6/22/2015 | 20:00:00 | 19.72 | 67.49 | 6.72 | 75.9 | 1 | 8.32 |
| 6/22/2015 | 21:00:00 | 19.72 | 67.5 | 6.75 | 76.3 | 1 | 8.34 |
| 6/22/2015 | 22:00:00 | 19.65 | 67.38 | 6.78 | 76.5 | 1 | 8.3 |

| | | | | | | | |
|-----------|----------|-------|-------|------|------|---|------|
| 6/22/2015 | 23:00:00 | 19.61 | 67.3 | 6.79 | 76.6 | 1 | 8.28 |
| 6/23/2015 | 0:00:00 | 19.55 | 67.2 | 6.82 | 76.8 | 1 | 8.28 |
| 6/23/2015 | 1:00:00 | 19.53 | 67.15 | 6.83 | 76.9 | 1 | 8.28 |
| 6/23/2015 | 2:00:00 | 19.5 | 67.11 | 6.81 | 76.6 | 1 | 8.25 |
| 6/23/2015 | 3:00:00 | 19.49 | 67.08 | 6.75 | 75.9 | 1 | 8.25 |
| 6/23/2015 | 4:00:00 | 19.48 | 67.07 | 6.76 | 76.1 | 1 | 8.27 |
| 6/23/2015 | 5:00:00 | 19.47 | 67.05 | 6.76 | 76 | 1 | 8.28 |
| 6/23/2015 | 6:00:00 | 19.48 | 67.06 | 6.78 | 76.2 | 1 | 8.3 |
| 6/23/2015 | 7:00:00 | 19.51 | 67.13 | 6.81 | 76.7 | 1 | 8.28 |
| 6/23/2015 | 8:00:00 | 19.54 | 67.18 | 6.79 | 76.4 | 1 | 8.3 |
| 6/23/2015 | 9:00:00 | 19.51 | 67.12 | 6.77 | 76.2 | 1 | 8.27 |
| 6/23/2015 | 10:00:00 | 19.45 | 67.01 | 6.76 | 76 | 1 | 8.25 |
| 6/23/2015 | 11:00:00 | 19.38 | 66.89 | 6.78 | 76.1 | 1 | 8.23 |
| 6/23/2015 | 12:00:00 | 19.33 | 66.8 | 6.78 | 76.1 | 1 | 8.27 |
| 6/23/2015 | 13:00:00 | 19.31 | 66.76 | 6.8 | 76.3 | 1 | 8.27 |
| 6/23/2015 | 14:00:00 | 19.33 | 66.79 | 6.78 | 76 | 1 | 8.25 |
| 6/23/2015 | 15:00:00 | 19.41 | 66.94 | 6.78 | 76.1 | 1 | 8.22 |
| 6/23/2015 | 16:00:00 | 19.52 | 67.15 | 6.79 | 76.4 | 1 | 8.28 |
| 6/23/2015 | 17:00:00 | 19.66 | 67.4 | 6.8 | 76.7 | 1 | 8.23 |
| 6/23/2015 | 18:00:00 | 19.81 | 67.65 | 6.79 | 76.8 | 1 | 8.25 |
| 6/23/2015 | 19:00:00 | 19.94 | 67.89 | 6.82 | 77.4 | 1 | 8.27 |
| 6/23/2015 | 20:00:00 | 20.01 | 68.02 | 6.81 | 77.4 | 1 | 8.25 |
| 6/23/2015 | 21:00:00 | 20.07 | 68.12 | 6.81 | 77.6 | 1 | 8.22 |
| 6/23/2015 | 22:00:00 | 20.06 | 68.11 | 6.84 | 77.9 | 1 | 8.2 |
| 6/23/2015 | 23:00:00 | 20.07 | 68.14 | 6.85 | 77.9 | 1 | 8.2 |
| 6/24/2015 | 0:00:00 | 20.11 | 68.21 | 6.87 | 78.3 | 1 | 8.2 |
| 6/24/2015 | 1:00:00 | 20.17 | 68.31 | 6.89 | 78.6 | 1 | 8.23 |
| 6/24/2015 | 2:00:00 | 20.3 | 68.54 | 6.88 | 78.6 | 1 | 8.22 |
| 6/24/2015 | 3:00:00 | 20.39 | 68.71 | 6.87 | 78.7 | 1 | 8.1 |
| 6/24/2015 | 4:00:00 | 20.45 | 68.82 | 6.88 | 78.9 | 1 | 8.18 |
| 6/24/2015 | 5:00:00 | 20.51 | 68.92 | 6.87 | 78.9 | 1 | 8.23 |
| 6/24/2015 | 6:00:00 | 20.55 | 68.99 | 6.85 | 78.8 | 1 | 8.17 |
| 6/24/2015 | 7:00:00 | 20.6 | 69.09 | 6.83 | 78.5 | 1 | 8.22 |
| 6/24/2015 | 8:00:00 | 20.64 | 69.16 | 6.81 | 78.4 | 1 | 8.18 |
| 6/24/2015 | 9:00:00 | 20.65 | 69.18 | 6.8 | 78.2 | 1 | 8.2 |
| 6/24/2015 | 10:00:00 | 20.65 | 69.18 | 6.75 | 77.8 | 1 | 8.22 |
| 6/24/2015 | 11:00:00 | 20.63 | 69.13 | 6.73 | 77.4 | 1 | 8.2 |
| 6/24/2015 | 12:00:00 | 20.6 | 69.09 | 6.75 | 77.7 | 1 | 8.18 |
| 6/24/2015 | 13:00:00 | 20.58 | 69.04 | 6.75 | 77.7 | 1 | 8.22 |
| 6/24/2015 | 14:00:00 | 20.58 | 69.05 | 6.72 | 77.2 | 1 | 8.18 |
| 6/24/2015 | 15:00:00 | 20.6 | 69.09 | 6.72 | 77.3 | 1 | 8.18 |
| 6/24/2015 | 16:00:00 | 20.65 | 69.18 | 6.73 | 77.5 | 1 | 8.2 |
| 6/24/2015 | 17:00:00 | 20.66 | 69.2 | 6.74 | 77.6 | 1 | 8.15 |
| 6/24/2015 | 18:00:00 | 20.57 | 69.03 | 6.71 | 77.2 | 1 | 8.18 |
| 6/24/2015 | 19:00:00 | 20.7 | 69.27 | 6.66 | 76.8 | 1 | 8.2 |
| 6/24/2015 | 20:00:00 | 20.52 | 68.95 | 6.74 | 77.4 | 1 | 8.17 |
| 6/24/2015 | 21:00:00 | 20.46 | 68.83 | 6.73 | 77.2 | 1 | 8.17 |

| | | | | | | | |
|-----------|----------|-------|-------|------|------|---|------|
| 6/24/2015 | 22:00:00 | 20.47 | 68.84 | 6.76 | 77.5 | 1 | 8.17 |
| 6/24/2015 | 23:00:00 | 20.47 | 68.84 | 6.79 | 77.9 | 1 | 8.17 |
| 6/25/2015 | 0:00:00 | 20.53 | 68.95 | 6.77 | 77.8 | 1 | 8.13 |
| 6/25/2015 | 1:00:00 | 20.56 | 69.02 | 6.76 | 77.7 | 1 | 8.18 |
| 6/25/2015 | 2:00:00 | 20.65 | 69.18 | 6.76 | 77.8 | 1 | 8.17 |
| 6/25/2015 | 3:00:00 | 20.75 | 69.35 | 6.75 | 77.8 | 1 | 8.15 |
| 6/25/2015 | 4:00:00 | 20.83 | 69.51 | 6.72 | 77.6 | 1 | 8.15 |
| 6/25/2015 | 5:00:00 | 20.93 | 69.68 | 6.71 | 77.6 | 1 | 8.17 |
| 6/25/2015 | 6:00:00 | 20.99 | 69.79 | 6.68 | 77.5 | 1 | 8.17 |
| 6/25/2015 | 7:00:00 | 21.02 | 69.84 | 6.66 | 77.2 | 1 | 8.11 |
| 6/25/2015 | 8:00:00 | 20.99 | 69.79 | 6.67 | 77.3 | 1 | 8.2 |
| 6/25/2015 | 9:00:00 | 20.97 | 69.75 | 6.67 | 77.2 | 1 | 8.17 |
| 6/25/2015 | 10:00:00 | 20.94 | 69.7 | 6.65 | 77 | 1 | 8.17 |
| 6/25/2015 | 11:00:00 | 20.91 | 69.64 | 6.65 | 77 | 1 | 8.18 |
| 6/25/2015 | 12:00:00 | 20.88 | 69.58 | 6.69 | 77.3 | 1 | 8.17 |
| 6/25/2015 | 13:00:00 | 20.83 | 69.51 | 6.69 | 77.3 | 1 | 8.15 |
| 6/25/2015 | 14:00:00 | 20.76 | 69.38 | 6.6 | 76.1 | 1 | 8.17 |
| 6/25/2015 | 15:00:00 | 20.7 | 69.27 | 6.68 | 77 | 1 | 8.15 |
| 6/25/2015 | 16:00:00 | 20.65 | 69.17 | 6.68 | 77 | 1 | 8.15 |
| 6/25/2015 | 17:00:00 | 20.57 | 69.02 | 6.72 | 77.2 | 1 | 8.13 |
| 6/25/2015 | 18:00:00 | 20.51 | 68.92 | 6.71 | 77 | 1 | 8.15 |
| 6/25/2015 | 19:00:00 | 20.54 | 68.98 | 6.73 | 77.3 | 1 | 8.08 |
| 6/25/2015 | 20:00:00 | 20.51 | 68.92 | 6.72 | 77.2 | 1 | 8.13 |
| 6/25/2015 | 21:00:00 | 20.51 | 68.92 | 6.73 | 77.3 | 1 | 8.15 |
| 6/25/2015 | 22:00:00 | 20.47 | 68.86 | 6.73 | 77.2 | 1 | 8.13 |
| 6/25/2015 | 23:00:00 | 20.49 | 68.88 | 6.73 | 77.3 | 1 | 8.15 |
| 6/26/2015 | 0:00:00 | 20.46 | 68.82 | 6.71 | 77 | 1 | 8.11 |
| 6/26/2015 | 1:00:00 | 20.48 | 68.86 | 6.75 | 77.4 | 1 | 8.15 |
| 6/26/2015 | 2:00:00 | 20.52 | 68.94 | 6.77 | 77.8 | 1 | 8.15 |
| 6/26/2015 | 3:00:00 | 20.49 | 68.89 | 6.77 | 77.7 | 1 | 8.1 |
| 6/26/2015 | 4:00:00 | 20.48 | 68.87 | 6.77 | 77.7 | 1 | 8.11 |
| 6/26/2015 | 5:00:00 | 20.48 | 68.87 | 6.75 | 77.5 | 1 | 8.13 |
| 6/26/2015 | 6:00:00 | 20.49 | 68.88 | 6.79 | 77.9 | 1 | 8.15 |
| 6/26/2015 | 7:00:00 | 20.5 | 68.91 | 6.78 | 77.8 | 1 | 8.13 |
| 6/26/2015 | 8:00:00 | 20.48 | 68.86 | 6.74 | 77.4 | 1 | 8.11 |
| 6/26/2015 | 9:00:00 | 20.44 | 68.79 | 6.76 | 77.5 | 1 | 8.13 |
| 6/26/2015 | 10:00:00 | 20.39 | 68.7 | 6.72 | 76.9 | 1 | 8.11 |
| 6/26/2015 | 11:00:00 | 20.33 | 68.61 | 6.74 | 77.1 | 1 | 8.11 |
| 6/26/2015 | 12:00:00 | 20.31 | 68.56 | 6.73 | 76.9 | 1 | 8.13 |
| 6/26/2015 | 13:00:00 | 20.32 | 68.58 | 6.74 | 77.1 | 1 | 8.1 |
| 6/26/2015 | 14:00:00 | 20.37 | 68.68 | 6.72 | 76.9 | 1 | 8.11 |
| 6/26/2015 | 15:00:00 | 20.47 | 68.85 | 6.72 | 77.1 | 1 | 8.1 |
| 6/26/2015 | 16:00:00 | 20.62 | 69.12 | 6.74 | 77.6 | 1 | 8.13 |
| 6/26/2015 | 17:00:00 | 20.69 | 69.25 | 6.73 | 77.5 | 1 | 8.11 |
| 6/26/2015 | 18:00:00 | 20.73 | 69.31 | 6.72 | 77.5 | 1 | 8.11 |
| 6/26/2015 | 19:00:00 | 20.81 | 69.46 | 6.75 | 77.9 | 1 | 8.1 |
| 6/26/2015 | 20:00:00 | 20.9 | 69.62 | 6.71 | 77.6 | 1 | 8.08 |

| | | | | | | | |
|-----------|----------|-------|-------|------|------|---|------|
| 6/26/2015 | 21:00:00 | 20.95 | 69.71 | 6.73 | 78 | 1 | 8.08 |
| 6/26/2015 | 22:00:00 | 20.94 | 69.7 | 6.77 | 78.3 | 1 | 8.08 |
| 6/26/2015 | 23:00:00 | 20.92 | 69.66 | 6.75 | 78.1 | 1 | 8.11 |
| 6/27/2015 | 0:00:00 | 20.96 | 69.74 | 6.73 | 78 | 1 | 8.08 |
| 6/27/2015 | 1:00:00 | 21.01 | 69.82 | 6.73 | 78.1 | 1 | 8.06 |
| 6/27/2015 | 2:00:00 | 21.09 | 69.97 | 6.74 | 78.3 | 1 | 8.08 |
| 6/27/2015 | 3:00:00 | 21.18 | 70.13 | 6.75 | 78.5 | 1 | 8.1 |
| 6/27/2015 | 4:00:00 | 21.26 | 70.27 | 6.73 | 78.4 | 1 | 8.11 |
| 6/27/2015 | 5:00:00 | 21.3 | 70.34 | 6.68 | 77.9 | 1 | 8.13 |
| 6/27/2015 | 6:00:00 | 21.31 | 70.37 | 6.69 | 78 | 1 | 8.06 |
| 6/27/2015 | 7:00:00 | 21.37 | 70.47 | 6.68 | 78 | 1 | 8.1 |
| 6/27/2015 | 8:00:00 | 21.38 | 70.5 | 6.64 | 77.5 | 1 | 8.11 |
| 6/27/2015 | 9:00:00 | 21.37 | 70.47 | 6.64 | 77.5 | 1 | 8.06 |
| 6/27/2015 | 10:00:00 | 21.32 | 70.38 | 6.64 | 77.4 | 1 | 8.03 |
| 6/27/2015 | 11:00:00 | 21.25 | 70.25 | 6.63 | 77.2 | 1 | 8.06 |
| 6/27/2015 | 12:00:00 | 21.18 | 70.12 | 6.64 | 77.2 | 1 | 8.1 |
| 6/27/2015 | 13:00:00 | 21.13 | 70.03 | 6.62 | 76.9 | 1 | 8.08 |
| 6/27/2015 | 14:00:00 | 21.09 | 69.97 | 6.66 | 77.4 | 1 | 8.06 |
| 6/27/2015 | 15:00:00 | 21.09 | 69.97 | 6.65 | 77.2 | 1 | 8.11 |
| 6/27/2015 | 16:00:00 | 21.12 | 70.03 | 6.7 | 77.8 | 1 | 8.11 |
| 6/27/2015 | 17:00:00 | 21.09 | 69.97 | 6.67 | 77.5 | 1 | 8.06 |
| 6/27/2015 | 18:00:00 | 21.14 | 70.06 | 6.68 | 77.7 | 1 | 8.01 |
| 6/27/2015 | 19:00:00 | 21.17 | 70.12 | 6.66 | 77.5 | 1 | 8.1 |
| 6/27/2015 | 20:00:00 | 21.15 | 70.07 | 6.69 | 77.7 | 1 | 8.08 |
| 6/27/2015 | 21:00:00 | 21.21 | 70.19 | 6.69 | 77.9 | 1 | 8.1 |
| 6/27/2015 | 22:00:00 | 21.18 | 70.13 | 6.7 | 78 | 1 | 8.1 |
| 6/27/2015 | 23:00:00 | 21.19 | 70.15 | 6.7 | 77.9 | 1 | 8.08 |
| 6/28/2015 | 0:00:00 | 21.26 | 70.28 | 6.61 | 77 | 1 | 8.06 |
| 6/28/2015 | 1:00:00 | 21.34 | 70.41 | 6.69 | 78.1 | 1 | 8.06 |
| 6/28/2015 | 2:00:00 | 21.47 | 70.64 | 6.69 | 78.3 | 1 | 8.05 |
| 6/28/2015 | 3:00:00 | 21.55 | 70.79 | 6.67 | 78.1 | 1 | 8.1 |
| 6/28/2015 | 4:00:00 | 21.61 | 70.91 | 6.65 | 78 | 1 | 8.08 |
| 6/28/2015 | 5:00:00 | 21.65 | 70.97 | 6.64 | 77.9 | 1 | 8.06 |
| 6/28/2015 | 6:00:00 | 21.65 | 70.98 | 6.64 | 78 | 1 | 8.05 |
| 6/28/2015 | 7:00:00 | 21.62 | 70.91 | 6.63 | 77.8 | 1 | 8.03 |
| 6/28/2015 | 8:00:00 | 21.6 | 70.89 | 6.57 | 77.1 | 1 | 8.08 |
| 6/28/2015 | 9:00:00 | 21.6 | 70.89 | 6.57 | 77 | 1 | 8.08 |
| 6/28/2015 | 10:00:00 | 21.62 | 70.92 | 6.58 | 77.3 | 1 | 8.03 |
| 6/28/2015 | 11:00:00 | 21.65 | 70.97 | 6.55 | 76.9 | 1 | 8.08 |
| 6/28/2015 | 12:00:00 | 21.67 | 71.02 | 6.49 | 76.3 | 1 | 8.01 |
| 6/28/2015 | 13:00:00 | 21.68 | 71.04 | 6.52 | 76.6 | 1 | 8.06 |
| 6/28/2015 | 14:00:00 | 21.66 | 70.98 | 6.52 | 76.6 | 1 | 8.06 |
| 6/28/2015 | 15:00:00 | 21.58 | 70.85 | 6.53 | 76.5 | 1 | 8.08 |
| 6/28/2015 | 16:00:00 | 21.51 | 70.72 | 6.57 | 76.9 | 1 | 8.08 |
| 6/28/2015 | 17:00:00 | 21.44 | 70.6 | 6.56 | 76.7 | 1 | 8.05 |
| 6/28/2015 | 18:00:00 | 21.45 | 70.61 | 6.55 | 76.6 | 1 | 8.06 |
| 6/28/2015 | 19:00:00 | 21.41 | 70.54 | 6.57 | 76.8 | 1 | 8.08 |

| | | | | | | | |
|-----------|----------|-------|-------|------|------|---|------|
| 6/28/2015 | 20:00:00 | 21.44 | 70.59 | 6.6 | 77.2 | 1 | 8.08 |
| 6/28/2015 | 21:00:00 | 21.34 | 70.42 | 6.57 | 76.7 | 1 | 8.08 |
| 6/28/2015 | 22:00:00 | 21.31 | 70.36 | 6.58 | 76.7 | 1 | 8.05 |
| 6/28/2015 | 23:00:00 | 21.29 | 70.32 | 6.57 | 76.6 | 1 | 7.94 |
| 6/29/2015 | 0:00:00 | 21.28 | 70.31 | 6.58 | 76.7 | 1 | 8.03 |
| 6/29/2015 | 1:00:00 | 21.28 | 70.31 | 6.59 | 76.8 | 1 | 8 |
| 6/29/2015 | 2:00:00 | 21.28 | 70.3 | 6.6 | 77 | 1 | 8.01 |
| 6/29/2015 | 3:00:00 | 21.28 | 70.3 | 6.61 | 77 | 1 | 8.05 |
| 6/29/2015 | 4:00:00 | 21.29 | 70.32 | 6.62 | 77.2 | 1 | 7.96 |
| 6/29/2015 | 5:00:00 | 21.35 | 70.44 | 6.62 | 77.3 | 1 | 8.03 |
| 6/29/2015 | 6:00:00 | 21.45 | 70.62 | 6.61 | 77.3 | 1 | 8.03 |
| 6/29/2015 | 7:00:00 | 21.5 | 70.71 | 6.6 | 77.3 | 1 | 8.03 |
| 6/29/2015 | 8:00:00 | 21.49 | 70.69 | 6.6 | 77.2 | 1 | 8.03 |
| 6/29/2015 | 9:00:00 | 21.45 | 70.61 | 6.58 | 76.9 | 1 | 8.01 |
| 6/29/2015 | 10:00:00 | 21.41 | 70.54 | 6.58 | 76.9 | 1 | 8.03 |
| 6/29/2015 | 11:00:00 | 21.37 | 70.47 | 6.57 | 76.7 | 1 | 8.01 |
| 6/29/2015 | 12:00:00 | 21.34 | 70.42 | 6.56 | 76.5 | 1 | 8.01 |
| 6/29/2015 | 13:00:00 | 21.37 | 70.47 | 6.54 | 76.3 | 1 | 8.03 |
| 6/29/2015 | 14:00:00 | 21.4 | 70.53 | 6.55 | 76.6 | 1 | 8.05 |
| 6/29/2015 | 15:00:00 | 21.5 | 70.7 | 6.55 | 76.7 | 1 | 8 |
| 6/29/2015 | 16:00:00 | 21.57 | 70.83 | 6.54 | 76.7 | 1 | 8.03 |
| 6/29/2015 | 17:00:00 | 21.66 | 70.98 | 6.5 | 76.3 | 1 | 7.98 |
| 6/29/2015 | 18:00:00 | 21.59 | 70.86 | 6.55 | 76.8 | 1 | 8 |
| 6/29/2015 | 19:00:00 | 21.53 | 70.76 | 6.54 | 76.6 | 1 | 8.03 |
| 6/29/2015 | 20:00:00 | 21.51 | 70.72 | 6.42 | 75.2 | 1 | 8.05 |
| 6/29/2015 | 21:00:00 | 21.45 | 70.61 | 6.53 | 76.4 | 1 | 7.98 |
| 6/29/2015 | 22:00:00 | 21.39 | 70.51 | 6.55 | 76.5 | 1 | 8.05 |
| 6/29/2015 | 23:00:00 | 21.32 | 70.38 | 6.58 | 76.8 | 1 | 8 |
| 6/30/2015 | 0:00:00 | 21.31 | 70.35 | 6.57 | 76.6 | 1 | 8.01 |
| 6/30/2015 | 1:00:00 | 21.33 | 70.4 | 6.56 | 76.5 | 1 | 8 |
| 6/30/2015 | 2:00:00 | 21.39 | 70.5 | 6.56 | 76.6 | 1 | 7.96 |
| 6/30/2015 | 3:00:00 | 21.48 | 70.67 | 6.54 | 76.5 | 1 | 7.96 |
| 6/30/2015 | 4:00:00 | 21.58 | 70.85 | 6.53 | 76.5 | 1 | 8.03 |
| 6/30/2015 | 5:00:00 | 21.63 | 70.94 | 6.51 | 76.4 | 1 | 7.98 |
| 6/30/2015 | 6:00:00 | 21.59 | 70.86 | 6.49 | 76.1 | 1 | 7.98 |
| 6/30/2015 | 7:00:00 | 21.56 | 70.81 | 6.5 | 76.2 | 1 | 7.98 |
| 6/30/2015 | 8:00:00 | 21.55 | 70.79 | 6.48 | 75.9 | 1 | 7.98 |
| 6/30/2015 | 9:00:00 | 21.54 | 70.77 | 6.47 | 75.8 | 1 | 8 |
| 6/30/2015 | 10:00:00 | 21.51 | 70.73 | 6.46 | 75.6 | 1 | 7.98 |
| 6/30/2015 | 11:00:00 | 21.46 | 70.64 | 6.46 | 75.6 | 1 | 8 |
| 6/30/2015 | 12:00:00 | 21.45 | 70.61 | 6.46 | 75.5 | 1 | 8 |
| 6/30/2015 | 13:00:00 | 21.46 | 70.62 | 6.47 | 75.6 | 1 | 7.98 |
| 6/30/2015 | 14:00:00 | 21.43 | 70.58 | 6.49 | 75.8 | 1 | 7.96 |
| 6/30/2015 | 15:00:00 | 21.4 | 70.52 | 6.51 | 76.1 | 1 | 7.98 |
| 6/30/2015 | 16:00:00 | 21.3 | 70.34 | 6.5 | 75.8 | 1 | 7.98 |
| 6/30/2015 | 17:00:00 | 21.19 | 70.14 | 6.56 | 76.3 | 1 | 7.98 |
| 6/30/2015 | 18:00:00 | 21.13 | 70.04 | 6.56 | 76.2 | 1 | 7.94 |

| | | | | | | | |
|-----------|----------|-------|-------|------|------|---|------|
| 6/30/2015 | 19:00:00 | 21.04 | 69.87 | 6.6 | 76.6 | 1 | 7.96 |
| 6/30/2015 | 20:00:00 | 20.94 | 69.7 | 6.62 | 76.6 | 1 | 7.96 |
| 6/30/2015 | 21:00:00 | 20.88 | 69.6 | 6.63 | 76.7 | 1 | 7.98 |
| 6/30/2015 | 22:00:00 | 20.83 | 69.49 | 6.66 | 76.9 | 1 | 7.94 |
| 6/30/2015 | 23:00:00 | 20.8 | 69.44 | 6.68 | 77.1 | 1 | 7.91 |
| 7/1/2015 | 0:00:00 | 20.78 | 69.4 | 6.71 | 77.4 | 1 | 7.91 |
| 7/1/2015 | 1:00:00 | 20.76 | 69.38 | 6.68 | 77.1 | 1 | 7.94 |
| 7/1/2015 | 2:00:00 | 20.74 | 69.33 | 6.72 | 77.5 | 1 | 7.94 |
| 7/1/2015 | 3:00:00 | 20.71 | 69.28 | 6.64 | 76.5 | 1 | 7.96 |
| 7/1/2015 | 4:00:00 | 20.65 | 69.18 | 6.72 | 77.4 | 1 | 7.93 |
| 7/1/2015 | 5:00:00 | 20.59 | 69.06 | 6.68 | 76.8 | 1 | 7.94 |
| 7/1/2015 | 6:00:00 | 20.45 | 68.81 | 6.7 | 76.9 | 1 | 7.89 |
| 7/1/2015 | 7:00:00 | 20.35 | 68.63 | 6.72 | 77 | 1 | 7.93 |
| 7/1/2015 | 8:00:00 | 20.26 | 68.47 | 6.71 | 76.7 | 1 | 7.89 |
| 7/1/2015 | 9:00:00 | 20.18 | 68.33 | 6.72 | 76.6 | 1 | 7.93 |
| 7/1/2015 | 10:00:00 | 20.06 | 68.1 | 6.71 | 76.3 | 1 | 7.94 |
| 7/1/2015 | 11:00:00 | 19.94 | 67.9 | 6.7 | 76 | 1 | 7.88 |
| 7/1/2015 | 12:00:00 | 19.83 | 67.7 | 6.73 | 76.3 | 1 | 7.89 |
| 7/1/2015 | 13:00:00 | 19.76 | 67.57 | 6.74 | 76.2 | 1 | 7.88 |
| 7/1/2015 | 14:00:00 | 19.75 | 67.55 | 6.74 | 76.2 | 1 | 7.86 |
| 7/1/2015 | 15:00:00 | 19.79 | 67.62 | 6.75 | 76.4 | 1 | 7.89 |
| 7/1/2015 | 16:00:00 | 19.87 | 67.78 | 6.78 | 76.9 | 1 | 7.86 |
| 7/1/2015 | 17:00:00 | 19.97 | 67.96 | 6.76 | 76.8 | 1 | 7.89 |
| 7/1/2015 | 18:00:00 | 20.08 | 68.15 | 6.77 | 77.1 | 1 | 7.93 |
| 7/1/2015 | 19:00:00 | 20.14 | 68.26 | 6.76 | 77 | 1 | 7.89 |
| 7/1/2015 | 20:00:00 | 20.2 | 68.37 | 6.77 | 77.2 | 1 | 7.91 |
| 7/1/2015 | 21:00:00 | 20.24 | 68.44 | 6.8 | 77.6 | 1 | 7.83 |
| 7/1/2015 | 22:00:00 | 20.28 | 68.5 | 6.8 | 77.7 | 1 | 7.86 |
| 7/1/2015 | 23:00:00 | 20.3 | 68.55 | 6.81 | 77.9 | 1 | 7.86 |
| 7/2/2015 | 0:00:00 | 20.35 | 68.63 | 6.83 | 78.1 | 1 | 7.84 |
| 7/2/2015 | 1:00:00 | 20.38 | 68.69 | 6.81 | 78 | 1 | 7.86 |
| 7/2/2015 | 2:00:00 | 20.48 | 68.87 | 6.83 | 78.4 | 1 | 7.84 |
| 7/2/2015 | 3:00:00 | 20.54 | 68.98 | 6.83 | 78.5 | 1 | 7.86 |
| 7/2/2015 | 4:00:00 | 20.58 | 69.04 | 6.85 | 78.8 | 1 | 7.84 |
| 7/2/2015 | 5:00:00 | 20.6 | 69.09 | 6.78 | 78 | 1 | 7.83 |
| 7/2/2015 | 6:00:00 | 20.65 | 69.17 | 6.8 | 78.3 | 1 | 7.86 |
| 7/2/2015 | 7:00:00 | 20.67 | 69.21 | 6.76 | 77.9 | 1 | 7.86 |
| 7/2/2015 | 8:00:00 | 20.69 | 69.25 | 6.74 | 77.6 | 1 | 7.84 |
| 7/2/2015 | 9:00:00 | 20.67 | 69.22 | 6.68 | 76.9 | 1 | 7.79 |
| 7/2/2015 | 10:00:00 | 20.68 | 69.24 | 6.63 | 76.4 | 1 | 7.77 |
| 7/2/2015 | 11:00:00 | 20.57 | 69.04 | 6.68 | 76.8 | 1 | 7.83 |
| 7/2/2015 | 12:00:00 | 20.4 | 68.73 | 6.72 | 77 | 1 | 7.86 |
| 7/2/2015 | 13:00:00 | 20.34 | 68.61 | 6.71 | 76.8 | 1 | 7.84 |
| 7/2/2015 | 14:00:00 | 20.49 | 68.89 | 6.68 | 76.7 | 1 | 7.83 |
| 7/3/2015 | | | | | | | |
| 7/4/2015 | | | | | | | |

Data from 6/18 - 7/2 seems flawed.

DO drop unexplained

Out of water for maint

| | | | | | | | |
|-----------|----------|-------|-----------------------------------|--|-------|---|----------------------------|
| 7/5/2015 | | | Taken out on 7/8. | No data logged since 7/2. Unit lost power. | | | |
| 7/6/2015 | | | Taken out on 7/9 | Still no data logged. Recalibrated and troubleshoot. | | | |
| 7/7/2015 | | | Could not get to log data. | | | | |
| 7/8/2015 | | | Battery pack seems to be powering | unit inconsistently, on-off. | | | |
| 7/9/2015 | | | Bad connection per Tech Support | | | | |
| 7/10/2015 | | | | | | | |
| 7/11/2015 | | | | 8.09 | 96.8 | 1 | |
| 7/12/2015 | | | | 8.2 | 98.3 | 1 | |
| 7/13/2015 | | | | 8.25 | 99.1 | 1 | |
| 7/14/2015 | | | | 8.28 | 99.5 | 1 | |
| 7/15/2015 | 18:00:00 | 22.19 | F degrees not set | 8.31 | 99.7 | 1 | 8.61 Unit reprog-grammed |
| 7/15/2015 | 19:00:00 | 22.3 | | 8.32 | 99.5 | 1 | 8.59 Question calibration |
| 7/15/2015 | 20:00:00 | 22.38 | | 8.36 | 99.9 | 1 | 8.57 Re-dployed |
| 7/15/2015 | 21:00:00 | 22.36 | | 8.4 | 100.4 | 1 | 8.57 |
| 7/15/2015 | 22:00:00 | 22.29 | | 8.43 | 100.9 | 1 | 8.59 |
| 7/15/2015 | 23:00:00 | 22.2 | | 8.41 | 100.7 | 1 | 8.57 |
| 7/16/2015 | 0:00:00 | 22.12 | | 8.41 | 100.8 | 1 | 8.61 |
| 7/16/2015 | 1:00:00 | 22.13 | | 8.42 | 101.1 | 1 | 8.57 |
| 7/16/2015 | 2:00:00 | 22.2 | | 8.28 | 99.6 | 1 | 8.54 |
| 7/16/2015 | 3:00:00 | 22.24 | | 8.37 | 100.6 | 1 | 8.57 |
| 7/16/2015 | 4:00:00 | 22.3 | | 8.35 | 100.4 | 1 | 8.57 |
| 7/16/2015 | 5:00:00 | 22.37 | | 8.32 | 100 | 1 | 8.56 |
| 7/16/2015 | 6:00:00 | 22.42 | | 8.3 | 99.9 | 1 | 8.56 |
| 7/16/2015 | 7:00:00 | 22.43 | | 8.26 | 99.4 | 1 | 8.57 |
| 7/16/2015 | 8:00:00 | 22.45 | | 8.24 | 99.2 | 1 | 8.57 |
| 7/16/2015 | 9:00:00 | 22.44 | | 8.24 | 99.1 | 1 | 8.54 |
| 7/16/2015 | 10:00:00 | 22.45 | | 8.19 | 98.6 | 1 | 8.54 |
| 7/16/2015 | 11:00:00 | 22.46 | | 8.2 | 98.6 | 1 | 8.56 |
| 7/16/2015 | 12:00:00 | 22.45 | | 8.14 | 98.1 | 1 | 8.54 |
| 7/16/2015 | 13:00:00 | 22.45 | | 8.14 | 98.3 | 1 | 8.52 |
| 7/16/2015 | 14:00:00 | 22.46 | | 8.13 | 98.3 | 1 | 8.54 |
| 7/16/2015 | 15:00:00 | 22.48 | | 8.14 | 98.6 | 1 | 8.51 |
| 7/16/2015 | 16:00:00 | 22.57 | | 8.15 | 98.7 | 1 | 8.52 |
| 7/16/2015 | 17:00:00 | 22.65 | | 8.15 | 98.4 | 1 | 8.47 |
| 7/16/2015 | 18:00:00 | 22.73 | | 8.14 | 98.2 | 1 | 8.47 |
| 7/16/2015 | 19:00:00 | 22.79 | | 8.19 | 98.6 | 1 | 8.47 |
| 7/16/2015 | 20:00:00 | 22.77 | | 8.23 | 99 | 1 | 8.51 |
| 7/16/2015 | 21:00:00 | 22.66 | | 8.22 | 98.8 | 1 | 8.51 |
| 7/16/2015 | 22:00:00 | 22.57 | | 8.26 | 99.4 | 1 | 8.51 |
| 7/16/2015 | 23:00:00 | 22.48 | | 8.3 | 100.1 | 1 | 8.49 |
| 7/17/2015 | 0:00:00 | 22.43 | | 8.3 | 100.3 | 1 | 8.47 |
| 7/17/2015 | 1:00:00 | 22.41 | | 8.29 | 100.1 | 1 | 8.44 Data seems consistent |
| 7/17/2015 | 2:00:00 | 22.5 | | 8.25 | 99.7 | 1 | 8.45 |
| 7/17/2015 | 3:00:00 | 22.59 | | 8.23 | 99.3 | 1 | 8.45 |
| 7/17/2015 | 4:00:00 | 22.67 | | 8.19 | 98.7 | 1 | 8.39 |
| 7/17/2015 | 5:00:00 | 22.69 | | 8.15 | 98.1 | 1 | 8.42 |

| | | | | | | |
|-----------|----------|-------|------|------|---|------|
| 7/17/2015 | 6:00:00 | 22.66 | 8.16 | 98 | 1 | 8.42 |
| 7/17/2015 | 7:00:00 | 22.59 | 8.15 | 97.8 | 1 | 8.45 |
| 7/17/2015 | 8:00:00 | 22.54 | 8.16 | 97.9 | 1 | 8.4 |
| 7/17/2015 | 9:00:00 | 22.48 | 8.12 | 97.5 | 1 | 8.42 |
| 7/17/2015 | 10:00:00 | 22.41 | 8.07 | 97.1 | 1 | 8.44 |
| 7/17/2015 | 11:00:00 | 22.33 | 8.1 | 97.5 | 1 | 8.4 |
| 7/17/2015 | 12:00:00 | 22.3 | 8.08 | 97.4 | 1 | 8.42 |
| 7/17/2015 | 13:00:00 | 22.35 | 8.08 | 97.6 | 1 | 8.42 |
| 7/17/2015 | 14:00:00 | 22.42 | 8.04 | 97.3 | 1 | 8.4 |
| 7/17/2015 | 15:00:00 | 22.49 | 8.03 | 97.4 | 1 | 8.39 |
| 7/17/2015 | 16:00:00 | 22.58 | 8.06 | 97.9 | 1 | 8.42 |
| 7/17/2015 | 17:00:00 | 22.66 | 8.03 | 97.5 | 1 | 8.4 |
| 7/17/2015 | 18:00:00 | 22.79 | 7.99 | 97 | 1 | 8.39 |
| 7/17/2015 | 19:00:00 | 22.87 | 8.03 | 97.4 | 1 | 8.4 |
| 7/17/2015 | 20:00:00 | 22.99 | 8.04 | 97.3 | 1 | 8.37 |
| 7/17/2015 | 21:00:00 | 22.98 | 8.02 | 97 | 1 | 8.39 |
| 7/17/2015 | 22:00:00 | 22.91 | 8.06 | 97.5 | 1 | 8.35 |
| 7/17/2015 | 23:00:00 | 22.87 | 8.05 | 97.4 | 1 | 8.39 |
| 7/18/2015 | 0:00:00 | 22.77 | 8.06 | 97.7 | 1 | 8.37 |
| 7/18/2015 | 1:00:00 | 22.71 | 8.04 | 97.6 | 1 | 8.35 |
| 7/18/2015 | 2:00:00 | 22.74 | 8.05 | 97.6 | 1 | 8.34 |
| 7/18/2015 | 3:00:00 | 22.78 | 8 | 97.1 | 1 | 8.32 |
| 7/18/2015 | 4:00:00 | 22.87 | 7.98 | 96.8 | 1 | 8.37 |
| 7/18/2015 | 5:00:00 | 22.9 | 7.96 | 96.6 | 1 | 8.3 |
| 7/18/2015 | 6:00:00 | 22.9 | 7.96 | 96.7 | 1 | 8.34 |
| 7/18/2015 | 7:00:00 | 22.92 | 7.96 | 96.8 | 1 | 8.3 |
| 7/18/2015 | 8:00:00 | 22.91 | 7.92 | 96.3 | 1 | 8.3 |
| 7/18/2015 | 9:00:00 | 22.93 | 7.95 | 96.7 | 1 | 8.32 |
| 7/18/2015 | 10:00:00 | 22.96 | 7.93 | 96.5 | 1 | 8.3 |
| 7/18/2015 | 11:00:00 | 22.99 | 7.92 | 96.5 | 1 | 8.3 |
| 7/18/2015 | 12:00:00 | 23.01 | 7.89 | 96.3 | 1 | 8.32 |
| 7/18/2015 | 13:00:00 | 23.06 | 7.87 | 96.3 | 1 | 8.3 |
| 7/18/2015 | 14:00:00 | 23.07 | 7.88 | 96.6 | 1 | 8.32 |
| 7/18/2015 | 15:00:00 | 23.08 | 7.75 | 95.3 | 1 | 8.28 |
| 7/18/2015 | 16:00:00 | 23.17 | 7.89 | 97.1 | 1 | 8.28 |
| 7/18/2015 | 17:00:00 | 23.34 | 7.87 | 96.8 | 1 | 8.3 |
| 7/18/2015 | 18:00:00 | 23.47 | 7.87 | 96.8 | 1 | 8.3 |
| 7/18/2015 | 19:00:00 | 23.61 | 7.85 | 96.4 | 1 | 8.32 |
| 7/18/2015 | 20:00:00 | 23.7 | 7.85 | 96.2 | 1 | 8.3 |
| 7/18/2015 | 21:00:00 | 23.67 | 7.88 | 96.5 | 1 | 8.27 |
| 7/18/2015 | 22:00:00 | 23.62 | 7.87 | 96.4 | 1 | 8.3 |
| 7/18/2015 | 23:00:00 | 23.51 | 7.94 | 97.2 | 1 | 8.28 |
| 7/19/2015 | 0:00:00 | 23.42 | 7.91 | 97.1 | 1 | 8.25 |
| 7/19/2015 | 1:00:00 | 23.37 | 7.91 | 97.1 | 1 | 8.3 |
| 7/19/2015 | 2:00:00 | 23.36 | 7.88 | 96.9 | 1 | 8.28 |
| 7/19/2015 | 3:00:00 | 23.4 | 7.89 | 97.1 | 1 | 8.28 |
| 7/19/2015 | 4:00:00 | 23.49 | 7.87 | 96.7 | 1 | 8.25 |

| | | | | | | | |
|-----------|----------|-------|---------------|------|------|---|------|
| 7/19/2015 | 5:00:00 | 23.55 | | 7.87 | 96.7 | 1 | 8.28 |
| 7/19/2015 | 6:00:00 | 23.58 | | 7.85 | 96.5 | 1 | 8.27 |
| 7/19/2015 | 7:00:00 | 23.6 | | 7.84 | 96.4 | 1 | 8.28 |
| 7/19/2015 | 8:00:00 | 23.59 | | 7.83 | 96.2 | 1 | 8.28 |
| 7/19/2015 | 9:00:00 | 23.59 | | 7.83 | 96.2 | 1 | 8.23 |
| 7/19/2015 | 10:00:00 | 23.57 | | 7.76 | 95.5 | 1 | 8.25 |
| 7/19/2015 | 11:00:00 | 23.58 | | 7.76 | 95.6 | 1 | 8.23 |
| 7/19/2015 | 12:00:00 | 23.56 | | 7.74 | 95.7 | 1 | 8.27 |
| 7/19/2015 | 13:00:00 | 23.59 | | 7.72 | 95.6 | 1 | 8.25 |
| 7/19/2015 | 14:00:00 | 23.63 | | 7.73 | 96.1 | 1 | 8.25 |
| 7/19/2015 | 15:00:00 | 23.73 | | 7.7 | 95.7 | 1 | 8.23 |
| 7/19/2015 | 16:00:00 | 23.87 | | 7.75 | 96.5 | 1 | 8.2 |
| 7/19/2015 | 17:00:00 | 24 | | 7.75 | 96.5 | 1 | 8.23 |
| 7/19/2015 | 18:00:00 | 24.17 | | 7.7 | 95.7 | 1 | 8.22 |
| 7/19/2015 | 19:00:00 | 24.2 | | 7.66 | 94.9 | 1 | 8.23 |
| 7/19/2015 | 20:00:00 | 24.27 | | 7.75 | 95.8 | 1 | 8.23 |
| 7/19/2015 | 21:00:00 | 24.27 | | 7.82 | 96.5 | 1 | 8.23 |
| 7/19/2015 | 22:00:00 | 24.13 | | 7.85 | 96.8 | 1 | 8.2 |
| 7/19/2015 | 23:00:00 | 24.02 | | 7.87 | 97.1 | 1 | 8.22 |
| 7/20/2015 | 0:00:00 | 23.86 | | 7.85 | 96.9 | 1 | 8.1 |
| 7/20/2015 | 1:00:00 | 23.79 | | 7.9 | 97.4 | 1 | 8.23 |
| 7/20/2015 | 2:00:00 | 23.77 | | 7.88 | 97.2 | 1 | 8.2 |
| 7/20/2015 | 3:00:00 | 23.77 | | 7.88 | 97.1 | 1 | 8.2 |
| 7/20/2015 | 4:00:00 | 23.79 | | 7.84 | 96.4 | 1 | 8.2 |
| 7/20/2015 | 5:00:00 | 23.78 | | 7.82 | 96.1 | 1 | 8.22 |
| 7/20/2015 | 6:00:00 | 23.75 | | 7.83 | 96.2 | 1 | 8.2 |
| 7/20/2015 | 7:00:00 | 23.72 | | 7.8 | 95.8 | 1 | 8.22 |
| 7/20/2015 | 8:00:00 | 23.64 | | 7.79 | 95.7 | 1 | 8.15 |
| 7/20/2015 | 9:00:00 | 23.6 | | 7.67 | 94.2 | 1 | 8.2 |
| 7/20/2015 | 10:00:00 | 23.56 | F degrees set | 7.76 | 95.4 | 1 | 8.2 |
| 7/20/2015 | 11:00:00 | 23.52 | 74.77 | 7.58 | 93.4 | 1 | 8.17 |
| 7/20/2015 | 12:00:00 | 23.52 | 75 | 7.73 | 95.6 | 1 | 8.18 |
| 7/20/2015 | 13:00:00 | 23.56 | 75.21 | 7.77 | 96.3 | 1 | 8.13 |
| 7/20/2015 | 14:00:00 | 23.64 | 75.34 | 7.83 | 97.1 | 1 | 8.15 |
| 7/20/2015 | 15:00:00 | 23.76 | 75.32 | 7.79 | 96.6 | 1 | 8.18 |
| 7/20/2015 | 16:00:00 | 23.89 | 75.33 | 7.8 | 96.8 | 1 | 8.13 |
| 7/20/2015 | 17:00:00 | 24 | 75.27 | 7.84 | 97.2 | 1 | 8.18 |
| 7/20/2015 | 18:00:00 | 24.08 | 75.12 | 7.83 | 97 | 1 | 8.15 |
| 7/20/2015 | 19:00:00 | 24.06 | 74.94 | 7.86 | 97.1 | 1 | 8.18 |
| 7/20/2015 | 20:00:00 | 24.07 | 74.71 | 7.87 | 97 | 1 | 8.13 |
| 7/20/2015 | 21:00:00 | 24.04 | 74.6 | 7.88 | 97 | 1 | 8.06 |
| 7/20/2015 | 22:00:00 | 23.96 | 74.59 | 7.91 | 97.3 | 1 | 8.17 |
| 7/20/2015 | 23:00:00 | 23.85 | 74.58 | 7.89 | 97.1 | 1 | 8.18 |
| 7/21/2015 | 0:00:00 | 23.73 | 74.63 | 7.91 | 97.4 | 1 | 8.13 |
| 7/21/2015 | 1:00:00 | 23.66 | 74.63 | 7.88 | 97.1 | 1 | 8.17 |
| 7/21/2015 | 2:00:00 | 23.66 | 74.64 | 7.88 | 97 | 1 | 8.17 |

Out of water for maint
Checked with YSI-OK

YSI DO 7.2mg/l

| | | | | | | | |
|-----------|----------|-------|-------|------|------|---|------|
| 7/21/2015 | 3:00:00 | 23.65 | 74.62 | 7.89 | 97.1 | 1 | 8.15 |
| 7/21/2015 | 4:00:00 | 23.68 | 74.55 | 7.85 | 96.6 | 1 | 8.13 |
| 7/21/2015 | 5:00:00 | 23.68 | 74.44 | 7.81 | 95.9 | 1 | 8.15 |
| 7/21/2015 | 6:00:00 | 23.69 | 74.38 | 7.79 | 95.6 | 1 | 8.17 |
| 7/21/2015 | 7:00:00 | 23.68 | 74.3 | 7.76 | 95.2 | 1 | 8.1 |
| 7/21/2015 | 8:00:00 | 23.64 | 74.24 | 7.77 | 95.3 | 1 | 8.15 |
| 7/21/2015 | 9:00:00 | 23.58 | 74.23 | 7.7 | 94.5 | 1 | 8.1 |
| 7/21/2015 | 10:00:00 | 23.54 | 74.32 | 7.7 | 94.5 | 1 | 8.1 |
| 7/21/2015 | 11:00:00 | 23.5 | 74.45 | 7.7 | 94.7 | 1 | 8.17 |
| 7/21/2015 | 12:00:00 | 23.47 | 74.56 | 7.72 | 95 | 1 | 8.11 |
| 7/21/2015 | 13:00:00 | 23.46 | 74.72 | 7.77 | 95.7 | 1 | 8.13 |
| 7/21/2015 | 14:00:00 | 23.51 | 74.9 | 7.72 | 95.4 | 1 | 8.15 |
| 7/21/2015 | 15:00:00 | 23.58 | 74.92 | 7.71 | 95.3 | 1 | 8.11 |
| 7/21/2015 | 16:00:00 | 23.64 | 75.02 | 7.75 | 95.8 | 1 | 8.15 |
| 7/21/2015 | 17:00:00 | 23.73 | 74.9 | 7.76 | 95.8 | 1 | 8.1 |
| 7/21/2015 | 18:00:00 | 23.83 | 74.74 | 7.78 | 95.9 | 1 | 8.13 |
| 7/21/2015 | 19:00:00 | 23.84 | 74.55 | 7.81 | 96.1 | 1 | 8.13 |
| 7/21/2015 | 20:00:00 | 23.9 | 74.26 | 7.91 | 97 | 1 | 8.15 |
| 7/21/2015 | 21:00:00 | 23.83 | 73.98 | 7.94 | 97.1 | 1 | 8.11 |
| 7/21/2015 | 22:00:00 | 23.74 | 73.87 | 7.89 | 96.4 | 1 | 8.1 |
| 7/21/2015 | 23:00:00 | 23.64 | 73.84 | 7.91 | 96.5 | 1 | 8.1 |
| 7/22/2015 | 0:00:00 | 23.48 | 73.84 | 7.9 | 96.5 | 1 | 8.13 |
| 7/22/2015 | 1:00:00 | 23.32 | 73.79 | 7.92 | 96.7 | 1 | 8.15 |
| 7/22/2015 | 2:00:00 | 23.26 | 73.72 | 7.91 | 96.4 | 1 | 8.1 |
| 7/22/2015 | 3:00:00 | 23.24 | 73.6 | 7.94 | 96.7 | 1 | 8.11 |
| 7/22/2015 | 4:00:00 | 23.24 | 73.42 | 7.96 | 96.8 | 1 | 8.08 |
| 7/22/2015 | 5:00:00 | 23.22 | 73.27 | 7.93 | 96.2 | 1 | 8.11 |
| 7/22/2015 | 6:00:00 | 23.18 | 73.17 | 7.93 | 96.2 | 1 | 8.11 |
| 7/22/2015 | 7:00:00 | 23.11 | 73.06 | 7.9 | 95.7 | 1 | 8.13 |
| 7/22/2015 | 8:00:00 | 23.01 | 73.03 | 7.91 | 95.8 | 1 | 8.11 |
| 7/22/2015 | 9:00:00 | 22.93 | 73.07 | 7.89 | 95.6 | 1 | 8.1 |
| 7/22/2015 | 10:00:00 | 22.87 | 73.17 | 7.88 | 95.5 | 1 | 8.08 |
| 7/22/2015 | 11:00:00 | 22.81 | 73.36 | 7.85 | 95.4 | 1 | 8.1 |
| 7/22/2015 | 12:00:00 | 22.79 | 73.6 | 7.85 | 95.6 | 1 | 8.11 |
| 7/22/2015 | 13:00:00 | 22.82 | 73.92 | 7.85 | 96 | 1 | 8.06 |
| 7/22/2015 | 14:00:00 | 22.87 | 74.38 | 7.89 | 96.9 | 1 | 8.11 |
| 7/22/2015 | 15:00:00 | 22.97 | 74.66 | 7.87 | 96.9 | 1 | 8.06 |
| 7/22/2015 | 16:00:00 | 23.11 | 74.75 | 7.81 | 96.3 | 1 | 8.1 |
| 7/22/2015 | 17:00:00 | 23.29 | 74.81 | 7.83 | 96.6 | 1 | 8.08 |
| 7/22/2015 | 18:00:00 | 23.54 | 74.78 | 7.78 | 95.9 | 1 | 8.08 |
| 7/22/2015 | 19:00:00 | 23.7 | 74.68 | 7.78 | 95.8 | 1 | 8.05 |
| 7/22/2015 | 20:00:00 | 23.75 | 74.6 | 7.74 | 95.2 | 1 | 8.1 |
| 7/22/2015 | 21:00:00 | 23.78 | 74.55 | 7.77 | 95.7 | 1 | 8.06 |
| 7/22/2015 | 22:00:00 | 23.77 | 74.51 | 7.77 | 95.5 | 1 | 8.1 |
| 7/22/2015 | 23:00:00 | 23.71 | 74.5 | 7.8 | 95.9 | 1 | 8.1 |
| 7/23/2015 | 0:00:00 | 23.67 | 74.49 | 7.84 | 96.4 | 1 | 8.08 |
| 7/23/2015 | 1:00:00 | 23.64 | 74.56 | 7.82 | 96.3 | 1 | 8.08 |

| | | | | | | | |
|-----------|----------|-------|-------|------|------|---|------|
| 7/23/2015 | 2:00:00 | 23.62 | 74.64 | 7.83 | 96.5 | 1 | 8.1 |
| 7/23/2015 | 3:00:00 | 23.61 | 74.65 | 7.86 | 96.8 | 1 | 8.1 |
| 7/23/2015 | 4:00:00 | 23.6 | 74.62 | 7.81 | 96.2 | 1 | 8.06 |
| 7/23/2015 | 5:00:00 | 23.64 | 74.54 | 7.85 | 96.6 | 1 | 8.08 |
| 7/23/2015 | 6:00:00 | 23.68 | 74.45 | 7.82 | 96.1 | 1 | 8.06 |
| 7/23/2015 | 7:00:00 | 23.69 | 74.34 | 7.83 | 96.1 | 1 | 8.05 |
| 7/23/2015 | 8:00:00 | 23.68 | 74.27 | 7.79 | 95.5 | 1 | 8.08 |
| 7/23/2015 | 9:00:00 | 23.63 | 74.32 | 7.8 | 95.8 | 1 | 8.03 |
| 7/23/2015 | 10:00:00 | 23.58 | 74.45 | 7.8 | 95.9 | 1 | 8.1 |
| 7/23/2015 | 11:00:00 | 23.52 | 74.64 | 7.77 | 95.7 | 1 | 8.05 |
| 7/23/2015 | 12:00:00 | 23.48 | 74.91 | 7.81 | 96.5 | 1 | 8.05 |
| 7/23/2015 | 13:00:00 | 23.51 | 75.33 | 7.81 | 96.9 | 1 | 8.06 |
| 7/23/2015 | 14:00:00 | 23.58 | 75.5 | 7.77 | 96.5 | 1 | 8.06 |
| 7/23/2015 | 15:00:00 | 23.68 | 75.8 | 7.77 | 96.9 | 1 | 8.03 |
| 7/23/2015 | 16:00:00 | 23.84 | 76 | 7.81 | 97.6 | 1 | 8.08 |
| 7/23/2015 | 17:00:00 | 24.07 | 76.13 | 7.75 | 97 | 1 | 8.03 |
| 7/23/2015 | 18:00:00 | 24.16 | 76.05 | 7.63 | 95.4 | 1 | 8.03 |
| 7/23/2015 | 19:00:00 | 24.33 | 76.02 | 7.63 | 95.3 | 1 | 8.08 |
| 7/23/2015 | 20:00:00 | 24.44 | 75.86 | 7.58 | 94.6 | 1 | 8.03 |
| 7/23/2015 | 21:00:00 | 24.52 | 75.78 | 7.46 | 93 | 1 | 8.05 |
| 7/23/2015 | 22:00:00 | 24.47 | 75.83 | 7.53 | 94 | 1 | 8.01 |
| 7/23/2015 | 23:00:00 | 24.45 | 75.87 | 7.55 | 94.2 | 1 | 8.08 |
| 7/24/2015 | 0:00:00 | 24.37 | 75.88 | 7.59 | 94.6 | 1 | 8.03 |
| 7/24/2015 | 1:00:00 | 24.32 | 75.92 | 7.6 | 94.8 | 1 | 8.06 |
| 7/24/2015 | 2:00:00 | 24.35 | 75.97 | 7.59 | 94.8 | 1 | 8.05 |
| 7/24/2015 | 3:00:00 | 24.37 | 76.07 | 7.61 | 95.2 | 1 | 8.06 |
| 7/24/2015 | 4:00:00 | 24.38 | 76.22 | 7.6 | 95.2 | 1 | 8.08 |
| 7/24/2015 | 5:00:00 | 24.4 | 76.29 | 7.65 | 95.9 | 1 | 8.06 |
| 7/24/2015 | 6:00:00 | 24.42 | 76.28 | 7.65 | 95.8 | 1 | 8.08 |
| 7/24/2015 | 7:00:00 | 24.48 | 76.18 | 7.66 | 95.9 | 1 | 8.06 |
| 7/24/2015 | 8:00:00 | 24.56 | 76.14 | 7.69 | 96.2 | 1 | 8.03 |
| 7/24/2015 | 9:00:00 | 24.6 | 76.1 | 7.7 | 96.2 | 1 | 8.01 |
| 7/24/2015 | 10:00:00 | 24.6 | 76.08 | 7.65 | 95.6 | 1 | 8.06 |
| 7/24/2015 | 11:00:00 | 24.54 | 76.1 | 7.66 | 95.8 | 1 | 8.06 |
| 7/24/2015 | 12:00:00 | 24.52 | 76.13 | 7.64 | 95.5 | 1 | 8.05 |
| 7/24/2015 | 13:00:00 | 24.5 | 76.09 | 7.62 | 95.2 | 1 | 8.01 |
| 7/24/2015 | 14:00:00 | 24.49 | 76.31 | 7.68 | 96.2 | 1 | 8.01 |
| 7/24/2015 | 15:00:00 | 24.5 | 76.41 | 7.7 | 96.5 | 1 | 8 |
| 7/24/2015 | 16:00:00 | 24.52 | 76.54 | 7.6 | 95.5 | 1 | 8.03 |
| 7/24/2015 | 17:00:00 | 24.49 | 76.67 | 7.61 | 95.7 | 1 | 8.01 |
| 7/24/2015 | 18:00:00 | 24.62 | 76.63 | 7.53 | 94.6 | 1 | 8.05 |
| 7/24/2015 | 19:00:00 | 24.67 | 76.7 | 7.47 | 94 | 1 | 8.01 |
| 7/24/2015 | 20:00:00 | 24.74 | 76.73 | 7.42 | 93.4 | 1 | 7.93 |
| 7/24/2015 | 21:00:00 | 24.81 | 76.73 | 7.43 | 93.4 | 1 | 8.03 |
| 7/24/2015 | 22:00:00 | 24.79 | 76.68 | 7.44 | 93.6 | 1 | 8 |
| 7/24/2015 | 23:00:00 | 24.83 | 76.64 | 7.5 | 94.3 | 1 | 8.03 |
| 7/25/2015 | 0:00:00 | 24.85 | 76.57 | 7.46 | 93.8 | 1 | 8.01 |

| | | | | | | | |
|-----------|----------|-------|-------|------|------|---|------|
| 7/25/2015 | 1:00:00 | 24.85 | 76.57 | 7.52 | 94.4 | 1 | 7.98 |
| 7/25/2015 | 2:00:00 | 24.82 | 76.58 | 7.53 | 94.7 | 1 | 8 |
| 7/25/2015 | 3:00:00 | 24.8 | 76.58 | 7.55 | 94.9 | 1 | 8 |
| 7/25/2015 | 4:00:00 | 24.76 | 76.49 | 7.58 | 95.1 | 1 | 8 |
| 7/25/2015 | 5:00:00 | 24.76 | 76.36 | 7.59 | 95.1 | 1 | 7.96 |
| 7/25/2015 | 6:00:00 | 24.76 | 76.21 | 7.61 | 95.2 | 1 | 8.01 |
| 7/25/2015 | 7:00:00 | 24.76 | 76.06 | 7.64 | 95.5 | 1 | 8.03 |
| 7/25/2015 | 8:00:00 | 24.71 | 75.98 | 7.64 | 95.3 | 1 | 8 |
| 7/25/2015 | 9:00:00 | 24.64 | 75.97 | 7.57 | 94.6 | 1 | 8 |
| 7/25/2015 | 10:00:00 | 24.56 | 76.03 | 7.55 | 94.4 | 1 | 8 |
| 7/25/2015 | 11:00:00 | 24.48 | 76.17 | 7.6 | 95 | 1 | 8 |
| 7/25/2015 | 12:00:00 | 24.43 | 76.4 | 7.62 | 95.6 | 1 | 7.98 |
| 7/25/2015 | 13:00:00 | 24.42 | 76.77 | 7.66 | 96.4 | 1 | 8.01 |
| 7/25/2015 | 14:00:00 | 24.46 | 76.95 | 7.7 | 97.1 | 1 | 8.01 |
| 7/25/2015 | 15:00:00 | 24.53 | 77.23 | 7.67 | 97.1 | 1 | 8.01 |
| 7/25/2015 | 16:00:00 | 24.67 | 77.36 | 7.65 | 96.9 | 1 | 7.96 |
| 7/25/2015 | 17:00:00 | 24.87 | 77.47 | 7.62 | 96.6 | 1 | 7.96 |
| 7/25/2015 | 18:00:00 | 24.97 | 77.38 | 7.56 | 95.8 | 1 | 7.96 |
| 7/25/2015 | 19:00:00 | 25.12 | 77.27 | 7.5 | 94.9 | 1 | 8.01 |
| 7/25/2015 | 20:00:00 | 25.2 | 77.15 | 7.43 | 93.9 | 1 | 7.98 |
| 7/25/2015 | 21:00:00 | 25.26 | 77.1 | 7.4 | 93.5 | 1 | 7.98 |
| 7/25/2015 | 22:00:00 | 25.21 | 77.07 | 7.38 | 93.2 | 1 | 8 |
| 7/25/2015 | 23:00:00 | 25.15 | 77.04 | 7.43 | 93.8 | 1 | 8 |
| 7/26/2015 | 0:00:00 | 25.08 | 77.07 | 7.43 | 93.9 | 1 | 7.96 |
| 7/26/2015 | 1:00:00 | 25.05 | 77.09 | 7.46 | 94.3 | 1 | 7.98 |
| 7/26/2015 | 2:00:00 | 25.03 | 77.15 | 7.46 | 94.4 | 1 | 8.01 |
| 7/26/2015 | 3:00:00 | 25.02 | 77.27 | 7.45 | 94.3 | 1 | 7.94 |
| 7/26/2015 | 4:00:00 | 25.04 | 77.42 | 7.49 | 95 | 1 | 7.94 |
| 7/26/2015 | 5:00:00 | 25.05 | 77.52 | 7.48 | 94.9 | 1 | 7.94 |
| 7/26/2015 | 6:00:00 | 25.08 | 77.47 | 7.48 | 94.9 | 1 | 8 |
| 7/26/2015 | 7:00:00 | 25.15 | 77.36 | 7.47 | 94.6 | 1 | 7.96 |
| 7/26/2015 | 8:00:00 | 25.23 | 77.27 | 7.47 | 94.6 | 1 | 7.98 |
| 7/26/2015 | 9:00:00 | 25.29 | 77.22 | 7.45 | 94.3 | 1 | 7.91 |
| 7/26/2015 | 10:00:00 | 25.26 | 77.26 | 7.44 | 94.1 | 1 | 7.93 |
| 7/26/2015 | 11:00:00 | 25.2 | 77.33 | 7.42 | 94 | 1 | 7.94 |
| 7/26/2015 | 12:00:00 | 25.15 | 77.56 | 7.53 | 95.6 | 1 | 7.91 |
| 7/26/2015 | 13:00:00 | 25.12 | 77.82 | 7.6 | 96.8 | 1 | 7.93 |
| 7/26/2015 | 14:00:00 | 25.14 | 78.2 | 7.67 | 98 | 1 | 7.89 |
| 7/26/2015 | 15:00:00 | 25.18 | 78.24 | 7.56 | 96.6 | 1 | 7.94 |
| 7/26/2015 | 16:00:00 | 25.31 | 78.46 | 7.65 | 98 | 1 | 7.89 |
| 7/26/2015 | 17:00:00 | 25.45 | 78.37 | 7.63 | 97.6 | 1 | 7.96 |
| 7/26/2015 | 18:00:00 | 25.67 | 78.31 | 7.51 | 96 | 1 | 7.84 |
| 7/26/2015 | 19:00:00 | 25.69 | 78.11 | 7.29 | 93 | 1 | 7.94 |
| 7/26/2015 | 20:00:00 | 25.81 | 77.95 | 7.22 | 92.1 | 1 | 7.93 |
| 7/26/2015 | 21:00:00 | 25.76 | 77.78 | 7.28 | 92.6 | 1 | 7.94 |
| 7/26/2015 | 22:00:00 | 25.73 | 77.61 | 7.12 | 90.5 | 1 | 7.93 |
| 7/26/2015 | 23:00:00 | 25.62 | 77.49 | 7.26 | 92.1 | 1 | 7.93 |

| | | | | | | | |
|-----------|----------|-------|-------|------|-------|---|------|
| 7/27/2015 | 0:00:00 | 25.53 | 77.42 | 7.35 | 93.1 | 1 | 7.96 |
| 7/27/2015 | 1:00:00 | 25.43 | 77.34 | 7.34 | 92.9 | 1 | 7.93 |
| 7/27/2015 | 2:00:00 | 25.34 | 77.33 | 7.31 | 92.6 | 1 | 7.88 |
| 7/27/2015 | 3:00:00 | 25.27 | 77.38 | 7.34 | 93 | 1 | 7.93 |
| 7/27/2015 | 4:00:00 | 25.23 | 77.42 | 7.36 | 93.3 | 1 | 7.89 |
| 7/27/2015 | 5:00:00 | 25.19 | 77.57 | 7.35 | 93.3 | 1 | 7.94 |
| 7/27/2015 | 6:00:00 | 25.18 | 77.77 | 7.41 | 94.3 | 1 | 7.89 |
| 7/27/2015 | 7:00:00 | 25.21 | 77.91 | 7.43 | 94.6 | 1 | 7.88 |
| 7/27/2015 | 8:00:00 | 25.23 | 77.99 | 7.45 | 94.9 | 1 | 7.96 |
| 7/27/2015 | 9:00:00 | 25.31 | 78.1 | 7.38 | 94.2 | 1 | 7.94 |
| 7/27/2015 | 10:00:00 | 25.42 | 78.16 | 7.39 | 94.4 | 1 | 7.91 |
| 7/27/2015 | 11:00:00 | 25.5 | 78.24 | 7.38 | 94.4 | 1 | 7.96 |
| 7/27/2015 | 12:00:00 | 25.55 | 78.38 | 7.63 | 97.6 | 1 | 7.93 |
| 7/27/2015 | 13:00:00 | 25.61 | 78.48 | 7.74 | 99.1 | 1 | 7.89 |
| 7/27/2015 | 14:00:00 | 25.64 | 78.56 | 7.81 | 100.2 | 1 | 7.94 |
| 7/27/2015 | 15:00:00 | 25.69 | 78.58 | 7.91 | 101.4 | 1 | 7.91 |
| 7/27/2015 | 16:00:00 | 25.77 | 78.65 | 7.91 | 101.5 | 1 | 7.86 |
| 7/27/2015 | 17:00:00 | 25.82 | 78.62 | 7.87 | 101 | 1 | 7.91 |
| 7/27/2015 | 18:00:00 | 25.86 | 78.68 | 7.61 | 97.6 | 1 | 7.89 |
| 7/27/2015 | 19:00:00 | 25.87 | 78.66 | 7.51 | 96.4 | 1 | 7.91 |
| 7/27/2015 | 20:00:00 | 25.91 | 78.55 | 7.35 | 94.2 | 1 | 7.89 |
| 7/27/2015 | 21:00:00 | 25.9 | 78.37 | 7.37 | 94.3 | 1 | 7.94 |
| 7/27/2015 | 22:00:00 | 25.93 | 78.26 | 7.31 | 93.4 | 1 | 7.91 |
| 7/27/2015 | 23:00:00 | 25.92 | 78.26 | 7.26 | 92.8 | 1 | 7.89 |
| 7/28/2015 | 0:00:00 | 25.86 | 78.24 | 7.2 | 92 | 1 | 7.89 |
| 7/28/2015 | 1:00:00 | 25.76 | 78.28 | 7.19 | 92 | 1 | 7.93 |
| 7/28/2015 | 2:00:00 | 25.7 | 78.35 | 7.14 | 91.4 | 1 | 7.93 |
| 7/28/2015 | 3:00:00 | 25.7 | 78.43 | 7.18 | 91.9 | 1 | 7.88 |
| 7/28/2015 | 4:00:00 | 25.69 | 78.48 | 7.18 | 92 | 1 | 7.93 |
| 7/28/2015 | 5:00:00 | 25.71 | 78.56 | 7.15 | 91.7 | 1 | 7.91 |
| 7/28/2015 | 6:00:00 | 25.75 | 78.65 | 7.19 | 92.3 | 1 | 7.93 |
| 7/28/2015 | 7:00:00 | 25.79 | 78.77 | 7.26 | 93.4 | 1 | 7.88 |
| 7/28/2015 | 8:00:00 | 25.82 | 78.88 | 7.28 | 93.7 | 1 | 7.88 |
| 7/28/2015 | 9:00:00 | 25.87 | 78.95 | 7.35 | 94.6 | 1 | 7.91 |
| 7/28/2015 | 10:00:00 | 25.92 | 78.99 | 7.46 | 96 | 1 | 7.88 |
| 7/28/2015 | 11:00:00 | 25.98 | 78.98 | 7.49 | 96.5 | 1 | 7.91 |
| 7/28/2015 | 12:00:00 | 26.04 | 78.94 | 7.5 | 96.6 | 1 | 7.89 |
| 7/28/2015 | 13:00:00 | 26.08 | 78.95 | 7.66 | 98.6 | 1 | 7.89 |
| 7/28/2015 | 14:00:00 | 26.1 | 78.96 | 7.71 | 99.2 | 1 | 7.86 |
| 7/28/2015 | 15:00:00 | 26.1 | 78.99 | 7.88 | 101.5 | 1 | 7.91 |
| 7/28/2015 | 16:00:00 | 26.08 | 78.9 | 7.93 | 102 | 1 | 7.88 |
| 7/28/2015 | 17:00:00 | 26.08 | 78.98 | 8.27 | 106.4 | 1 | 7.89 |
| 7/28/2015 | 18:00:00 | 26.09 | 78.82 | 7.55 | 97.1 | 1 | 7.86 |
| 7/28/2015 | 19:00:00 | 26.1 | 78.69 | 7.53 | 96.7 | 1 | 7.86 |
| 7/28/2015 | 20:00:00 | 26.05 | 78.45 | 7.17 | 91.9 | 1 | 7.86 |
| 7/28/2015 | 21:00:00 | 26.1 | 78.35 | 7.22 | 92.4 | 1 | 7.89 |
| 7/28/2015 | 22:00:00 | 26.01 | 78.32 | 7.28 | 93.1 | 1 | 7.91 |

| | | | | | | | |
|-----------|----------|-------|-------|------|------|---|------|
| 7/28/2015 | 23:00:00 | 25.94 | 78.26 | 7.23 | 92.4 | 1 | 7.88 |
| 7/29/2015 | 0:00:00 | 25.81 | 78.25 | 7.22 | 92.3 | 1 | 7.86 |
| 7/29/2015 | 1:00:00 | 25.75 | 78.26 | 7.23 | 92.4 | 1 | 7.89 |
| 7/29/2015 | 2:00:00 | 25.73 | 78.24 | 7.22 | 92.3 | 1 | 7.89 |
| 7/29/2015 | 3:00:00 | 25.7 | 78.25 | 7.23 | 92.4 | 1 | 7.89 |
| 7/29/2015 | 4:00:00 | 25.69 | 78.26 | 7.21 | 92.1 | 1 | 7.89 |
| 7/29/2015 | 5:00:00 | 25.7 | 78.28 | 7.26 | 92.8 | 1 | 7.86 |
| 7/29/2015 | 6:00:00 | 25.69 | 78.25 | 7.28 | 93 | 1 | 7.84 |
| 7/29/2015 | 7:00:00 | 25.69 | 78.16 | 7.32 | 93.5 | 1 | 7.86 |
| 7/29/2015 | 8:00:00 | 25.7 | 78.05 | 7.36 | 93.9 | 1 | 7.83 |
| 7/29/2015 | 9:00:00 | 25.71 | 77.91 | 7.4 | 94.2 | 1 | 7.84 |
| 7/29/2015 | 10:00:00 | 25.69 | 77.8 | 7.41 | 94.3 | 1 | 7.83 |
| 7/29/2015 | 11:00:00 | 25.64 | | | | | 7.86 |
| 7/29/2015 | 12:00:00 | 25.58 | | | | | 7.89 |
| 7/29/2015 | 13:00:00 | 25.5 | | | | | 7.86 |
| 7/29/2015 | 14:00:00 | 25.44 | | | | | 7.86 |

Out of water for
maint

Document Content(s)

20161111 Water Quality Monitoring Response.PDF.....1-179