

ORIGINAL



FILED
OFFICE OF THE
SECRETARY

2007 JAN 18 P 3:07

FEDERAL ENERGY
REGULATORY COMMISSION

Wisconsin Public Service Corporation
a subsidiary of Alliant Energy Corporation
200 North Second Street
PO Box 1910
Green Bay, WI 54907-0910

January 18, 2007

Part 1 of 3

Ms. Magalie R. Salas, Secretary
Federal Energy Regulatory Commission
Mail Code: DTCA, HL 21.3
888 First Street, N.E.
Washington, DC 20426

P-2525-086 P-2581-261
P-2595-110 P-2546-097
P-2522-106
P-2560-080

Dear Secretary Salas:

2006 Water Quality Monitoring Results for the Caldron Falls (FERC No. 2525), High Falls (FERC No. 2595), Johnson Falls (FERC No. 2522), Sandstone Rapids (FERC No. 2546), Potato Rapids (FERC No. 2560), and Peshtigo (FERC No. 2581) Hydroelectric Projects

As per the Water Quality Monitoring Plans for the respective Hydroelectric Projects, Wisconsin Public Service Corporation (WPSC) is pleased to submit water quality monitoring data for the 2006 monitoring year.

Per the water quality monitoring plans for the Hydroelectric Projects on the Peshtigo River, dissolved oxygen (D.O.), temperature, and pH were monitored at nine locations. The monitoring locations are as follows:

- Upstream of the Caldron Falls Hydroelectric facility in Caldron Falls Reservoir. Monitoring at this location is to provide background information on the water being released through the powerhouse.
- In the tailrace of Caldron Falls Powerhouse, downstream of the confluence of the powerhouse tailrace and dam spillway.
- At the Parkway Blvd. Bridge downstream of Caldron Falls Dam. This monitoring point serves as an upstream monitoring location for High Falls Reservoir.
- In the tailrace of the High Falls Hydroelectric facility, at the Boat Landing No. 3 bridge over the Peshtigo River.
- In the tailrace of Johnson Falls Hydroelectric facility.
- In the tailrace of the Sandstone Rapids Hydroelectric facility.
- Upstream of the Potato Rapids Hydroelectric Facility. Monitoring at this location is to provide background information on the water being released through the powerhouse.
- In the tailrace of the Potato Rapids Hydroelectric facility.
- In the tailrace of the Peshtigo Hydroelectric facility.

Ms. Magalie R. Salas, Secretary
January 15, 2007
Page 2

Deviations from the State D.O. water quality standards were observed at the Caldron Falls Hydro tailrace, Potato Rapids Hydro tailrace, Peshtigo Hydro tailrace, and the Johnson Falls Hydro tailrace. The water quality standard is 5.0 mg/l D.O. at all facilities except Johnson Falls, where the water quality standard is 6.0 mg/l.

Between June 1 and July 20, 2006, the water quality monitor in the Caldron Falls tailrace was inadvertently placed directly in the tailrace instead of downstream of the confluence of the tailrace and spillway. All data collected during this time period in the Caldron Falls tailrace is not representative of the facility discharge as the readings do not reflect mixing of the powerhouse discharge along with the spillway discharge. Upon moving the monitor downstream below the confluence of the spillway and powerhouse discharge, no deviations from the water quality standards were observed.

One hourly reading below the water quality standard for D.O. was recorded at the Potato Rapids tailrace monitoring location. This reading appears to be an anomaly as the readings before and after are above 7.0 mg/l. Twelve hourly readings were recorded below the water quality standard at the Peshtigo Hydro monitoring location on August 3, 2006. The cause of the low D.O. readings is unknown as there were no changes in operation before, during, or after the time period when the deviations occurred.

Hourly readings below the water quality standard of 6.0 mg/l D.O. were observed at the Johnson Falls tailrace monitoring location in June, July, and August. All D.O. readings in the Johnson Falls tailrace were above 5.0 mg/l. The Johnson Falls tailrace monitor was located approximately 20 to 30 feet downstream of the powerhouse on the north side of the river, directly in the discharge of Unit 2. When only Unit 1 is on line, there is little water flow around the water quality monitor. During the monitoring season, there were 236 hourly readings between 5.0 and 6.0 mg/l D.O. (1.0% of the total readings). Operational data shows that of the 236 hourly readings, only 31 occurred while Unit 2 was on line. Of these 31 readings, only 8 were less than 5.8 mg/l (please note that the D.O. monitoring equipment used has an accuracy of +/- 0.2 mg/l D.O., per the manufacturer). Since nearly all of the D.O. deviations were observed when Unit 2 was off line, WPSC believes the low dissolved oxygen readings are not representative of the actual facility discharge given that the monitoring location is immediately in the discharge of the powerhouse. All dissolved oxygen monitoring data, and operational data for Johnson Falls Hydro, are attached in Appendix A.

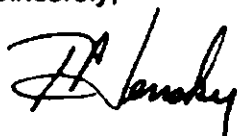
There are no deviations from the State temperature or pH standards to report. Some high pH values were observed at the High Falls tailrace monitoring location; however, these readings are most likely due to equipment errors and are not representative of the actual river flow. A review of the monitoring data shows a sharp increase in pH when the values are near or over the pH standard of 9.0 standard units (s.u.). The sharp increases observed are indicative of an equipment malfunction. All temperature and pH monitoring data is attached in Appendices B and C, respectively.

Ms. Magalie R. Salas, Secretary
January 15, 2007
Page 3

WPSC has consulted with the Wisconsin Department of Natural Resources (WDNR) and U.S. Fish and Wildlife Service (FWS) regarding the water quality monitoring data. No comments were received from WDNR or FWS on the water quality monitoring data. Documentation of agency consultation is attached in Appendix D.

Should you have any questions regarding this submittal, please do not hesitate to call Mr. Mark Metcalf at (920) 433-1833. Thank you for your time and consideration.

Sincerely,



Terry P. Jensky
Vice President - Energy Supply Operations
for Wisconsin Public Service Corporation
Telephone: (715) 355-2047

Attach.

cc: Mr. Mike Donofrio, WDNR (cover only)
Mr. Bob Martini, WDNR (cover only)
Ms. Justine Hasz, WDNR (cover only)
Ms. Louise Clemency, FWS (cover only)
Mr. Shawn Puzen, WPSC (cover only)
Mr. Bruce Crocker, WPSC (cover only)
Mr. Ed Brandt, WPSC (cover only)
Ms. Joan Johaneck, WPSC (file)
Mr. Howard R. Giesler, WPSC - PUL (cover only)

ORIGINAL

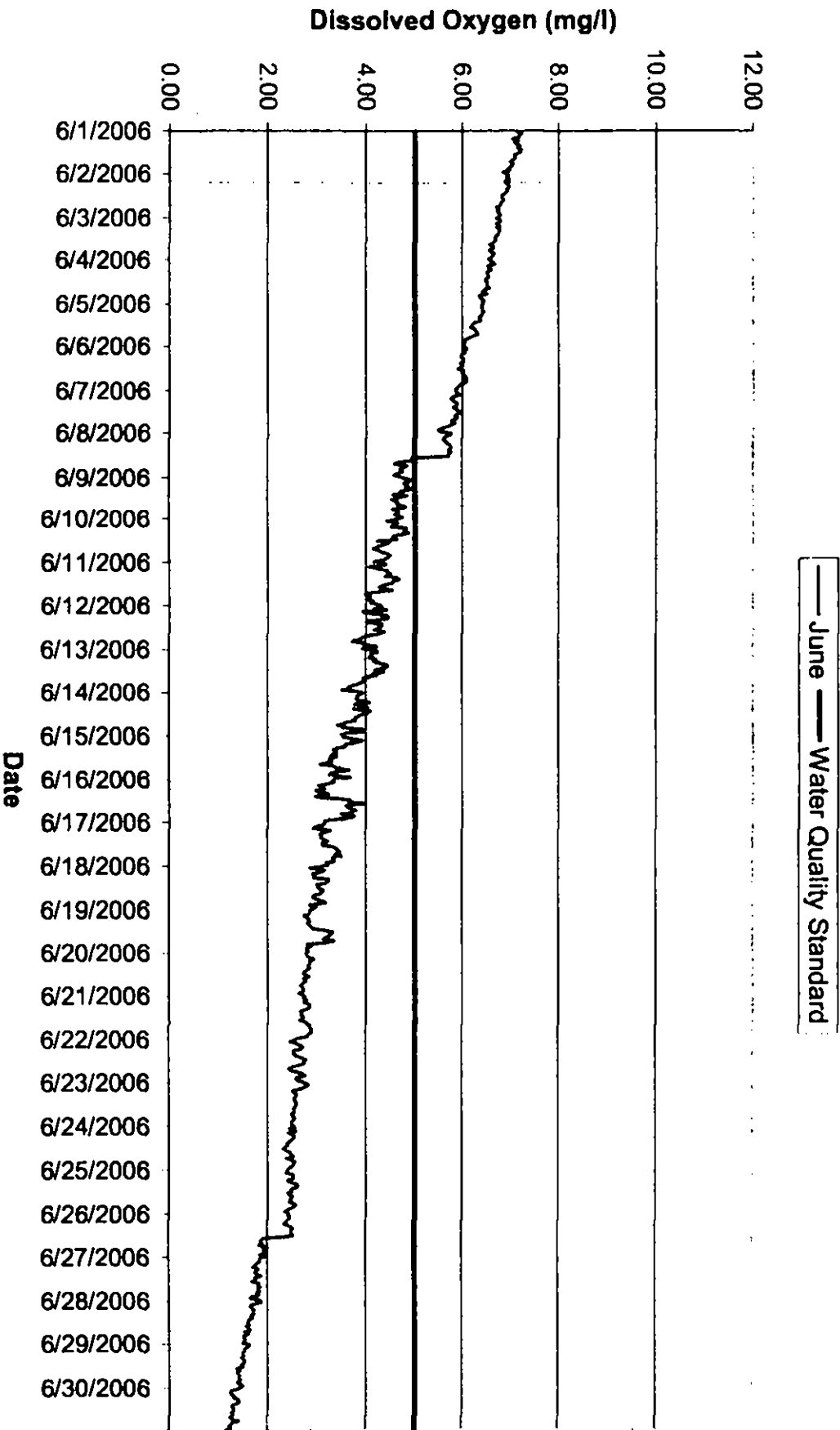
APPENDIX A

DISSOLVED OXYGEN MONITORING DATA

PESHTIGO RIVER HYDROELECTRIC PROJECTS

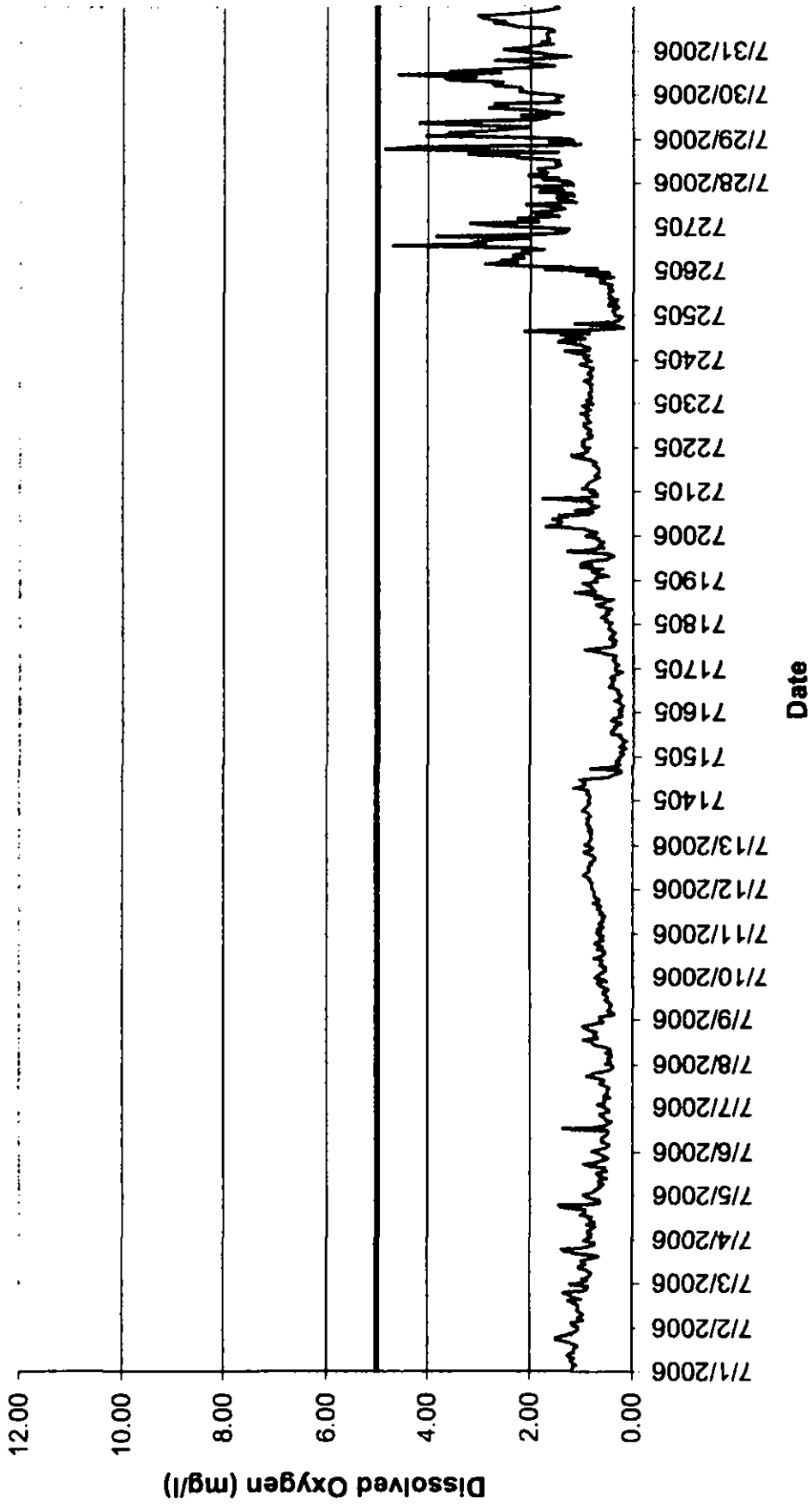
FILED
OFFICE OF THE
SECRETARY
2007 JAN 18 P 3:08
FEDERAL ENERGY
REGULATORY COMMISSION

Caldron Falls Headwater Dissolved Oxygen - June 2006




Caldron Falls Headwater Dissolved Oxygen - July 2006

— July — Water Quality Standard

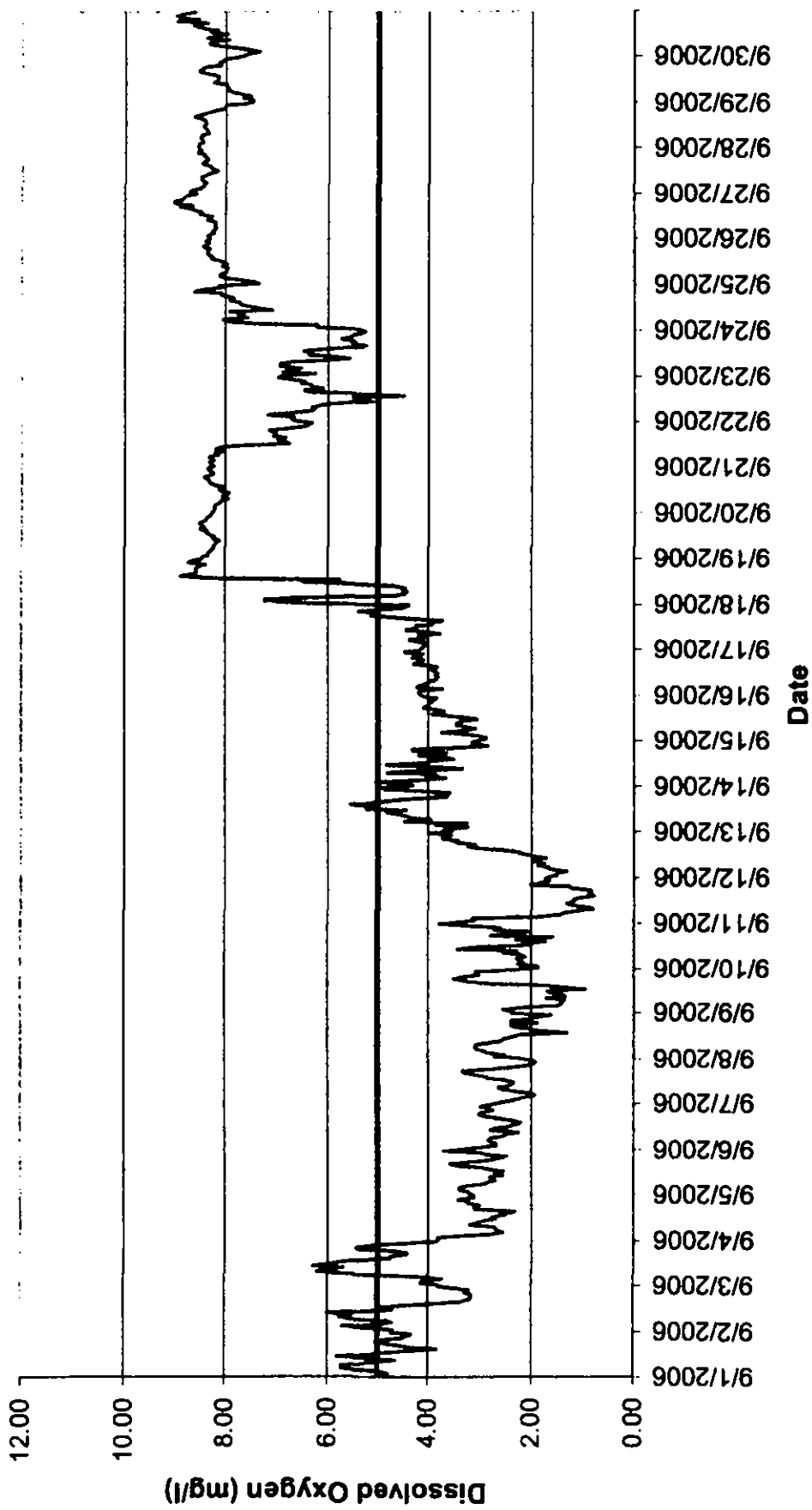


Caldron Falls Headwater Dissolved Oxygen - August 2006



Caldron Falls Headwater Dissolved Oxygen - September 2006

— September — Water Quality Standard



Caldron Falls Headwater Dissolved Oxygen Summary - June 2006

Time	06/01/06	06/02/06	06/03/06	06/04/06	06/05/06	06/06/06	06/07/06	06/08/06	06/09/06	06/10/06	06/11/06	06/12/06	06/13/06	06/14/06	06/15/06	06/16/06
HI-MMSS	7.1	6.9	6.7	6.6	6.4	6.0	5.9	5.7	4.8	4.6	4.3	4.3	4.1	3.9	3.6	3.3
0	7.2	7.0	6.8	6.6	6.4	6.1	5.9	5.7	5.0	4.4	4.4	4.2	4.3	3.8	3.7	3.4
10000	7.2	6.9	6.8	6.7	6.4	6.1	5.9	5.6	4.8	4.7	4.1	4.4	4.1	3.8	3.9	3.2
20000	7.2	7.0	6.7	6.5	6.4	6.1	5.8	5.6	4.8	4.6	4.2	3.9	4.1	3.8	3.8	3.0
30000	7.0	6.9	6.8	6.6	6.4	6.0	5.7	5.6	4.9	4.5	4.4	4.1	4.1	3.9	3.6	3.1
40000	7.2	6.9	6.7	6.6	6.4	6.0	5.8	5.7	4.8	4.8	4.4	4.4	4.2	4.1	3.6	3.2
50000	7.1	7.0	6.8	6.5	6.4	6.0	5.8	5.7	5.0	4.8	4.5	4.5	4.2	3.8	3.5	3.0
60000	7.2	7.0	6.8	6.5	6.3	6.0	5.9	5.8	4.7	4.8	4.4	4.4	4.2	3.9	3.3	3.1
70000	7.2	6.9	6.8	6.5	6.4	6.0	5.9	5.8	4.8	4.9	4.6	4.0	4.4	4.0	3.4	3.3
80000	7.1	6.9	6.7	6.8	6.4	5.9	5.8	5.7	4.6	4.6	4.7	4.0	4.5	3.8	3.4	3.0
90000	7.2	6.9	6.7	6.5	6.3	6.0	5.8	5.8	4.8	4.6	4.5	4.3	4.3	4.1	3.3	3.1
100000	7.2	6.8	6.7	6.5	6.2	6.0	5.9	5.7	4.7	4.6	4.5	4.3	4.2	4.0	3.4	3.7
110000	7.1	6.8	6.7	6.5	6.2	5.9	6.0	5.7	4.5	4.2	4.4	4.2	4.4	3.9	3.3	3.7
120000	7.1	6.8	6.7	6.5	6.2	6.0	5.9	4.9	4.6	4.5	4.3	4.2	4.1	3.8	3.3	4.0
130000	7.1	6.9	6.6	6.5	6.3	6.0	5.8	5.0	4.7	4.4	4.4	4.4	4.2	3.8	3.3	3.6
140000	7.1	6.8	6.6	6.6	6.3	6.0	5.9	4.7	4.6	4.2	4.5	4.3	4.0	3.8	3.1	3.6
150000	7.0	6.8	6.7	6.5	6.3	6.0	5.8	4.7	4.6	4.2	4.1	4.1	4.0	3.6	3.3	3.7
160000	7.0	6.8	6.6	6.4	6.3	6.1	5.8	4.8	4.8	4.1	4.1	4.1	4.0	3.6	3.4	3.8
170000	7.0	6.8	6.6	6.4	6.3	6.1	5.8	4.8	4.8	4.2	4.0	3.9	4.0	3.6	3.7	3.7
180000	7.1	6.7	6.6	6.5	6.2	6.0	5.8	4.8	4.5	4.3	4.1	3.9	3.9	3.4	3.7	3.8
190000	7.0	6.7	6.6	6.3	6.1	6.1	5.8	4.7	4.6	4.5	4.1	3.7	3.8	3.5	3.4	3.5
200000	7.0	6.7	6.7	6.4	6.1	6.0	5.7	4.8	4.7	4.5	4.0	4.0	3.7	3.9	3.3	3.6
210000	6.9	6.8	6.6	6.4	6.1	5.9	5.6	4.7	4.6	4.4	4.1	3.9	3.7	4.0	3.3	3.6
220000	7.0	6.8	6.6	6.5	6.0	5.9	5.5	4.6	4.7	4.4	4.1	4.2	3.5	3.6	3.7	3.6
230000	6.8	6.7	6.5	6.4	6.1	5.8	5.5	4.7	4.8	4.2	4.3	3.9	3.8	3.5	3.4	3.2
Daily Max	7.2	7.0	6.8	6.7	6.4	6.1	6.0	5.8	5.0	4.9	4.7	4.5	4.5	4.1	3.9	4.0
Daily Min	6.8	6.7	6.5	6.3	6.0	5.8	5.5	4.6	4.5	4.1	4.0	3.7	3.5	3.4	3.1	3.0
Average	7.1	6.8	6.7	6.5	6.3	6.0	5.8	5.3	4.7	4.5	4.3	4.2	4.1	3.8	3.5	3.4

Caldron Falls Heedwater Dissolved Oxygen Summary - June 2006

Time	08/17/06	08/18/06	08/19/06	06/20/06	06/21/06	06/22/06	06/23/06	06/24/06	06/25/06	06/26/06	06/27/06	06/28/06	06/29/06	06/30/06
HHMMSS	08/17/06	08/18/06	08/19/06	06/20/06	06/21/06	06/22/06	06/23/06	06/24/06	06/25/06	06/26/06	06/27/06	06/28/06	06/29/06	06/30/06
0	3.2	3.1	2.9	2.8	2.8	2.5	2.8	2.6	2.4	2.4	1.9	1.9	1.6	1.3
10000	3.1	2.9	2.8	2.8	2.7	2.5	2.8	2.4	2.4	2.4	1.8	1.7	1.6	1.2
20000	3.0	3.2	2.9	2.8	2.8	2.6	2.8	2.6	2.5	2.4	1.8	1.7	1.5	1.2
30000	2.9	3.1	2.7	2.9	2.7	2.7	2.7	2.4	2.5	2.4	1.8	1.7	1.5	1.3
40000	3.3	2.8	2.8	2.8	2.6	2.7	2.5	2.5	2.5	2.4	1.8	1.7	1.5	1.3
50000	3.2	3.0	2.8	2.9	2.9	2.7	2.6	2.5	2.4	2.3	1.7	1.7	1.5	1.3
60000	3.1	2.9	2.8	2.8	2.9	2.5	2.6	2.5	2.4	2.4	1.8	1.7	1.5	1.4
70000	3.1	3.2	2.8	2.8	2.8	2.5	2.6	2.5	2.6	2.5	1.8	1.7	1.5	1.4
80000	3.1	3.3	2.8	2.9	2.7	2.5	2.6	2.4	2.6	2.6	1.7	1.7	1.5	1.4
90000	3.2	3.2	2.9	2.8	2.7	2.6	2.6	2.4	2.6	2.5	1.8	1.7	1.5	1.3
100000	3.2	3.0	2.9	2.8	2.7	2.7	2.6	2.4	2.5	2.5	1.9	1.6	1.5	1.3
110000	3.1	3.0	3.2	2.7	2.7	2.8	2.6	2.4	2.6	2.5	1.7	1.6	1.5	1.3
120000	3.1	3.0	3.3	2.8	2.7	2.7	2.6	2.3	2.4	2.4	1.8	1.6	1.5	1.3
130000	3.3	3.1	3.3	2.8	2.7	2.8	2.6	2.4	2.4	1.9	1.7	1.6	1.4	1.3
140000	3.4	3.1	3.3	2.7	2.8	2.7	2.5	2.5	2.5	1.9	1.8	1.6	1.4	1.3
150000	3.4	3.1	3.2	2.8	2.8	2.5	2.6	2.5	2.5	1.9	1.8	1.6	1.4	1.3
160000	3.5	2.9	3.1	2.8	2.9	2.4	2.5	2.5	2.5	1.9	1.9	1.7	1.4	1.2
170000	3.4	2.9	3.4	2.7	2.9	2.5	2.5	2.4	2.4	1.8	1.8	1.5	1.4	1.3
180000	3.5	3.0	3.2	2.7	2.8	2.6	2.5	2.5	2.6	2.0	1.8	1.6	1.4	1.3
190000	3.3	3.1	2.8	2.7	2.9	2.7	2.6	2.5	2.6	1.9	1.8	1.5	1.4	1.3
200000	3.4	3.2	2.9	2.7	2.9	2.8	2.5	2.5	2.5	2.0	1.8	1.5	1.4	1.2
210000	3.4	2.9	2.8	2.7	2.8	2.6	2.5	2.5	2.4	2.0	1.7	1.5	1.4	1.2
220000	3.2	3.0	2.8	2.6	2.8	2.6	2.5	2.5	2.3	1.8	1.6	1.5	1.5	1.3
230000	3.2	2.8	2.8	2.7	2.6	2.7	2.5	2.4	2.4	1.9	1.9	1.5	1.4	1.1
Daily Max	3.5	3.3	3.4	2.9	2.8	2.8	2.8	2.6	2.6	2.5	1.9	1.9	1.6	1.4
Daily Min	2.9	2.9	2.7	2.6	2.6	2.4	2.5	2.3	2.3	1.8	1.6	1.5	1.4	1.1
Average	3.2	3.0	3.0	2.8	2.8	2.6	2.6	2.5	2.6	2.2	1.8	1.6	1.5	1.3

Caldron Falls Headwater Dissolved Oxygen Summary - July 2006

Time	07/01/06	07/02/06	07/03/06	07/04/06	07/05/06	07/06/06	07/07/06	07/08/06	07/09/06	07/10/06	07/11/06	07/12/06	07/13/06	07/14/06	07/15/06	07/16/06
0	1.2	1.0	1.0	0.9	1.0	0.8	0.5	0.5	0.6	0.7	0.7	0.8	0.9	0.8	0.2	0.2
10000	1.2	1.1	0.9	0.8	0.8	0.7	0.7	0.4	0.6	0.6	0.6	0.8	0.8	0.8	0.2	0.3
20000	1.1	1.2	1.0	0.9	0.7	0.5	0.5	0.4	0.4	0.6	0.7	0.8	0.8	0.8	0.2	0.2
30000	1.1	1.1	0.8	0.8	0.7	0.5	0.5	0.5	0.4	0.5	0.6	0.8	0.8	0.9	0.2	0.2
40000	1.1	0.9	0.8	0.9	0.6	0.5	0.6	0.4	0.5	0.6	0.6	0.8	0.8	0.8	0.1	0.3
50000	1.2	1.0	0.8	0.8	0.6	0.6	0.4	0.4	0.4	0.5	0.6	0.8	0.8	0.9	0.3	0.3
60000	1.2	1.0	0.8	0.8	0.6	0.6	0.6	0.5	0.5	0.6	0.6	0.9	0.8	1.1	0.2	0.4
70000	1.1	0.9	0.9	0.7	0.6	0.6	0.5	0.4	0.4	0.6	0.6	0.9	0.8	1.0	0.2	0.3
80000	1.3	1.0	1.0	0.9	0.6	0.5	0.4	0.4	0.4	0.6	0.6	0.9	0.8	0.9	0.1	0.3
90000	1.2	1.1	1.0	0.7	0.5	0.5	0.5	0.5	0.5	0.6	0.5	0.8	0.8	0.9	0.2	0.2
100000	1.1	1.0	0.9	0.8	0.6	0.5	0.5	0.7	0.5	0.7	0.6	0.8	0.8	0.9	0.3	0.3
110000	1.1	1.0	1.0	0.8	0.6	0.5	0.5	0.7	0.5	0.6	0.6	0.8	0.9	1.0	0.2	0.3
120000	1.1	1.0	1.0	0.8	0.7	1.4	0.6	0.8	0.5	0.5	0.6	0.8	0.9	0.5	0.4	0.3
130000	1.1	1.1	0.8	1.0	0.5	0.7	0.6	0.9	0.5	0.5	0.7	0.8	0.8	0.4	0.4	0.4
140000	1.1	1.3	0.7	0.9	0.6	0.6	0.6	0.7	0.6	0.5	0.6	0.8	0.9	0.3	0.4	0.5
150000	1.2	1.0	0.7	0.9	0.5	0.4	0.5	0.7	0.6	0.7	0.8	0.7	0.8	0.2	0.3	0.4
160000	1.3	1.1	1.1	0.9	0.8	0.4	0.7	0.7	0.5	0.6	0.7	0.7	0.8	0.2	0.4	0.4
170000	1.5	1.2	1.3	1.4	1.0	0.5	0.9	0.7	0.5	0.6	0.6	0.7	0.9	0.8	0.2	0.4
180000	1.5	1.3	1.4	1.4	0.7	0.5	0.8	0.8	0.6	0.7	0.6	0.8	1.0	0.4	0.2	0.4
190000	1.3	1.2	1.0	0.7	0.5	0.6	0.7	0.9	0.6	0.6	0.7	0.9	0.9	0.2	0.4	0.4
200000	1.2	0.9	0.8	0.6	0.5	0.6	0.5	1.0	0.7	0.6	0.7	0.9	0.9	0.3	0.4	0.4
210000	1.1	0.9	0.7	0.6	0.5	0.5	0.4	0.7	0.5	0.6	0.7	0.8	0.8	0.3	0.2	0.3
220000	1.1	0.8	0.7	0.8	0.6	0.5	0.4	0.6	0.5	0.6	0.7	0.7	0.8	0.3	0.2	0.2
230000	1.0	1.2	0.9	0.9	0.7	0.5	0.4	0.6	0.7	0.6	0.7	0.8	0.8	0.3	0.3	0.3
Daily Max	1.5	1.3	1.4	1.4	1.0	1.4	0.9	1.0	0.7	0.7	0.7	0.9	1.0	1.1	0.4	0.5
Daily Min	1.0	0.8	0.7	0.8	0.5	0.4	0.4	0.4	0.4	0.5	0.5	0.7	0.8	0.2	0.1	0.2
Average	1.2	1.1	0.9	0.9	0.6	0.6	0.6	0.6	0.5	0.6	0.6	0.8	0.8	0.6	0.3	0.3

Caldron Falls Headwater Dissolved Oxygen Summary - July 2006

Time	07/17/06	07/18/06	07/19/06	07/20/06	07/21/06	07/22/06	07/23/06	07/24/06	07/25/06	07/26/06	07/27/06	07/28/06	07/29/06	07/30/06	07/31/06
HHMMSS	0	0.3	0.4	0.7	0.7	1.0	0.8	0.9	0.4	1.7	2.8	1.3	1.4	2.0	2.5
100000	0.3	0.5	0.7	0.7	1.0	1.0	0.9	0.9	0.3	0.7	3.2	1.8	4.0	2.2	2.1
200000	0.3	0.5	0.5	0.8	0.9	0.9	0.8	0.8	0.4	1.9	1.8	1.5	3.1	2.2	1.9
300000	0.3	0.6	0.8	0.9	0.9	1.0	0.8	1.0	0.3	2.9	2.0	2.0	3.6	2.2	1.6
400000	0.4	0.5	0.8	1.7	0.8	0.9	0.8	1.3	0.3	2.3	2.2	1.9	2.8	2.7	1.8
500000	0.4	0.5	0.8	1.5	0.8	0.8	0.9	0.8	0.5	2.6	1.4	1.7	2.3	2.7	1.6
600000	0.4	0.5	0.8	1.4	0.7	0.8	0.8	0.8	0.3	2.1	1.6	1.8	2.0	2.5	1.6
700000	0.3	0.4	1.0	1.4	0.6	0.9	0.8	1.0	0.4	2.2	2.0	1.9	3.0	3.6	1.7
800000	0.5	0.4	0.8	1.5	0.7	0.8	0.8	1.0	0.3	2.4	1.5	1.5	4.2	3.7	1.7
900000	0.6	0.6	1.0	1.3	0.7	0.8	0.8	1.5	0.5	2.0	1.3	1.4	3.2	3.1	1.7
1000000	0.9	0.7	0.8	1.4	0.6	0.9	0.8	1.3	0.4	2.2	1.4	1.5	1.9	4.6	1.5
1100000	0.6	0.8	0.5	0.8	0.6	0.9	0.9	0.9	0.5	1.7	2.1	1.4	1.8	2.8	1.7
1200000	0.4	0.5	0.5	0.8	0.6	0.9	0.9	1.2	0.5	2.1	1.5	1.5	2.2	3.6	2.2
1300000	0.3	0.4	0.4	1.1	0.7	0.8	0.8	1.4	0.4	4.7	1.1	2.2	1.4	2.6	2.4
1400000	0.4	0.7	0.5	0.8	0.7	0.8	0.8	0.8	0.5	2.9	1.4	2.3	1.7	2.0	2.7
1500000	0.3	0.6	1.3	0.8	0.7	0.9	0.8	2.1	0.4	3.1	1.5	3.2	2.1	1.5	2.5
1600000	0.4	0.9	0.9	0.8	0.7	0.9	0.9	0.8	0.4	2.8	1.1	1.5	2.8	1.9	2.8
1700000	0.4	1.1	0.8	0.8	0.9	0.8	0.8	0.2	0.6	2.0	1.1	1.5	2.4	2.0	2.9
1800000	0.4	0.7	0.6	0.8	1.1	1.0	0.8	0.3	0.6	3.8	1.8	4.9	2.7	2.7	3.0
1900000	0.3	0.8	0.6	1.8	1.2	0.8	0.8	1.1	0.6	2.0	1.4	4.3	1.4	1.6	2.3
2000000	0.4	0.8	0.6	0.8	0.9	0.8	0.9	0.4	0.4	1.3	1.4	1.4	1.5	1.2	1.9
2100000	0.5	0.8	0.7	0.7	0.9	0.9	1.0	0.3	0.9	1.3	1.9	1.0	1.5	1.6	1.7
2200000	0.5	1.0	0.6	0.7	0.9	1.0	0.9	0.3	0.5	1.2	1.2	1.6	1.4	1.8	1.4
2300000	0.4	0.7	0.9	0.8	0.8	0.8	0.8	0.2	0.5	2.0	1.2	1.2	1.5	2.2	1.5
Daily Max	0.9	1.1	1.3	1.8	1.2	1.0	1.0	2.1	0.9	4.7	3.2	4.9	4.2	4.6	3.0
Daily Min	0.3	0.4	0.4	0.7	0.6	0.8	0.8	0.2	0.3	0.7	1.1	1.0	1.4	1.2	1.4
Average	0.4	0.6	0.7	1.0	0.8	0.9	0.8	0.9	0.4	2.2	1.7	2.0	2.3	2.5	2.0

Caldron Falls Headwater Dissolved Oxygen Summary - August 2005

Time	08/01/06	08/02/06	08/03/06	08/04/06	08/05/06	08/06/06	08/07/06	08/08/06	08/09/06	08/10/06	08/11/06	08/12/06	08/13/06	08/14/06	08/15/06	08/16/06
HHMMSS	0	2.6	1.6	0.1	0.2	0.3	0.7	0.5	0.7	0.7	0.8	0.3	0.3	0.3	0.8	0.8
10000	1.7	2.6	1.7	0.2	0.2	0.3	0.8	0.6	0.7	0.8	1.1	0.2	0.2	0.4	0.7	0.9
20000	1.7	2.1	1.7	0.1	0.2	0.4	0.7	0.6	0.8	0.8	1.1	0.2	0.3	0.3	1.0	0.9
30000	1.8	2.1	1.7	0.1	0.3	0.3	1.0	0.6	0.7	0.8	1.1	0.2	0.2	0.3	0.6	0.8
40000	1.7	2.2	1.7	0.2	0.3	0.4	0.6	0.6	0.8	0.8	0.9	0.2	0.4	0.3	0.6	0.6
50000	1.5	2.2	1.7	0.2	0.3	0.3	0.7	0.6	0.9	1.0	0.9	0.2	0.3	0.4	0.7	0.6
60000	1.9	2.1	1.7	0.1	0.4	0.4	0.8	0.6	0.8	0.8	0.9	0.3	0.4	0.3	0.9	0.5
70000	2.9	2.1	1.8	0.1	0.3	0.4	0.9	0.6	0.8	0.9	0.9	0.3	0.3	0.5	1.0	0.5
80000	3.5	2.2	1.8	0.2	0.3	0.5	0.9	0.6	0.8	0.8	0.9	0.3	0.3	0.6	1.0	0.5
90000	3.2	1.7	1.7	0.1	0.4	0.5	0.9	0.6	0.7	0.8	0.9	0.3	0.3	1.0	1.0	0.6
100000	2.2	1.6	1.7	0.2	0.4	1.1	1.1	0.6	0.7	0.7	0.9	0.3	0.4	1.2	0.8	0.6
110000	4.3	1.5	1.7	0.1	0.4	1.0	0.8	0.6	0.7	0.7	0.8	0.2	0.5	1.0	0.7	0.7
120000	2.9	1.6	1.7	0.1	0.4	1.5	0.6	0.9	0.8	0.7	0.8	0.3	0.7	0.9	0.8	0.8
130000	1.9	1.7	0.2	0.2	0.3	0.8	0.6	0.8	0.8	0.9	0.2	0.5	0.7	1.4	0.8	0.7
140000	1.8	1.6	0.1	0.2	0.3	0.9	0.5	0.7	0.8	1.0	0.4	0.4	0.5	2.7	0.9	0.7
150000	2.5	1.6	0.1	0.2	0.3	1.4	0.6	0.7	0.8	0.9	0.4	0.3	0.5	3.6	0.7	0.7
160000	2.1	1.7	0.1	0.2	0.4	1.0	0.9	0.7	0.7	0.9	0.2	0.3	0.8	4.4	0.7	0.8
170000	2.1	1.7	0.1	0.2	0.4	0.9	0.8	0.7	0.7	0.9	0.1	0.2	0.8	6.4	0.6	0.7
180000	2.4	1.6	0.1	0.2	0.3	0.7	0.8	0.6	0.7	0.8	0.1	0.2	0.5	6.7	0.7	0.7
190000	2.3	1.7	0.2	0.3	0.3	0.8	0.6	0.8	0.7	0.8	0.1	0.2	0.4	7.0	0.8	0.5
200000	2.0	1.7	0.2	0.2	0.5	0.4	0.6	1.1	0.8	0.9	0.1	0.5	0.3	4.1	0.8	0.7
210000	2.7	1.7	0.2	0.3	0.3	0.5	0.7	0.8	0.8	0.8	0.1	0.5	0.3	1.5	0.7	0.6
220000	3.0	1.7	0.2	0.3	0.5	0.5	0.7	1.0	0.9	0.9	0.2	0.6	0.3	0.8	0.5	0.7
230000	2.5	1.6	0.2	0.2	0.3	0.5	0.6	1.0	0.7	0.8	0.4	0.6	0.3	0.9	0.6	0.7
Daily Max	4.3	2.6	1.8	0.3	0.5	1.5	1.1	1.1	0.9	1.0	1.1	0.6	0.8	7.0	1.0	0.9
Daily Min	1.5	1.5	0.1	0.1	0.2	0.3	0.5	0.5	0.7	0.7	0.1	0.2	0.2	0.3	0.5	0.5
Average	2.3	1.9	1.0	0.2	0.3	0.6	0.7	0.7	0.8	0.8	0.6	0.3	0.4	2.0	0.8	0.7

Caldron Falls Headwater Dissolved Oxygen Summary - August 2005

Time	08/17/06	08/18/06	08/19/06	08/20/06	08/21/06	08/22/06	08/23/06	08/24/06	08/25/06	08/26/06	08/27/06	08/28/06	08/29/06	08/30/06	08/31/06
HHMMSS	08/17/06	08/18/06	08/19/06	08/20/06	08/21/06	08/22/06	08/23/06	08/24/06	08/25/06	08/26/06	08/27/06	08/28/06	08/29/06	08/30/06	08/31/06
0	0.8	1.0	0.8	1.4	1.2	1.1	0.9	0.2	0.3	0.4	0.4	0.5	1.1	2.3	3.0
10000	0.8	1.1	0.8	1.3	1.1	1.2	0.7	0.2	0.3	0.6	0.5	0.6	1.6	2.5	3.3
20000	0.9	1.1	0.8	1.4	1.1	1.8	0.6	0.2	0.6	0.7	0.6	0.5	1.8	2.3	3.1
30000	0.8	1.1	0.8	1.2	1.3	1.5	0.4	0.2	0.3	0.7	0.8	0.4	2.2	2.6	3.0
40000	0.8	1.3	0.8	1.3	1.1	0.7	0.2	0.2	0.4	0.5	1.1	0.3	2.4	2.4	2.7
50000	0.7	1.0	0.8	1.3	1.1	0.4	0.2	0.2	0.6	0.6	1.2	0.2	2.1	2.2	3.0
60000	0.8	1.0	0.8	1.2	1.0	0.8	0.3	0.3	0.3	1.1	1.1	0.4	1.8	1.7	3.2
70000	0.8	1.1	0.8	1.1	1.1	0.5	0.2	0.3	0.2	0.9	1.1	0.3	1.5	1.7	3.3
80000	0.8	1.5	1.0	1.1	1.1	0.6	0.4	0.4	0.3	0.9	1.4	0.6	1.7	1.9	3.4
90000	0.8	1.4	1.0	1.0	1.2	0.6	0.4	0.3	0.5	1.1	1.2	0.7	1.5	2.3	3.7
100000	1.0	1.3	0.8	1.1	1.3	0.4	0.5	0.7	0.7	0.9	1.6	0.6	1.3	2.2	3.8
110000	0.8	1.1	0.7	1.1	1.3	0.3	0.5	0.4	0.5	1.1	1.3	0.5	1.2	2.0	3.9
120000	0.8	1.2	0.7	1.1	1.4	0.4	0.3	0.5	0.5	0.9	1.0	0.6	1.5	1.8	3.8
130000	0.9	1.2	0.9	1.0	0.9	0.5	0.1	0.5	0.4	1.1	0.7	0.6	2.1	1.8	3.7
140000	0.9	1.1	1.5	1.0	1.5	0.6	0.2	0.3	0.6	1.3	0.5	0.5	2.3	1.9	3.9
150000	1.0	1.0	2.5	1.0	2.0	0.6	0.2	0.3	0.4	0.9	0.6	0.8	2.5	2.3	3.9
160000	1.1	0.9	1.9	1.0	2.3	0.6	0.3	0.2	0.4	0.7	0.6	0.9	1.7	2.5	3.9
170000	0.8	0.8	1.4	1.0	1.1	0.4	0.4	0.1	0.5	0.7	0.7	0.7	1.1	2.3	3.9
180000	0.8	0.8	0.9	0.9	0.8	0.2	0.4	0.1	0.9	0.9	0.8	0.9	1.0	2.3	4.2
190000	0.7	0.9	0.8	0.9	0.4	0.1	0.3	0.1	1.0	0.8	0.4	1.7	0.8	2.7	4.3
200000	0.9	1.0	0.8	0.9	0.3	0.1	0.2	0.7	0.8	1.4	0.5	1.9	0.8	2.4	4.1
210000	1.2	0.9	0.9	0.9	0.4	0.2	0.2	0.6	0.5	0.9	0.4	2.0	0.8	2.0	4.1
220000	0.9	0.8	1.0	0.9	0.8	0.4	0.3	0.9	0.4	0.7	0.3	1.7	1.3	2.2	4.3
230000	1.2	0.8	1.2	0.9	0.6	0.5	0.4	0.8	0.4	0.4	0.3	1.3	2.0	2.3	5.3
Daily Max	1.2	1.5	2.5	1.4	2.3	1.8	0.9	0.9	1.0	1.4	1.6	2.0	2.5	2.7	5.3
Daily Min	0.7	0.8	0.7	0.9	0.3	0.1	0.1	0.1	0.2	0.4	0.3	0.2	0.8	1.7	2.7
Average	0.9	1.1	1.0	1.1	1.1	0.6	0.4	0.4	0.5	0.9	0.8	0.8	1.6	2.2	3.7

Caldron Falls Headwater Dissolved Oxygen Summary - September 2006

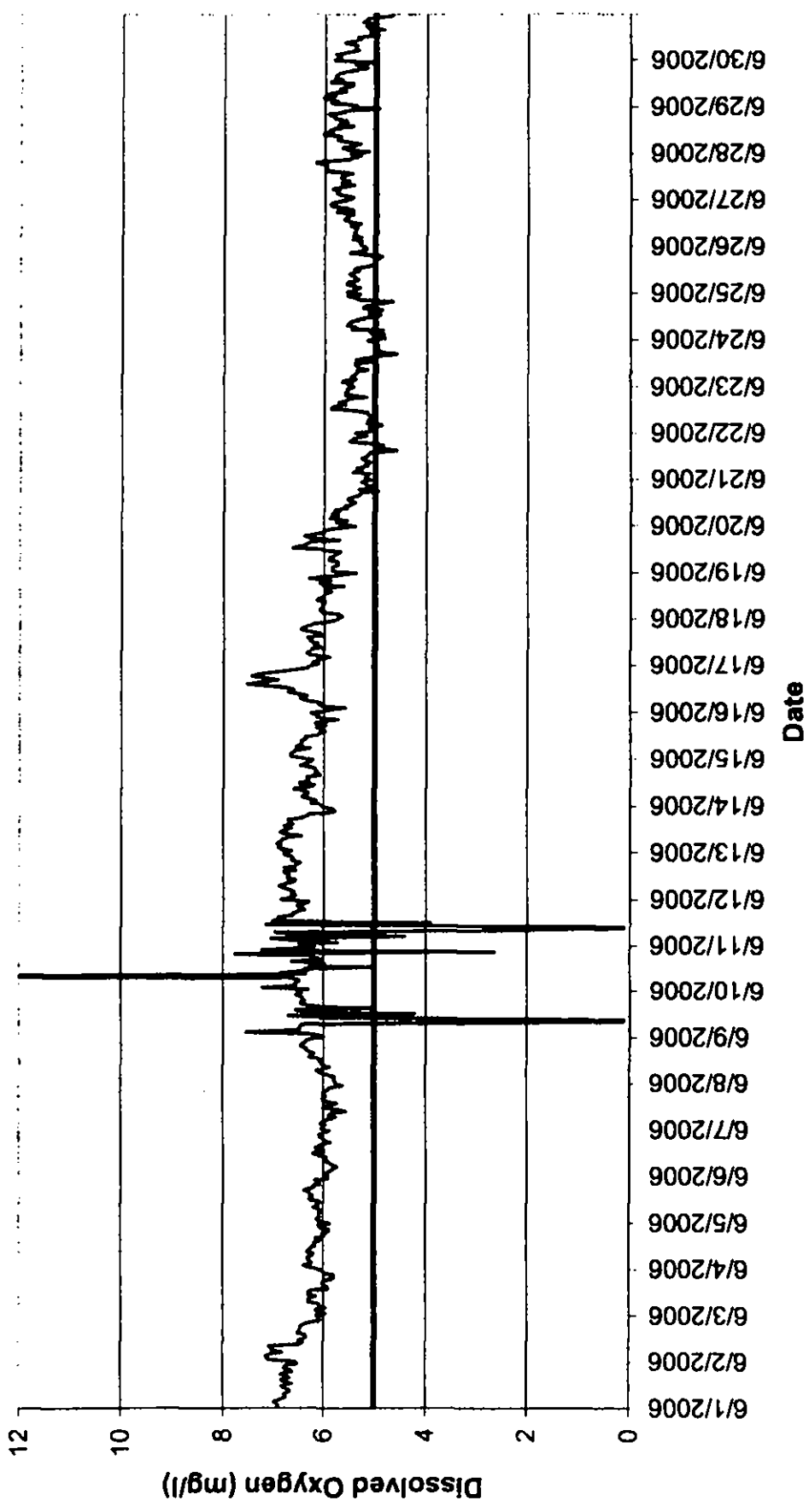
Time	09/01/06	09/02/06	09/03/06	09/04/06	09/05/06	09/06/06	09/07/06	09/08/06	09/08/06	09/09/06	09/10/06	09/11/06	09/12/06	09/13/06	09/14/06	09/15/06	09/16/06
HHMMSS	09/01/06	09/02/06	09/03/06	09/04/06	09/05/06	09/06/06	09/07/06	09/08/06	09/08/06	09/09/06	09/10/06	09/11/06	09/12/06	09/13/06	09/14/06	09/15/06	09/16/06
0	5.0	4.7	3.8	3.8	3.2	3.4	2.8	2.3	2.4	1.8	3.5	1.8	3.5	3.6	4.3	2.9	4.2
10000	4.8	4.9	4.1	3.8	3.2	2.9	2.4	2.7	2.5	1.9	3.1	1.5	3.7	4.4	2.9	4.2	
20000	5.0	5.7	4.1	3.4	3.4	2.7	2.3	2.5	2.1	2.3	3.1	1.5	3.2	5.0	3.0	4.1	
30000	5.5	5.1	3.7	2.8	3.4	2.7	2.1	2.9	1.5	2.2	1.8	1.3	3.9	4.0	3.2	3.7	
40000	5.7	4.7	4.1	2.6	3.3	2.8	1.9	2.9	1.4	2.2	1.4	1.8	3.2	3.7	3.7	4.2	
50000	5.7	4.8	5.1	2.7	3.0	2.8	2.0	3.1	1.4	2.3	1.3	1.7	4.5	4.1	3.3	4.1	
60000	5.4	5.6	5.9	2.7	2.8	2.8	2.3	3.1	1.3	2.1	1.1	1.9	3.9	3.8	3.1	4.0	
70000	5.1	5.8	6.2	2.7	2.7	2.5	2.5	3.1	1.7	2.2	0.8	1.7	4.3	4.8	3.3	4.0	
80000	4.7	5.5	6.0	3.2	2.8	2.5	2.6	2.8	1.3	2.5	0.9	1.9	4.5	4.1	3.5	3.9	
90000	5.3	6.0	6.7	3.0	2.8	2.2	2.5	2.6	1.4	2.3	1.2	1.8	4.6	3.3	3.5	3.8	
100000	5.8	5.2	6.3	2.9	2.6	2.8	2.4	2.5	1.6	3.4	1.3	1.7	4.8	4.0	3.3	3.9	
110000	5.2	4.7	5.9	2.7	2.7	2.7	2.3	2.4	1.7	3.0	1.2	2.0	4.4	4.8	3.1	3.8	
120000	4.8	5.0	5.8	2.8	2.5	2.5	2.5	2.2	0.9	2.0	1.2	2.1	5.2	4.0	3.4	3.9	
130000	4.4	4.5	5.5	2.5	2.8	2.3	2.9	1.3	1.3	2.2	1.0	2.3	5.0	3.9	3.7	3.9	
140000	3.8	3.8	4.8	2.4	3.0	2.2	2.9	1.9	1.7	1.7	0.8	2.5	5.5	3.5	3.9	3.8	
150000	4.4	3.4	4.8	2.3	3.5	2.4	3.1	2.0	1.7	2.3	0.9	3.1	5.1	3.7	3.7	4.0	
160000	4.5	3.2	4.4	3.1	3.6	2.6	3.3	2.3	3.2	1.6	0.8	3.2	4.8	4.2	3.8	4.3	
170000	4.8	3.2	4.4	3.1	3.2	2.9	3.3	2.4	3.4	2.8	0.8	3.1	4.4	3.6	4.1	4.1	
180000	5.0	3.2	4.7	3.0	2.8	3.0	2.8	1.9	3.5	2.2	1.2	3.5	3.6	4.1	4.0	4.1	
190000	4.8	3.2	5.4	3.2	2.7	3.0	2.4	2.4	3.3	2.0	1.3	3.4	3.8	4.3	4.0	4.3	
200000	4.5	3.3	5.4	3.2	2.5	2.7	2.1	2.0	3.0	2.7	2.0	3.7	3.6	3.3	3.9	4.2	
210000	4.4	3.2	5.1	3.4	2.8	2.8	2.0	1.8	3.0	2.6	1.7	3.6	4.1	2.8	3.9	4.1	
220000	4.3	3.5	4.6	3.1	3.0	3.0	1.9	1.6	3.1	3.1	1.6	3.6	4.9	3.2	3.8	4.5	
230000	4.7	3.8	3.8	3.1	3.7	2.8	2.0	2.4	2.4	3.8	1.7	4.0	4.9	3.1	4.1	4.2	
Daily Max	5.8	6.0	6.3	3.8	3.7	3.4	3.3	3.1	3.5	3.8	3.5	4.0	5.5	5.0	4.1	4.5	
Daily Min	3.8	3.2	3.7	2.3	2.5	2.2	1.9	1.3	0.9	1.6	0.8	1.3	3.2	2.8	2.9	3.7	
Average	4.9	4.4	5.0	3.0	3.0	2.7	2.5	2.4	2.2	2.4	1.5	2.4	4.3	3.9	3.5	4.1	

Caliron Falls Headwater Dissolved Oxygen Summary - September 2006

Time	09/17/06	09/18/06	09/19/06	09/20/06	09/21/06	09/22/06	09/23/06	09/24/06	09/25/06	09/26/06	09/27/06	09/28/06	09/29/06	09/30/06
HHMMSS	0	0	0	0	0	0	0	0	0	0	0	0	0	0
10000	4.1	6.2	8.4	8.2	8.2	6.7	6.8	5.4	7.3	8.3	8.7	8.5	7.5	7.6
20000	4.1	7.0	8.3	8.2	8.3	6.8	6.9	6.2	7.4	8.4	8.6	8.5	7.5	7.6
30000	4.0	7.2	8.3	8.2	8.3	6.8	6.9	6.2	7.7	8.2	8.5	8.5	7.7	7.3
40000	4.3	6.6	8.3	8.2	8.2	7.2	6.7	7.4	8.0	8.3	8.5	8.5	7.5	7.5
50000	4.3	4.7	8.3	8.2	8.3	6.7	6.5	7.9	8.1	8.2	8.4	8.5	7.7	7.8
60000	4.4	4.5	8.2	8.1	8.3	6.3	6.9	8.0	8.1	8.2	8.4	8.5	7.9	8.2
70000	4.1	4.4	8.2	8.1	8.1	6.3	6.9	7.5	8.0	8.2	8.4	8.5	7.9	8.3
80000	4.2	4.5	8.2	7.9	8.2	6.3	6.7	7.7	8.0	8.2	8.5	8.3	7.9	8.3
90000	3.8	4.5	8.2	8.1	8.0	6.1	6.0	7.6	7.9	8.2	8.5	8.4	8.0	7.9
100000	4.1	4.7	8.1	8.0	8.2	5.9	5.8	7.9	8.1	8.4	8.4	8.4	8.0	8.4
110000	4.4	5.5	8.2	7.9	8.0	5.1	6.0	7.1	8.0	8.3	8.3	8.4	8.2	8.2
120000	4.2	6.5	8.2	8.1	7.5	5.3	6.4	7.3	8.0	8.3	8.2	8.5	8.2	7.9
130000	4.2	5.8	8.3	8.1	6.7	5.5	6.3	7.5	8.1	8.5	8.2	8.4	8.1	8.3
140000	3.9	8.1	8.4	8.0	6.8	4.5	6.5	7.7	8.3	8.5	8.3	8.4	8.1	8.1
150000	3.9	8.9	8.4	8.2	7.0	5.1	5.9	7.7	8.2	8.6	8.3	8.4	8.2	8.4
160000	3.7	8.8	8.5	8.3	6.8	6.3	5.4	7.9	8.3	8.7	8.5	8.5	8.4	8.5
170000	4.5	8.6	8.4	8.3	7.1	6.5	5.2	7.8	8.4	8.9	8.4	8.6	8.5	8.6
180000	4.8	8.6	8.5	8.3	7.0	6.1	5.5	7.9	8.4	8.6	8.4	8.5	8.5	8.6
190000	5.1	8.6	8.5	8.4	7.0	6.3	5.6	8.1	8.3	9.0	8.4	8.4	8.4	8.9
200000	5.1	8.5	8.4	8.3	7.1	6.3	5.7	8.1	8.4	9.0	8.4	8.2	8.1	8.5
210000	5.4	8.4	8.4	8.2	6.7	6.5	5.6	8.6	8.4	8.9	8.6	8.0	8.1	8.9
220000	4.8	8.7	8.4	8.3	6.4	6.4	5.5	8.4	8.3	8.8	8.6	8.0	8.1	9.0
230000	4.5	8.7	8.3	8.3	6.4	6.7	5.4	8.0	8.4	8.8	8.5	8.0	8.0	8.9
Daily Max	5.4	8.9	8.5	8.4	8.3	7.2	6.9	8.6	8.4	9.0	8.7	8.6	8.5	9.0
Daily Min	3.7	4.4	8.1	7.9	6.3	4.5	5.2	5.4	7.3	8.2	8.2	7.6	7.5	7.3
Average	4.3	6.9	8.3	8.2	7.5	6.2	6.1	7.6	8.1	8.5	8.4	8.4	8.0	8.3

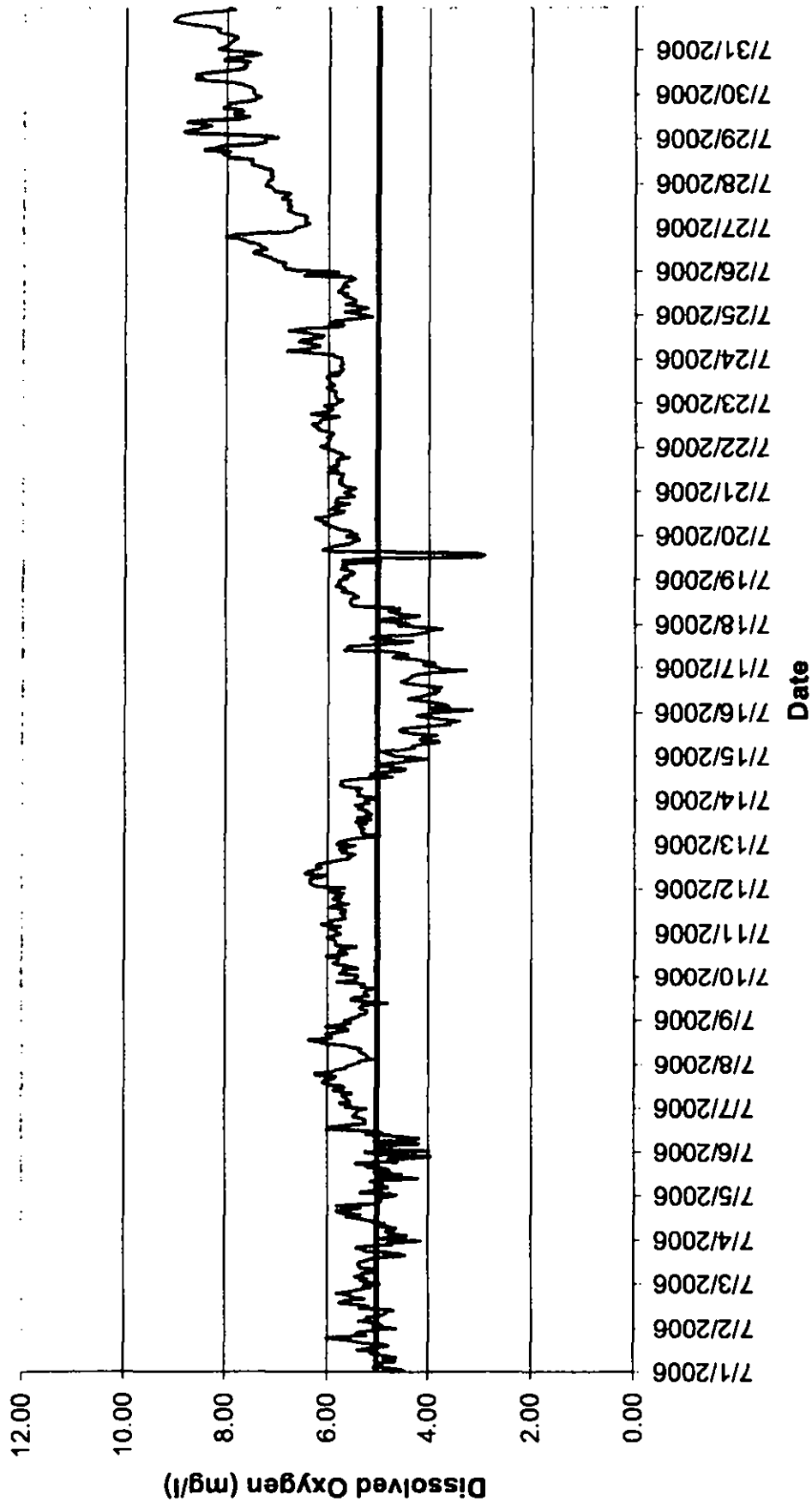
Caldron Falls Tailwater Dissolved Oxygen - June 2006

— June — Water Quality Standard




Caldron Falls Tailwater Dissolved Oxygen - July 2006

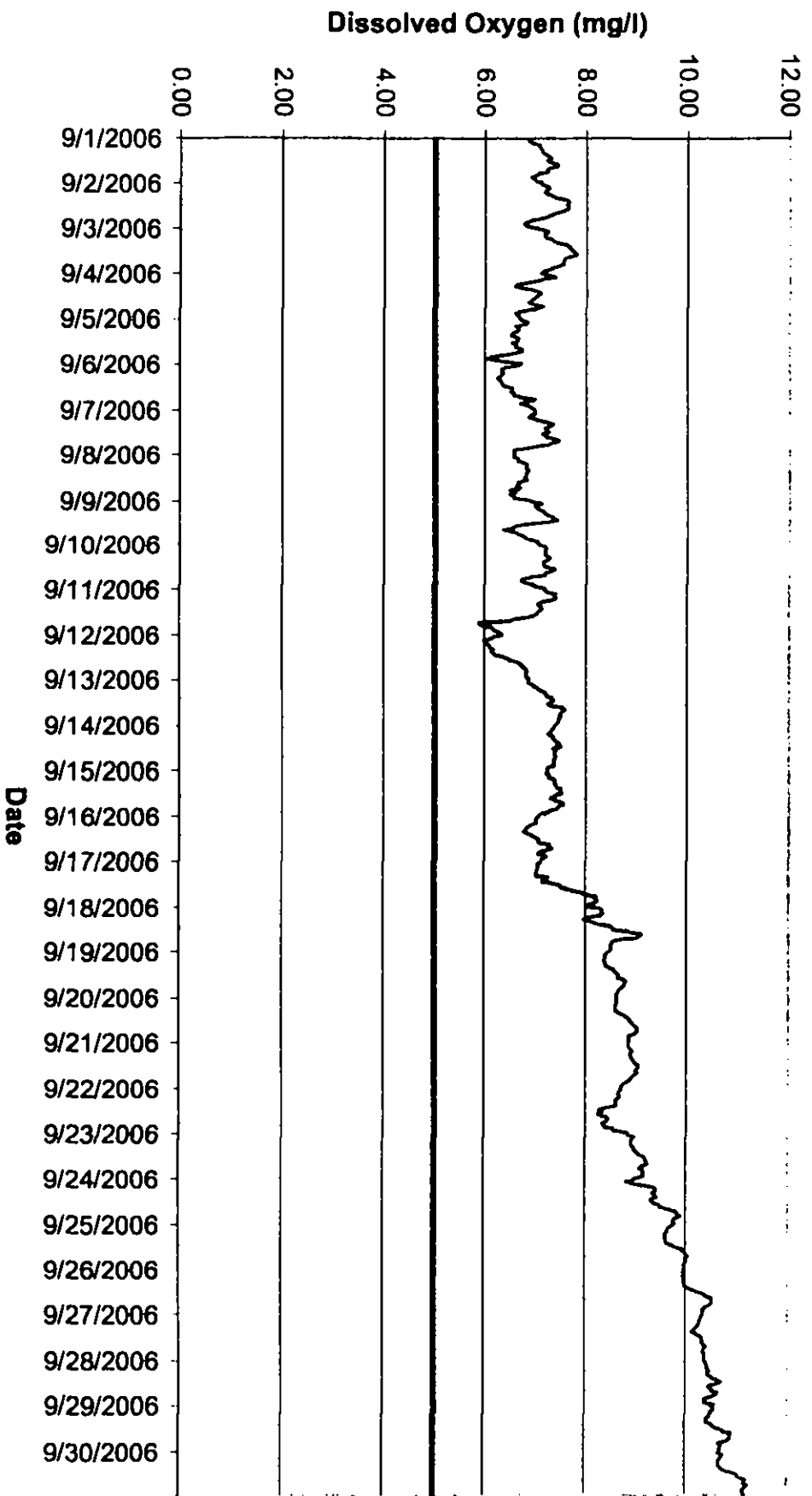
— July — Water Quality Standard



Caldron Falls Tailwater Dissolved Oxygen - August 2006



Caldron Falls Tailwater Dissolved Oxygen - September 2006



Caldron Falls Tailwater Dissolved Oxygen Summary - June 2006

Time	06/01/06	06/02/06	06/03/06	06/04/06	06/05/06	06/06/06	06/07/06	06/08/06	06/09/06	06/10/06	06/11/06	06/12/06	06/13/06	06/14/06	06/15/06	06/16/06
HRMMSS	0	6.9	7.1	6.0	6.3	6.0	6.0	5.8	6.0	6.3	6.5	6.7	6.6	6.1	6.5	6.0
10000	6.9	7.1	6.1	6.4	6.1	5.9	6.0	5.8	6.3	7.2	5.7	6.6	6.9	6.2	6.7	5.9
20000	6.9	7.1	6.2	6.2	6.1	5.9	6.0	5.8	7.5	6.5	6.7	6.7	6.9	6.2	6.7	5.6
30000	7.0	7.0	5.9	6.3	6.1	5.8	6.1	5.8	6.5	6.6	7.0	6.6	6.9	6.3	6.6	6.1
40000	6.8	6.8	6.1	6.3	6.1	5.7	6.0	5.9	6.5	6.5	4.4	6.7	6.9	6.4	6.6	6.0
50000	6.8	7.0	6.1	6.3	6.0	5.8	5.9	6.0	6.5	6.5	6.6	6.8	6.9	6.3	6.3	6.4
60000	6.8	7.0	6.3	6.2	6.0	5.9	5.8	6.1	6.4	6.6	7.0	6.9	6.8	6.3	6.5	6.4
70000	6.8	7.1	6.3	6.2	6.2	5.9	5.9	6.0	0.1	24.0	3.0	6.8	6.7	6.4	6.5	6.5
80000	6.7	6.5	6.3	6.3	6.1	6.0	5.8	5.9	0.1	6.4	0.1	6.6	6.4	6.6	6.4	6.3
90000	6.7	6.4	6.1	6.3	6.1	5.9	5.6	6.0	5.9	6.8	0.1	6.6	6.8	6.3	6.5	6.5
100000	6.8	6.5	6.3	6.2	6.1	6.1	5.8	6.0	6.7	6.3	7.2	6.7	6.9	6.2	6.4	6.7
110000	6.8	6.4	6.3	6.1	6.3	6.2	6.0	6.1	4.2	6.4	3.9	6.7	6.7	6.5	6.4	6.6
120000	6.6	6.3	6.2	6.2	6.3	6.0	5.9	6.0	6.4	5.0	7.0	6.7	6.6	6.3	6.1	6.7
130000	6.8	6.4	5.9	6.2	6.2	6.0	5.7	6.3	6.6	6.3	6.8	6.8	6.8	6.3	6.1	7.2
140000	6.8	6.5	5.9	6.1	6.3	6.1	5.9	6.3	5.0	6.0	6.9	6.6	6.6	6.3	6.0	7.5
150000	6.7	6.5	6.0	6.2	6.3	6.1	6.0	6.2	6.2	6.6	6.6	6.8	6.7	6.1	6.1	7.1
160000	6.7	6.5	6.0	6.0	6.4	6.0	6.0	6.3	6.4	6.0	6.6	6.6	6.7	6.2	6.1	6.9
170000	6.8	6.5	6.0	6.0	6.2	5.9	5.9	6.4	6.5	6.2	6.5	6.5	6.5	6.1	6.0	7.2
180000	6.6	6.4	5.8	6.0	6.2	6.0	6.0	6.4	6.4	6.3	6.4	6.5	6.3	6.2	6.2	7.4
190000	6.6	6.3	5.8	5.9	6.1	6.0	6.0	6.5	6.4	7.8	6.5	6.6	6.3	6.2	6.0	7.3
200000	6.8	6.1	5.8	5.9	6.1	6.1	5.9	6.4	6.4	2.6	6.5	6.6	5.8	6.5	5.7	6.9
210000	6.7	6.1	5.9	6.0	6.2	6.1	5.9	6.4	6.5	7.2	6.4	6.6	5.8	6.4	6.1	6.6
220000	6.5	6.1	6.0	6.1	5.9	6.0	5.6	6.3	6.4	6.3	6.3	6.8	5.8	6.3	6.1	6.3
230000	6.6	6.1	6.0	5.9	5.9	5.7	5.7	6.1	6.5	6.2	6.9	6.8	6.0	6.2	6.3	6.3
Daily Max	7.0	7.1	6.3	6.4	6.4	6.2	6.1	6.5	7.5	24.0	7.2	6.9	6.9	6.6	6.7	7.5
Daily Min	6.5	6.1	5.8	5.9	5.9	5.7	5.6	5.8	0.1	2.6	0.1	6.5	5.8	6.1	5.7	5.6
Average	6.8	6.6	6.1	6.1	6.1	6.0	5.9	6.1	5.8	7.0	5.7	6.7	6.6	6.3	6.3	6.6

** DO monitor in wrong location from June 1 through July 20, 2006. Monitor was located directly in tailrace, upstream of confluence with spillway.
License Minimum DO: 5.0 mg/l

Equipment malfunction 6/9 to 6/11

Caldron Falls Tailwater Dissolved Oxygen Summary - June 2008

Time	06/17/06	06/18/06	06/19/06	06/20/06	06/21/06	06/22/06	06/23/06	06/24/06	06/25/06	06/26/06	06/27/06	06/28/06	06/29/06	06/30/06
HHMMSS	06/17/06	06/18/06	06/19/06	06/20/06	06/21/06	06/22/06	06/23/06	06/24/06	06/25/06	06/26/06	06/27/06	06/28/06	06/29/06	06/30/06
0	6.1	5.7	5.8	5.6	5.2	5.1	5.4	4.8	5.8	5.3	5.4	5.1	5.4	5.7
10000	6.2	5.8	5.8	5.8	5.2	6.1	5.4	5.1	6.4	5.3	5.5	5.5	5.9	5.7
20000	6.1	5.7	5.8	5.5	5.1	5.1	5.6	4.8	5.3	5.3	5.7	5.8	5.7	5.8
30000	6.1	6.0	5.7	5.9	5.4	4.9	5.4	5.1	5.4	5.4	5.8	5.4	5.9	5.6
40000	5.9	6.1	5.7	5.7	5.3	5.2	5.5	4.9	6.8	5.3	5.7	5.3	6.0	5.3
50000	6.3	6.0	5.7	5.8	5.4	5.1	5.4	5.5	5.5	5.4	5.8	5.5	5.8	5.4
60000	6.3	6.0	5.9	5.7	5.2	5.1	5.4	5.6	5.3	5.4	5.8	5.7	5.9	5.4
70000	6.3	6.0	5.9	5.8	5.2	5.0	5.4	5.8	5.4	5.4	5.4	5.7	5.8	5.4
80000	6.2	6.0	5.8	5.6	5.1	5.1	5.2	5.5	5.4	5.4	5.7	5.7	5.7	5.6
90000	6.1	6.1	5.8	5.6	5.2	5.1	5.3	5.5	5.5	5.4	5.5	8.0	5.8	5.4
100000	6.2	6.1	5.7	5.4	6.3	5.2	5.4	5.3	5.4	5.5	5.7	8.0	5.8	5.5
110000	6.1	6.0	6.0	5.4	5.2	5.5	5.4	5.2	5.3	5.3	5.7	5.9	5.4	5.4
120000	6.3	6.0	6.6	5.5	5.1	5.9	5.0	4.9	5.4	5.5	5.6	5.9	5.8	4.9
130000	6.2	5.9	6.4	5.5	5.1	5.8	5.4	5.1	5.2	5.6	5.5	5.4	5.9	5.1
140000	6.3	6.0	6.3	5.4	4.6	5.6	5.1	5.1	5.0	5.5	5.9	5.7	5.8	5.1
150000	6.0	5.9	6.2	5.3	4.8	5.7	5.0	4.9	6.0	5.5	5.9	5.6	5.8	4.9
160000	6.1	5.8	5.7	5.3	5.0	5.6	4.6	5.2	5.0	5.6	6.0	5.6	5.7	5.2
170000	6.3	6.1	6.3	5.0	4.8	5.5	4.9	5.2	5.0	5.8	6.0	5.8	5.6	5.2
180000	6.5	6.1	6.4	5.3	5.1	6.2	5.0	4.9	4.9	5.8	5.9	5.8	5.4	5.0
190000	6.4	5.9	6.1	6.0	5.5	5.6	5.0	4.7	5.2	5.7	5.9	5.9	5.2	5.3
200000	6.3	6.3	6.0	5.2	5.4	5.8	5.0	5.3	5.5	5.9	6.5	5.7	5.2	5.1
210000	6.2	6.0	6.0	5.2	5.3	5.5	6.0	5.4	5.2	5.9	6.5	5.5	5.4	6.2
220000	5.9	5.7	5.8	5.3	5.2	5.5	5.0	5.5	5.2	5.8	5.3	4.9	5.0	4.7
230000	5.8	5.4	5.4	6.1	6.4	5.4	6.2	5.3	6.2	5.6	5.5	5.4	5.8	4.7
Daily Max	6.5	6.3	6.6	5.9	5.5	5.9	5.6	5.6	6.4	5.9	6.2	6.0	6.0	5.8
Daily Min	5.8	5.4	5.4	5.0	4.6	4.9	4.6	4.7	4.9	5.3	5.3	4.9	5.0	4.7
Average	6.2	5.9	5.9	5.4	5.2	5.3	5.2	5.2	5.3	5.5	5.7	5.6	5.6	5.3

Caldron Falls Tailwater Dissolved Oxygen Summary - July 2006

Time	07/01/06	07/02/06	07/03/06	07/04/06	07/05/06	07/06/06	07/08/06	07/09/06	07/10/06	07/11/06	07/12/06	07/13/06	07/14/06	07/15/06	07/16/06
HHMMSS	07/01/06	07/02/06	07/03/06	07/04/06	07/05/06	07/06/06	07/08/06	07/09/06	07/10/06	07/11/06	07/12/06	07/13/06	07/14/06	07/15/06	07/16/06
0	4.5	5.1	5.2	4.9	4.6	5.6	5.4	5.5	5.4	5.8	5.7	5.8	5.1	4.7	3.7
10000	4.5	4.9	5.3	4.8	5.3	5.5	5.4	5.4	5.7	5.9	6.2	5.7	5.0	4.8	3.2
20000	5.1	5.0	5.2	4.4	5.1	5.7	5.1	5.4	5.6	5.9	6.3	5.6	5.4	4.9	4.0
30000	4.9	5.4	5.4	4.7	4.8	5.5	5.2	5.2	5.7	5.7	6.3	5.4	5.4	4.6	3.6
40000	5.0	5.1	5.3	4.8	4.8	5.6	5.2	5.2	5.4	6.1	6.3	4.9	5.4	4.3	3.7
50000	4.8	5.2	5.3	4.7	5.0	5.8	5.2	5.3	5.5	5.9	6.3	5.2	5.4	4.3	3.9
60000	4.9	4.9	5.0	4.6	4.9	5.7	5.3	5.3	5.7	5.9	6.1	5.3	5.3	4.2	4.2
70000	4.6	4.8	5.0	4.9	5.1	5.5	4.2	5.3	5.9	5.7	6.0	5.3	5.7	3.8	4.4
80000	4.8	4.8	5.3	4.9	4.8	5.7	5.3	4.8	5.8	5.7	6.4	5.3	5.8	3.8	4.2
90000	5.1	4.7	5.3	5.1	4.2	5.9	5.5	5.2	5.8	5.7	6.4	5.4	5.7	4.2	4.0
100000	5.1	5.3	5.4	5.1	5.0	5.7	5.6	5.5	5.8	5.7	6.2	5.4	5.7	4.1	3.9
110000	5.4	5.2	5.3	5.4	4.5	5.2	6.0	5.5	6.0	5.6	6.1	5.2	5.5	3.8	3.8
120000	5.2	5.4	5.2	5.6	5.1	6.0	6.2	5.2	5.6	5.7	6.2	5.4	4.7	4.2	3.9
130000	4.8	5.8	5.1	5.3	4.8	6.1	6.4	5.2	5.8	5.9	6.2	5.1	5.1	4.5	3.8
140000	4.9	5.6	4.8	5.7	4.9	6.0	5.8	5.3	5.8	5.9	5.9	5.4	5.1	4.8	4.1
150000	5.3	5.3	4.4	5.8	5.2	5.9	5.9	5.2	5.8	5.6	5.7	5.2	4.7	4.5	4.4
160000	5.5	5.5	4.6	5.5	5.2	5.8	6.0	5.1	5.4	5.8	5.6	5.1	4.5	4.1	4.6
170000	5.8	5.5	5.2	5.3	5.4	6.2	5.8	5.3	5.8	5.8	5.6	5.2	4.5	3.6	4.4
180000	6.0	5.8	5.3	5.8	4.6	6.2	5.6	5.3	5.9	5.9	5.4	5.2	5.0	3.6	4.4
190000	5.2	5.5	5.4	5.0	4.8	5.9	5.6	5.3	5.9	5.7	5.7	5.4	5.0	3.4	4.3
200000	5.4	5.4	5.1	5.0	4.4	5.8	6.0	5.8	5.9	5.8	5.6	5.3	4.7	3.8	4.2
210000	5.3	5.1	4.7	4.9	4.0	5.6	5.7	5.4	6.0	5.7	5.8	5.5	4.5	4.0	4.0
220000	5.0	5.3	4.8	5.0	4.9	5.6	5.5	5.4	5.9	6.0	5.8	5.2	4.1	4.2	3.3
230000	4.6	5.0	4.1	4.7	5.2	5.5	5.6	5.4	5.7	5.9	5.4	5.3	4.3	4.0	3.8
Daily Max	6.0	5.8	5.4	5.8	5.4	6.2	6.4	5.8	6.0	6.1	6.4	5.8	5.8	4.9	4.6
Daily Min	4.5	4.7	4.1	4.4	4.0	5.5	5.1	4.8	5.4	5.6	5.4	4.9	4.1	3.4	3.2
Average	5.1	5.2	5.1	5.1	4.9	5.8	5.8	5.3	5.7	5.8	6.0	5.3	5.1	4.2	4.0

License Minimum Dissolved Oxygen: 5.0 mg/l

Calhoun Falls Tailwater Dissolved Oxygen Summary - July 2006

Time	07/17/06	07/18/06	07/19/06	07/20/06	07/21/06	07/22/06	07/23/06	07/24/06	07/25/06	07/26/06	07/27/06	07/28/06	07/29/06	07/30/06	07/31/06
HHMMSS	038	044	056	054	055	062	058	057	054	067	065	072	070	075	082
10000	4.1	5.0	5.7	5.5	5.5	6.0	5.7	5.9	5.7	6.8	6.4	7.1	7.8	7.5	8.1
20000	3.9	4.9	5.5	5.5	5.6	6.0	5.8	5.9	5.3	6.9	6.5	7.1	8.7	7.5	8.0
30000	4.1	4.5	5.5	5.8	5.7	6.0	5.9	6.4	5.2	6.9	6.5	7.1	8.8	7.5	8.0
40000	4.3	4.2	5.8	5.9	5.8	6.0	5.9	6.8	5.4	6.8	6.4	7.2	8.6	7.6	7.9
50000	4.7	4.5	5.8	6.0	5.7	6.0	5.9	6.4	5.7	7.0	6.4	7.1	8.5	7.7	7.9
60000	4.6	4.8	5.6	6.1	5.8	5.9	5.8	6.2	5.5	7.1	6.5	7.1	8.3	7.9	7.8
70000	4.4	4.8	5.7	6.0	5.7	5.9	6.0	6.2	5.5	7.2	6.7	7.2	8.4	8.4	7.8
80000	4.7	4.6	5.7	6.2	5.7	6.0	6.0	6.4	5.5	7.3	6.8	7.3	8.8	8.6	8.0
90000	5.7	5.5	5.0	6.3	5.7	6.2	5.9	6.6	5.6	7.5	6.8	7.5	8.5	8.5	8.1
100000	5.6	5.5	5.7	6.0	6.0	6.2	5.9	6.5	5.7	7.4	6.8	7.5	7.7	8.6	8.2
110000	5.6	5.8	4.9	6.0	5.8	6.3	6.0	6.1	5.6	7.2	6.7	7.5	7.6	8.4	8.1
120000	5.1	5.5	3.0	5.7	5.8	6.3	6.0	6.1	5.8	7.2	6.8	7.5	7.8	8.1	8.3
130000	4.7	5.5	2.9	5.7	6.0	6.2	6.0	6.3	5.7	7.4	6.8	8.0	7.8	7.7	8.5
140000	4.3	5.4	3.1	5.9	5.8	6.2	6.0	0.0	5.7	7.3	6.8	8.0	7.7	7.6	8.7
150000	4.9	5.5	5.9	5.9	5.8	6.1	5.8	6.8	5.6	7.6	6.9	8.1	7.8	7.7	8.9
160000	5.2	5.5	6.1	5.8	5.8	5.8	5.9	6.5	5.7	7.6	6.8	7.9	6.1	7.6	9.1
170000	4.8	5.7	5.9	5.6	5.8	6.1	5.7	5.7	5.7	7.7	6.8	8.4	7.9	7.6	9.0
180000	4.3	5.6	5.9	5.9	5.6	6.3	5.7	5.7	5.6	8.0	6.8	8.3	8.0	8.1	9.0
190000	4.1	5.7	5.6	5.8	5.7	6.0	5.7	6.0	5.5	7.8	7.0	8.0	7.8	7.9	8.9
200000	4.0	5.8	5.5	5.8	5.7	5.9	5.8	5.9	5.6	7.3	7.1	7.4	7.5	7.6	8.7
210000	3.7	5.8	5.4	5.5	5.8	5.9	5.7	5.6	6.5	6.7	7.1	7.2	7.4	7.4	8.1
220000	4.1	5.8	5.4	5.8	5.9	6.1	5.7	5.1	6.3	6.7	7.3	7.2	7.3	7.5	7.8
230000	4.6	5.8	5.6	5.7	6.0	5.8	5.7	5.2	5.8	6.6	7.2	7.3	7.4	8.0	8.0
Daily Max	5.7	5.8	6.1	6.3	6.0	6.3	6.0	6.8	6.5	8.0	7.3	8.4	8.8	8.6	9.1
Daily Min	3.7	4.2	2.9	5.4	5.5	5.8	5.7	0.0	5.2	6.6	6.4	7.1	7.0	7.4	7.8
Average	4.5	5.2	5.3	5.8	5.8	6.1	5.8	5.8	5.7	7.2	6.8	7.5	8.0	7.8	8.3

DO monitor moved to downstream location on 7/20/06.

Caddron Falls Tailwater Dissolved Oxygen Summary - August 2006

Time	08/01/06	08/02/06	08/03/06	08/04/06	08/05/06	08/06/06	08/07/06	08/08/06	08/09/06	08/10/06	08/11/06	08/12/06	08/13/06	08/14/06	08/15/06	08/16/06
0	8.1	9.1	10.4	7.4	7.7	7.7	7.5	6.9	7.5	6.2	7.2	7.0	6.9	6.8	8.1	6.5
10000	8.2	8.7	10.4	7.4	7.5	7.6	7.6	6.9	7.5	6.1	7.2	6.9	7.0	6.7	8.1	6.7
20000	8.0	8.5	10.5	7.4	7.5	7.7	7.5	7.3	7.6	6.1	6.3	6.9	6.8	6.6	8.0	6.8
30000	8.0	8.2	10.5	7.4	7.6	7.7	7.0	7.5	7.6	6.8	6.0	7.0	6.9	6.6	7.9	6.8
40000	7.9	8.1	10.5	7.4	7.6	7.7	6.9	7.5	7.6	7.1	5.9	7.1	6.9	6.5	7.8	6.8
50000	7.9	8.1	10.5	7.4	7.6	7.8	6.9	7.5	7.6	7.1	5.9	7.2	6.7	6.6	7.7	6.8
60000	7.8	8.0	10.5	7.5	7.6	7.8	7.0	7.5	7.6	7.2	6.0	7.4	6.8	6.6	7.7	6.8
70000	7.9	7.8	10.5	7.5	7.7	7.7	7.1	7.8	7.6	7.1	6.0	7.4	6.9	7.2	7.4	6.9
80000	8.0	7.9	10.6	7.5	7.7	7.8	7.3	7.6	7.7	7.3	6.1	7.4	6.9	7.5	7.6	6.8
90000	8.2	8.9	10.6	7.6	7.7	7.8	7.3	7.7	7.7	7.5	6.3	7.4	7.0	7.7	7.8	6.9
100000	8.2	9.6	10.7	7.7	7.7	7.8	7.5	7.6	7.7	7.5	6.5	7.5	7.2	8.1	8.0	7.0
110000	8.4	9.6	10.7	7.7	7.7	7.9	7.5	7.7	7.6	7.5	6.5	7.3	7.2	8.2	8.1	7.0
120000	8.4	9.9	10.7	7.6	7.7	7.9	7.4	7.6	7.6	7.4	6.5	7.5	7.2	8.3	8.0	7.1
130000	8.5	10.1	7.5	7.6	7.7	7.9	7.3	7.7	7.6	7.3	6.4	7.5	7.1	8.4	7.8	6.9
140000	8.5	10.2	7.6	7.6	7.7	7.8	7.3	7.7	7.6	7.3	6.4	7.4	7.2	8.5	7.9	6.9
150000	8.5	10.4	7.5	7.6	7.7	7.8	7.3	7.7	7.6	7.5	6.4	7.4	7.2	8.5	7.8	6.8
160000	8.5	10.4	7.4	7.6	7.6	7.8	7.2	7.7	7.5	7.3	7.0	7.4	7.2	8.5	7.5	6.8
170000	8.5	10.3	7.4	7.5	7.7	7.8	7.1	7.6	7.3	7.3	7.0	7.2	7.2	8.5	7.5	6.8
180000	8.9	10.3	7.4	7.5	7.6	7.9	7.1	7.5	7.2	7.4	6.9	7.0	7.1	8.5	7.2	6.7
190000	8.9	10.4	7.4	7.5	7.6	7.8	7.1	7.5	7.2	7.2	6.9	6.7	6.9	8.4	6.9	6.6
200000	9.0	10.3	7.4	7.6	7.6	7.6	7.0	7.5	7.2	7.3	6.8	6.6	6.8	8.4	6.9	6.5
210000	9.5	10.3	7.5	7.6	7.6	7.5	7.0	7.5	7.2	7.2	6.8	6.6	6.5	8.4	6.9	6.3
220000	9.5	10.3	7.5	7.6	7.6	7.5	7.1	7.6	7.0	7.3	6.8	6.7	6.5	8.3	6.7	6.4
230000	9.3	10.3	7.5	7.7	7.6	7.5	7.1	7.8	6.2	7.3	6.9	6.8	6.6	8.2	6.6	6.4
Daily Max	9.5	10.4	10.7	7.7	7.7	7.9	7.6	7.7	7.7	7.5	7.2	7.5	7.2	8.5	8.1	7.1
Daily Min	7.8	7.8	7.4	7.4	7.5	7.5	6.9	6.9	6.2	6.1	5.9	6.6	6.5	6.5	6.6	6.3
Average	8.4	9.4	9.1	7.5	7.6	7.7	7.2	7.5	7.4	7.1	6.5	7.1	6.9	7.8	7.6	6.7

License Minimum Dissolved Oxygen: 5.0 mg/l

Caldron Falls Tailwater Dissolved Oxygen Summary - August 2006

Time	08/17/06	08/18/06	08/19/06	08/20/06	08/21/06	08/22/06	08/23/06	08/24/06	08/25/06	08/26/06	08/27/06	08/28/06	08/29/06	08/30/06	08/31/06
0	6.5	6.7	6.1	7.3	6.1	7.2	6.0	7.0	7.7	6.7	7.7	6.8	7.2	7.4	7.0
10000	6.4	6.7	5.8	7.4	6.1	7.4	6.1	7.0	7.8	6.7	7.8	6.9	7.3	7.4	7.3
20000	6.4	6.7	5.5	7.2	6.2	7.4	6.2	6.9	7.9	6.8	7.7	7.1	7.3	7.4	7.2
30000	6.5	6.6	5.4	7.0	6.2	7.4	6.2	7.0	7.9	6.8	7.7	7.1	7.3	7.4	7.1
40000	6.5	6.7	5.4	6.4	6.2	7.3	6.2	6.6	7.8	6.8	7.8	7.0	7.3	7.4	7.1
50000	6.6	6.7	5.4	6.3	6.2	7.3	6.1	6.5	7.8	6.7	7.8	6.9	7.3	7.5	7.0
60000	6.6	6.6	5.5	6.3	6.2	6.8	6.0	6.5	7.7	6.7	7.8	6.8	7.3	7.5	7.1
70000	6.5	6.5	5.5	6.4	6.2	6.6	6.1	6.5	7.6	6.7	7.8	6.9	7.3	7.5	7.2
80000	6.6	6.7	5.5	6.5	6.3	6.7	6.1	6.6	7.7	6.8	7.8	7.0	7.3	7.5	7.4
90000	6.6	6.7	5.6	6.7	7.1	6.7	6.2	6.7	7.6	6.9	8.0	6.9	7.4	7.8	7.5
100000	6.7	6.8	5.6	6.7	7.4	6.9	7.1	7.9	7.7	7.0	8.0	7.1	7.5	7.8	7.5
110000	6.7	6.7	5.9	6.8	7.5	7.4	6.6	7.2	7.9	7.0	8.0	7.2	7.5	7.1	7.5
120000	6.7	6.9	5.9	6.8	7.5	6.8	6.5	6.9	7.8	7.4	8.1	7.2	7.5	7.1	7.5
130000	6.9	6.8	5.5	6.7	7.5	6.5	6.3	6.9	7.8	7.7	7.8	7.2	7.4	7.1	6.7
140000	6.9	6.8	5.5	6.6	7.4	6.5	6.2	6.8	7.8	7.9	7.8	7.2	7.5	7.1	6.7
150000	6.9	6.8	5.6	6.4	7.5	6.5	6.4	6.8	7.4	7.9	7.4	7.3	7.5	7.2	6.6
160000	7.0	6.8	5.9	6.5	7.8	6.5	6.3	6.7	7.1	8.0	7.3	7.3	7.6	7.1	6.6
170000	7.0	6.7	6.8	6.4	7.8	6.4	6.7	6.7	6.8	7.9	7.2	7.2	7.8	7.0	6.7
180000	6.9	6.7	6.7	6.3	7.5	6.3	7.0	6.7	6.7	7.9	7.1	7.1	7.4	6.9	6.7
190000	6.7	6.6	6.6	6.1	7.4	6.1	7.1	6.6	6.8	7.9	7.1	7.1	7.4	6.9	6.5
200000	6.7	6.6	7.1	6.0	7.4	5.9	7.0	6.6	6.8	7.9	7.0	7.2	7.4	6.9	6.4
210000	6.6	6.2	7.2	6.0	7.4	5.8	6.9	7.2	6.9	7.9	6.9	7.3	7.4	6.9	6.4
220000	6.6	6.1	7.3	6.0	7.3	5.8	6.9	7.3	6.8	7.8	6.9	7.3	7.4	6.8	6.5
230000	6.7	6.1	7.4	6.0	7.2	5.9	7.0	7.5	6.8	7.8	6.9	7.3	7.3	6.8	6.7
Daily Max	7.0	6.9	7.4	7.4	7.8	7.4	7.1	7.9	7.9	8.0	8.1	7.3	7.6	7.8	7.5
Daily Min	6.4	6.1	5.4	6.0	6.1	5.8	6.0	6.5	6.7	6.7	6.9	6.8	7.2	6.8	6.4
Average	6.7	6.6	6.0	6.5	7.0	6.7	6.5	6.9	7.4	7.3	7.5	7.1	7.4	7.2	6.9

Calhoun Falls Tailwater Dissolved Oxygen Summary - September 2006


Time	09/01/06	09/02/06	09/03/06	09/04/06	09/05/06	09/06/06	09/07/06	09/08/06	09/09/06	09/10/06	09/11/06	09/12/06	09/13/06	09/14/06	09/15/06	09/16/06
0	6.9	7.1	7.2	7.3	6.7	6.7	7.0	6.6	7.0	7.1	7.2	6.2	6.9	7.4	7.2	7.0
10000	6.9	7.2	7.2	7.4	6.8	6.4	7.0	6.6	7.1	7.2	7.2	6.1	6.9	7.4	7.2	7.0
20000	7.0	7.3	7.2	7.1	6.8	6.3	6.9	6.6	7.0	7.2	7.4	6.0	6.9	7.3	7.3	7.0
30000	7.1	7.2	7.2	7.1	6.6	6.3	6.9	6.7	7.0	7.2	7.4	6.0	7.0	7.3	7.3	7.0
40000	7.1	7.2	7.2	6.8	6.7	6.4	7.0	6.7	7.1	7.2	7.4	6.0	7.1	7.3	7.4	6.8
50000	7.1	7.2	7.3	6.6	6.7	6.3	7.1	6.8	7.2	7.2	7.3	6.1	7.1	7.3	7.4	6.9
60000	7.1	7.3	7.4	6.6	6.6	6.3	7.2	6.8	7.2	7.2	7.1	6.1	7.2	7.4	7.4	6.8
70000	7.1	7.4	7.4	6.7	6.5	6.2	7.4	6.8	7.2	7.3	7.0	6.2	7.2	7.4	7.4	6.8
80000	7.2	7.6	7.6	6.9	6.5	6.3	7.3	6.9	7.3	7.3	7.1	6.1	7.3	7.4	7.4	6.8
90000	7.3	7.7	7.7	7.0	6.6	6.3	7.2	6.8	7.4	7.2	7.1	6.2	7.3	7.5	7.5	6.9
100000	7.3	7.6	7.7	7.1	6.7	6.3	7.2	6.8	7.4	7.2	7.1	6.2	7.4	7.4	7.5	6.9
110000	7.2	7.6	7.7	7.0	6.6	6.4	7.3	6.8	7.2	7.2	7.1	6.3	7.3	7.5	7.5	7.0
120000	7.3	7.7	7.8	7.0	6.5	6.5	7.1	6.8	6.8	7.2	7.1	6.4	7.2	7.4	7.4	7.1
130000	7.4	7.6	7.8	6.9	6.5	6.5	7.2	6.8	6.6	7.4	7.0	6.5	7.3	7.4	7.4	7.1
140000	7.4	7.5	7.7	6.9	6.6	6.5	7.2	6.8	6.5	7.3	6.9	6.6	7.5	7.4	7.3	7.1
150000	7.3	7.4	7.6	6.9	6.7	6.6	7.4	6.7	6.4	7.2	6.6	6.7	7.6	7.4	7.4	7.3
160000	7.2	7.3	7.6	7.0	6.7	6.6	7.5	6.8	6.5	7.2	6.5	6.7	7.5	7.4	7.5	7.3
170000	7.2	7.2	7.5	7.1	6.8	6.8	7.3	6.7	6.6	6.9	5.9	6.8	7.5	7.4	7.6	7.3
180000	7.1	7.1	7.5	7.0	6.4	7.0	7.2	6.5	6.7	6.7	5.9	6.8	7.5	7.4	7.4	7.2
190000	7.0	6.9	7.5	6.8	6.2	6.9	7.0	6.8	6.8	6.7	6.1	6.8	7.5	7.4	7.5	7.1
200000	6.9	6.8	7.4	6.6	6.0	6.7	6.8	6.5	6.8	6.8	6.2	6.8	7.5	7.4	7.3	7.1
210000	7.0	6.8	7.2	6.6	6.2	6.8	6.8	6.6	6.9	6.9	6.2	6.8	7.5	7.4	7.3	7.2
220000	7.0	6.8	7.2	6.7	6.5	6.9	6.6	6.6	7.0	7.0	6.3	6.8	7.4	7.2	7.1	7.2
230000	7.1	7.0	7.1	6.7	6.7	7.0	6.6	6.8	7.1	7.2	6.3	6.9	7.4	7.3	7.1	7.1
Daily Max	7.4	7.7	7.8	7.4	6.8	7.0	7.5	6.9	7.4	7.4	7.4	6.9	7.6	7.5	7.6	7.3
Daily Min	6.9	6.8	7.1	6.6	6.0	6.2	6.6	6.5	6.4	6.7	5.9	6.0	6.9	7.2	7.1	6.8
Average	7.1	7.3	7.4	6.9	6.6	6.5	7.1	6.7	6.9	7.1	6.8	6.4	7.3	7.4	7.4	7.0

License Minimum Dissolved Oxygen: 5.0 mg/l


Caldron Falls Tailwater Dissolved Oxygen Summary - September 2006

Time	09/17/06	09/18/06	09/19/06	09/20/06	09/21/06	09/22/06	09/23/06	09/24/06	09/25/06	09/26/06	09/27/06	09/28/06	09/29/06	09/30/06
HI-MMS	7.1	8.3	8.4	8.6	8.8	8.7	8.8	8.9	9.7	10.0	10.3	10.4	10.5	10.7
0	7.1	8.3	8.4	8.6	8.8	8.7	8.8	8.8	9.7	9.8	10.3	10.4	10.5	10.7
10000	7.1	8.3	8.4	8.6	8.8	8.6	8.9	9.0	9.6	9.8	10.3	10.4	10.6	10.7
20000	7.1	8.3	8.4	8.6	8.8	8.6	8.9	9.0	9.6	9.8	10.3	10.4	10.5	10.7
30000	7.1	8.3	8.4	8.6	8.8	8.6	8.9	9.2	9.6	9.9	10.3	10.4	10.5	10.7
40000	7.0	8.3	8.4	8.6	8.9	8.7	8.9	9.4	9.6	10.0	10.3	10.4	10.5	10.7
50000	7.1	8.1	8.4	8.6	8.9	8.6	8.9	9.4	9.6	10.0	10.2	10.5	10.5	10.7
60000	7.0	8.0	8.4	8.6	8.9	8.6	8.9	9.4	9.6	10.0	10.2	10.4	10.4	10.7
70000	7.0	8.0	8.4	8.6	8.9	8.6	9.0	9.3	9.6	10.0	10.2	10.4	10.4	10.7
80000	7.3	8.1	8.5	8.7	8.9	8.6	9.0	9.4	9.6	10.0	10.1	10.5	10.4	10.7
90000	7.2	8.3	8.5	8.7	8.9	8.6	9.0	9.4	9.6	10.0	10.2	10.5	10.5	10.7
100000	7.1	8.5	8.6	8.8	9.0	8.4	9.1	9.3	9.7	10.1	10.2	10.6	10.6	10.8
110000	7.4	8.5	8.6	8.9	9.0	8.3	9.2	9.3	9.8	10.2	10.3	10.7	10.6	10.9
120000	7.5	8.5	8.7	8.9	9.0	8.3	9.2	9.3	9.9	10.3	10.3	10.6	10.7	11.0
130000	7.5	8.6	8.6	8.9	9.0	8.2	9.2	9.5	9.9	10.4	10.3	10.4	10.7	11.0
140000	7.7	8.1	8.7	8.9	9.0	8.3	9.2	9.5	10.0	10.4	10.3	10.5	10.9	11.1
150000	7.8	9.1	8.8	9.0	9.0	8.4	9.2	9.6	10.0	10.5	10.4	10.5	10.9	11.2
160000	8.0	9.0	8.8	9.0	9.0	8.4	9.1	9.8	10.0	10.5	10.4	10.5	10.9	11.2
170000	8.1	8.7	8.7	9.0	8.9	8.4	9.1	9.8	10.0	10.5	10.4	10.6	10.9	11.2
180000	8.2	8.5	8.7	9.0	8.9	8.3	9.1	9.8	10.0	10.5	10.4	10.6	10.8	11.2
190000	8.2	8.5	8.7	8.9	8.9	8.4	9.1	9.9	10.0	10.4	10.3	10.5	10.7	11.2
200000	8.2	8.5	8.6	8.9	8.8	8.4	9.1	9.8	10.0	10.4	10.4	10.4	10.7	11.2
210000	8.2	8.5	8.6	8.9	8.7	8.5	9.2	9.7	10.0	10.3	10.4	10.4	10.7	11.1
220000	8.1	8.5	8.6	8.8	8.7	8.5	9.1	9.8	10.0	10.3	10.4	10.4	10.7	11.1
230000	8.0	8.5	8.6	8.8	8.7	8.6	9.0	9.8	10.0	10.3	10.4	10.6	10.7	11.2
Daily Max	8.2	9.1	8.8	9.0	9.0	8.8	9.2	9.9	10.0	10.5	10.4	10.7	10.9	11.2
Daily Min	7.0	8.0	8.4	8.6	8.7	8.2	8.6	8.8	9.6	9.9	10.1	10.4	10.4	10.7
Average	7.5	8.5	8.6	8.8	8.9	8.5	9.1	9.5	9.8	10.2	10.3	10.5	10.6	10.9

Caldron Falls Bridge Dissolved Oxygen - June 2006




Caldron Falls Bridge Dissolved Oxygen - July 2006



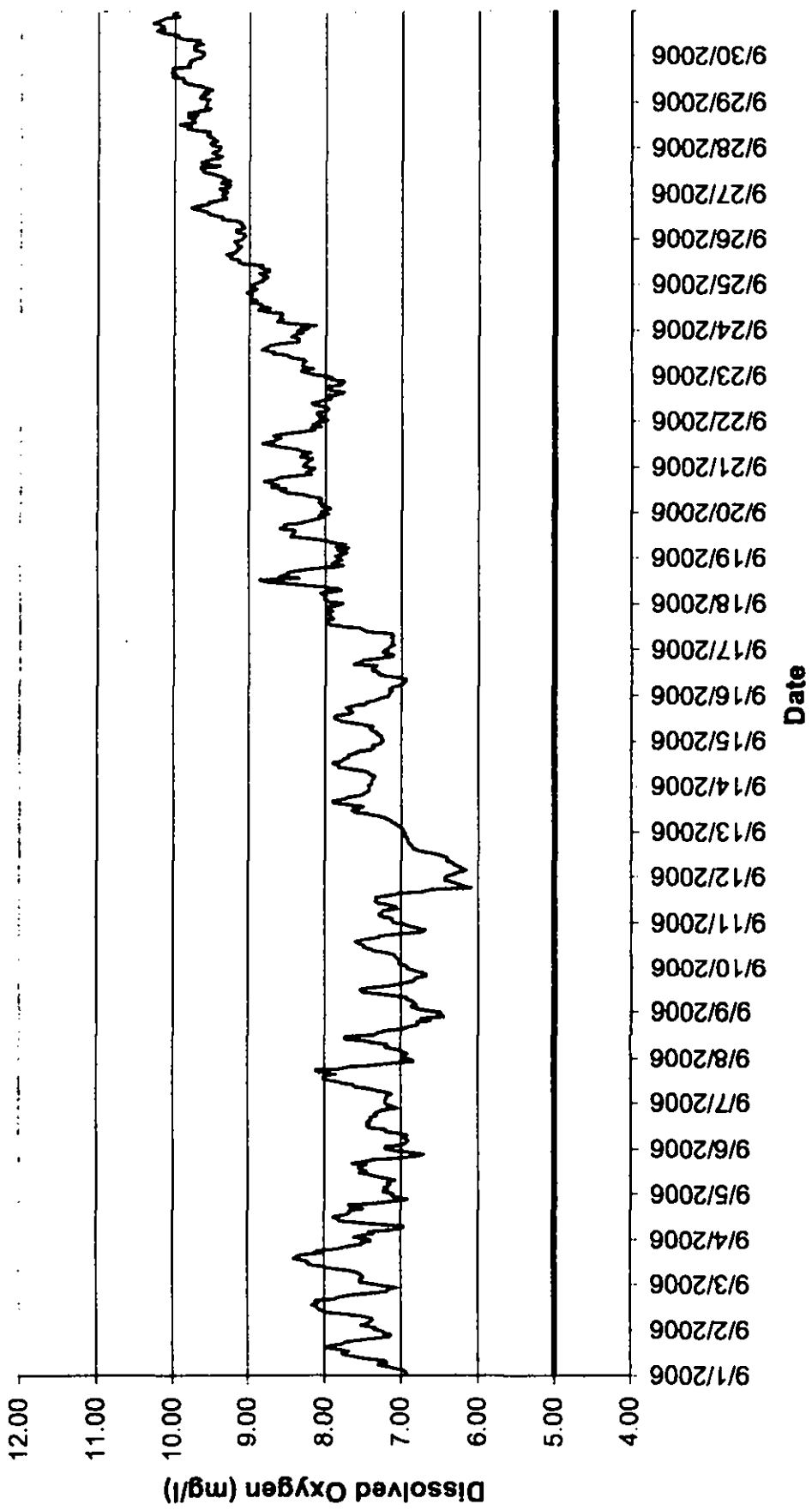
Caldron Falls Bridge Dissolved Oxygen - August 2006

— August — Water Quality Standard



Caldron Falls Bridge Dissolved Oxygen - September 2006

— September — Water Quality Standard



Calhoun Falls Bridge Dissolved Oxygen Summary - June 2006

Time	06/01/06	06/02/06	06/03/06	06/04/06	06/05/06	06/06/06	06/07/06	06/08/06	06/09/06	06/10/06	06/11/06	06/12/06	06/13/06	06/14/06	06/15/06	06/16/06
HHMMSS	0	7.1	6.7	6.7	6.8	6.5	6.7	6.6	5.9	6.1	6.1	6.2	6.3	5.9	6.1	6.0
10000	7.4	7.1	6.8	6.7	6.9	6.5	6.8	6.6	5.9	6.0	6.1	6.2	6.5	5.8	6.1	6.0
20000	7.5	7.1	6.8	6.8	6.9	6.5	6.8	6.6	5.9	6.0	6.1	6.0	6.5	5.9	6.2	5.9
30000	7.5	7.1	6.8	6.9	7.0	6.5	6.8	6.6	6.0	6.1	6.2	6.1	6.5	5.9	6.2	5.9
40000	7.4	7.1	6.7	7.0	7.0	6.5	6.7	6.6	5.9	6.2	6.2	6.2	6.5	6.0	6.2	5.8
50000	7.4	7.1	6.7	6.9	6.9	6.6	6.7	6.7	6.1	6.2	6.4	6.2	6.5	6.1	6.2	5.9
60000	7.4	7.1	6.9	6.9	6.9	6.6	6.7	6.8	6.2	6.1	6.3	6.4	6.5	6.1	6.2	5.9
70000	7.4	7.1	7.0	6.9	7.0	6.7	6.7	6.8	6.2	6.3	6.4	6.5	6.5	6.1	6.2	6.1
80000	7.4	7.1	7.1	7.0	7.0	6.8	6.7	7.0	6.5	6.4	6.5	6.4	6.7	6.4	6.5	6.4
90000	7.4	7.1	7.1	7.1	7.1	6.9	6.7	7.0	6.5	6.2	6.6	6.4	6.7	6.4	6.5	6.4
100000	7.4	7.1	7.1	7.1	7.1	7.0	6.7	7.0	6.5	6.2	6.8	6.4	6.9	6.3	6.7	6.5
110000	7.5	7.2	7.2	7.1	7.0	7.1	6.9	7.0	6.5	6.2	6.9	6.4	6.7	6.2	6.7	6.6
120000	7.6	7.1	7.2	7.1	7.2	7.1	6.9	7.0	6.6	6.2	6.8	6.5	6.9	6.3	6.7	6.6
130000	7.6	7.2	7.1	7.1	7.3	7.1	7.0	7.3	6.4	6.1	6.8	6.3	6.8	6.2	6.6	7.8
140000	7.5	7.2	6.9	7.0	7.3	7.2	7.0	6.3	6.3	6.1	6.8	6.3	6.6	6.2	6.6	7.7
150000	7.4	7.3	6.8	7.0	7.2	7.1	7.1	6.4	6.3	6.1	6.7	6.5	6.5	6.1	6.6	7.6
160000	7.4	7.3	6.8	7.0	7.2	6.9	7.1	6.2	6.3	6.0	6.5	6.3	6.6	6.2	6.6	7.3
170000	7.5	7.3	6.7	7.0	7.3	7.0	7.0	6.2	6.1	5.9	6.4	6.2	6.6	6.1	6.5	7.3
180000	7.4	7.3	6.8	7.0	7.3	6.8	7.0	6.2	6.0	6.1	6.2	6.2	6.4	6.1	6.3	7.5
190000	7.3	7.1	6.7	6.9	7.1	6.8	6.8	6.2	6.0	5.9	6.1	6.2	6.1	6.0	6.3	7.4
200000	7.3	7.0	6.6	6.8	6.8	6.9	6.7	6.2	6.1	5.8	6.1	6.2	5.9	6.1	6.2	7.1
210000	7.4	6.8	6.5	6.8	6.8	6.8	6.6	6.1	6.0	5.9	6.0	6.1	5.7	6.1	6.1	6.8
220000	7.3	6.7	6.6	6.9	6.8	6.8	6.5	6.0	5.9	6.0	6.1	6.1	5.8	6.1	6.0	6.7
230000	7.2	6.7	6.7	6.9	6.6	6.8	6.6	6.0	6.1	6.0	6.2	6.3	5.9	6.0	5.9	6.5
Daily Max	7.6	7.3	7.2	7.1	7.3	7.2	7.1	7.3	6.6	6.4	6.9	6.5	6.9	6.4	6.7	7.8
Daily Min	7.2	6.7	6.5	6.7	6.6	6.5	6.5	6.0	5.9	5.8	6.0	6.0	5.7	5.8	5.9	5.8
Average	7.4	7.1	6.8	6.9	7.0	6.8	6.8	6.8	6.2	6.1	6.4	6.3	6.4	6.1	6.3	6.6

Monthly Average D.O. 6.5
 License Minimum DO: 5.0 mg/l

Caldron Falls Bridge Dissolved Oxygen Summary - June 2006

Time	06/17/06	06/18/06	06/19/06	06/20/06	06/21/06	06/22/06	06/23/06	06/24/06	06/25/06	06/26/06	06/27/06	06/28/06	06/29/06	06/30/06
HHMMSS	06/17/06	06/18/06	06/19/06	06/20/06	06/21/06	06/22/06	06/23/06	06/24/06	06/25/06	06/26/06	06/27/06	06/28/06	06/29/06	06/30/06
0	6.4	6.0	6.1	6.4	6.2	6.4	6.2	6.3	6.6	6.4	5.7	5.8	5.9	5.9
10000	6.3	5.9	6.2	6.3	6.1	6.2	6.3	6.4	6.6	6.4	5.9	5.6	5.9	6.0
20000	6.2	6.1	6.2	6.4	6.1	6.2	6.3	6.3	6.5	6.4	5.8	5.7	6.0	5.9
30000	6.1	6.1	6.1	6.3	6.1	6.1	6.3	6.3	6.6	6.4	5.7	5.6	5.9	5.8
40000	6.2	6.2	6.1	6.3	6.1	6.2	6.3	6.3	6.6	6.4	5.8	5.6	6.0	5.9
50000	6.2	6.2	6.2	6.3	6.1	6.3	6.4	6.4	6.8	6.5	5.7	5.7	6.0	5.9
60000	6.2	6.2	6.2	6.3	6.2	6.3	6.4	6.4	6.6	6.4	5.8	5.8	6.1	6.0
70000	6.4	6.2	6.3	6.4	6.3	6.3	6.5	6.5	6.6	6.5	5.9	5.8	6.2	6.0
80000	6.4	6.2	6.4	6.5	6.4	6.4	6.6	6.6	6.7	6.6	6.0	6.0	6.3	6.2
90000	6.5	6.3	6.4	6.6	6.5	6.6	6.7	6.8	6.6	6.7	5.9	6.2	6.3	6.4
100000	6.5	6.4	6.6	6.6	6.5	6.6	6.8	6.7	6.6	6.7	6.0	6.3	6.5	6.2
110000	6.7	6.4	6.8	6.6	6.6	6.8	6.7	6.6	6.5	6.8	6.0	6.4	6.6	6.4
120000	6.7	6.5	7.0	6.7	6.5	7.0	6.8	6.6	6.5	6.9	6.1	6.4	6.6	6.4
130000	6.8	6.6	7.1	6.7	6.6	6.8	6.8	6.5	6.2	6.0	6.4	6.0	6.7	6.3
140000	6.8	6.7	7.0	6.7	6.6	6.8	6.8	6.4	6.3	6.0	6.7	6.1	6.5	6.1
150000	6.8	6.5	6.9	6.6	6.5	6.9	6.8	6.4	6.3	6.0	6.4	6.4	6.3	6.1
160000	6.8	6.5	6.9	6.5	6.6	6.8	6.7	6.5	6.2	5.9	6.4	6.4	6.3	6.1
170000	6.8	6.5	6.9	6.4	6.6	6.7	6.6	6.5	6.1	5.8	6.3	6.5	6.3	6.1
180000	6.8	6.5	7.0	6.4	6.6	6.5	6.6	6.3	6.2	6.0	6.3	6.2	6.2	6.1
190000	6.6	6.5	6.8	6.3	6.6	6.5	6.6	6.5	6.3	6.1	6.4	6.2	6.0	6.1
200000	6.5	6.5	6.6	6.2	6.5	6.3	6.5	6.6	6.3	5.9	6.1	6.1	5.9	5.9
210000	6.4	6.5	6.6	6.1	6.5	6.3	6.4	6.4	6.3	6.0	5.6	5.9	5.9	5.8
220000	6.3	6.2	6.4	6.1	6.4	6.2	6.4	6.4	6.2	5.8	5.6	5.8	5.7	5.8
230000	6.2	6.1	6.3	6.1	6.4	6.2	6.2	6.5	6.3	5.9	5.6	5.9	5.9	5.6
Daily Max	6.8	6.7	7.1	6.7	6.6	7.0	6.9	6.8	6.8	6.9	6.7	6.5	6.7	6.4
Daily Min	6.1	5.9	6.1	6.1	6.1	6.1	6.2	6.3	6.1	5.8	5.6	5.6	5.7	5.6
Average	6.5	6.3	6.5	6.4	6.4	6.5	6.5	6.5	6.4	6.3	6.0	6.0	6.2	6.1

Caldron Falls Bridge Dissolved Oxygen Summary - July 2006

Time	07/01/06	07/02/06	07/03/06	07/04/06	07/05/06	07/06/06	07/07/06	07/08/06	07/09/06	07/10/06	07/11/06	07/12/06	07/13/06	07/14/06	07/15/06	07/16/06
0	5.6	5.7	5.8	5.9	6.1	6.1	6.0	6.1	6.4	6.2	6.7	6.7	6.7	6.4	5.8	5.6
10000	5.6	5.8	5.8	5.9	6.1	6.0	6.0	6.0	6.4	6.3	6.7	6.7	6.9	6.5	5.7	5.7
20000	5.6	5.7	5.8	5.8	6.1	6.1	6.0	6.0	6.4	6.4	6.6	6.8	6.8	6.5	5.7	5.6
30000	5.7	5.9	5.9	5.9	6.0	6.0	6.1	6.0	6.3	6.4	6.7	6.9	6.6	6.6	5.7	5.6
40000	5.5	5.9	5.9	6.0	5.9	6.0	6.0	6.0	6.2	6.4	6.7	6.9	6.5	6.5	5.8	5.6
50000	5.6	5.9	5.7	6.1	5.9	6.1	6.0	6.0	6.3	6.5	6.8	6.9	6.5	6.6	5.9	5.7
60000	5.5	5.8	5.8	5.9	6.1	6.1	6.1	6.1	6.3	6.4	6.8	7.0	6.5	6.8	5.8	5.8
70000	5.7	5.8	6.0	6.0	6.1	6.2	6.2	6.1	6.4	6.6	6.8	7.1	6.6	6.8	6.0	6.0
80000	5.7	5.9	6.0	6.2	6.1	6.2	6.3	6.3	6.5	6.8	6.9	7.3	6.8	7.0	6.1	6.1
90000	6.0	6.2	6.2	6.4	6.2	6.3	6.4	6.5	6.6	7.0	7.0	7.4	6.9	7.0	6.3	6.1
100000	5.9	6.4	6.1	6.4	6.2	6.5	6.5	6.8	6.8	7.1	7.0	7.5	7.0	7.1	6.5	6.0
110000	5.8	6.5	6.0	6.5	6.5	6.6	6.5	7.0	6.8	7.1	6.9	7.5	7.1	7.3	6.6	6.4
120000	5.9	6.5	6.3	6.6	6.5	6.8	6.7	7.2	6.8	7.1	7.1	7.5	7.1	6.6	6.7	6.6
130000	6.1	6.7	6.5	6.7	6.8	6.7	6.9	7.4	6.7	7.0	7.2	7.5	7.1	6.8	6.9	6.7
140000	6.3	6.9	6.2	6.9	6.3	6.7	7.1	7.3	6.6	7.1	7.1	7.5	7.1	6.9	6.9	6.8
150000	6.3	7.0	5.9	6.8	6.5	6.5	7.0	6.9	6.7	7.1	7.1	7.4	7.2	6.5	6.9	6.8
160000	6.6	6.6	6.0	6.7	6.8	6.3	6.9	7.0	6.7	7.1	7.1	7.2	7.0	6.2	6.7	6.6
170000	6.4	6.6	6.1	6.8	6.7	6.2	7.1	7.2	6.5	7.0	7.1	7.2	6.9	6.2	6.6	6.4
180000	6.8	6.7	6.1	6.9	6.7	6.3	7.1	7.0	6.4	7.0	7.0	7.1	7.0	6.4	6.3	6.4
190000	6.8	6.7	6.2	6.8	6.5	6.2	7.0	7.1	6.3	7.0	6.9	7.0	6.9	6.4	6.0	6.2
200000	6.2	6.3	6.1	6.3	6.2	6.1	6.7	6.9	6.4	6.8	6.7	7.1	6.7	6.0	5.9	5.9
210000	6.0	6.1	5.9	6.1	6.0	6.4	6.4	6.8	6.4	6.6	6.6	7.0	6.6	5.7	5.9	5.6
220000	5.9	5.8	5.8	6.2	6.1	5.8	6.2	6.6	6.2	6.7	6.7	6.8	6.5	5.6	5.8	5.4
230000	5.7	5.9	5.7	6.2	6.1	5.9	6.1	6.4	6.1	6.7	6.7	6.6	6.5	5.6	5.7	5.4
Daily Max	6.8	7.0	6.5	6.9	6.7	6.8	7.1	7.4	6.8	7.1	7.2	7.5	7.2	7.3	6.9	6.8
Daily Min	5.5	5.7	5.7	5.8	5.9	5.8	6.0	6.0	6.1	6.2	6.6	6.8	6.5	5.6	5.7	5.4
Average	6.0	6.2	6.0	6.3	6.3	6.2	6.5	6.6	6.5	6.8	6.9	7.1	6.8	6.5	6.2	6.0

Average Monthly D.O. 6.3
License Minimum Dissolved Oxygen: 5.0 mg/l

Caldron Falls Bridge Dissolved Oxygen Summary - July 2006

Time	07/17/06	07/18/06	07/19/06	07/20/06	07/21/06	07/22/06	07/23/06	07/24/06	07/25/06	07/26/06	07/27/06	07/28/06	07/29/06	07/30/06	07/31/06
0	5.5	5.7	5.9	5.5	5.7	5.9	5.9	5.7	5.7	6.6	6.0	6.3	6.0	6.0	6.2
10000	5.5	5.8	5.8	5.5	5.6	6.0	5.8	5.7	5.8	6.5	5.8	6.3	5.8	6.0	6.3
20000	5.6	5.8	5.8	5.5	5.6	6.0	5.7	5.8	5.9	6.3	5.9	6.2	7.3	6.0	6.2
30000	5.6	5.7	5.8	5.5	5.6	5.9	5.8	5.9	5.7	6.4	5.9	6.2	7.5	6.0	6.1
40000	5.6	5.7	5.8	5.6	5.7	5.9	5.8	6.3	5.6	6.4	5.9	6.2	7.2	6.0	6.1
50000	5.7	5.7	5.8	5.6	5.7	5.9	5.8	6.5	5.7	6.5	5.8	6.2	7.0	6.1	6.1
60000	5.8	5.7	5.8	5.7	5.7	5.9	5.8	6.5	5.9	6.6	5.9	6.2	6.9	6.2	6.1
70000	5.9	5.8	5.9	5.9	5.8	5.9	5.9	6.4	5.9	6.7	6.0	6.2	7.0	6.4	6.1
80000	6.1	5.9	6.1	6.0	5.9	6.0	6.2	6.3	6.0	6.7	6.2	6.4	7.1	6.9	6.2
90000	6.4	6.0	6.1	6.1	6.0	6.2	6.3	6.6	6.0	6.9	6.3	6.5	7.2	6.9	6.4
100000	6.5	6.2	6.3	6.3	6.0	6.4	6.5	6.9	6.1	7.0	6.3	6.6	6.9	6.8	6.6
110000	6.8	6.5	6.7	6.3	6.2	6.6	6.6	7.0	6.2	6.8	6.3	6.7	6.2	6.9	6.7
120000	6.7	6.4	6.9	6.3	6.2	6.6	6.6	6.9	6.2	6.9	6.3	6.5	6.6	6.9	6.7
130000	6.4	6.4	7.1	6.2	6.3	6.7	6.7	6.8	6.3	7.0	6.4	6.8	6.9	6.4	6.8
140000	6.1	6.4	6.9	6.3	6.3	6.7	6.7	6.8	6.2	7.0	6.3	7.0	6.8	6.3	7.0
150000	6.2	6.3	6.9	6.3	6.3	6.6	6.7	6.8	6.1	7.2	6.3	7.0	6.6	6.2	7.1
160000	6.3	6.3	6.5	6.2	6.3	6.5	6.6	6.9	6.1	7.2	6.3	7.0	6.7	6.1	7.2
170000	6.2	6.3	6.3	6.1	6.6	6.4	6.4	6.6	6.0	7.3	6.1	7.1	6.8	6.1	7.2
180000	6.1	6.3	6.3	5.8	6.5	6.4	6.2	6.3	6.0	7.3	6.0	7.1	6.7	6.4	7.0
190000	5.9	6.2	6.1	5.9	6.1	6.5	6.1	6.2	5.7	7.3	6.2	7.0	6.6	6.6	6.9
200000	5.5	6.0	5.8	5.8	5.9	6.3	5.9	6.3	5.4	6.8	6.3	6.6	6.2	6.1	6.7
210000	5.5	5.8	5.8	5.7	5.8	5.9	5.8	6.2	6.3	6.5	6.2	6.2	5.9	5.8	6.4
220000	5.5	5.8	5.5	5.7	5.8	5.8	5.8	5.9	6.1	6.1	6.3	6.2	5.9	5.7	6.0
230000	5.7	5.9	5.4	5.6	5.8	5.8	5.8	5.6	5.7	6.1	6.4	6.1	5.9	5.9	5.9
Daily Max	6.8	6.5	7.1	6.3	6.6	6.7	6.7	7.0	6.3	7.3	6.4	7.1	7.5	6.9	7.2
Daily Min	5.5	5.7	5.4	5.5	5.6	5.8	5.7	5.6	5.4	6.1	5.8	6.1	5.8	5.7	5.9
Average	6.0	6.0	6.1	5.9	6.0	6.2	6.1	6.4	5.9	6.8	6.1	6.5	6.7	6.3	6.5

Caldron Falls Bridge Dissolved Oxygen Summary - August 2006

Time	08/01/06	08/02/06	08/03/06	08/04/06	08/05/06	08/06/06	08/07/06	08/08/06	08/09/06	08/10/06	08/11/06	08/12/06	08/13/06	08/14/06	08/15/06	08/16/06
0	6.0	6.7	7.9	7.8	7.8	7.9	7.8	7.5	7.7	6.6	7.6	7.6	7.6	7.4	8.2	7.4
10000	6.1	6.6	7.9	7.7	7.8	7.9	7.8	7.4	7.7	6.5	7.6	7.7	7.6	7.5	8.1	7.4
20000	6.1	6.2	7.9	7.8	7.8	7.9	7.7	7.6	7.7	6.5	7.5	7.7	7.6	7.6	8.1	7.5
30000	6.0	6.1	7.9	7.8	7.8	7.9	7.5	7.7	7.7	6.7	7.2	7.6	7.6	7.4	8.1	7.5
40000	6.0	6.0	7.9	7.8	7.8	7.8	7.3	7.8	7.7	7.4	6.6	7.7	7.6	7.3	8.1	7.6
50000	5.9	5.9	7.9	7.8	7.9	7.9	7.2	7.8	7.7	7.5	6.6	7.7	7.5	7.3	8.0	7.6
60000	5.8	5.8	8.0	7.8	7.9	7.9	7.2	7.8	7.7	7.5	6.6	7.7	7.6	7.3	8.1	7.5
70000	5.8	5.6	8.0	7.9	7.9	7.9	7.4	7.9	7.8	7.6	6.6	7.9	7.7	7.6	7.9	7.7
80000	6.0	5.6	8.1	8.0	8.1	7.9	7.7	8.0	7.9	7.8	6.9	8.1	7.8	8.0	8.0	7.8
90000	5.9	6.9	8.2	8.1	8.1	8.0	7.9	8.1	8.0	8.0	7.2	8.4	8.0	8.2	8.3	8.1
100000	6.3	7.7	8.3	8.2	8.2	8.1	8.0	8.2	8.1	8.1	7.6	8.5	8.3	8.4	8.5	8.2
110000	6.5	7.7	8.3	8.2	8.2	8.1	8.2	8.3	8.2	8.1	7.8	8.6	8.4	8.6	8.7	8.3
120000	6.5	7.8	8.3	8.2	8.1	8.2	8.2	8.3	8.2	8.1	8.2	8.5	8.5	8.8	8.8	8.4
130000	6.4	8.0	8.1	8.2	8.1	9.2	8.2	8.4	8.2	8.2	8.4	8.6	8.6	8.8	8.8	8.4
140000	6.6	8.0	8.1	8.2	8.1	8.1	8.1	8.3	8.1	7.9	8.5	8.6	8.4	8.8	8.7	8.4
150000	6.6	8.1	8.0	8.1	8.1	8.0	8.1	8.3	8.1	7.9	8.3	8.6	8.4	8.8	8.6	8.3
160000	6.5	8.1	8.0	8.1	8.1	8.0	8.1	8.2	8.1	7.9	8.7	8.5	8.3	8.7	8.6	8.2
170000	6.4	8.1	8.0	8.0	8.0	8.0	7.9	8.1	7.7	7.8	8.2	8.3	8.0	8.6	8.4	8.0
180000	6.3	8.0	8.0	7.9	8.0	8.0	7.8	8.0	7.6	7.8	8.1	8.2	7.9	8.5	8.2	7.8
190000	6.5	8.0	7.8	7.8	8.0	7.8	7.7	7.9	7.5	7.8	7.9	7.9	7.7	8.3	7.8	7.6
200000	6.5	8.0	7.7	7.8	7.9	7.7	7.5	7.7	7.4	7.7	7.7	7.5	7.5	8.2	7.5	7.4
210000	6.8	7.9	7.8	7.8	7.8	7.7	7.4	7.7	7.4	7.6	7.6	7.5	7.4	8.2	7.4	7.3
220000	7.1	7.9	7.8	7.8	7.8	7.7	7.4	7.7	7.3	7.6	7.6	7.5	7.3	8.2	7.4	7.3
230000	6.9	7.9	7.8	7.8	7.8	7.7	7.5	7.7	7.2	7.6	7.6	7.5	7.3	8.2	7.4	7.3
Daily Max	7.1	8.1	8.3	8.2	8.2	8.2	8.2	8.4	8.2	8.2	8.5	8.6	8.6	8.8	8.8	8.4
Daily Min	5.8	5.6	7.7	7.7	7.8	7.7	7.2	7.4	7.2	6.5	6.6	7.5	7.3	7.3	7.4	7.3
Average	6.3	7.2	8.0	7.9	8.0	7.9	7.7	7.9	7.8	7.6	7.8	8.0	7.9	8.1	8.1	7.8

Monthly Average D.O. 7.8
 License Minimum Dissolved Oxygen: 5.0 mg/l

Caldron Falls Bridge Dissolved Oxygen Summary - August 2006

Time	08/17/06	08/18/06	08/19/06	08/20/06	08/21/06	08/22/06	08/23/06	08/24/06	08/25/06	08/26/06	08/27/06	08/28/06	08/29/06	08/30/06	08/31/06
HI-MIMSS	7.4	7.5	7.0	8.0	7.1	7.9	6.7	7.7	8.2	7.5	8.2	7.8	7.9	8.2	7.8
0	7.4	7.5	7.1	8.0	7.2	7.9	6.8	7.8	8.3	7.4	8.2	7.7	7.9	8.1	7.9
10000	7.4	7.5	6.9	8.0	7.2	7.9	6.9	7.8	8.3	7.4	8.2	7.7	8.0	8.1	8.0
20000	7.4	7.5	6.5	7.8	7.2	8.0	7.0	7.8	8.3	7.4	8.2	7.8	8.0	8.1	8.0
30000	7.4	7.5	6.0	7.7	7.2	8.0	7.0	7.7	8.3	7.5	8.3	7.8	8.0	8.1	7.9
40000	7.5	7.5	6.0	7.5	7.3	8.0	7.0	7.5	8.3	7.4	8.3	7.8	8.0	8.1	7.9
50000	7.4	7.5	6.0	7.4	7.3	7.9	7.0	7.5	8.3	7.4	8.3	7.8	8.0	8.1	8.0
60000	7.4	7.5	6.0	7.5	7.4	7.6	7.0	7.5	8.2	7.4	8.3	7.8	8.0	8.2	8.0
70000	7.6	7.7	6.1	7.7	7.5	7.7	7.1	7.6	8.3	7.5	8.4	7.9	8.2	8.3	8.1
80000	7.7	7.9	6.3	8.0	7.7	7.9	7.1	7.7	8.3	7.6	8.5	8.0	8.2	8.3	8.4
90000	7.7	8.1	6.4	8.1	8.2	8.1	7.4	8.6	8.3	7.7	8.6	8.0	8.3	8.5	8.5
100000	7.8	8.2	6.7	8.3	8.4	7.9	8.1	8.5	8.4	7.8	8.6	8.2	8.4	8.6	8.4
110000	8.0	8.2	7.1	8.4	8.5	8.5	7.7	8.3	8.4	7.9	8.7	8.1	8.4	8.3	8.5
120000	8.0	8.1	7.6	8.4	8.4	8.1	7.9	8.2	8.4	8.2	8.7	8.1	8.5	8.4	8.4
130000	8.1	8.1	7.6	8.4	8.4	8.0	8.1	8.1	8.4	8.4	8.6	8.1	8.4	8.3	8.3
140000	8.0	8.0	7.4	8.2	8.3	8.1	8.0	8.1	8.4	8.5	8.5	8.2	8.4	8.3	7.2
150000	8.1	7.9	7.1	7.9	8.3	8.0	7.8	8.1	8.2	8.5	8.3	8.2	8.4	8.3	7.1
160000	8.1	8.0	7.4	7.9	8.3	7.7	7.7	8.0	8.0	8.5	8.3	8.2	8.4	8.3	7.1
170000	7.9	7.8	8.0	7.8	8.1	7.6	7.9	7.9	7.7	8.4	8.1	8.1	8.3	8.1	7.0
180000	7.7	7.6	7.8	7.5	8.0	7.2	7.8	7.7	7.5	8.4	8.0	8.0	8.2	7.9	6.8
190000	7.5	7.5	7.6	7.3	7.9	6.9	7.8	7.6	7.4	8.3	7.9	7.9	8.1	7.8	6.6
200000	7.4	7.4	7.9	7.2	7.9	6.7	7.7	7.8	7.5	8.3	7.8	7.9	8.1	7.8	6.7
210000	7.4	7.0	8.0	7.1	7.9	6.7	7.7	8.1	7.4	8.3	7.7	7.9	8.1	7.8	6.6
220000	7.4	7.0	8.0	7.1	7.9	6.7	7.7	8.1	7.4	8.3	7.7	7.9	8.1	7.8	6.6
230000	7.5	7.0	8.0	7.1	7.9	6.7	7.7	8.1	7.5	8.3	7.7	8.0	8.2	7.8	6.7
Daily Max	8.1	8.2	8.0	8.4	8.5	8.5	8.1	8.6	8.4	8.5	8.7	8.2	8.5	8.6	8.5
Daily Min	7.4	7.0	6.0	7.1	7.1	6.7	6.7	7.5	7.4	7.4	7.7	7.7	7.9	7.8	6.6
Average	7.7	7.7	7.0	7.8	7.6	7.7	7.4	7.9	8.1	7.9	8.3	8.0	8.2	8.2	7.6

Caldron Falls Bridge Dissolved Oxygen Summary - September 2006

Time	09/01/06	09/02/06	09/03/06	09/04/06	09/05/06	09/06/06	09/07/06	09/08/06	09/09/06	09/10/06	09/11/06	09/12/06	09/13/06	09/14/06	09/15/06	09/16/06
0:00:00	6.9	7.3	7.4	7.4	7.1	7.2	7.2	7.0	6.6	6.9	7.1	6.4	7.0	7.4	7.2	7.2
1:00:00	6.9	7.3	7.5	7.6	7.2	7.2	7.2	7.0	6.8	7.0	7.1	6.3	7.0	7.4	7.3	7.2
2:00:00	7.0	7.5	7.5	7.5	7.2	7.0	7.2	6.9	6.9	7.0	7.1	6.3	7.0	7.4	7.3	7.1
3:00:00	7.1	7.5	7.5	7.4	7.2	6.9	7.2	7.0	6.8	7.0	7.3	6.2	7.1	7.4	7.3	7.2
4:00:00	7.1	7.4	7.5	7.4	7.2	6.9	7.1	7.0	6.8	7.0	7.3	6.2	7.1	7.4	7.3	7.1
5:00:00	7.3	7.4	7.5	7.1	7.1	6.9	7.2	7.1	6.9	7.1	7.3	6.3	7.1	7.4	7.4	7.0
6:00:00	7.2	7.4	7.6	7.0	7.2	7.0	7.3	7.2	6.9	7.1	7.2	6.3	7.2	7.4	7.4	7.0
7:00:00	7.2	7.5	7.7	7.0	7.1	6.9	7.4	7.2	6.9	7.1	7.1	6.3	7.2	7.4	7.4	7.0
8:00:00	7.4	7.7	7.9	7.3	7.2	7.0	7.6	7.3	7.1	7.2	7.1	6.4	7.3	7.5	7.5	7.0
9:00:00	7.6	8.0	8.0	7.6	7.3	7.2	7.6	7.5	7.3	7.4	7.2	6.4	7.5	7.7	7.6	7.0
10:00:00	7.7	8.0	8.2	7.8	7.4	7.2	7.8	7.7	7.5	7.4	7.3	6.4	7.6	7.8	7.8	7.2
11:00:00	7.8	8.1	8.2	7.9	7.5	7.4	7.8	7.7	7.5	7.5	7.3	6.5	7.7	7.9	7.8	7.3
12:00:00	7.7	8.1	8.2	7.9	7.5	7.5	8.0	7.3	7.5	7.5	7.3	6.6	7.5	7.9	7.8	7.3
13:00:00	7.8	8.2	8.4	7.7	7.5	7.4	8.0	7.3	7.2	7.6	7.3	6.7	7.5	7.8	7.8	7.4
14:00:00	8.0	8.1	8.3	7.7	7.6	7.4	8.0	7.2	7.1	7.6	7.2	6.8	7.7	7.8	7.7	7.4
15:00:00	7.9	8.1	8.3	7.7	7.5	7.4	7.8	7.0	7.0	7.5	7.0	6.9	7.9	7.7	7.6	7.3
16:00:00	7.8	7.9	8.0	7.5	7.6	7.4	8.1	6.9	6.8	7.3	6.7	6.9	7.9	7.7	7.7	7.8
17:00:00	7.7	7.8	8.1	7.7	7.5	7.3	8.1	6.8	6.8	7.3	6.6	6.9	7.8	7.6	7.7	7.6
18:00:00	7.6	7.6	7.9	7.7	7.4	7.3	7.8	6.8	6.8	7.0	6.1	6.9	7.7	7.6	7.6	7.5
19:00:00	7.3	7.4	7.8	7.3	7.0	7.3	7.7	6.6	6.7	6.7	6.2	6.9	7.5	7.4	7.5	7.3
20:00:00	7.1	7.2	7.7	7.1	6.8	7.2	7.3	6.7	6.7	6.7	6.3	6.9	7.5	7.4	7.4	7.1
21:00:00	7.1	7.2	7.5	6.9	6.7	7.0	7.1	6.5	6.7	6.8	6.3	6.9	7.4	7.4	7.3	7.1
22:00:00	7.2	7.1	7.5	7.1	6.9	7.1	6.8	6.5	6.8	6.9	6.4	7.0	7.4	7.3	7.3	7.3
23:00:00	7.2	7.2	7.4	7.1	7.1	7.2	6.9	6.5	6.9	7.0	6.4	7.0	7.4	7.3	7.2	7.2
Daily Max	8.0	8.2	8.4	7.9	7.6	7.5	8.1	7.7	7.5	7.6	7.3	7.0	7.9	7.9	7.9	7.6
Daily Min	6.9	7.1	7.4	6.9	6.7	6.8	6.8	6.5	6.6	6.7	6.1	6.2	7.0	7.3	7.2	7.0
Average	7.4	7.8	7.8	7.4	7.2	7.2	7.5	7.0	7.0	7.1	6.9	6.6	7.4	7.5	7.5	7.2


Average Monthly D.O. 8.0
License Minimum Dissolved Oxygen: 5.0 mg/l

Calhoun Falls Bridge Dissolved Oxygen Summary - September 2006

Time	09/17/06	09/18/06	09/19/06	09/20/06	09/21/06	09/22/06	09/23/06	09/24/06	09/25/06	09/26/06	09/27/06	09/28/06	09/29/06	09/30/06
0:00:00	7.2	7.8	7.8	8.0	8.3	8.0	8.1	8.2	8.9	9.1	9.3	9.4	9.6	9.6
1:00:00	7.2	8.0	7.8	8.0	8.3	8.1	8.3	8.3	8.8	9.0	9.3	9.5	9.5	9.6
2:00:00	7.1	8.0	7.7	7.9	8.2	8.0	8.3	8.1	8.8	9.1	9.4	9.5	9.7	9.6
3:00:00	7.1	8.0	7.7	8.1	8.2	8.1	8.1	8.5	8.7	9.2	9.3	9.4	9.6	9.7
4:00:00	7.1	8.0	7.8	8.0	8.2	8.1	8.3	8.6	8.8	9.2	9.3	9.5	9.6	9.7
5:00:00	7.1	8.1	7.7	8.1	8.3	8.0	8.3	8.6	8.9	9.1	9.4	9.5	9.6	9.7
6:00:00	7.1	7.9	7.9	8.1	8.3	8.0	8.3	8.6	8.7	9.1	9.2	9.5	9.5	9.6
7:00:00	7.1	7.8	7.7	8.1	8.2	8.0	8.3	8.6	8.7	9.1	9.3	9.5	9.6	9.7
8:00:00	7.1	7.9	7.9	8.2	8.3	8.1	8.3	8.6	8.9	9.1	9.3	9.5	9.7	9.7
9:00:00	7.4	8.2	8.1	8.3	8.4	8.2	8.5	8.7	8.8	9.2	9.4	9.7	9.8	9.9
10:00:00	7.5	8.4	8.2	8.5	8.6	8.1	8.5	8.9	9.1	9.4	9.5	9.8	9.9	10.0
11:00:00	7.6	8.7	8.4	8.6	8.7	7.9	8.7	8.7	9.1	9.4	9.6	9.8	9.9	10.0
12:00:00	7.8	8.9	8.4	8.5	8.8	7.9	8.7	8.8	9.1	9.4	9.6	9.9	9.9	10.1
13:00:00	8.0	8.3	8.4	8.7	8.7	8.0	8.8	8.8	9.3	9.5	9.7	9.7	10.0	10.2
14:00:00	8.0	8.6	8.4	8.6	8.6	7.8	8.8	9.0	9.2	9.6	9.4	9.8	10.0	10.1
15:00:00	8.0	8.5	8.6	8.7	8.6	7.8	8.7	8.9	9.3	9.7	9.5	9.7	10.0	10.2
16:00:00	7.9	8.5	8.5	8.8	8.7	7.9	8.6	9.0	9.2	9.8	9.6	9.8	10.0	10.1
17:00:00	7.9	8.3	8.5	8.7	8.5	8.0	8.3	9.0	9.2	9.7	9.6	9.7	10.0	10.3
18:00:00	7.9	8.2	8.3	8.6	8.3	7.9	8.3	9.0	9.1	9.5	9.4	9.8	9.8	10.2
19:00:00	8.0	7.9	8.2	8.4	8.1	7.8	8.3	9.0	9.1	9.5	9.4	9.7	9.8	10.2
20:00:00	7.9	7.8	8.1	8.2	8.2	7.8	8.4	8.9	9.2	9.4	9.5	9.5	9.8	10.1
21:00:00	7.9	7.9	8.0	8.2	8.1	7.8	8.4	8.9	9.2	9.3	9.5	9.6	9.8	9.9
22:00:00	8.0	7.9	8.1	8.2	8.2	8.0	8.3	9.0	9.2	9.3	9.4	9.6	9.7	10.0
23:00:00	7.9	7.8	8.0	8.1	8.1	7.9	8.4	9.0	9.1	9.4	9.4	9.6	9.6	10.0
Daily Max	8.0	8.9	8.6	8.8	8.8	8.2	8.8	9.0	9.3	9.8	9.7	9.9	10.0	10.3
Daily Min	7.1	7.8	7.7	7.9	8.1	7.8	8.1	8.1	8.7	9.0	9.2	9.4	9.5	9.6
Average	7.6	8.1	8.1	8.3	8.4	8.0	8.4	8.7	9.0	9.3	9.4	9.6	9.8	9.9

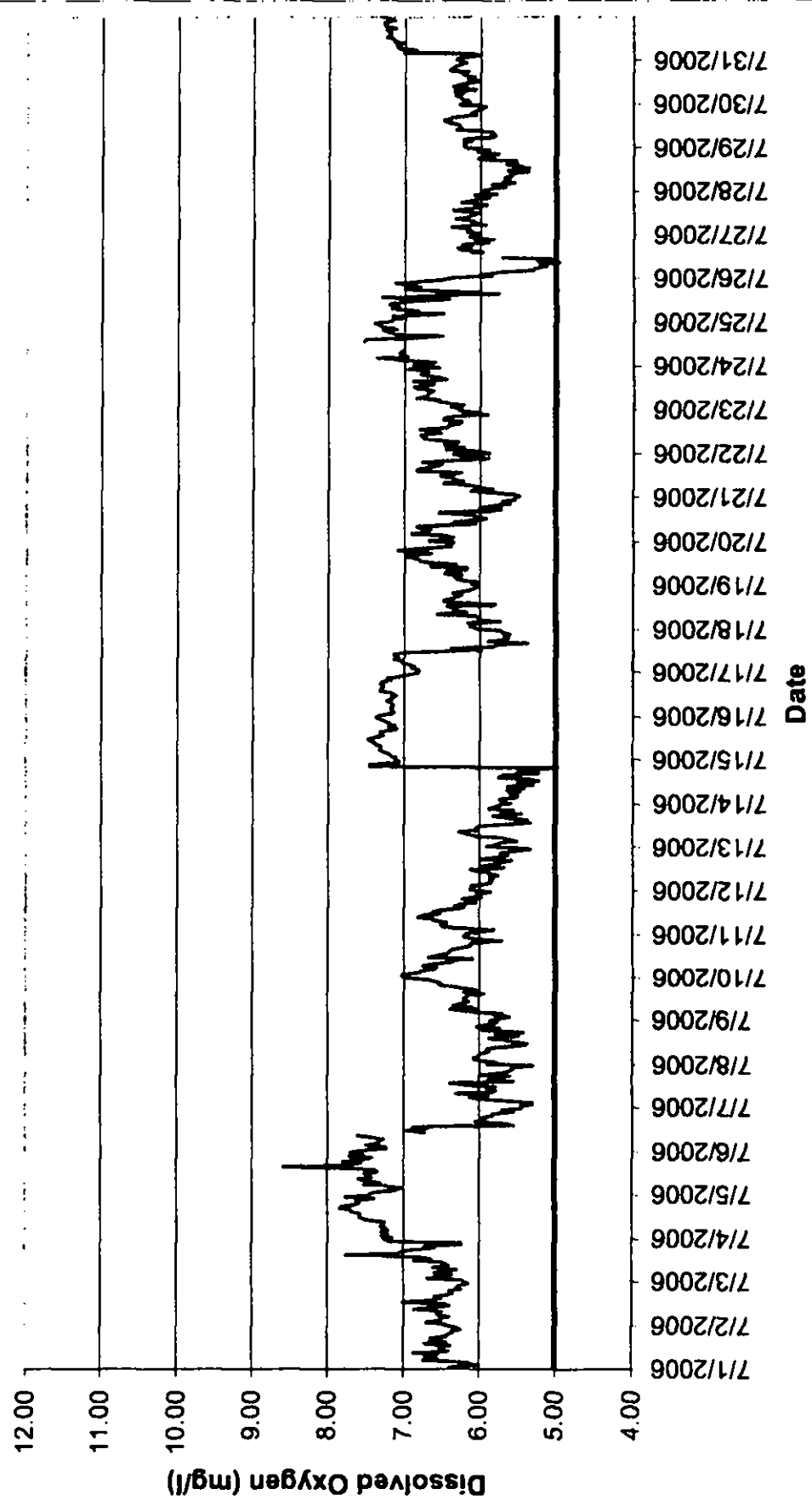
High Falls Tailrace Dissolved Oxygen - June 2006

— June — Water Quality Standard




High Falls Tailrace Dissolved Oxygen - July 2006

— July — Water Quality Standard



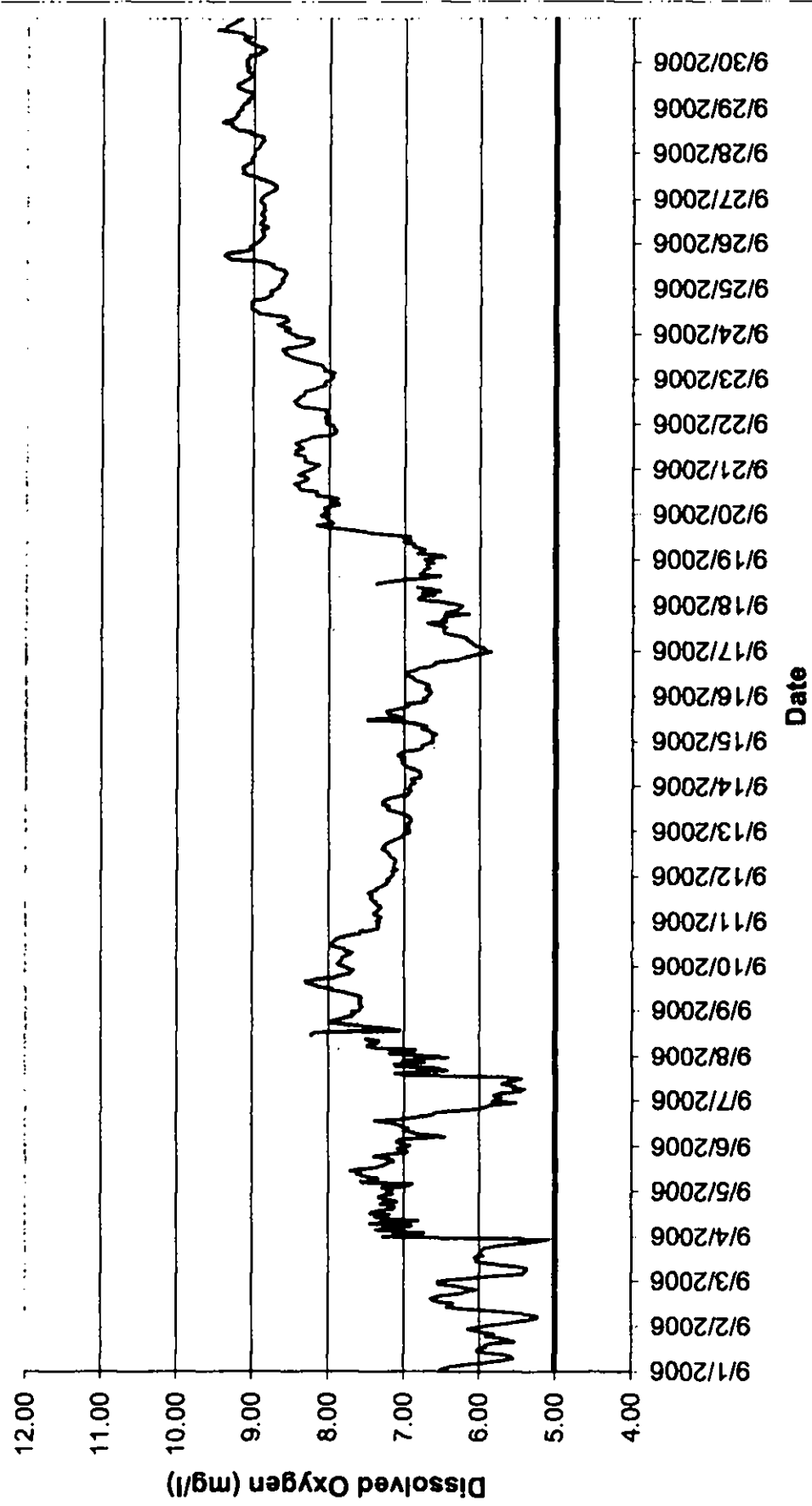
High Falls Tailrace Dissolved Oxygen - August 2006

— August — Water Quality Standard



High Falls Tailrace Dissolved Oxygen - September 2006

— September — Water Quality Standard



High Falls Tailrace Dissolved Oxygen Summary - June 2006

Time	06/01/06	06/02/06	06/03/06	06/04/06	06/05/06	06/06/06	06/07/06	06/08/06	06/09/06	06/10/06	06/11/06	06/12/06	06/13/06	06/14/06	06/15/06	06/16/06
HHMMSS	0	7.0	6.8	6.5	6.0	5.7	6.3	6.1	6.2	5.7	6.1	5.8	5.8	6.3	6.7	6.5
10000	7.0	6.9	6.9	6.6	6.1	5.8	6.1	6.2	6.1	5.7	6.0	5.9	5.8	6.4	6.5	6.9
20000	7.1	6.9	6.9	6.5	6.1	5.8	6.1	6.0	6.1	5.7	5.9	5.9	5.8	6.2	6.9	6.7
30000	7.0	6.9	6.8	6.6	6.1	5.8	6.2	5.9	6.0	5.8	5.9	6.0	5.7	6.3	6.8	6.8
40000	7.1	6.9	6.8	6.6	6.1	5.8	6.2	5.9	6.0	5.8	5.9	6.0	5.7	6.4	6.7	6.6
50000	7.1	6.9	6.8	6.6	6.1	5.8	6.1	5.9	6.1	5.8	5.8	6.1	5.7	6.5	7.1	6.7
60000	7.1	6.9	6.8	6.5	6.0	5.7	6.2	6.1	6.2	5.8	5.9	6.1	5.8	6.5	6.8	6.3
70000	7.1	6.9	6.8	6.8	6.1	5.7	6.3	6.2	6.1	6.0	5.9	6.2	5.8	6.5	6.9	6.6
80000	7.1	7.0	6.8	6.6	6.2	5.7	6.3	6.1	6.3	6.1	5.9	6.4	5.9	6.4	6.9	6.3
90000	7.1	7.0	6.8	6.6	6.2	5.8	6.4	6.2	6.5	6.1	6.0	6.4	6.0	6.5	6.9	6.4
100000	7.1	7.0	6.9	6.6	6.2	5.8	6.6	5.8	6.5	6.1	6.0	6.6	5.9	6.5	6.8	5.9
110000	7.1	6.9	7.0	6.5	6.0	5.6	6.4	5.8	6.7	6.3	6.1	6.5	6.0	6.6	7.1	5.7
120000	7.1	6.9	7.0	6.5	6.0	5.6	6.5	5.9	6.8	6.4	6.2	6.6	6.0	6.4	6.7	5.6
130000	7.1	6.9	6.9	6.5	6.1	6.0	6.6	5.9	6.7	6.5	6.3	6.6	5.9	6.6	6.7	5.5
140000	7.0	6.8	6.8	6.4	6.1	6.1	6.7	6.0	6.7	6.4	6.4	6.6	6.5	6.6	6.7	5.5
150000	7.0	6.9	6.9	6.4	6.0	6.1	6.7	6.0	6.7	6.4	6.4	6.5	6.4	6.6	6.7	5.4
160000	6.9	6.8	6.8	6.4	6.0	6.0	6.7	6.0	6.5	6.4	6.5	6.8	6.7	6.4	7.0	5.0
170000	6.9	6.8	6.8	6.4	5.9	6.1	6.7	6.0	6.2	6.4	6.4	6.5	6.6	6.4	6.4	5.1
180000	6.9	6.8	6.6	6.3	5.8	6.0	6.7	6.1	6.1	6.4	6.3	6.5	6.6	6.2	6.6	5.5
190000	6.9	6.8	6.6	6.3	5.7	6.2	6.7	6.2	6.0	6.4	6.2	6.4	6.7	6.4	6.3	5.5
200000	6.8	6.8	6.5	6.2	5.6	6.1	6.5	6.2	5.9	6.4	6.0	6.2	6.4	6.5	6.5	5.3
210000	6.8	6.7	6.5	6.1	5.7	6.1	6.4	6.1	5.8	6.3	5.9	6.0	6.6	6.7	6.7	5.3
220000	6.8	6.7	6.5	6.1	5.7	6.1	6.3	6.3	5.8	6.2	5.8	5.9	6.4	6.5	6.6	5.3
230000	6.8	6.8	6.5	6.0	5.8	6.2	6.3	6.3	5.8	6.2	5.8	5.9	6.5	6.8	6.8	5.4
Daily Max	7.1	7.0	7.0	6.6	6.2	6.2	6.7	6.3	6.8	6.6	6.5	6.6	6.7	6.8	7.1	6.9
Daily Min	6.8	6.7	6.5	6.0	5.6	5.6	6.1	5.8	5.8	5.7	5.8	5.8	5.7	6.2	6.3	5.0
Average	7.0	6.9	6.8	6.4	6.0	5.9	6.4	6.1	6.2	6.1	6.1	6.3	6.1	6.5	6.7	5.9

License Minimum DO: 5.0 mg/l

High Falls Tailrace Dissolved Oxygen Summary - June 2006

Time	06/17/06	06/18/06	06/18/06	06/20/06	06/21/06	06/22/06	06/23/06	06/24/06	06/25/06	06/26/06	06/27/06	06/28/06	06/29/06	06/30/06
HHMASS	5.5	5.5	5.8	5.4	5.9	5.4	6.1	5.7	6.1	5.9	6.0	6.1	5.9	6.1
0	5.5	5.6	5.7	5.4	5.9	5.7	6.0	5.8	6.1	5.9	5.8	6.1	5.9	6.4
10000	5.5	5.7	5.7	5.4	5.8	5.5	5.8	5.8	6.3	6.0	6.1	6.1	5.7	6.4
20000	5.7	5.7	5.7	5.4	5.8	5.5	5.6	5.9	6.0	6.4	6.0	6.0	5.7	6.3
30000	5.7	5.8	5.7	5.4	5.8	5.5	5.7	6.2	6.3	5.9	5.9	5.9	5.9	6.5
40000	5.6	5.6	5.8	5.8	5.8	5.8	5.7	6.1	6.1	6.0	5.9	6.2	5.7	6.6
50000	5.6	5.5	5.5	5.3	5.7	5.8	5.8	6.1	6.1	6.0	6.0	6.1	5.6	6.7
60000	5.5	5.5	5.6	5.5	5.8	5.7	5.9	6.0	6.1	6.1	6.0	6.0	5.6	6.7
70000	5.5	5.5	5.5	5.6	5.6	5.7	5.8	6.1	6.2	6.1	6.2	6.2	5.5	6.8
80000	5.6	5.5	5.5	5.7	5.5	5.8	6.0	5.9	6.2	6.1	6.4	6.3	5.9	7.0
90000	5.8	5.6	5.9	6.0	5.6	5.8	6.1	5.9	6.4	6.3	6.4	6.3	5.9	7.0
100000	5.6	5.8	5.9	5.8	5.9	5.5	6.0	6.0	6.3	6.3	6.6	6.1	5.8	6.9
110000	5.5	5.7	5.8	6.0	5.8	5.8	6.2	6.1	6.6	6.6	6.7	6.2	5.7	6.9
120000	5.5	5.7	6.0	5.8	6.1	5.9	6.3	6.2	6.6	7.3	6.5	6.3	5.8	6.7
130000	5.6	5.7	6.0	5.8	5.9	5.7	6.1	5.9	6.7	7.3	6.3	6.1	6.0	7.0
140000	5.5	5.8	5.9	5.8	5.8	6.0	6.0	6.0	6.6	6.6	6.6	6.2	5.7	6.8
150000	5.6	5.8	6.1	5.6	5.8	6.1	5.9	5.8	6.8	6.2	6.5	6.1	5.9	6.6
160000	5.4	5.8	6.0	5.8	5.7	6.2	6.2	6.2	6.7	6.3	6.4	6.4	5.8	6.8
170000	5.2	5.8	6.3	5.7	5.7	6.2	6.0	6.2	6.6	6.1	6.3	6.4	6.0	6.7
180000	5.2	5.7	6.3	5.5	5.7	6.4	5.8	6.1	6.4	6.2	6.3	6.5	5.9	6.0
190000	5.2	5.5	6.3	5.6	5.4	6.3	6.1	5.9	6.3	6.0	6.2	6.4	5.8	6.2
200000	5.3	5.7	6.1	5.7	5.7	6.4	5.5	6.0	6.3	5.8	6.1	6.2	7.6	6.1
210000	5.4	5.5	6.0	5.7	5.5	6.3	5.8	5.7	6.3	5.8	6.0	6.3	5.4	6.0
220000	5.3	5.5	5.9	5.7	5.5	6.4	5.7	5.8	5.9	5.9	6.1	5.9	5.4	6.0
230000	5.4	5.6	5.7	5.7	5.3	6.1	5.7	6.0	5.9	5.8	6.1	6.0	6.2	6.3
Daily Max	5.8	5.8	6.3	6.0	6.1	6.4	6.3	6.2	6.8	7.3	6.7	6.5	7.6	7.0
Daily Min	5.2	5.5	5.5	5.3	5.3	5.4	5.5	5.7	5.9	5.8	5.8	5.9	5.4	6.0
Average	5.5	5.6	5.9	5.6	5.7	5.9	5.9	6.0	6.3	6.2	6.2	6.2	5.9	6.5

Missing data on 6/26 due to equipment change out.

High Falls Tailrace Dissolved Oxygen Summary - July 2006

Time	07/01/06	07/02/06	07/03/06	07/04/06	07/05/06	07/06/06	07/07/06	07/08/06	07/09/06	07/10/06	07/11/06	07/12/06	07/13/06	07/14/06	07/15/06	07/16/06
HH:MM:SS	0	6.4	6.5	6.2	7.2	7.4	7.5	5.5	5.7	7.0	6.2	6.1	5.9	5.6	7.1	7.3
10000	6.3	6.7	6.7	7.3	7.3	7.2	5.3	5.8	5.6	7.0	6.0	6.1	5.8	5.7	7.1	7.2
20000	6.0	6.5	6.5	7.2	7.1	7.2	5.3	6.0	5.8	6.8	5.8	6.1	6.7	5.7	7.2	7.1
30000	6.2	6.5	6.4	7.3	7.0	7.5	5.6	6.1	5.7	6.8	6.3	6.0	5.5	5.5	7.2	7.2
40000	6.7	6.4	6.6	7.2	7.2	7.3	5.9	6.0	6.2	6.6	6.5	5.9	5.6	5.5	7.3	7.2
50000	6.6	6.8	6.4	7.2	7.5	7.3	6.1	6.0	6.4	6.8	6.5	5.9	5.7	5.6	7.3	7.2
60000	6.7	6.6	6.3	7.3	7.3	7.3	5.9	6.0	6.1	6.8	6.4	5.8	6.1	5.5	7.3	7.1
70000	6.5	6.5	6.6	7.3	7.5	7.4	6.3	5.9	6.3	6.6	6.6	5.9	6.2	5.8	7.3	7.2
80000	6.9	6.9	6.4	7.2	7.6	7.6	5.8	5.9	6.3	6.4	6.6	5.8	6.3	5.4	7.4	7.2
90000	6.4	6.6	6.4	7.4	7.4	7.4	5.8	5.8	6.1	6.4	6.8	5.9	6.0	5.6	7.4	7.2
100000	6.5	6.4	6.5	7.5	7.4	6.7	5.9	5.4	6.2	6.1	6.7	5.9	6.1	5.3	7.4	7.2
110000	6.5	6.5	6.9	7.6	7.5	7.0	5.8	5.4	6.2	6.7	6.5	6.1	6.0	5.5	7.5	7.1
120000	6.4	7.0	6.6	7.6	7.3	6.7	6.2	5.6	6.2	6.5	6.6	5.7	5.9	5.2	7.4	7.2
130000	6.7	6.6	6.8	7.6	7.4	6.9	6.4	5.7	6.2	6.4	6.5	6.0	5.3	5.4	7.3	7.3
140000	6.4	6.5	7.7	7.7	7.7	7.7	5.6	5.9	5.9	6.4	6.2	5.8	5.5	5.7	7.3	7.3
150000	6.6	6.6	7.1	7.7	8.6	6.7	5.9	5.5	6.2	6.4	6.3	5.7	5.4	5.7	7.3	7.3
160000	6.6	6.4	7.0	7.7	7.7	7.7	5.9	5.8	6.1	6.2	6.3	5.6	5.6	5.2	7.2	7.3
170000	6.4	6.3	6.9	7.8	7.5	5.9	5.6	5.4	6.2	6.1	6.1	6.0	5.8	5.5	7.1	7.3
180000	6.4	6.4	6.6	7.6	7.8	6.0	6.0	6.0	6.3	6.1	6.1	5.7	5.5	5.2	7.2	7.3
190000	6.3	6.2	6.7	7.8	7.5	5.8	5.7	5.7	6.5	6.1	6.2	5.6	5.7	5.0	7.1	7.2
200000	6.4	6.3	6.2	7.6	7.4	5.8	5.6	6.0	6.5	5.7	6.0	5.7	5.6	7.4	7.2	7.2
210000	6.2	6.3	6.2	7.4	7.7	5.6	5.6	5.9	6.6	6.1	6.1	5.6	5.9	7.4	7.3	7.1
220000	6.3	6.1	7.2	7.8	7.5	5.7	5.6	5.8	6.7	6.2	6.0	5.3	5.8	7.1	7.3	6.9
230000	6.4	6.2	7.3	7.5	7.7	5.4	5.3	5.9	7.0	6.2	5.9	5.4	5.7	7.1	7.4	6.8
Daily Max	6.9	7.0	7.7	7.8	8.6	7.6	6.4	6.1	7.0	7.0	6.8	6.1	6.3	7.4	7.5	7.3
Daily Min	6.0	6.1	6.2	7.2	7.0	5.4	5.3	5.4	5.6	5.7	5.8	5.3	5.3	5.0	7.1	6.8
Average	6.5	6.5	6.7	7.5	7.5	6.6	5.8	5.8	6.2	6.4	6.3	5.8	5.8	5.8	7.3	7.2

Missing data on 7/6 due to equipment change.

License Minimum Dissolved Oxygen: 5.0 mg/l

High Falls Tailrace Dissolved Oxygen Summary - July 2006

Time	07/17/06	07/18/06	07/19/06	07/20/06	07/21/06	07/22/06	07/23/06	07/24/06	07/25/06	07/26/06	07/27/06	07/28/06	07/29/06	07/30/06	07/31/06
0	6.8	6.0	6.1	6.7	5.5	5.9	6.2	6.9	7.2	6.3	6.0	6.0	6.2	6.1	6.3
10000	6.8	6.1	6.0	6.4	5.6	6.1	6.4	6.6	7.2	5.9	6.2	5.9	6.2	6.2	6.2
20000	6.9	6.1	6.2	6.4	5.8	6.4	6.2	6.6	7.0	6.0	6.1	5.7	6.2	6.3	6.0
30000	6.9	6.2	6.3	6.5	6.1	6.2	6.4	7.0	7.2	5.8	6.2	5.8	6.1	6.3	6.1
40000	6.9	5.7	6.3	6.9	5.8	6.5	6.6	7.4	6.5	5.3	6.4	5.6	6.2	6.3	7.0
50000	7.0	6.0	6.2	6.7	6.1	6.5	6.5	7.0	7.0	5.3	5.9	5.7	5.9	6.2	6.9
60000	7.0	6.0	6.5	6.6	6.1	6.3	6.8	7.0	6.8	5.1	6.1	5.6	6.3	6.3	7.1
70000	7.1	6.1	6.4	6.8	6.5	6.6	6.7	7.1	7.2	5.2	6.1	5.7	5.8	6.1	7.1
80000	7.1	6.6	6.2	6.8	6.2	6.7	6.7	7.0	7.1	6.0	6.3	5.6	5.9	6.3	7.1
90000	7.1	6.2	6.2	6.1	6.3	6.8	6.7	7.0	7.2	5.2	6.2	5.6	6.3	6.4	7.0
100000	7.1	6.3	6.6	6.3	6.4	6.8	6.6		7.1	5.1	6.1	5.4	6.3	6.2	7.1
110000	6.9	6.3	6.3	6.1	6.5	6.5	6.8		6.9	5.7	6.0	5.6	6.3	6.1	7.2
120000	6.0	6.4	6.7	5.9	6.4	6.6	6.9		6.4	6.2	6.2	5.4	6.3	6.0	7.2
130000	6.4	5.8	6.8	6.0	6.2	6.8	6.6	7.5	7.3	6.1	6.4	5.5	6.4	6.2	7.2
140000	5.8	6.3	6.8	6.1	6.8	6.4	6.6	7.5	6.6	6.0	6.0	5.7	6.5	6.1	7.2
150000	5.8	6.5	6.9	6.5	6.8	6.4	6.9	6.9	5.8	6.2	6.1	5.5	6.4	6.2	7.2
160000	5.4	6.3	7.0	5.9	6.7	6.3	6.4	6.5	6.2	6.3	5.9	5.5	6.4	6.2	7.3
170000	5.9	6.3	6.6	6.7	6.5	6.2	6.5	7.1	6.8	6.1	6.3	6.0	6.1	6.2	7.1
180000	5.7	6.2	6.9	6.0	6.5	6.5	6.7	7.2	7.0	6.2	6.1	5.8	6.1	6.4	7.3
190000	5.6	6.4	7.1	5.8	6.8	6.5	6.8	7.3	6.8	5.9	6.0	6.0	6.1	6.4	7.3
200000	5.7	6.2	6.7	5.6	6.1	6.3	6.7	7.1	6.9	6.1	5.9	5.8	6.0	6.3	7.3
210000	5.6	6.1	6.4	5.7	5.9	5.9	6.7	7.3	7.1	5.8	6.1	6.0	6.0	6.3	7.1
220000	5.7	6.0	6.4	5.5	6.1	6.0	6.9	7.3	6.8	6.2	5.8	5.9	5.9	6.2	7.2
230000	5.7	6.1	6.3	5.5	6.4	6.3	6.5	7.4	6.5	6.1	5.9	6.2	6.3	6.3	7.3
Daily Max	7.1	6.6	7.1	6.9	6.8	6.8	6.9	7.5	7.3	6.3	6.4	6.2	6.5	6.4	7.3
Daily Min	5.4	5.7	6.0	5.5	5.5	5.9	6.2	6.5	5.8	5.0	5.8	5.4	5.8	6.0	6.0
Average	6.4	6.2	6.5	6.2	6.3	6.4	6.6	7.1	6.9	5.8	6.1	5.7	6.2	6.2	7.0

Missing data on 7/24 due to equipment failure. Had difficulty calibrating new monitor.
 Missing data on 7/26 due to equipment change.

High Falls Tailrace Dissolved Oxygen Summary - August 2006

Time	08/01/06	08/02/06	08/03/06	08/04/06	08/05/06	08/06/06	08/07/06	08/08/06	08/09/06	08/10/06	08/11/06	08/12/06	08/13/06	08/14/06	08/15/06	08/16/06
HHMMSS	0	7.3	7.3	7.0	6.6	6.0	6.2	7.2	7.5	7.2	7.1	6.9	7.1	6.8	6.8	7.1
10000	7.3	7.3	7.6	7.3	6.8	6.3	6.5	7.0	7.6	7.3	7.2	7.0	7.2	7.0	6.9	7.2
20000	7.2	7.3	7.5	7.2	6.5	6.2	6.6	6.8	7.6	7.3	7.4	7.0	7.2	6.6	6.9	7.2
30000	7.2	7.3	7.4	7.3	6.8	5.8	6.4	6.9	7.6	7.3	7.4	7.0	7.3	6.6	6.9	7.2
40000	7.1	7.3	6.9	7.2	8.2	6.5	6.9	7.4	7.5	7.4	7.4	7.2	7.4	6.4	6.6	7.0
50000	7.2	7.3	7.1	7.3	6.6	6.6	6.6	7.5	7.4	7.4	7.4	7.2	7.4	6.6	6.8	6.9
60000	7.1	7.3	7.1	7.2	6.6	6.4	6.6	7.5	7.6	7.4	7.4	7.3	7.3	6.7	6.7	6.8
70000	7.1	7.4	6.9	7.3	6.3	6.4	6.8	7.5	7.5	7.4	7.4	7.4	7.4	6.7	6.9	6.8
80000	7.1	7.3	7.2	7.0	6.8	6.3	6.8	7.6	7.8	7.5	7.5	7.4	7.6	7.1	7.2	6.9
90000	7.2	7.4	7.2	7.4	6.5	6.2	6.8	7.6	7.7	7.5	7.6	7.6	7.6	7.2	7.5	7.0
100000	7.2	7.4	6.6	7.4	6.5	6.1	6.8	7.6	7.6	7.5	7.5	7.7	7.6	7.4	7.5	7.3
110000	7.2	7.5	8.8	7.0	6.6	6.6	6.9	7.7	7.7	7.5	7.3	7.6	7.7	7.7	7.5	7.1
120000	7.2	7.6	6.8	5.5	6.8	6.4	7.0	7.7	7.4	7.5	7.3	7.6	7.7	7.7	7.3	7.3
130000	7.2	7.6	6.8	6.7	6.8	6.6	7.0	7.6	7.7	7.2	7.1	7.5	7.5	7.7	7.5	7.3
140000	7.3	7.5	6.8	6.9	6.5	6.8	6.9	7.6	7.4	7.1	7.0	7.8	7.6	7.7	7.5	7.3
150000	7.2	7.5	7.2	6.9	6.2	6.4	7.0	7.6	7.4	7.2	7.0	7.7	7.5	7.7	7.6	7.0
160000	7.2	7.5	7.0	6.4	6.4	6.0	7.2	7.5	7.6	7.0	7.1	7.6	7.4	7.7	7.6	6.9
170000	7.2	7.6	7.1	6.3	6.4	6.2	7.2	7.5	7.3	7.1	7.1	7.5	7.0	7.6	7.6	6.9
180000	7.2	7.6	7.2	6.6	6.4	6.2	7.2	7.5	7.4	7.1	7.1	7.3	7.1	7.5	7.7	6.8
190000	7.2	7.5	7.0	6.8	6.2	5.9	7.2	7.5	7.3	6.9	7.1	7.1	7.0	7.4	7.6	6.7
200000	7.2	7.5	7.0	6.9	6.2	5.9	7.1	7.5	7.2	6.9	7.0	7.1	7.0	7.3	7.3	6.7
210000	7.2	7.6	7.2	6.8	6.7	5.7	6.9	7.5	7.4	6.9	6.8	6.9	7.0	7.1	7.1	6.8
220000	7.2	7.5	7.0	6.8	6.2	6.3	7.1	7.5	7.4	6.7	6.7	7.2	7.0	7.1	6.9	6.7
230000	7.2	7.6	7.2	6.7	6.6	6.5	7.1	7.5	7.3	6.9	6.8	7.1	6.9	6.9	7.0	6.7
Daily Max	7.3	7.6	7.6	7.4	6.9	6.8	7.2	7.7	7.7	7.5	7.6	7.7	7.7	7.7	7.7	7.3
Daily Min	7.1	7.3	6.6	5.5	6.2	5.7	6.2	6.8	7.2	6.9	6.7	6.9	6.9	6.4	6.6	6.7
Average	7.2	7.4	7.1	6.9	6.5	6.3	6.9	7.5	7.5	7.2	7.2	7.3	7.3	7.2	7.2	7.0

License Minimum Dissolved Oxygen: 5.0 mg/l

High Falls Tailrace Dissolved Oxygen Summary - August 2006

Time	08/17/06	08/18/06	08/19/06	08/20/06	08/21/06	08/22/06	08/23/06	08/24/06	08/25/06	08/26/06	08/27/06	08/28/06	08/29/06	08/30/06	08/31/06
HHMMSS	08/17/06	08/18/06	08/19/06	08/20/06	08/21/06	08/22/06	08/23/06	08/24/06	08/25/06	08/26/06	08/27/06	08/28/06	08/29/06	08/30/06	08/31/06
0	6.8	7.4	7.4	8.3	8.0	7.8	7.5	7.4	7.5	7.4	7.4	7.2	6.7	7.2	5.6
10000	7.0	7.5	7.4	8.4	7.9	7.8	7.5	7.4	7.6	7.5	7.2	7.0	6.7	7.3	5.8
20000	6.7	7.5	7.3	8.3	8.0	7.9	7.6	7.6	7.6	7.4	7.3	7.1	6.7	7.3	5.7
30000	6.8	7.5	7.2	8.2	8.0	7.9	7.7	7.3	7.6	7.5	7.3	7.1	6.7	7.3	5.7
40000	7.2	7.2	7.3	8.1	8.1	8.0	8.1	6.3	7.8	7.4	7.3	7.0	6.6	7.2	5.7
50000	7.3	7.3	7.2	8.0	8.2	7.7	8.1	6.6	7.6	7.5	7.2	7.0	6.7	7.1	5.7
60000	7.4	7.2	7.3	7.9	8.2	7.8	8.0	6.6	7.5	7.4	7.1	6.9	6.7	7.0	5.8
70000	7.4	7.3	7.3	7.9	8.1	7.9	8.1	7.1	7.5	7.4	7.2	7.1	6.8	7.0	5.8
80000	7.5	7.4	7.4	8.1	7.9	8.0	8.1	7.2	7.5	7.3	7.1	7.2	6.7	7.1	6.0
90000	7.4	7.5	7.8	7.8	8.2	8.1	8.2	7.6	7.7	7.4	7.0	7.1	7.0	7.2	6.2
100000	7.6	7.4	8.0	8.0	7.6	8.1	8.2	7.9	7.6	7.4	7.1	7.3	7.1	7.1	6.3
110000	7.9	7.5	8.4	8.0	7.5	8.2	7.5	8.0	7.7	7.4	7.3	7.3	7.1	7.0	6.3
120000	7.6	7.6	8.5	8.0	7.8	8.1	8.0	8.1	7.6	7.6	7.3	7.3	7.1	6.7	6.3
130000	7.8	7.6	8.4	8.0	7.7	8.1	8.1	8.1	7.7	7.5	7.3	7.2	7.1	6.4	6.2
140000	7.9	7.8	8.5	8.2	7.8	8.1	7.7	7.9	7.7	7.5	7.4	7.2	6.8	6.4	6.1
150000	7.9	7.9	8.4	7.9	7.7	8.1	7.7	7.7	7.8	7.5	7.4	7.2	6.8	6.4	6.3
160000	7.8	7.9	8.5	8.1	7.8	8.1	7.7	7.7	7.8	7.5	7.5	7.1	6.8	6.3	6.2
170000	7.7	7.8	8.6	7.8	7.6	7.7	7.6	7.6	7.7	7.4	7.4	7.1	7.0	6.2	6.2
180000	7.6	7.7	8.5	7.8	7.5	7.6	7.9	7.4	7.7	7.4	7.4	7.1	7.0	6.0	6.2
190000	7.2	7.5	8.4	7.7	7.6	7.5	7.6	7.3	7.6	7.3	7.5	6.9	6.9	5.8	6.1
200000	7.3	7.6	8.4	7.7	7.5	7.3	7.5	7.3	7.5	7.5	7.4	6.9	6.9	5.8	6.1
210000	7.5	7.5	8.4	7.9	7.5	7.3	7.2	7.5	7.5	7.3	7.3	6.9	7.0	5.6	6.3
220000	7.4	7.6	8.4	7.8	7.6	7.4	7.4	7.5	7.5	7.4	7.2	6.9	7.1	5.6	6.4
230000	7.2	7.6	8.4	8.0	7.5	7.4	7.6	7.6	7.5	7.2	7.2	6.7	7.2	5.6	6.5
Daily Max	7.9	7.9	8.6	8.4	8.2	8.2	8.2	8.1	7.8	7.6	7.6	7.3	7.2	7.3	6.5
Daily Min	6.7	7.2	7.2	7.7	7.5	7.3	7.2	6.3	7.5	7.2	7.0	6.7	6.6	5.6	5.6
Average	7.4	7.5	8.0	8.0	7.8	7.8	7.8	7.4	7.6	7.4	7.3	7.1	6.9	6.6	6.0

Missing data on 8/23 and 8/31 due to equipment change out.

High Falls Tailrace Dissolved Oxygen Summary - September 2006

Time	09/01/06	09/02/06	09/03/06	09/04/06	09/05/06	09/06/06	09/07/06	09/08/06	09/09/06	09/10/06	08/11/06	09/12/06	09/13/06	09/14/06	09/15/06	09/16/06
0	6.5	5.8	6.5	7.0	7.1	6.9	5.8	7.0	7.6	7.8	7.4	7.1	6.9	6.9	6.6	6.7
10000	6.5	5.6	6.1	6.7	7.3	7.0	5.7	7.2	7.6	7.9	7.3	7.1	7.0	6.9	6.6	6.7
20000	6.4	5.5	5.8	7.1	7.0	7.1	5.8	6.9	7.6	7.8	7.3	7.2	6.9	6.9	6.6	6.7
30000	6.2	5.4	5.4	7.4	6.8	7.1	5.7	6.8	7.6	7.8	7.4	7.1	7.0	6.9	6.6	6.7
40000	5.9	5.2	5.4	7.1	7.6	6.7	5.5	7.3	7.6	7.8	7.4	7.1	6.9	6.8	6.6	6.7
50000	5.7	5.2	5.4	6.9	7.3	6.4	5.4	7.5	7.6	7.8	7.4	7.1	6.9	6.8	6.7	6.7
60000	5.5	5.3	5.4	7.4	7.3	6.8	5.5	7.5	7.6	7.7	7.3	7.1	6.9	6.8	6.8	6.7
70000	5.6	5.6	5.5	7.3	7.5	6.9	5.5	7.3	7.6	7.7	7.3	7.1	6.9	6.8	6.7	6.8
80000	5.6	5.9	5.7	6.8	7.6	7.0	5.7	7.3	7.7	7.8	7.3	7.1	7.0	6.9	6.8	6.9
90000	5.9	6.3	5.9	7.3	7.6	6.9	5.7	7.5	7.8	7.8	7.4	7.1	7.0	6.9	6.9	6.9
100000	6.0	6.4	6.0	7.4	7.7	7.0	5.5	7.4	7.9	7.9	7.4	7.2	7.1	7.0	7.1	6.9
110000	6.0	6.4	6.0	7.2	7.5	7.1	5.4	8.2	7.9	8.0	7.4	7.2	7.2	7.0	7.5	7.0
120000	5.9	6.3	6.1	7.4	7.4	7.2	5.7	8.2	8.1	8.0	7.4	7.2	7.2	7.0	7.1	6.9
130000	5.9	6.6	5.9	7.3	7.3	7.4	7.0	7.1	8.2	7.9	7.4	7.3	7.2	7.0	7.1	6.9
140000	5.8	6.6	6.0	7.1	7.2	7.0	7.1	7.2	8.3	7.9	7.4	7.3	7.3	7.0	7.2	6.8
150000	5.5	6.6	6.0	7.1	7.1	6.8	6.7	7.5	8.3	7.8	7.5	7.3	7.3	7.0	7.2	6.7
160000	5.6	6.5	6.0	7.1	7.2	6.8	6.4	7.7	8.1	7.7	7.4	7.3	7.2	7.1	7.2	6.6
170000	5.7	6.2	5.9	7.3	7.2	6.6	6.8	8.0	7.9	7.6	7.4	7.2	7.2	7.0	7.0	6.6
180000	5.9	6.2	5.7	7.1	7.4	6.4	7.1	7.9	7.9	7.6	7.3	7.2	7.1	7.0	7.0	6.5
190000	5.8	6.0	5.6	7.2	7.2	6.1	7.1	7.8	7.7	7.4	7.3	7.1	6.9	6.8	7.0	6.3
200000	5.9	6.2	5.4	7.3	6.9	5.9	6.7	7.7	7.7	7.4	7.2	7.1	6.9	6.8	6.8	6.2
210000	6.1	6.3	5.2	7.3	7.0	5.9	7.0	7.7	7.7	7.3	7.2	7.0	6.9	6.8	6.7	6.1
220000	6.2	6.5	5.1	7.1	7.1	5.5	6.7	7.7	7.7	7.4	7.2	7.0	6.9	6.7	6.0	6.0
230000	6.0	6.5	7.3	7.2	7.0	5.8	6.4	7.6	7.8	7.3	7.2	6.9	6.9	6.6	6.7	5.9
Daily Max	6.5	6.6	7.3	7.4	7.7	7.4	7.1	8.2	8.3	8.0	7.5	7.3	7.3	7.1	7.5	7.0
Daily Min	5.5	5.2	5.1	6.7	6.9	5.5	5.4	6.8	7.6	7.3	7.2	6.9	6.9	6.6	6.6	5.9
Average	5.9	6.1	5.8	7.2	7.3	6.7	6.2	7.5	7.8	7.7	7.3	7.1	7.0	6.9	6.9	6.6

Missing data on 9/8 due to equipment change out.

License Minimum Dissolved Oxygen: 5.0 mg/l


High Falls Tailrace Dissolved Oxygen Summary - September 2006

Time	09/17/06	09/18/06	09/19/06	09/20/06	09/21/06	09/22/06	09/23/06	09/24/06	09/25/06	09/26/06	09/27/06	09/28/06	09/29/06	09/30/06
HI-MMS	5.9	6.3	6.7	8.1	8.2	8.0	8.0	8.5	8.7	8.9	8.9	9.0	9.2	9.1
0	5.9	6.4	6.5	8.0	8.2	8.0	8.0	8.5	8.7	8.9	8.9	9.0	9.1	9.1
10000	5.9	6.4	6.5	8.0	8.2	8.0	8.0	8.5	8.7	8.9	8.9	9.0	9.1	9.1
20000	6.1	6.7	6.5	8.0	8.1	8.0	8.0	8.5	8.6	8.9	8.8	8.9	9.1	9.1
30000	6.1	6.8	6.8	8.1	8.2	8.1	7.9	8.6	8.6	8.9	8.8	8.9	9.1	9.1
40000	6.1	6.8	6.7	8.0	8.3	8.0	8.1	8.7	8.6	8.9	8.7	8.9	9.1	8.9
50000	6.2	6.6	6.7	7.9	8.3	8.0	8.1	8.6	8.6	8.9	8.7	8.9	9.0	8.9
60000	6.2	6.8	6.8	7.9	8.3	8.0	8.1	8.5	8.6	8.9	8.7	8.9	9.0	8.9
70000	6.2	6.5	6.9	8.0	8.3	8.0	8.1	8.6	8.6	8.8	8.7	8.9	9.0	8.9
80000	6.4	6.6	6.9	7.9	8.5	8.2	8.2	8.6	8.6	8.8	8.8	8.9	9.0	8.9
90000	6.5	6.8	7.0	8.0	8.4	8.4	8.3	8.8	8.6	8.9	8.8	9.0	9.1	9.0
100000	6.5	7.4	7.0	8.2	8.5	8.4	8.4	8.9	8.7	8.9	8.9	9.1	9.2	9.1
110000	6.5	7.2	6.9	8.2	8.3	8.4	8.4	8.9	8.8	8.9	9.0	9.1	9.2	9.1
120000	6.5	7.2	6.9	8.2	8.4	8.5	8.5	9.0	8.7	8.9	9.1	9.2	9.2	9.1
130000	6.6	7.1	7.2	8.4	8.4	8.4	8.6	9.0	8.8	8.9	9.1	9.2	9.2	9.0
140000	6.7	6.7	7.5	8.4	8.4	8.4	8.6	9.0	8.9	8.9	9.1	9.3	9.1	8.1
150000	6.5	6.5	7.6	8.4	8.4	8.3	8.6	9.0	8.9	8.9	9.1	9.3	9.1	9.1
160000	6.5	6.8	7.8	8.5	8.3	8.3	8.6	9.0	8.9	8.9	9.2	9.4	9.0	9.2
170000	6.5	6.8	8.0	8.4	8.2	8.3	8.4	9.0	8.8	8.8	9.1	9.4	9.0	9.5
180000	6.5	6.7	8.2	8.3	8.0	8.2	8.3	8.9	9.3	8.9	9.1	9.3	9.0	9.4
190000	6.2	6.7	7.9	8.3	7.8	8.1	8.2	8.8	8.1	8.9	9.0	9.3	9.1	9.4
200000	6.5	6.7	8.0	8.3	7.9	8.0	8.2	8.8	9.0	8.9	9.0	9.2	9.1	9.3
210000	6.3	6.7	8.0	8.4	7.9	8.1	8.2	8.8	9.0	8.9	9.0	9.2	9.1	9.3
220000	6.3	6.6	8.0	8.3	7.9	8.1	8.4	8.8	9.0	8.9	9.0	9.2	9.1	9.2
230000	6.2	6.7	8.1	8.3	7.9	8.0	8.4	8.7	9.0	8.9	9.0	9.2	9.1	9.2
Daily Max	6.7	7.4	8.2	8.5	8.5	8.6	8.6	9.0	9.4	8.9	9.2	9.4	9.2	9.5
Daily Min	5.9	6.3	6.5	7.9	7.9	7.9	7.9	8.5	8.6	8.8	8.7	8.9	9.0	8.9
Average	6.3	6.7	7.3	8.2	8.2	8.3	8.3	8.8	8.9	8.9	8.9	9.1	9.1	9.1

Missing data on 9/18 due to equipment change out.


Johnson Falls Tailwater Dissolved Oxygen - June 2006

— June — Water Quality Standard

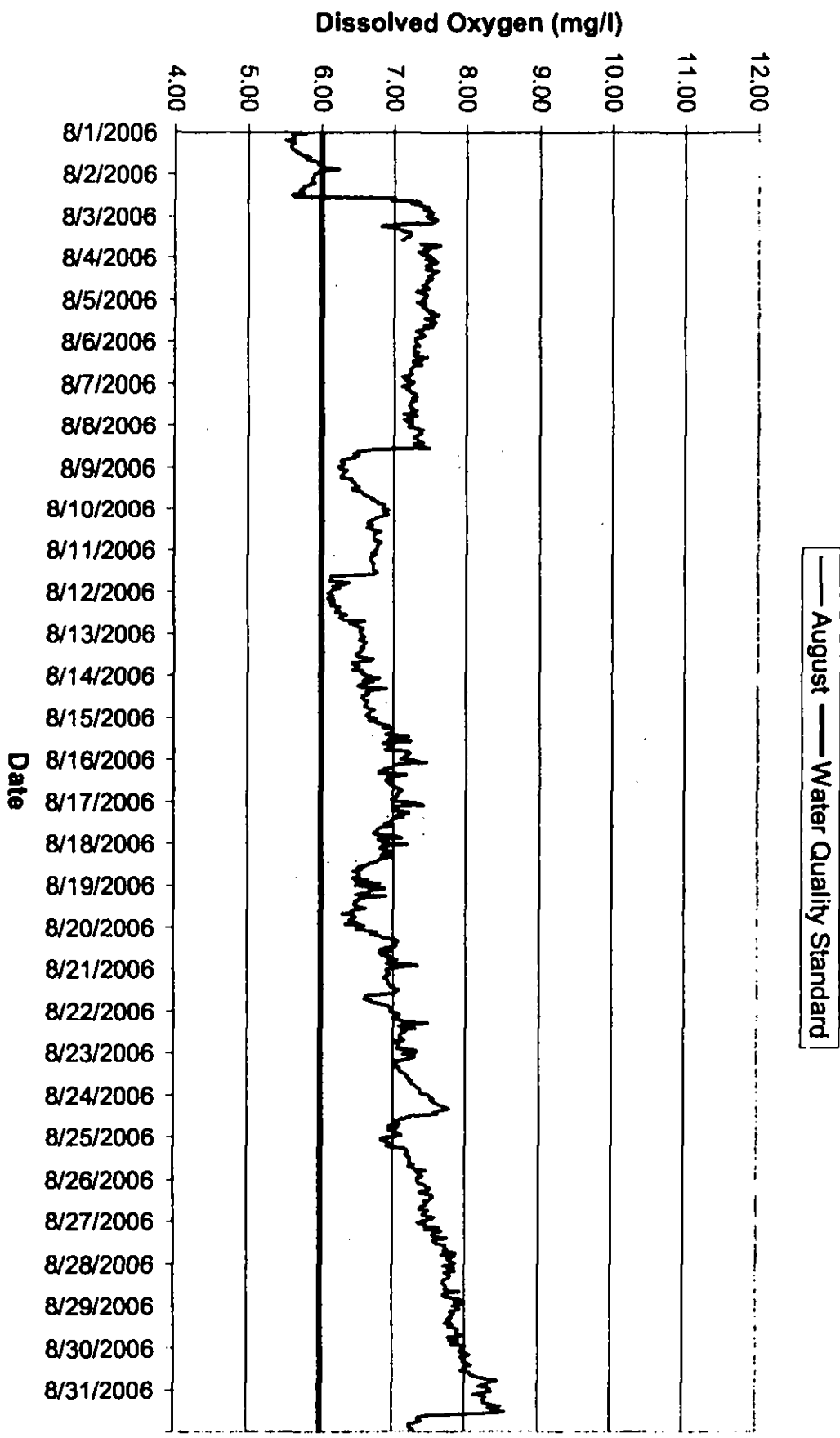


Johnson Falls Tailwater Dissolved Oxygen - July 2006

— July — Water Quality Standard

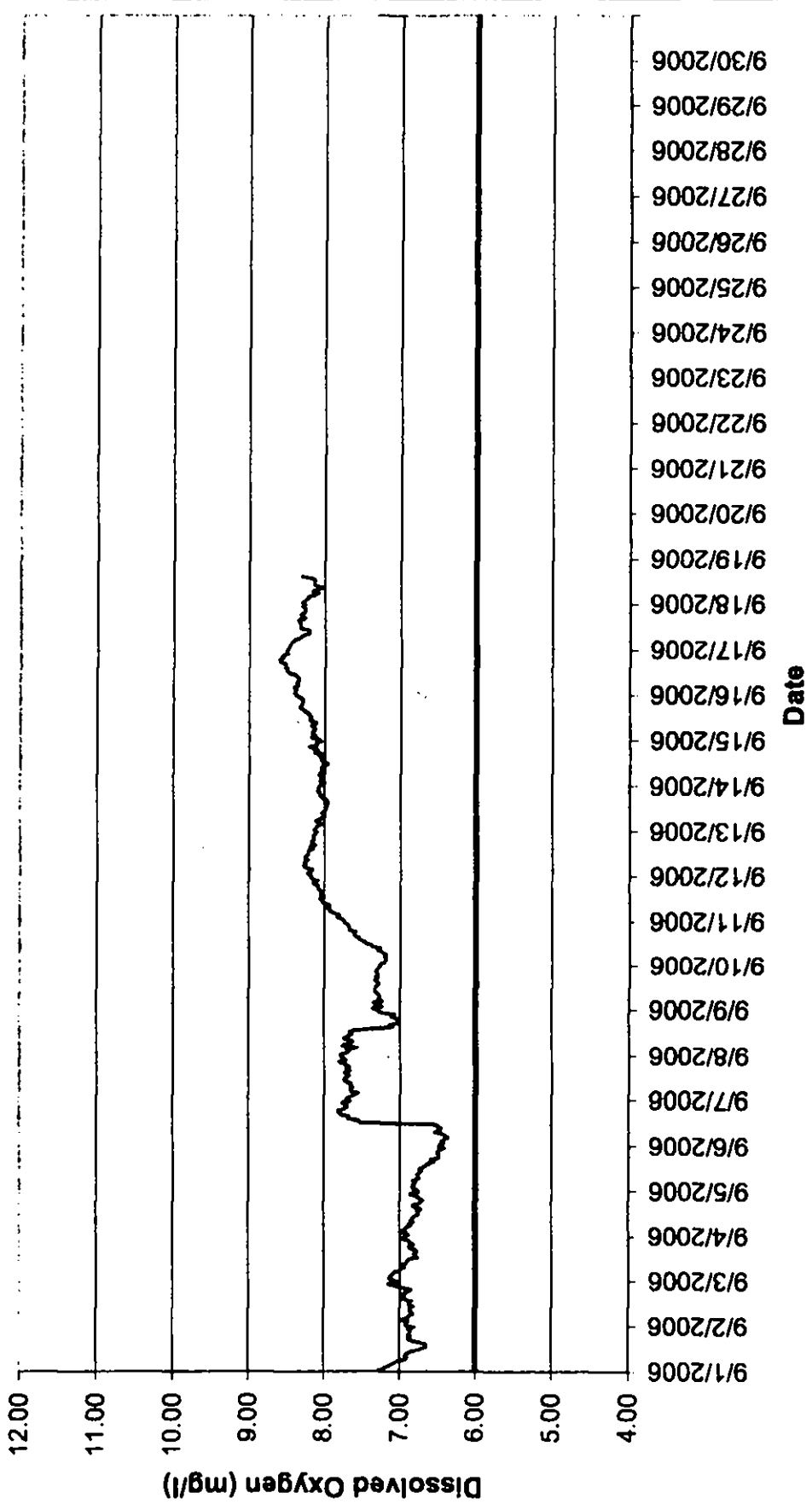


Johnson Falls Tailwater Dissolved Oxygen - August 2006



Johnson Falls Tailwater Dissolved Oxygen - September 2006

— September — Water Quality Standard



Johnson Falls Tailwater Dissolved Oxygen Summary - June 2006

Time	06/01/06	06/02/06	06/03/06	06/04/06	06/05/06	06/06/06	06/07/06	06/08/06	06/09/06	06/10/06	06/11/06	06/12/06	06/13/06	06/14/06	06/15/06	06/16/06
HHMMSS	0	8.1	7.7	7.5	7.6	7.4	7.5	7.4	6.3	6.6	6.9	7.0	7.1	6.5	6.4	6.1
	10000	8.2	7.7	7.5	7.6	7.4	7.4	7.4	6.4	6.5	7.0	6.9	7.1	6.5	6.4	6.0
	20000	8.0	7.6	7.5	7.5	7.4	7.3	7.4	6.4	6.6	6.9	7.0	7.0	6.5	6.4	6.0
	30000	8.1	7.7	7.5	7.5	7.4	7.3	7.4	6.3	6.8	7.0	6.8	7.0	6.5	6.4	5.9
	40000	8.3	7.7	7.6	7.5	7.4	7.3	7.3	6.4	6.9	7.0	6.9	7.0	6.6	6.4	6.0
	50000	8.0	7.6	7.8	7.5	7.4	7.3	7.4	6.4	6.9	6.9	6.8	6.9	6.5	6.4	5.9
	60000		7.6	7.8	7.5	7.4	7.3	7.4	6.3	7.0	7.0	6.9	6.9	6.6	6.4	5.9
	70000		7.7	7.7	7.5	7.3	7.2	7.4	6.3	7.0	6.9	6.8	6.9	6.5	6.4	5.9
	80000	8.0	7.7	7.6	7.6	7.4	7.3	7.3	6.3	7.1	6.9	6.8	6.8	6.5	6.4	5.9
	90000	8.1	7.8	7.6	7.6	7.4	7.2	7.4	6.3	7.0	6.9	6.7	6.8	6.5	6.4	5.9
	100000	8.4	7.8	7.7	7.6	7.4	7.3	7.4	6.4	6.9	6.8	6.6	6.7	6.5	6.4	5.9
	110000	7.8	7.6	7.6	7.7	7.4	7.3	7.4	6.4	6.8	6.8	6.6	6.7	6.5	6.4	5.9
	120000	7.7	7.6	7.6	7.7	7.5	7.3	7.5	6.4	6.8	6.9	6.6	6.8	6.5	6.4	5.9
	130000	7.8	7.6	7.6	7.7	7.5	7.3	6.9	6.4	6.7	6.9	6.6	6.6	6.5	6.4	5.8
	140000	7.7	7.6	7.6	7.7	7.6	7.3	6.9	6.5	6.8	7.0	6.8	6.6	6.5	6.3	5.9
	150000	7.9	7.6	7.6	7.8	7.6	7.8	6.2	6.5	6.9	6.9	6.9	6.6	6.5	6.3	6.0
	160000	7.7	7.5	7.6	7.8	7.6	7.8	6.2	6.5	7.0	6.9	6.6	6.5	6.5	6.3	6.0
	170000	7.6	7.5	7.6	7.9	7.6	7.2	6.3	6.6	7.1	7.0	6.8	6.5	6.5	6.2	6.1
	180000	7.7	7.5	7.6	7.9	7.5	7.1	6.3	6.6	7.1	7.0	6.9	6.6	6.5	6.1	6.1
	190000	7.6	7.6	7.6	7.8	7.5	7.1	6.3	6.5	6.9	7.0	6.9	6.6	6.6	6.2	6.2
	200000	7.6	7.7	7.6	7.8	7.5	7.1	6.3	6.5	7.0	6.9	6.9	6.6	6.4	6.1	6.1
	210000	7.6	7.6	7.6	7.8	7.5	7.1	6.4	6.3	7.0	7.0	6.9	6.8	6.4	6.2	6.1
	220000	7.6	7.6	7.6	7.7	7.5	7.3	6.4	6.4	6.9	7.0	7.0	6.6	6.5	6.1	6.2
	230000	7.6	7.5	7.6	7.7	7.5	7.3	6.3	6.4	6.9	7.0	7.0	6.5	6.5	6.1	6.3
Daily Max	8.4	7.7	7.7	7.9	7.8	7.6	7.8	7.5	6.6	7.1	7.0	7.0	7.1	6.8	6.4	6.4
Daily Min	7.6	7.5	7.5	7.5	7.5	7.3	7.1	6.2	6.3	6.5	6.8	6.6	6.5	6.4	6.1	5.8
Average	7.9	7.6	7.6	7.7	7.6	7.5	7.3	6.9	6.4	6.9	6.9	6.8	6.7	6.5	6.3	6.0

License Minimum DO: 6.0 mg/l
Instrument Precision - +/- 0.2 mg/l

Equipment malfunction 6/01

Johnson Falls Tailwater Dissolved Oxygen Summary - June 2006

Time	06/17/06	06/18/06	06/19/06	06/20/06	06/21/06	06/22/06	06/23/06	06/24/06	06/25/06	06/26/06	06/27/06	06/28/06	06/29/06	06/30/06
HHMMSS	06/17/06	06/18/06	06/19/06	06/20/06	06/21/06	06/22/06	06/23/06	06/24/06	06/25/06	06/26/06	06/27/06	06/28/06	06/29/06	06/30/06
0	6.3	6.2	5.8	6.0	6.4	6.7	6.7	7.4	7.5	7.4	6.8	6.9	6.7	6.8
10000	6.4	6.2	5.8	6.1	6.5	6.8	6.8	7.4	7.5	7.4	6.8	7.0	6.7	6.8
20000	6.3	6.2	5.7	6.1	6.4	6.8	7.7	7.4	7.5	7.4	6.7	6.9	6.7	6.8
30000	6.2	6.2	5.8	6.1	6.4	6.7	7.1	7.4	7.4	7.4	6.7	6.9	6.7	6.7
40000	6.2	6.2	5.7	6.2	6.4	6.7	7.2	7.3	7.4	7.2	6.8	6.9	6.6	6.8
50000	6.2	6.3	5.7	6.2	6.4	6.7	7.5	7.4	7.4	7.2	6.7	6.8	6.7	6.7
60000	6.2	6.3	5.8	6.2	6.5	6.7	7.3	7.4	7.4	7.2	6.8	6.7	6.6	6.8
70000	6.2	6.3	5.8	6.2	6.5	6.7	7.3	7.5	7.4	7.2	6.7	6.7	6.6	6.7
80000	6.1	6.3	5.7	6.2	6.6	6.6	7.3	7.4	7.3	7.2	6.7	6.7	6.5	6.7
90000	6.0	6.3	5.8	6.3	6.6	6.6	7.3	7.4	7.3	7.2	6.7	6.7	6.6	6.7
100000	6.2	6.3	5.7	6.2	6.7	6.6	7.3	7.4	7.3	7.2	6.7	6.7	6.6	6.7
110000	6.0	6.3	5.7	6.2	6.7	6.6	7.3	7.2	7.3	7.2	6.6	6.6	6.6	6.7
120000	6.4	6.2	5.6	6.3	6.7	6.5	7.3	7.3	7.3	7.2	6.7	6.6	6.7	6.7
130000	6.1	6.1	5.7	6.2	6.7	6.5	7.3	7.4	7.4	7.2	6.8	6.6	6.7	6.7
140000	5.9	6.1	5.7	6.2	6.7	6.4	7.4	7.3	7.4	6.5	6.9	6.6	6.7	6.7
150000	6.0	6.0	5.8	6.2	6.7	6.4	7.4	7.4	7.3	6.7	6.8	6.5	6.7	6.6
160000	6.1	5.9	5.9	6.2	6.7	6.4	7.4	7.5	7.4	6.7	6.8	6.6	6.7	6.7
170000	6.1	6.0	5.9	6.2	6.7	6.4	7.4	7.5	7.4	6.9	6.9	6.6	6.7	6.7
180000	6.1	5.9	5.9	6.2	6.7	6.4	7.5	7.5	7.4	7.0	6.9	6.6	6.7	6.7
190000	6.1	5.8	5.8	6.2	6.8	6.5	7.5	7.5	7.4	6.9	6.8	6.6	6.7	6.7
200000	6.2	5.6	5.9	6.3	6.7	6.5	7.5	7.5	7.4	6.8	6.8	6.6	6.7	6.6
210000	6.2	5.7	5.9	6.4	6.7	6.5	7.5	7.4	7.4	6.8	6.7	6.7	6.8	6.6
220000	6.2	5.7	6.0	6.4	6.6	6.6	7.4	7.4	7.5	6.8	6.7	6.7	6.8	6.6
230000	6.2	5.8	6.0	6.3	6.7	6.6	7.3	7.5	7.4	6.8	7.0	6.7	6.8	6.6
Daily Max	6.4	6.3	6.0	6.4	6.8	6.8	7.7	7.5	7.5	7.4	7.0	7.0	6.8	6.8
Daily Min	5.9	5.6	5.6	6.0	6.4	6.4	6.7	7.2	7.3	6.5	6.6	6.5	6.5	6.6
Average	6.2	6.1	5.8	6.2	6.6	6.6	7.3	7.4	7.4	7.1	6.8	6.7	6.7	6.7

Johnson Falls Tailwater Dissolved Oxygen Summary - July 2006

Time	07/01/06	07/02/06	07/03/06	07/04/06	07/05/06	07/06/06	07/07/06	07/08/06	07/09/06	07/10/06	07/11/06	07/12/06	07/13/06	07/14/06	07/15/06	07/16/06
HHMMSS	000000	000000	000000	000000	000000	000000	000000	000000	000000	000000	000000	000000	000000	000000	000000	000000
0	6.6	6.5	6.4	6.2	6.4	6.6	7.0	6.9	6.7	6.4	6.5	6.7	6.7	6.8	6.4	6.5
10000	6.6	6.4	6.3	6.1	6.3	6.6	7.0	7.0	6.7	6.5	6.6	6.8	6.6	6.8	6.4	6.5
20000	6.6	6.4	6.3	6.1	6.4	6.7	7.0	6.9	6.6	6.4	6.5	6.8	6.6	6.7	6.4	6.4
30000	6.5	6.4	6.2	6.1	6.4	6.7	7.0	6.9	6.7	6.3	6.5	6.7	6.6	6.8	6.4	6.4
40000	6.6	6.4	6.2	6.1	6.4	6.6	7.0	6.8	6.7	6.3	6.4	6.6	6.7	6.7	6.4	6.5
50000	6.7	6.3	6.2	6.0	6.4	6.6	7.0	6.8	6.7	6.2	6.5	6.5	6.8	6.7	6.4	6.5
60000	6.7	6.3	6.2	6.0	6.3	6.6	7.0	6.7	6.7	6.4	6.5	6.6	6.7	6.6	6.6	6.6
70000	6.7	6.3	6.2	6.0	6.3	6.6	7.0	6.7	6.7	6.4	6.5	6.6	6.7	6.6	6.5	6.5
80000	6.6	6.3	6.2	6.0	6.2	6.6	6.9	6.8	6.6	6.5	6.5	6.6	6.8	6.6	6.4	6.5
90000	6.6	6.3	6.2	6.0	6.2	6.6	6.9	6.8	6.7	6.5	6.5	6.5	6.7	6.5	6.5	6.5
100000	6.6	6.3	6.1	5.9	6.3	6.5	6.9	6.6	6.6	6.4	6.5	6.5	6.8	6.5	6.5	6.4
110000	6.6	6.4	6.2	5.9	6.3	6.5	6.9	6.6	6.6	6.4	6.5	6.6	6.7	6.6	6.5	6.5
120000	6.6	6.4	6.1	5.9	6.3	6.5	6.9	6.6	6.6	6.4	6.5	6.6	6.7	6.6	6.5	6.5
130000	6.6	6.4	6.0	6.0	6.3	6.5	7.0	6.9	6.6	6.5	6.5	6.6	6.7	6.6	6.4	6.5
140000	6.6	6.3	6.1	5.9	6.3	6.8	7.1	6.8	6.6	6.5	6.5	6.6	6.7	6.6	6.5	6.5
150000	6.7	6.2	6.2	6.1	6.4	6.8	7.0	6.7	6.6	6.6	6.5	6.6	6.9	6.6	6.4	6.4
160000	6.6	6.2	6.3	6.1	6.5	6.8	6.9	6.6	6.4	6.6	6.5	6.7	6.8	6.6	6.4	6.4
170000	6.5	6.2	6.3	6.1	6.5	6.9	7.1	6.7	6.5	6.7	6.6	6.7	6.8	6.5	6.4	6.5
180000	6.5	6.2	6.3	6.1	6.4	6.9	7.0	6.8	6.5	6.6	6.7	6.6	6.8	6.5	6.5	6.4
190000	6.5	6.2	6.2	6.0	6.5	6.9	6.9	6.9	6.4	6.8	6.8	6.7	6.8	6.6	6.5	6.4
200000	6.5	6.2	6.0	6.1	6.5	6.9	7.0	6.8	6.5	6.7	6.7	6.7	6.8	6.4	6.4	6.6
210000	6.4	6.2	6.0	6.2	6.5	7.0	6.9	6.8	6.4	6.6	6.6	6.6	6.7	6.3	6.4	6.6
220000	6.4	6.2	6.1	6.4	6.5	7.0	6.9	6.7	6.5	6.6	6.7	6.7	6.9	6.3	6.4	6.4
230000	6.4	6.2	6.1	6.4	6.6	7.0	6.9	6.7	6.4	6.5	6.7	6.6	6.8	6.4	6.5	6.6
Daily Max	6.7	6.5	6.4	6.4	6.6	7.0	7.1	7.0	6.8	6.8	6.8	6.8	6.9	6.8	6.6	6.6
Daily Min	6.4	6.2	6.0	5.9	6.2	6.5	6.9	6.6	6.4	6.2	6.4	6.5	6.6	6.3	6.4	6.4
Average	6.6	6.3	6.2	6.1	6.4	6.7	7.0	6.8	6.6	6.5	6.5	6.6	6.7	6.6	6.4	6.5

License Minimum Dissolved Oxygen: 6.0 mg/l

Johnson Falls Tailwater Dissolved Oxygen Summary - July 2006

Time	07/17/06	07/18/06	07/19/06	07/20/06	07/21/06	07/22/06	07/23/06	07/24/06	07/25/06	07/26/06	07/27/06	07/28/06	07/29/06	07/30/06	07/31/06
HI-MMS	6.4	6.7	6.8	6.7	6.7	6.7	6.8	7.2	5.2	5.6	5.8	5.5	5.6	5.8	5.6
0	6.4	6.7	6.8	6.7	6.7	6.7	6.8	7.2	5.2	5.6	5.8	5.5	5.6	5.8	5.6
10000	6.5	6.6	6.6	6.7	6.9	6.7	6.8	7.1	5.2	6.5	5.8	5.5	5.6	5.5	5.5
20000	6.4	6.7	6.6	6.6	6.8	6.8	6.8	7.1	5.2	6.3	5.9	5.5	5.6	5.5	5.7
30000	6.5	6.7	6.8	6.6	6.8	6.7	6.8	7.0	5.2	6.3	5.9	5.7	5.8	5.5	5.6
40000	6.5	6.7	6.8	6.7	6.8	6.7	6.8	7.0	5.2	6.3	5.9	5.7	5.7	5.5	5.7
50000	6.5	6.7	6.8	6.8	6.8	6.8	6.9	7.1	5.1	6.2	5.9	5.7	5.7	5.6	5.7
60000	6.5	6.7	6.4	6.8	6.8	6.8	6.8	7.1	5.2	6.2	5.9	5.8	5.7	5.5	5.7
70000	6.6	6.5	6.5	6.7	6.7	6.6	6.9	7.0	5.1	6.2	5.9	5.8	5.8	5.7	5.6
80000	6.4	6.7	6.5	6.7	6.7	6.7	6.8	7.2	5.2	6.1	5.8	5.7	5.8	5.6	5.7
90000	6.5	6.7	6.6	6.7	6.8	6.7	6.8	7.2	5.6	6.1	5.8	5.7	5.9	5.7	5.7
100000	6.4	6.6	6.6	6.6	6.7	6.8	6.9	7.1	5.1	6.1	5.8	5.6	5.8	5.8	5.7
110000	6.3	6.6	6.7	6.6	6.6	6.8	6.9	7.1	5.1	6.1	5.8	5.7	5.8	5.7	5.7
120000	6.5	6.6	6.7	6.6	6.7	6.8	6.8	7.0	5.1	6.1	5.8	5.7	5.8	5.8	5.7
130000	6.5	6.5	6.8	6.6	6.7	6.8	7.0	7.2	5.1	6.1	5.7	5.6	5.8	5.8	5.5
140000	6.6	6.6	6.8	6.5	6.6	6.7	7.0	7.3	5.2	6.1	5.8	5.7	5.7	5.8	5.6
150000	6.6	6.5	6.8	6.7	6.7	6.7	7.0	6.6	5.0	6.0	5.7	5.6	5.6	5.8	5.6
160000	6.5	6.6	6.8	6.6	6.6	6.9	7.1	6.3	5.0	5.9	5.7	5.5	5.7	5.7	5.5
170000	6.4	6.8	6.8	6.4	6.6	6.9	7.1	5.1	5.1	6.0	5.7	5.5	5.8	5.6	5.6
180000	6.6	6.8	6.8	6.5	6.7	6.8	7.1	5.1	5.1	5.9	5.7	5.5	5.6	5.7	5.6
190000	6.6	6.7	6.9	6.5	6.8	6.8	7.2	5.2	5.1	5.8	5.6	5.5	5.5	5.6	5.8
200000	6.5	6.7	6.9	6.5	6.8	6.8	7.2	5.2	5.2	5.8	5.6	5.6	5.6	5.5	5.8
210000	6.6	6.7	6.9	6.6	6.8	6.9	7.1	5.1	5.7	5.8	5.8	5.6	5.5	5.5	5.6
220000	6.5	6.8	6.6	6.7	6.8	6.8	7.0	5.1	5.5	5.8	5.5	5.6	5.7	5.6	5.6
230000	6.7	6.6	6.7	6.7	6.8	6.8	7.1	5.2	5.7	5.8	5.6	5.6	5.5	5.6	5.7
Daily Max	6.7	6.7	6.9	6.8	6.8	6.9	7.2	7.3	5.7	6.5	5.9	5.8	5.9	5.8	5.7
Daily Min	6.3	6.5	6.4	6.4	6.6	6.6	6.8	5.1	5.0	5.6	5.5	5.5	5.5	5.5	5.5
Average	6.5	6.6	6.7	6.6	6.7	6.8	7.0	6.4	5.2	6.1	5.8	5.6	5.7	5.6	5.6

Johnson Falls Tailwater Dissolved Oxygen Summary - August 2006

Time	08/01/06	08/02/06	08/03/06	08/04/06	08/05/06	08/06/06	08/07/06	08/08/06	08/09/06	08/10/06	08/11/06	08/12/06	08/13/06	08/14/06	08/15/06	08/16/06
HHMMSS	08/01/06	08/02/06	08/03/06	08/04/06	08/05/06	08/06/06	08/07/06	08/08/06	08/09/06	08/10/06	08/11/06	08/12/06	08/13/06	08/14/06	08/15/06	08/16/06
0	5.8	5.9	7.5	7.4	7.4	7.3	7.2	7.2	6.3	6.9	6.7	6.1	6.6	6.7	6.8	7.3
10000	5.6	5.9	7.6	7.6	7.3	7.3	7.1	7.2	6.4	6.9	6.7	6.2	6.6	6.8	6.7	7.4
20000	5.6	5.9	7.6	7.6	7.4	7.3	7.2	7.4	6.3	6.9	6.8	6.2	6.6	6.6	6.8	7.1
30000	5.6	5.9	7.5	7.5	7.4	7.3	7.2	7.3	6.3	6.9	6.7	6.2	6.5	6.7	6.8	7.0
40000	5.5	5.9	7.1	7.4	7.4	7.3	7.2	7.4	6.3	6.8	6.7	6.2	6.6	6.6	6.9	7.0
50000	5.6	5.8	6.8	7.5	7.4	7.3	7.3	7.3	6.3	6.7	6.7	6.1	6.6	6.5	6.8	6.9
60000	5.6	5.7	7.0	7.4	7.5	7.3	7.3	7.3	6.4	6.8	6.7	6.2	6.6	6.6	7.0	6.8
70000	5.6	5.8	7.1	7.6	7.5	7.3	7.3	7.3	6.4	6.8	6.7	6.1	6.5	6.9	7.0	6.8
80000	5.6	5.7	7.1	7.5	7.6	7.3	7.2	7.3	6.5	6.6	6.7	6.3	6.6	6.6	6.9	7.2
90000	5.6	5.7	7.2	7.5	7.6	7.5	7.3	7.4	6.5	6.7	6.7	6.2	6.5	6.6	6.9	6.9
100000	5.7	5.8	7.2	7.5	7.4	7.4	7.2	7.4	6.5	6.7	6.7	6.3	6.5	6.7	7.2	7.0
110000	5.7	5.8	7.2	7.5	7.5	7.3	7.2	7.3	6.4	6.6	6.7	6.2	6.5	6.6	7.0	6.9
120000	5.7	5.8	7.2	7.5	7.6	7.3	7.2	7.3	6.4	6.7	6.8	6.3	6.5	6.6	6.9	6.9
130000	5.8	7.0	7.1	7.4	7.6	7.4	7.3	7.5	6.6	6.8	6.7	6.3	6.6	6.6	7.2	6.9
140000	5.8	7.0	0.0	7.5	7.4	7.3	7.2	6.7	6.6	6.8	6.1	6.3	6.7	6.6	6.9	7.0
150000	5.8	7.4	7.4	7.4	7.5	7.2	7.3	6.6	6.6	6.7	6.1	6.3	6.7	6.6	7.0	7.0
160000	6.0	7.2	7.6	7.4	7.4	7.2	7.2	6.4	6.7	6.7	6.1	6.6	6.4	6.6	6.9	7.1
170000	5.8	7.4	7.6	7.5	7.4	7.2	7.1	6.5	6.7	6.7	6.1	6.4	6.4	6.6	6.9	7.1
180000	6.0	7.5	7.4	7.4	7.3	7.2	7.3	6.5	6.7	6.7	6.4	6.5	6.5	6.7	6.9	7.1
190000	6.0	7.4	7.5	7.3	7.4	7.2	7.2	6.3	6.8	6.8	6.3	6.5	6.5	6.7	7.2	7.1
200000	6.2	7.5	7.3	7.4	7.4	7.1	7.1	6.3	6.8	6.8	6.2	6.6	6.4	6.7	7.2	7.1
210000	6.0	7.5	7.4	7.5	7.4	7.2	7.2	6.3	6.9	6.8	6.3	6.5	6.6	6.7	7.2	7.0
220000	5.9	7.5	7.5	7.4	7.3	7.2	7.2	6.3	6.9	6.8	6.2	6.5	6.6	6.6	7.2	7.0
230000	5.9	7.4	7.5	7.4	7.3	7.3	7.3	6.2	6.8	6.8	6.1	6.5	6.6	6.7	7.1	7.0
Daily Max	6.2	7.5	7.6	7.6	7.6	7.5	7.3	7.5	6.9	6.9	6.8	6.6	6.7	6.9	7.2	7.4
Daily Min	5.5	5.6	0.0	7.3	7.3	7.1	7.1	6.2	6.3	6.8	6.1	6.1	6.4	6.5	6.7	6.8
Average	5.8	6.5	7.0	7.5	7.4	7.3	7.2	6.9	6.5	6.8	6.5	6.3	6.5	6.6	7.0	7.0

Data missing on 8/3 due to equipment change out.

License Minimum Dissolved Oxygen: 6.0 mg/l
Instrument Precision - +/- 0.2 mg/l

Johnson Falls Tailwater Dissolved Oxygen Summary - August 2006

Time	08/17/06	08/18/06	08/19/06	08/20/06	08/21/06	08/22/06	08/23/06	08/24/06	08/25/06	08/26/06	08/27/06	08/28/06	08/29/06	08/30/06	08/31/06
HHMMSS	0	7.3	7.2	6.5	6.9	7.0	7.1	7.5	6.8	7.3	7.3	7.4	7.3	7.9	8.4
10000	7.4	6.8	6.9	6.6	6.9	7.1	7.3	7.6	6.8	7.4	7.5	7.4	7.5	7.9	8.3
20000	7.0	6.8	6.6	6.8	6.9	7.1	7.2	7.5	6.9	7.4	7.4	7.4	7.8	8.0	8.1
30000	7.1	6.9	6.7	6.7	6.9	7.0	7.2	7.6	6.9	7.5	7.6	7.5	7.8	8.1	8.3
40000	7.0	7.0	6.5	6.8	6.9	7.1	7.0	7.6	6.9	7.5	7.4	7.5	7.9	7.9	8.3
50000	7.2	6.9	6.9	6.8	6.9	7.1	7.0	7.6	7.0	7.5	7.7	7.7	7.8	8.0	8.3
60000	7.2	6.8	6.5	7.0	6.9	7.5	7.1	7.7	7.2	7.4	7.6	7.8	7.8	8.0	8.3
70000	7.0	7.0	6.5	7.1	6.9	7.1	7.0	7.8	7.2	7.4	7.5	7.8	7.8	8.0	8.3
80000	7.1	6.8	6.5	7.0	7.0	7.1	7.1	7.6	7.2	7.5	7.6	7.7	7.8	8.0	8.4
90000	7.0	6.8	6.5	7.1	7.0	7.3	7.1	7.6	7.2	7.6	7.8	7.7	7.8	8.0	8.5
100000	7.0	6.7	6.5	6.9	7.0	7.1	7.1	7.6	7.2	7.5	7.6	7.7	7.8	8.0	8.5
110000	7.0	6.7	6.5	6.9	7.1	7.2	7.2	7.3	7.2	7.4	7.6	7.7	7.8	8.0	8.4
120000	6.9	6.6	6.6	6.8	7.0	7.1	7.2	7.2	7.2	7.4	7.6	7.7	7.8	7.9	8.4
130000	7.0	6.5	6.4	7.0	7.0	7.1	7.2	7.1	7.2	7.5	7.7	7.7	7.9	8.1	8.6
140000	6.8	6.6	6.4	6.8	6.6	7.1	7.2	7.0	7.2	7.5	7.7	7.7	7.9	8.1	8.4
150000	6.8	6.5	6.3	6.8	6.6	7.1	7.3	7.0	7.2	7.5	7.7	7.9	7.9	8.1	7.5
160000	6.8	6.5	6.5	7.0	6.6	7.2	7.2	7.1	7.2	7.4	7.7	7.7	7.9	8.1	7.4
170000	6.7	6.5	6.5	6.9	6.7	7.0	7.3	6.9	7.3	7.5	7.9	7.7	7.8	8.2	7.4
180000	6.8	6.5	6.4	7.1	6.7	7.1	7.3	7.1	7.5	7.5	7.7	7.7	7.9	8.4	7.3
190000	7.0	6.4	6.4	7.0	6.8	7.1	7.3	6.9	7.3	7.4	7.9	7.9	7.8	8.3	7.2
200000	7.1	6.6	6.5	6.9	6.9	7.1	7.4	7.0	7.4	7.4	7.7	7.7	7.9	8.3	7.2
210000	6.8	6.5	6.3	7.3	7.0	7.1	7.4	7.0	7.4	7.6	7.8	7.8	7.8	8.2	7.2
220000	6.8	6.8	6.8	7.1	7.0	7.3	7.4	7.1	7.3	7.5	7.8	7.5	7.8	8.3	7.3
230000	6.9	6.5	6.5	6.9	6.9	7.2	7.5	7.0	7.3	7.4	7.9	7.4	8.0	8.4	7.2
Daily Max	7.4	7.2	6.9	7.3	7.1	7.5	7.5	7.8	7.5	7.6	7.9	7.9	8.0	8.4	8.6
Daily Min	6.7	6.4	6.3	6.5	6.6	7.0	7.0	6.9	6.8	7.3	7.3	7.3	7.7	7.9	7.2
Average	7.0	6.7	6.5	6.9	6.9	7.1	7.2	7.3	7.2	7.5	7.7	7.8	7.9	8.1	7.9

Johnson Falls Tailwater Dissolved Oxygen Summary - September 2006

Time	09/01/06	09/02/06	09/03/06	09/04/06	09/05/06	09/06/06	09/07/06	09/08/06	09/09/06	09/10/06	09/11/06	09/12/06	09/13/06	09/14/06	09/15/06	09/16/06
HHMMSS	0	7.3	6.9	7.1	6.9	6.8	6.5	7.7	7.8	7.4	7.3	7.7	8.1	8.0	8.1	8.4
10000	7.2	6.9	6.9	7.1	6.8	6.8	6.4	7.6	7.7	7.2	7.8	8.2	8.1	8.0	8.2	8.4
20000	7.2	6.9	7.1	7.0	6.8	6.5	7.7	7.6	7.7	7.3	7.8	8.2	8.1	8.0	8.1	8.4
30000	7.1	7.0	7.1	6.9	6.8	6.4	7.6	7.6	7.7	7.3	7.8	8.2	8.0	8.0	8.2	8.4
40000	7.1	6.9	7.1	6.9	6.8	6.4	7.6	7.6	7.8	7.2	7.9	8.2	8.1	8.0	8.2	8.3
50000	7.0	6.8	6.8	7.0	6.8	6.4	7.6	7.6	7.7	7.3	7.9	8.2	8.1	8.1	8.1	8.4
60000	6.9	6.8	6.8	6.8	6.8	6.8	7.6	7.6	7.7	7.3	7.9	8.3	8.0	8.0	8.2	8.3
70000	6.9	6.8	6.9	6.8	6.8	6.8	7.6	7.7	7.7	7.3	7.9	8.2	8.0	8.0	8.1	8.3
80000	6.9	6.8	6.9	6.8	6.7	6.5	7.7	7.7	7.7	7.3	8.0	8.3	8.0	8.0	8.1	8.4
90000	6.9	6.8	6.8	6.8	6.7	6.5	7.7	7.7	7.7	7.3	8.0	8.3	8.0	8.0	8.1	8.4
100000	6.8	6.8	6.9	6.8	6.7	6.5	7.7	7.7	7.7	7.4	8.0	8.2	8.0	8.0	8.2	8.4
110000	6.7	6.9	6.8	6.8	6.7	6.5	7.7	7.7	7.3	7.4	8.0	8.2	8.0	8.0	8.2	8.5
120000	6.7	6.9	6.8	6.8	6.7	6.5	7.7	7.7	7.3	7.4	8.0	8.2	8.0	8.0	8.2	8.5
130000	6.6	6.8	6.8	6.8	6.7	6.5	7.7	7.7	7.3	7.5	8.0	8.2	8.0	8.0	8.2	8.5
140000	6.7	7.0	6.8	6.7	6.6	7.7	7.7	7.7	7.3	7.5	8.0	8.1	8.0	8.0	8.2	8.5
150000	6.8	6.9	6.8	6.8	6.6	7.7	7.6	7.6	7.3	7.5	8.0	8.2	8.0	8.1	8.3	8.5
160000	6.8	6.9	6.8	6.8	6.6	7.8	7.7	7.7	7.3	7.6	8.0	8.1	8.0	8.0	8.3	8.5
170000	6.8	6.9	6.8	6.7	6.5	7.8	7.7	7.7	7.3	7.8	8.1	8.2	8.0	8.1	8.3	8.6
180000	6.8	6.9	6.9	6.7	6.5	7.8	7.7	7.7	7.3	7.6	8.1	8.2	8.0	8.1	8.3	8.6
190000	6.9	6.8	6.8	6.7	6.5	7.7	7.7	7.7	7.3	7.7	8.1	8.1	8.1	8.1	8.3	8.5
200000	6.9	6.9	6.8	6.8	6.5	7.7	7.8	7.8	7.3	7.7	8.1	8.1	8.1	8.2	8.3	8.6
210000	6.8	7.1	6.9	6.8	6.5	7.7	7.7	7.7	7.3	7.7	8.1	8.1	8.1	8.1	8.3	8.5
220000	6.9	7.2	6.9	6.9	6.4	7.8	7.7	7.7	7.3	7.7	8.1	8.1	8.1	8.1	8.3	8.5
230000	6.8	7.0	6.9	6.8	6.5	7.6	7.8	7.8	7.3	7.7	8.2	8.1	8.1	8.0	8.4	8.5
Daily Max	7.3	7.2	7.1	7.0	6.8	7.8	7.8	7.8	7.4	7.7	8.2	8.3	8.1	8.2	8.4	8.6
Daily Min	6.6	6.8	6.8	6.7	6.4	8.4	7.6	7.0	7.2	7.2	7.7	8.1	8.0	8.0	8.1	8.3
Average	6.9	6.9	6.9	6.8	6.7	7.1	7.7	7.4	7.3	7.4	8.0	8.2	8.0	8.1	8.2	8.4

License Minimum Dissolved Oxygen: 6.0 mg/l
 Instrument Precision - +/- 0.2 mg/l

Johnson Falls Tailwater Dissolved Oxygen Summary - September 2006

Time	09/17/06	09/18/06	09/19/06	09/20/06	09/21/06	09/22/06	09/23/06	09/24/06	09/25/06	09/26/06	09/27/06	09/28/06	09/29/06	09/30/06
HHMMSS	0	8.3	0.0	0.0	0.0	0.0	0.0	0.0	0.0	0.0	0.0	0.0	0.0	0.0
10000	8.5	8.3	0.0	0.0	0.0	0.0	0.0	0.0	0.0	0.0	0.0	0.0	0.0	0.0
20000	8.5	8.2	0.0	0.0	0.0	0.0	0.0	0.0	0.0	0.0	0.0	0.0	0.0	0.0
30000	8.4	8.2	0.0	0.0	0.0	0.0	0.0	0.0	0.0	0.0	0.0	0.0	0.0	0.0
40000	8.4	8.1	0.0	0.0	0.0	0.0	0.0	0.0	0.0	0.0	0.0	0.0	0.0	0.0
50000	8.4	8.1	0.0	0.0	0.0	0.0	0.0	0.0	0.0	0.0	0.0	0.0	0.0	0.0
60000	8.3	8.2	0.0	0.0	0.0	0.0	0.0	0.0	0.0	0.0	0.0	0.0	0.0	0.0
70000	8.3	8.1	0.0	0.0	0.0	0.0	0.0	0.0	0.0	0.0	0.0	0.0	0.0	0.0
80000	8.2	8.0	0.0	0.0	0.0	0.0	0.0	0.0	0.0	0.0	0.0	0.0	0.0	0.0
90000	8.2	8.1	0.0	0.0	0.0	0.0	0.0	0.0	0.0	0.0	0.0	0.0	0.0	0.0
100000	8.2	8.1	0.0	0.0	0.0	0.0	0.0	0.0	0.0	0.0	0.0	0.0	0.0	0.0
110000	8.3	8.1	0.0	0.0	0.0	0.0	0.0	0.0	0.0	0.0	0.0	0.0	0.0	0.0
120000	8.3	8.1	0.0	0.0	0.0	0.0	0.0	0.0	0.0	0.0	0.0	0.0	0.0	0.0
130000	8.3	8.1	0.0	0.0	0.0	0.0	0.0	0.0	0.0	0.0	0.0	0.0	0.0	0.0
140000	8.3	8.3	0.0	0.0	0.0	0.0	0.0	0.0	0.0	0.0	0.0	0.0	0.0	0.0
150000	8.3	0.0	0.0	0.0	0.0	0.0	0.0	0.0	0.0	0.0	0.0	0.0	0.0	0.0
160000	8.3	0.0	0.0	0.0	0.0	0.0	0.0	0.0	0.0	0.0	0.0	0.0	0.0	0.0
170000	8.3	0.0	0.0	0.0	0.0	0.0	0.0	0.0	0.0	0.0	0.0	0.0	0.0	0.0
180000	8.3	0.0	0.0	0.0	0.0	0.0	0.0	0.0	0.0	0.0	0.0	0.0	0.0	0.0
190000	8.3	0.0	0.0	0.0	0.0	0.0	0.0	0.0	0.0	0.0	0.0	0.0	0.0	0.0
200000	8.2	0.0	0.0	0.0	0.0	0.0	0.0	0.0	0.0	0.0	0.0	0.0	0.0	0.0
210000	8.3	0.0	0.0	0.0	0.0	0.0	0.0	0.0	0.0	0.0	0.0	0.0	0.0	0.0
220000	8.3	0.0	0.0	0.0	0.0	0.0	0.0	0.0	0.0	0.0	0.0	0.0	0.0	0.0
230000	8.3	0.0	0.0	0.0	0.0	0.0	0.0	0.0	0.0	0.0	0.0	0.0	0.0	0.0
Daily Max	8.5	8.3	0.0	0.0	0.0	0.0	0.0	0.0	0.0	0.0	0.0	0.0	0.0	0.0
Daily Min	8.2	0.0	0.0	0.0	0.0	0.0	0.0	0.0	0.0	0.0	0.0	0.0	0.0	0.0
Average	8.3	5.1	0.0	0.0	0.0	0.0	0.0	0.0	0.0	0.0	0.0	0.0	0.0	0.0

Equipment malfunction 9/18- program did not run, datasonde had no data when retrieved.