

Eurasian Water Milfoil Rapid Response Plan


For Lower Turtle Lake, Barron County, Wisconsin

Prepared by: Lake Education and Planning Services, LLC

EWM Verses NWM

Northern Watermilfoil

- Native
- Less than 10 pairs of leaflets
- Leaflets remain stiff out of water



Eurasian Watermilfoil

- Non-Native
- 12-20 pairs of leaflets
- Leaflets are limp out of water
- Bright red tips



Monitoring for EWM

- When and Where To look.
 - Check boat landings weekly
 - Check the entire littoral zone monthly. Pay special attention to any protected bay areas.

| | April | May | June | July | August | Septemb |
|------------------------------|-------|-----|------|------|--------|---------|
| Eurasian watermilfoil | | | | | | |
| Sprout | | | | | | |
| Growth | | | | | | |
| Bloom | | | | | | |
| Die Back | | | | | | |
| Curly-leaf pondweed | | | | | | |
| Sprout | → | | | | | |
| Growth | → | | | | | |
| Bloom | | | | | | |
| Die Back | | | | | | |
| Purple Loosestrife | | | | | | |
| Sprout | | | | | | |
| Growth | | | | | | |
| Bloom | | | | | | |
| Die Back | | | | | | |
| Zebra | | | | | | |
| Rusty | | | | | | |
| Spiny water | | | | | | |

Volunteer monitoring timetable (Scholl, 2006)

Suspected Eurasian Watermilfoil (EWM) Found

Contact

- Notify LTLMD Board and Rapid Response Coordinator of suspected EWM.
- Contact WDNR Regional Lakes Coordinator

Locate

- Accurately mark all suspected locations
- Submit lake map with locations marked and GPS coordinates to WDNR Regional Lakes Coordinator

Sample

- Collect 5-10 specimens including roots, stems, and head if possible
- Place in a sealable bag without water
- Label with collector's name, date, lake name, and county
- Ice or refrigerate
- Submit to WDNR Regional Lakes Coordinator within 3 days

WDNR Regional Lakes Coordinator

Alex Smith
(715) 635-4142

Alex.smith@wisconsin.gov

LTLMD Board

Steve Miller
(612) 325-7757

samiller@landolakes.com

LTLMD Rapid Response Coordinators

Sue Rheingans
(507) 380-1570 or

dsrheingans@gmail.com

Randy Rheingans
(715) 541-2451 or

rplacetl3@yahoo.com

After Samples Have Been Analyzed

Samples are not EWM

- Notify LTLMD Board and Rapid Response Coordinator
- Continue regular monitoring

Samples Are EWM

- Notify LTLMD Board, Rapid Response Coordinators, and lake management consultant
- Complete form 8700-058 (Appendix C) to obtain permits needed to place buoys around the infested area(s).
**optional*
- Notify property owners.
- Place notification at the boat landing
- Complete and submit an early detection and rapid response grant application to WDNR (form 8700-307) (Appendix C)
- Complete a whole lake littoral zone survey of the lake to determine size of EWM population **this may be contracted through a plant survey specialist (Appendix A)*

WDNR Regional Lakes Coordinator

Alex Smith
(715) 635-4142

Alex.smith@Wisconsin.gov

Lake Management Consultant

Dave Blumer

Phone: 715-642-0635

dblumerleaps@gmail.com

LTLMD Board

Steve Miller

Phone: (612) 325-7757

samiller@landolakes.com

LTLMD Rapid Response Coordinators

Sue Rheingans

Phone: (507) 380-1570

dsrheingans@gmail.com

Randy Rheingans

Phone: (715) 541-2451

rplacetl3@yahoo.com

Determining Management Strategy

If EWM is a Pioneer Colony (less than 5 acres or 5% of surface area)

- Physical removal by hand or using a rake
- Physical removal by hand through snorkel or scuba diving
- Complete and submit a Chemical Application and/or Mechanical Harvesting Permit (Appendix C)
- Diver Aided Suction Harvest (DASH)
- Small-scale application of an aquatic herbicide
 - Navigate (granular 2,4-D)
 - Reward (liquid diquat)
 - Aquathol Super K (granular endothall)
 - See Chemical Labels in Appendix D
- LTLMD board to agree on the cost and contract with treatment operator (Appendix B)
- Conduct treatment
- Reimbursable expense

If EWM is a Well Established Population (More than 5 acres or 5% of surface area)

- Complete and submit a Chemical Application and/or Mechanical Harvesting Permit (Appendix C)
- Diver Aided Suction Harvest (DASH)
- Small-scale application of an aquatic herbicide
 - Navigate (granular 2,4-D)
 - Reward (liquid diquat)
 - Aquathol Super K (granular endothall)
- Large-scale application of an aquatic herbicide
 - DMA 4 (liquid 2,4-D)
 - Aquathol K (liquid endothall)
- See Chemical Labels in Appendix D
- LTLMD board to agree on the cost and contract with treatment operator (Appendix B)
- Conduct treatment
- Reimbursable expense

After Treatment

Pioneer Colony

(less than 5 acres or 5% of surface area)

- Rake sample the treated area monthly
- Complete follow-up monitoring in treated area
- Keep buoys in place **optional*
- Continue monthly whole lake monitoring
- Revise existing APMP to include EWM management recommendations

Well Established Population

(More than 5 acres or 5% of surface area)

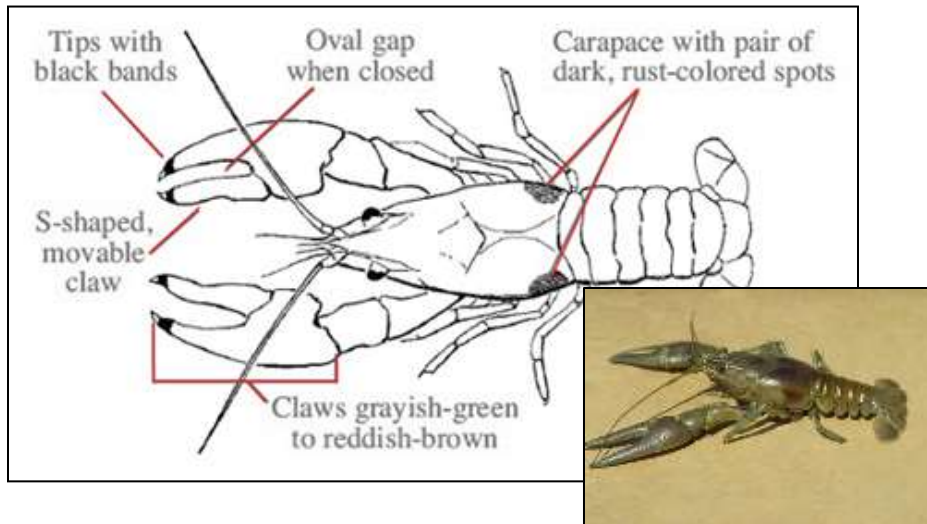
- Conduct post treatment plant survey and compare results to pre-treatment survey.
- Complete follow-up monitoring in treated area
- Keep buoys in place **optional*
- Continue monthly whole lake monitoring.
- Revise existing APMP to include EWM management recommendations

Other Invasive Species to Look Out For

- Zebra mussels (Right)- Lower Turtle Lake was listed as “suitable” and could support these (UW-Wisconsin Center for Limnology, 2016)
- Purple Loosestrife (Right)- Found around Upper Turtle Lake
- Rusty Crayfish (Below)- Found in Upper Turtle Lake



*Zebra mussels were found in Big McKenzie Lake in Washburn County in October 2016



*Not from Upper Turtle Lake

Contacts

WDNR Regional Lakes Coordinator

Alex Smith

(715) 635-4142

Email: Alex.smith@Wisconsin.gov

Lake Management Consultant

Dave Blumer

Phone: 715-642-0635

Email: dblumerleaps@gmail.com

LTLMD Board

Steve Miller

Phone: (612) 325-7757

Email: samiller@landolakes.com

LTLMD Rapid Response Coordinators

Sue Rheingans

Phone: (507) 380-1570

Email: dsrheingans@gmail.com

Randy Rheingans

Phone: (715) 541-2451

Email: rplacetl3@yahoo.com

References

Center for Limnology, UW-Madison. Aquatic Invasive Species Smart Prevention. 2016. <http://www.aissmartprevention.wisc.edu/> (accessed January 2017)

Scholl, C. Aquatic Invasive Species: A Guide for Proactive and Reactive Management. Project # ASP-001-04, Rhinelander: WDNR, 2006.

Appendices

Appendix A: Aquatic Plant Survey Specialists

Appendix B: Aquatic Plant Management Specialists – Treatment Operators

Appendix C: WDNR Buoy Placement Application, Early Detection and Rapid Response Grant Application, Mechanical Harvesting Permit, and Chemical Application Permit

Appendix D: Chemical herbicide labels

Appendix A: Aquatic Plant Survey Specialists

Endangered Resource Sciences, LLC

St. Croix Falls, WI

715-338-7502

saintcroixdfly@gmail.com

Services: Aquatic plant survey, physical removal with rake or scuba diving

Aquatic Plant and Habitat Services, LLC

Taylor, WI

715-299-4604

sarahatleli97@gmail.com

Services: Aquatic plant survey

Ecological Integrity Service, LLC

Amery, WI

715-554-1168

ecointegservice@gmail.com

Services: Aquatic plant survey, watershed management

Brad Morris

Siren, WI

715-566-4866

bmorris4748@gmail.com

Services: Aquatic plant survey

Appendix B: Aquatic Plant Management Specialists - Treatment Operators

TSB Lakefront Restoration and Diving

Chippewa Falls, WI

715-828-5530

tsblakefrontrestorationanddiving@yahoo.com

Services: DASH removal, hand harvesting,
small-scale mechanical harvesting

Many Waters, LLC

Iron River, MI

715-617-4688

skih2o@hotmail.com

Services: DASH removal

Northern Aquatic Services, Inc

Dresser, WI

715-495-5252

NorthernAquaticServices@gmail.com

Services: Herbicide application

Lake Management, Inc

Marine an St. Croix, MN

651-433-3283

info@lakemanagementinc.com

Services: Herbicide application

Lake Restoration, Inc

Rogers, MN

763-428-9777

chad@lakerestoration.com

Services: Herbicide application

Midwest Aqua Care

Chaska, MN

952-403-6879

sales@midwestaquacare.com

Services: Herbicide application

Appendix C: WDNR Permits and Grant Application Forms

- Buoy Placement – Form 8700-058
 - http://dnr.wi.gov/topic/waterways/permit_apps/waterway_marker_application_permit_form_8700-058.pdf
- Early Detection and Rapid Response Grant – Form 8700-307
 - <http://dnr.wi.gov/files/PDF/forms/8700/8700-307.pdf>
- Mechanical Harvesting Permit – Form 3200-113
 - <http://dnr.wi.gov/files/pdf/forms/3200/3200-113.pdf>
- Chemical Application Permit – Form 3200-004
 - <http://dnr.wi.gov/files/pdf/forms/3200/3200-004.pdf>

Appendix D: Aquatic Plant Management Chemical Herbicide Labels



Navigate®

A SELECTIVE HERBICIDE
FOR CONTROLLING CERTAIN
UNWANTED AQUATIC PLANTS

DIRECTIONS FOR USE

It is a violation of Federal law to use this product in a manner inconsistent with its labeling. READ ENTIRE LABEL BEFORE USING THIS PRODUCT. USE STRICTLY IN ACCORDANCE WITH LABEL PRECAUTIONARY STATEMENTS AND DIRECTIONS.

GENERAL PRECAUTIONS AND RESTRICTIONS

Do not apply this product in a way that will contact workers or other persons, either directly or through drift. Only protected handlers may be in the area during application. Do not enter or allow others to enter the treated area until dusts have settled. Do not use in or near a greenhouse.

OXYGEN RATIO

Fish breathe oxygen in the water and a water/oxygen ratio must be maintained. Decaying weeds use up oxygen, but during the period when this product should be used, the weed mass is fairly sparse and the weed decomposition rate is slow enough so that the water/oxygen ratio is not disturbed by treating the entire area at one time.

If treatments must be applied later in the season when the weed mass is dense and repeat treatments are needed, spread granules in lanes, leaving buffer strips which can then be treated when vegetation in treated lanes has disintegrated. During the growing season, weeds decompose in a 2 to 3 week period following treatment. Buffer lanes should be 50 to 100 feet wide. Treated lanes should be as wide as the buffer strips. (See illustration to the right.)



WATER pH

Best results are generally obtained if the water to be treated has a pH less than 8. A pH of 8 or higher may reduce weed control. If regrowth occurs within a period of 6 to 8 weeks, a second application may be needed.

PERMIT TO USE CHEMICALS IN WATER

In many states, permits are required to control weeds by chemical means in public water. If permits are required, they may be obtained from the Chief, Fish Division, State Department of Conservation or the State Department of Public Health.

GENERAL INFORMATION

This product is formulated on special heat treated attaclay granules that resist rapid decomposition in water, sink quickly to lake or pond bottoms and release the weed killing chemical into the critical root zone area.

This product is designed to selectively control the weeds listed on the label. While certain other weed may be suppressed, control may be incomplete. Reduced control may occur in lakes where water replacement comes from bottom springs.

WHEN TO APPLY

For best results, spread this product in the spring and early summer, during the time weeds start to grow. If desired, this timing can be checked by sampling the lake bottom in areas heavily infested with weeds the year before.

If treatments are delayed until weeds form a dense mat or reach the surface, two treatments may be necessary. Make the second treatment when weeds show signs of recovery. Treatments made after September may be less effective depending upon water temperature and weed growth. Occasionally, a second application will be necessary if heavy regrowth occurs or weeds reinfest from untreated areas.



EPA REG. NO. 228-378-8959
EPA EST. NO. 42291-GA-1

ACTIVE INGREDIENT:

Butoxyethyl Ester of 2,4-Dichlorophenoxyacetic Acid*27.6%

OTHER INGREDIENTS:.....72.4%

TOTAL:.....100.0%

*Isomer specific by AOAC Method, Equivalent to 2,4-Dichlorophenoxyacetic Acid.....19%

**KEEP OUT OF REACH OF
CHILDREN
CAUTION**

*See Inside For
Additional Precautionary Statements*

Manufactured for:

ab applied biochemists

W175N11163 Stonewood Dr. Ste. 234,
Germantown, WI 53022 • 1-800-558-5106
www.appliedbiochemists.com

HOW TO APPLY

FOR LARGE AREAS: Use a fertilizer spreader or mechanical seeder such as the Gerber or Gandy or other equipment capable of uniformly applying this product. Before spreading any chemical, calibrate your method of application to be sure of spreading the proper amount. When using boats and power equipment, you must determine the proper combination of (1) boat speed, (2) rate of delivery from the spreader, and (3) width of swath covered by the granules.

FOR SMALL AREAS (Around Docks or Isolated Patches of Weeds): Use a portable spreader such as the Cyclone seeder or other equipment capable of uniformly applying this product. Estimate or measure out the area you want to treat. Weigh out the amount of material needed and spread this uniformly over the area. More uniform coverage is obtained by dividing the required amount in two and covering the area twice, applying the second half at right angles to the first.

Use the following formula to calibrate your spreader's delivery in pounds of this product per minute.

$$\frac{\text{Miles per hour} \times \text{spreader width} \times \text{pounds per acre}}{495}$$

Example: To apply 100 pounds of this product per acre using a spreader that covers a 20 foot swath from a boat traveling at 4 miles per hour, set the spreader to deliver 16 pounds of this product per minute.

$$\frac{4 \text{ mph} \times 20 \text{ feet} \times 100 \text{ lbs./A}}{495}$$

AMOUNTS TO USE

Rates of application vary with resistance of weed species to the chemical, density of weed mass at time of treatment, stage of growth, water depth, and rate of water flow through the treated area. Use the higher rate for dense weeds, when water is more than 8 feet deep and where there is a large volume turnover.

SUSCEPTIBLE WEEDS

Water Milfoil (*Myriophyllum* spp.)

Water stargrass (*Heteranthera dubia*)

SLIGHTLY TO MODERATELY RESISTANT WEEDS

Bladderwort (*Utricularia* spp.)

White water lily (*Nymphaea* spp.)

Yellow water lily or spatterdock* (*Nuphar* spp.)

Water shield (*Brasenia* spp.)

Water chestnut (*Trapa natans*)

Coontail* (*Ceratophyllum demersum*)

*Repeat treatments may be needed.

AQUATIC USE PRECAUTIONS AND RESTRICTIONS

FLOATING AND EMERGENT WEEDS

Maximum of 4.0 lbs 2,4-D ae or 21 lbs of this product per surface acre per application. Limited to 2 applications per season. Minimum of 21 days between applications. Spot treatments are permitted.

Apply to emergent aquatic weeds in ponds, lakes, reservoirs, marshes, bayous, drainage ditches, non-irrigation canals, rivers, and streams that are quiescent or slow moving.

Coordination and approval of local and state authorities may be required, either by letter of agreement or issuance of special permits for aquatic applications.

Water Use for Floating and Emergent Weeds

1. Water for irrigation or sprays:

A. If treated water is intended to be used only for crops or non-crop areas that are labeled for direct treatment with 2,4-D such as pastures, turf, or cereal grains, the treated water may be used to irrigate and/or mix sprays for these sites at anytime after the 2,4-D aquatic application.

B. Due to potential phytotoxicity considerations, the following restrictions are applicable:

If treated water is intended to be used to irrigate or mix sprays for plants grown in commercial nurseries and greenhouses; and other plants or crops that are not labeled for direct treatment with 2,4-D, the water must not be used unless one of the following restrictions has been observed:

- A setback distance from functional water intake(s) of greater than or equal to 600 feet was used for the application, or
- A waiting period of 7 days from the time of application has elapsed, or
- An approved assay indicates that the 2,4-D concentration is 100 ppb (0.1 ppm) or less at the water intake. Wait at least 3 days after application before initial sampling at water intake.

2. Drinking water (potable water):

A. Consult with appropriate state or local water authorities before applying this product to public waters. State or local agencies may require permits. The potable water use restrictions on this label are to ensure that consumption of water by the public is allowed only when the concentration of 2,4-D in the water is less than the MCL (Maximum Contaminant Level) of 70 ppb. Applicators should consider the unique characteristics of the treated waters to assure that 2,4-D concentrations in potable water do not exceed 70 ppb at the time of consumption.

B. For floating and emergent weed applications, the drinking water setback distance from functioning potable water intakes is greater than or equal to 600 feet.

C. If no setback distance of greater than or equal to 600 feet is used for application, applicators or the authorizing organization must provide a drinking water notification prior to a 2,4-D application to the party responsible for public water supply or to individual private water users. Notification to the party responsible for a public water supply or to individual private water users must be done in a manner to assure that the party is aware of the water use restrictions when this product is applied to potable water.

The following is an example of a notification via posting, but other methods of notification which convey the above restrictions may be used and may be required in some cases under state or local law or as a condition of a permit.

Example: Posting notification should be located every 250 feet including the shoreline of the treated area and up to 250 feet of shoreline past the application site to include immediate public access points. Posting must include the day and time of application. Posting may be removed if analysis of a sample collected at the intake 3 or more days following application shows that the concentration in the water is less than 70 ppb (100 ppb for irrigation or sprays), or after 7 days following application, whichever occurs first.

Text of notification: Wait 7 days before diverting functioning surface water intakes from the treated aquatic site to use as drinking water, irrigation, or sprays, unless water at functioning drinking water intakes is tested at least 3 days after application and is demonstrated by assay to contain not more than 70 ppb 2,4-D (100 ppb for irrigation or sprays). Application Date: _____ Time: _____

D. Following each application of this product, treated water must not be used for drinking water unless one of the following restrictions has been observed:

- A setback distance from functional water intake(s) of greater than or equal to 600 feet was used for the application, or
- A waiting period of at least 7 days from the time of application has elapsed, or
- An approved assay indicates that the 2,4-D concentration is 70 ppb (0.07 ppm) or less at the water intake. Sampling for drinking water analysis should occur no sooner than 3 days after 2,4-D application. Analysis of samples must be completed by a laboratory that is certified under the Safe Drinking Water Act to perform drinking water analysis using a currently approved version of analytical Method Number 515, 555, other methods for 2,4-D as may be listed in Title 40 CFR, Part 141.24, or Method Number 4015 (immunoassay of 2,4-D) from U.S. EPA Test Methods for Evaluating Solid Waste SW-846.

E. Note: Existing potable water intakes that are no longer in use, such as those replaced by a connection to a municipal water system or a potable water well, are not considered to be functioning potable water intakes.

F. Drinking water setback distances do not apply to terrestrial applications of 2,4-D adjacent to water bodies with potable water intakes.

3. Swimming:

A. Do not swim in treated water for a minimum of 24 hours after application.

B. Users must provide notification prior to performing a 2,4-D BEE application. Notification to the party responsible for the public swimming area or to individual private users must be done in a manner to assure that the party is aware of the water use swimming restrictions when this product is applied to water. The following is an example of a notification via posting, but other methods of notification which convey the above restrictions may be used and may be required in some cases under state or local law or as a condition of a permit.

Example: Posting notification should be located every 250 feet including the shoreline of the treated area and up to 250 feet of shoreline past the application site to include immediate public access points.

Text of notification: Do not swim in treated water for a minimum of 24 hours after application. Application Date: _____ Time: _____

4. Except as stated above, there are no restrictions on using water from treated areas for swimming, fishing, watering livestock or domestic purposes.

SUBMERSED WEEDS

Maximum of 10.8 lbs 2,4-D ae or 56.8 lbs of this product per acre-foot per application.

Limited to 2 applications per season.

Apply to aquatic weeds in ponds, lakes, reservoirs, marshes, bayous, drainage ditches, non-irrigation canals, rivers, and streams that are quiescent or slow moving. Do not apply within 21 days of previous application.

When treating moving bodies of water, applications must be made while traveling upstream to prevent concentration of 2,4-D downstream from the application.

Coordination and approval of local and state authorities may be required, either by letter of agreement or issuance of special permits for such use.

| Surface Area | Average Depth | For typical conditions 2 ppm 2,4-D ae/acre-foot | For difficult conditions* 4 ppm 2,4-D ae/acre-foot |
|--------------|---------------|--|---|
| 1 Acre | 1 Foot | 5.4 pounds (28.4 lbs of this product) | 10.8 pounds (56.8 lbs of this product) |
| | 2 Feet | 10.8 pounds (56.8 lbs of this product) | 21.6 pounds (110.8 lbs of this product) |
| | 3 Feet | 16.2 pounds (85.2 lbs of this product) | 32.4 pounds (170.5 lbs of this product) |
| | 4 Feet | 21.6 pounds (110.8 lbs of this product) | 43.2 pounds (227.3 lbs of this product) |
| | 5 Feet | 27.0 pounds (142.1 lbs of this product) | 54.0 pounds (284.2 lbs of this product) |

*Examples include spot treatment of pioneer colonies of Eurasian Water Milfoil and certain difficult to control aquatic species.

Note: The same "Water for Irrigation or Spray" restrictions for Floating and Emergent Weeds apply to Submersed Weeds.

Water Use for Submersed Weeds

1. Water for irrigation or sprays:

A. If treated water is intended to be used only for crops or non-crop areas that are labeled for direct treatment with 2,4-D such as pastures, turf, or cereal grains, the treated water may be used to irrigate and/or mix sprays for these sites at anytime after the 2,4-D aquatic application.

B. Due to potential phytotoxicity considerations, the following restrictions are applicable:

If treated water is intended to be used to irrigate or mix sprays for unlabeled crops, non-crop areas or other plants not labeled for direct treatment with 2,4-D, the water must not be used unless one of the following restrictions has been observed:

- A setback distance described in the Drinking Water Setback Table was used for the application, or,
- A waiting period of 21 days from the time of application has elapsed, or,
- An approved assay indicates that the 2,4-D concentration is 100 ppb (0.1 ppm) or less at the water intake. See Table 3 for the waiting period after application but before taking the initial sampling at water intake.

2. Drinking water (potable water):

A. Consult with appropriate state or local water authorities before applying this product to public waters. State or local agencies may require permits. The potable water use restrictions on this label are to ensure that consumption of water by the public is allowed only when the concentration of 2,4-D in the water is less than the MCL (Maximum Contaminant Level) of 70 ppb. Applicators should consider the unique characteristics of the treated waters to assure that 2,4-D concentrations in potable water do not exceed 70 ppb at the time of consumption.

B. For submersed weed applications, the drinking water setback distances from functioning potable water intakes are provided in Table 2. Drinking Water Setback Distance (on next page).

C. If no setback distance from the Drinking Water Setback Table (Table 2) is to be used for the application, applicators or the authorizing organization must provide a drinking water notification and an advisory to shut off all potable water intakes prior to a 2,4-D application. Notification to the party responsible for a public water supply or to individual private water users must be done in a manner to assure that the party is aware of the water use restrictions when this product is applied to potable water.

The following is an example of a notification via posting, but other methods of notification which convey the above restrictions may be used and may be required in some cases under state or local law or as a condition of a permit.

Example: Posting notification should be located every 250 feet including the shoreline of the treated area and up to 250 feet of shoreline past the application site to include immediate public access points. Posting should include the day and

time of application. Posting may be removed if analysis of a sample collected at the intake no sooner than stated in Table 3 (below) shows that the concentration in the water is less than 70 ppb (100 ppb for irrigation or sprays), or after 21 days following application, whichever occurs first.

Text of notification: Wait 21 days before diverting functioning surface water intakes from the treated aquatic site to use as drinking water, irrigation, or sprays, unless water at functioning drinking water intakes is tested no sooner than (insert days from Table 3) and is demonstrated by assay to contain not more than 70 ppb 2,4-D (100 ppb for irrigation or sprays).

Application Date: _____ Time: _____

D. Following each application of this product, treated water must not be used for drinking water unless one of the following restrictions has been observed:

- A setback distance described in the Drinking Water Setback Distance Table was used for the application, or,
- A waiting period of at least 21 days from the time of application has elapsed, or,
- An approved assay indicates that the 2,4-D concentration is 70 ppb (0.07 ppm) or less at the water intake. Sampling for drinking water analysis should occur no sooner than stated in Table 3. Analysis of samples must be completed by a laboratory that is certified under the Safe Drinking Water Act to perform drinking water analysis using a currently approved version of analytical Method Number 515, 555, other methods for 2,4-D as may be listed in Title 40 CFR, Part 141.24, or Method Number 4015 (immunoassay of 2,4-D) from U.S. EPA Test Methods for Evaluating Solid Waste SW-846.

E. Note: Existing potable water intakes that are no longer in use, such as those replaced by a connection to a municipal water system or a potable water well, are not considered to be functioning potable water intakes.

F. Drinking water setback distances do not apply to terrestrial applications of 2,4-D adjacent to water bodies with potable water intakes.

| Application Rate and Minimum Setback Distance (feet) From Functioning Potable Water Intake | | | |
|--|--------|--------|--------|
| 1 ppm* | 2 ppm* | 3 ppm* | 4 ppm* |
| 600 | 1200 | 1800 | 2400 |

*ppm acid equivalent target water concentration

| Minimum Days After Application Before Initial Water Sampling at the Functioning Potable Water Intake | | | |
|--|--------|--------|--------|
| 1 ppm* | 2 ppm* | 3 ppm* | 4 ppm* |
| 5 | 10 | 10 | 14 |

*ppm acid equivalent target water concentration

3. Swimming:

A. Do not swim in treated water for a minimum of 24 hours after application.

B. Users must provide the following notification prior to performing a 2,4-D BEE application. Notification to the party responsible for the public swimming area or to individual private users must be done in a manner to assure that the party is aware of the water use swimming restrictions when this product is applied to water.

The following is an example of a notification via posting, but other methods of notification which convey the above restrictions may be used and may be required in some cases under state or local law or as a condition of a permit.

Example: Posting notification should be located every 250 feet including the shoreline of the treated area and up to 250 feet of shoreline past the application site to include immediate public access points.

Text of notification: Do not swim in treated water for a minimum of 24 hours after application. Application Date: _____ Time: _____

4. Except as stated above, there are no restrictions on using water from treated areas for swimming, fishing, watering livestock or domestic purposes.

Use of this product in certain portions of California, Oregon, and Washington is subject to the January 22, 2004 Order for injunctive relief in **Washington Toxics Coalition, et al. v. EPA**, C01-0132C, (W.D. WA).

For further information, please refer to <http://www.epa.gov/esspl/itstatus/wtc/index.htm>.

PRECAUTIONARY STATEMENTS

HAZARDS TO HUMANS AND DOMESTIC ANIMALS

CAUTION Causes moderate eye irritation. Avoid contact with eyes or clothing.

PERSONAL PROTECTIVE EQUIPMENT (PPE):

All loaders, applicators, and other handlers must wear:

- long-sleeved shirt and long pants,
- shoes plus socks

Follow manufacturer's instructions for cleaning/maintaining PPE. If no such instructions for washables exist, use detergent and hot water. Keep and wash PPE separately from other laundry.

USER SAFETY RECOMMENDATIONS

Users Should:

- Wash hands before eating, drinking, chewing gum, using tobacco, or using the toilet.
- Remove clothing/PPE immediately if pesticide gets inside. Then wash thoroughly and put on clean clothing. If pesticide gets on skin, wash immediately with soap and water.
- Remove PPE immediately after handling this product. Wash the outside of gloves before removing. As soon as possible, wash thoroughly and change into clean clothing.

FIRST AID

IF IN EYES

- Hold eye open and rinse slowly and gently with water for 15 to 20 minutes.
- Remove contact lenses, if present, after the first 5 minutes, then continue rinsing eye.
- Call a poison control center or doctor for treatment advice.

IF SWALLOWED

- Call a poison control center or doctor immediately for treatment advice.
- Have person sip a glass of water if able to swallow.
- Do not induce vomiting unless told to do so by a poison control center or doctor.
- Do not give anything by mouth to an unconscious person.

IF ON SKIN OR CLOTHING

- Take off contaminated clothing.
- Rinse skin immediately with plenty of water for 15 to 20 minutes.
- Call a poison control center or doctor for treatment advice.

IF INHALED

- Move person to fresh air.
- If person is not breathing, call 911 or an ambulance, then give artificial respiration, preferably mouth-to-mouth if possible.
- Call a poison control center or doctor for further treatment advice.

HOT LINE NUMBER

Have the product container or label with you when calling a poison control center or doctor, or going for treatment.

IN CASE OF EMERGENCY CALL: 1-800-654-6911

ENVIRONMENTAL HAZARDS

Fish breathe dissolved oxygen in the water and decaying weeds also use oxygen. When treating continuous, dense weed masses, it may be appropriate to treat only part of the infestation at a time. For example, apply the product in lanes separated by untreated strips that can be treated after vegetation in treated lanes has disintegrated. During the growing season, weeds decompose in a 2 to 3 week period following treatment. Begin treatment along the shore and proceed outwards in bands to allow fish to move into untreated areas. Waters having limited and less dense weed infestations may not require partial treatments.

For Chemical Spill, Leak, Fire, or Exposure, Call CHEMTREC (800) 424-9300
For Medical Emergencies Only, call (800)-654-6911

STORAGE AND DISPOSAL

Do not contaminate water, food or feed by storage or disposal.

PESTICIDE STORAGE: Always use original container to store pesticides in a secured warehouse or storage building. Do not store near seeds, fertilizers, insecticides or fungicides. Do not stack more than two pallets high. It is recommended that a SARA Title III emergency response plan be created for storage facilities. Do not transport in the passenger compartment of any vehicle.

PESTICIDE DISPOSAL: Pesticide wastes are toxic. If container is damaged or if pesticide has leaked, clean up all spilled material. Improper disposal of excess pesticide, spray mixtures or rinsate is a violation of Federal law and may contaminate groundwater. If these wastes cannot be disposed of by use according to label instructions, contact your State Pesticide or Environmental Control Agency, or the Hazardous Waste representative at the nearest EPA Regional Office for guidance.

CONTAINER DISPOSAL: Nonrefillable container. Do not reuse or refill this container. Completely empty container into application equipment, then offer for recycling if available, or dispose of empty container in a sanitary landfill or by incineration or, if allowed by state and local authorities, by burning. If burned, stay out of smoke.

WARRANTY DISCLAIMER

The directions for use of this product must be followed carefully. TO THE EXTENT CONSISTENT WITH APPLICABLE LAW, (1) THE GOODS DELIVERED TO YOU ARE FURNISHED "AS IS" BY MANUFACTURER OR SELLER AND (2) MANUFACTURER AND SELLER MAKE NO WARRANTIES, GUARANTEES, OR REPRESENTATIONS OF ANY KIND TO BUYER OR USER, EITHER EXPRESS OR IMPLIED, OR BY USAGE OF TRADE, STATUTORY OR OTHERWISE, WITH REGARD TO THE PRODUCT SOLD, INCLUDING, BUT NOT LIMITED TO MERCHANTABILITY, FITNESS FOR A PARTICULAR PURPOSE, USE, OR ELIGIBILITY OF THE PRODUCT FOR ANY PARTICULAR TRADE USAGE. UNINTENDED CONSEQUENCES, INCLUDING BUT NOT LIMITED TO INEFFECTIVENESS, MAY RESULT BECAUSE OF SUCH FACTORS AS THE PRESENCE OR ABSENCE OF OTHER MATERIALS USED IN COMBINATION WITH THE GOODS, OR THE MANNER OF USE OR APPLICATION, INCLUDING WEATHER, ALL OF WHICH ARE BEYOND THE CONTROL OF MANUFACTURER OR SELLER AND ASSUMED BY BUYER OR USER. THIS WRITING CONTAINS ALL OF THE REPRESENTATIONS AND AGREEMENTS BETWEEN BUYER, MANUFACTURER AND SELLER, AND NO PERSON OR AGENT OF MANUFACTURER OR SELLER HAS ANY AUTHORITY TO MAKE ANY REPRESENTATION OR WARRANTY OR AGREEMENT RELATING IN ANY WAY TO THESE GOODS.

LIMITATION OF LIABILITY

TO THE EXTENT CONSISTENT WITH APPLICABLE LAW, IN NO EVENT SHALL MANUFACTURER OR SELLER BE LIABLE FOR SPECIAL, INCIDENTAL, OR CONSEQUENTIAL DAMAGES, OR FOR DAMAGES IN THEIR NATURE OF PENALTIES RELATING TO THE GOODS SOLD, INCLUDING USE, APPLICATION, HANDLING, AND DISPOSAL MANUFACTURER OR SELLER SHALL NOT BE LIABLE TO BUYER OR USER BY WAY OF INDEMNIFICATION TO BUYER OR TO CUSTOMERS OF BUYER, IF ANY, OR FOR ANY DAMAGES OR SUMS OF MONEY, CLAIMS OR DEMANDS WHATSOEVER, RESULTING FROM OR BY REASON OF, OR ARISING OUT OF THE MISUSE, OR FAILURE TO FOLLOW LABEL WARNINGS OR INSTRUCTIONS FOR USE, OF THE GOODS SOLD BY MANUFACTURER OR SELLER TO BUYER. ALL SUCH RISKS SHALL BE ASSUMED BY THE BUYER, USER, OR ITS CUSTOMERS. BUYER'S OR USER'S EXCLUSIVE REMEDY, AND MANUFACTURER'S OR SELLER'S TOTAL LIABILITY SHALL BE FOR DAMAGES NOT EXCEEDING THE COST OF THE PRODUCT.

If you do not agree with or do not accept any of directions for use, the warranty disclaimers, or limitations on liability, do not use the product, and return it unopened to the Seller, and the purchase price will be refunded.

Specimen Label



DMA[®] 4 VM

Herbicide

[®]Trademark of Dow AgroSciences LLC

For selective control of many broadleaf weeds in forests, grass pastures, rangeland, Conservation Reserve Program acres, ornamental turfgrass (including turfgrass grown for sod or seed), non-cropland and aquatic areas. Also for control of trees by injection.

Active Ingredient:

| | |
|--|--------|
| 2,4-Dichlorophenoxyacetic acid, dimethylamine salt | 46.3% |
| Other Ingredients | 53.7% |
| Total | 100.0% |

2,4-dichlorophenoxyacetic acid - 38.4% - 3.8 lb/gal

Precautionary Statements

Hazards to Humans and Domestic Animals

EPA Reg. No. 62719-3

DANGER

Corrosive • Causes Irreversible Eye Damage • Harmful If Swallowed, Inhaled Or Absorbed Through The Skin

Do not get in eyes, on skin, or on clothing. Avoid breathing vapor or spray mist. Wash thoroughly with soap and water after handling.

Personal Protective Equipment (PPE)

Some materials that are chemical-resistant to this product are made of any waterproof material. If you want more options, follow the instructions for category A on an EPA chemical resistance category selections chart.

All pilots must wear:

- Long-sleeved shirt and long pants
- Shoes plus socks

All mixers, loaders, flaggers, other applicators and handlers must wear:

- Long-sleeved shirt and long pants
- Shoes plus socks
- Chemical-resistant gloves
- Protective eyewear
- Chemical resistant apron when mixing or loading, cleaning up spills or equipment, or otherwise exposed to the concentrate

See engineering controls for additional requirements.

Follow manufacturer's instructions for cleaning/maintaining PPE. If no such instructions for washables exist, use detergent and hot water. Keep and wash PPE separately from other laundry.

Engineering Controls

When handlers use closed systems or enclosed cabs in a manner that meets the requirements listed in the Worker Protection Standard (WPS) for agricultural pesticides [40 CFR 170.240 (d)(4-6)], the handler PPE requirements may be reduced or modified as specified in the WPS.

Pilots must use an enclosed cockpit that meets the requirements listed in the Worker Protection Standard (WPS) for agricultural pesticides [40 CFR 170.240 (d)(4-6)].

User Safety Recommendations

Users should:

- Wash hands before eating, drinking, chewing gum, using tobacco, or using the toilet.
- Remove clothing/PPE immediately if pesticide gets inside. Then wash thoroughly and put on clean clothing.
- Remove PPE immediately after handling this product. Wash the outside of gloves before removing. As soon as possible, wash thoroughly and change into clean clothing.

First Aid

If in eyes: Hold eye open and rinse slowly and gently with water for 15-20 minutes. Remove contact lenses, if present, after the first 5 minutes, then continue rinsing eye. Call a poison control center or doctor for treatment advice.

If on skin or clothing: Take off contaminated clothing. Rinse skin immediately with plenty of water for 15-20 minutes. Call a poison control center or doctor for treatment advice.

If swallowed: Call a poison control center or doctor immediately for treatment advice. Have person sip a glass of water if able to swallow. Do not induce vomiting unless told to do so by the poison control center or doctor. Do not give anything by mouth to an unconscious person.

If inhaled: Move person to fresh air. If person is not breathing, call 911 or an ambulance, then give artificial respiration, preferably by mouth-to-mouth, if possible. Call a poison control center or doctor for further treatment advice.

Have the product container or label with you when calling a poison control center or doctor, or going for treatment.

Note to Physician: Probable mucosal damage may contraindicate the use of gastric lavage.

Environmental Hazards

This product is toxic to fish and aquatic invertebrates. For terrestrial uses: Do not apply directly to water, to areas where surface water is present, or to intertidal areas below the mean high water mark. Drift or runoff may adversely affect aquatic invertebrates and non-target plants. Drift and runoff may be hazardous to aquatic organisms in water adjacent to treated areas. Do not contaminate water when disposing of equipment washwaters or rinsate.

This chemical has properties and characteristics associated with chemicals detected in groundwater. The use of this chemical in areas where soils are permeable, particularly where the water table is shallow, may result in groundwater contamination. Application around a cistern or well may result in contamination of drinking water or groundwater.

Aquatic Weed Control: Fish breathe dissolved oxygen in the water and decaying weeds also use oxygen. When treating continuous, dense weed masses, it may be appropriate to treat only part of the infestation at a time. For example, apply the product in lanes separated by untreated strips that can be treated after vegetation in treated lanes has disintegrated. During the growing season, weeds decompose in a 2 to 3 week period following treatment. Begin treatment along the shore and proceed outwards in bands to allow fish to move into untreated areas. Waters having limited and less dense weed infestations may not require partial treatments.

Directions for Use

It is a violation of Federal law to use this product in a manner inconsistent with its labeling.

Read all Directions for Use carefully before applying.

Do not apply this product in a way that will contact workers or other persons, either directly or through drift. Only protected handlers may be in the area during application. For any requirements specific to your state or tribe, consult the agency responsible for pesticide regulation.

Agricultural Use Requirements

Use this product only in accordance with its labeling and with the Worker Protection Standard, 40 CFR Part 170. This Standard contains requirements for the protection of agricultural workers on farms, forests, nurseries, and greenhouses, and handlers of agricultural pesticides. It contains requirements for training, decontamination, notification, and emergency assistance. It also contains specific instructions and exceptions pertaining to the statements on this label about personal protective equipment (PPE), and restricted-entry interval. The requirements in this box only apply to uses of this product that are covered by the Worker Protection Standard.

Do not enter or allow worker entry into treated areas during the restricted entry interval (REI) of 48 hours.

PPE required for early entry to treated areas that is permitted under the Worker Protection Standard and that involves contact with anything that has been treated, such as plants, soil, or water, is:

Agricultural Use Requirements (Cont.)

- Coveralls
- Chemical-resistant gloves made of any waterproof material
- Shoes plus socks
- Protective eyewear

Non-Agricultural Use Requirements

The requirements in this box apply to uses of this product that are NOT within the scope of the Worker Protection Standard for Agricultural Pesticides (40 CFR Part 170). The WPS applies when this product is used to produce agricultural plants on farms, forests, nurseries, or greenhouses.

Entry Restrictions for Non-WPS Uses: Do not enter or allow people (or pets) to enter the treated area until sprays have dried.

Storage and Disposal

Do not contaminate water, food, or feed by storage or disposal.

Pesticide Storage: Keep container tightly closed when not in use. If exposed to subfreezing temperatures, the product should be warmed to at least 40°F and mixed thoroughly before using.

Pesticide Disposal: Pesticide wastes are toxic. Improper disposal of excess pesticide, spray mixture, or rinsate is a violation of Federal law and may contaminate groundwater. If these wastes cannot be disposed of by use according to label instructions, contact your State Pesticide or Environmental Control Agency, or the Hazardous Waste Representative at the nearest EPA Regional Office for guidance.

Nonrefillable containers 5 gallons or less:

Container Handling: Nonrefillable container. Do not reuse or refill this container.

Triple rinse or pressure rinse container (or equivalent) promptly after emptying. **Triple rinse** as follows: Empty the remaining contents into application equipment or a mix tank and drain for 10 seconds after the flow begins to drip. Fill the container 1/4 full with water and recap. Shake for 10 seconds. Pour rinsate into application equipment or a mix tank or store rinsate for later use or disposal. Drain for 10 seconds after the flow begins to drip. Repeat this procedure two more times. **Pressure rinse** as follows: Empty the remaining contents into application equipment or a mix tank and continue to drain for 10 seconds after the flow begins to drip. Hold container upside down over application equipment or mix tank or collect rinsate for later use or disposal. Insert pressure rinsing nozzle in the side of the container, and rinse at about 40 psi for at least 30 seconds. Drain for 10 seconds after the flow begins to drip. Then offer for recycling if available or puncture and dispose of in a sanitary landfill, or by incineration, or by other procedures allowed by state and local authorities.

Refillable containers larger than 5 gallons:

Container Handling: Refillable container. Refill this container with pesticide only. Do not reuse this container for any other purpose. Cleaning the container before final disposal is the responsibility of the person disposing of the container. Cleaning before refilling is the responsibility of the refiller. To clean the container before final disposal, empty the remaining contents from this container into application equipment or a mix tank. Fill the container about 10% full with water and, if possible, spray all sides while adding water. If practical, agitate vigorously or recirculate water with the pump for two minutes. Pour or pump rinsate into application equipment or rinsate collection system. Repeat this rinsing procedure two more times. Then offer for recycling if available, or puncture and dispose of in a sanitary landfill, or by incineration, or by other procedures allowed by state and local authorities.

Nonrefillable containers 5 gallons or larger:

Container Handling: Nonrefillable container. Do not reuse or refill this container. Triple rinse or pressure rinse container (or equivalent) promptly after emptying. **Triple rinse** as follows: Empty the remaining contents into application equipment or a mix tank. Fill the container 1/4 full with water. Replace and tighten closures. Tip container on its side and roll it back and forth, ensuring at least one complete revolution, for 30 seconds. Stand the container on its end and tip it back and forth several times. Turn the container over onto its other end and tip it back and forth several times. Empty the rinsate into application equipment or a mix tank or store rinsate for later use or disposal. Repeat this procedure two more times. **Pressure rinse** as follows: Empty the remaining contents into application equipment or a mix tank and continue to drain for 10 seconds after the flow begins to drip. Hold container upside down over application equipment or mix tank or collect rinsate for later use or disposal. Insert pressure rinsing nozzle in the side of the container, and rinse at about 40 psi for at least 30 seconds. Drain for 10 seconds after the flow begins to drip. Then offer for recycling if available, or puncture and dispose of in a sanitary landfill, or by incineration, or by other procedures allowed by state and local authorities.

Product Information

DMA® 4 IVM herbicide is intended for selective control of many broadleaf weeds in forests, grass pastures, rangeland, Conservation Reserve Program acres, ornamental turfgrass (including turfgrass grown for sod or seed), non-cropland and aquatic areas. Also for control of trees by injection.

Apply DMA 4 IVM as a water or oil-water spray during warm weather when target weeds or woody plants are actively growing. Application under drought conditions will often give poor results. Use low spray pressure to minimize drift. The lower dosages specified on this label will be satisfactory for young, succulent growth of susceptible weed species. For less susceptible species and under conditions where control is more difficult, use higher specified rates. Deep-rooted perennial weeds, such as Canada thistle, field bindweed and many woody plants, usually require repeated applications for satisfactory control. Consult your State Agricultural Experiment stations or Extension Service Weed Specialists for directions from this label that best fit local conditions.

Use Precautions and Restrictions

Be sure that use of DMA 4 IVM conforms to all application regulations.

Chemigation: Do not apply this product through any type of irrigation system.

Excessive amounts of 2,4-D in the soil may temporarily inhibit seed germination and plant growth.

Use of this product in certain portions of California, Oregon, and Washington is subject to the January 22, 2004 Order for injunctive relief in Washington Toxics Coalition et al. v. EPA, C01-0132C, (W.D. W.A.). For further information, please refer to EPA website: <http://www.epa.gov/espp/litstatus/wtc/index.htm>.

Spray Drift Management

A variety of factors including weather conditions (e.g., wind direction, wind speed, temperature, relative humidity) and method of application (e.g., ground, aerial, airblast) can influence pesticide drift. The applicator must evaluate all factors and make appropriate adjustments when applying this product.

Droplet Size

When applying sprays that contain 2,4-D as the sole active ingredient, or when applying sprays that contain 2,4-D mixed with active ingredients that require a coarse or coarser spray, apply only as a coarse or coarser spray (ASABE Standard 572), or a volume mean diameter of 385 microns or greater for spinning atomizer nozzles.

When applying sprays that contain 2,4-D mixed with other active ingredients that require a medium or finer spray, apply only as a medium or coarser spray (ASABE Standard 572), or a volume mean diameter of 300 microns or greater for spinning atomizer nozzles.

Wind Speed

Do not apply at wind speeds greater than 15 mph. Apply this product only if the wind direction favors on-target deposition and there are not sensitive areas (including residential areas, bodies of water, known habitat for beneficial nontarget plants) within 250 feet downwind. If applying a medium spray, leave one swath unsprayed at the downwind edge of the treated field.

Temperature Inversions

If applying at wind speeds less than 3 mph, the applicator must determine if: a) conditions of temperature inversion exist, or b) stable atmospheric conditions exist at or below nozzle height. Do not make applications into areas of temperature inversions or stable atmospheric conditions.

Susceptible Plants

Do not apply under circumstances where spray drift may occur to food, forage, or other plantings that might be damaged or crops thereof rendered unfit for sale, use or consumption. Susceptible crops include cotton, okra, flowers, fruit trees, grapes (in growing stage), fruit trees (foliage), soybeans (vegetative stage), ornamentals, sunflowers, tomatoes, beans, and other vegetables, or tobacco. Small amounts of spray drift that may not be visible may injure susceptible broadleaf plants.

Other State and Local Requirements

Applicators must follow all state and local pesticide drift requirements regarding application of 2,4-D herbicides. Where states have more stringent regulations, they must be observed.

Equipment

All aerial and ground application equipment must be properly maintained and calibrated using appropriate carriers or surrogates.

Aerial Application

The boom length must not exceed 75% of the wingspan or 90% of the rotor blade diameter.

Release spray at the lowest height consistent with efficacy and flight safety. Do not release spray at a height greater than 10 feet above the crop canopy unless a greater height is required for aircraft safety. This requirement does not apply to forestry or rights-of-way applications.

When applications are made with a crosswind, the swath will be displaced downwind. The applicator must compensate for this by adjusting the path of the aircraft upwind.

Ground Application

Groundboom: Do not apply with a nozzle height greater than 4 feet above the crop canopy.

Handguns and Boomless Nozzles: Applications for rights-of-way vegetation management are best applied with specialized nozzles delivering a coarse or very coarse spray volume.

Mixing Directions

Mix DMA 4 IVM with water only unless otherwise directed on this label. Add about half of the water to the mixing tank, then add the DMA 4 IVM with agitation, and finally the rest of the water with continuing agitation.

Note: Adding oil, wetting agent, or other surfactant to the spray mixture may increase effectiveness on weeds, but also may reduce selectivity to crops, resulting in crop damage.

Tank Mixing

When tank mixing, read and follow the label of each tank mix product used for precautionary statements, directions for use, weeds controlled, and geographic and other restrictions. Use in accordance with the most restrictive of label limitations and precautions. Do not exceed any active ingredient's maximum use rates when tank mixing. Do not tank mix this product with any product containing a label prohibition against tank mixing with 2,4-D.

Tank Mix Compatibility Testing: A jar test is recommended prior to tank mixing to ensure compatibility of this product and other pesticides. Use a clear glass quart jar with lid and mix the tank mix ingredients in their relative proportions. Invert the jar containing the mixture several times and observe the mixture for approximately 1/2 hour. If the mixture balls-up, forms flakes, sludges, jels, oily films or layers, or other precipitates, it is not compatible and the tank mix combination should not be used.

Mixing with Liquid Nitrogen Fertilizer

This product may be combined with liquid nitrogen fertilizer suitable for foliar application for broadleaf weed control and fertilization of pastures in a single operation. Use DMA 4 IVM in accordance with directions for these crops provided in this label. Use liquid fertilizer at rates specified by the supplier or Extension Service Specialist. Test for mixing compatibility as described above before mixing in spray tank. A compatibility aid, such as Unite or Compex, may be needed in some situations. Compatibility is best with liquid fertilizer solutions containing only nitrogen. Mixing with N-P-K solutions may not be satisfactory, even with the addition of a compatibility aid. Pre-mixing 1 part DMA 4 IVM with up to 4 parts water may help in situations when mixing difficulty occurs.

Fill the tank about half full with the liquid fertilizer, then add the required amount of DMA 4 IVM with agitation. Maintain agitation and complete filling the tank with liquid fertilizer. Apply immediately and continue agitation in spray tank during application. **Do not store the spray mixture.** Application during very cold weather (near freezing) is not advisable.

Rate Conversion Table for Spot Treatment:

| Label Broadcast Rate (pint/acre) | | | | | | | |
|---|-----------------------|-----------------------|----------------------|----------------------|--------------------|------------------------|--------------------|
| 1/2 | 2/3 | 3/4 | 1 | 2 | 3 | 4 | 8 |
| Equivalent Amount of DMA 4 IVM per 1000 sq ft | | | | | | | |
| 1/5 fl oz ¹ (5.5 mL) | 1/4 fl oz (7.3 mL) | 1/3 fl oz (8.3 mL) | 3/8 fl oz (11 mL) | 3/4 fl oz (22 mL) | 1 fl oz (33 mL) | 1 1/2 fl oz (44 mL) | 3 fl oz (88 mL) |

¹Conversion factors: 1 fl oz = 29.6 (30) mL

Band Application

DMA 4 IVM may be applied as a band treatment. Use the formulas below to determine the appropriate rate and volume per treated acre.

| | | | |
|----------------------|---|--------------------|------------------------------|
| Band width in inches | X | Broadcast rate = | Band rate per treated acre |
| Row width in inches | | | |
| Band width in inches | X | Broadcast volume = | Band volume per treated acre |
| Row width in inches | | | |

Sprayer Clean-Out

To avoid injury to desirable plants, thoroughly clean equipment used to apply this product before re-use or applying other chemicals.

1. Rinse and flush application equipment thoroughly after use at least three times with water. Dispose of all rinse water by application to treatment area or apply to non-cropland area away from water supplies.
2. During the second rinse, add 1 quart of household ammonia for every 25 gallons of water. Circulate the solution through the entire system so that all internal surfaces are contacted (15 to 20 minutes). Let the solution stand for several hours, preferably overnight.
3. Flush the solution out of the spray tank through the boom.
4. Rinse the system twice with clean water, recirculating and draining each time.
5. Remove nozzles and screens and clean separately.
6. If equipment is to be used to apply another pesticide or agricultural chemical to a 2,4-D susceptible crop, additional steps may be required to remove all traces of 2,4-D, including cleaning of disassembled parts and replacement of hoses or other fittings that may contain absorbed 2,4-D.

Application Directions

Apply with calibrated air or ground equipment using sufficient spray volume to provide adequate coverage of target weeds or as otherwise directed in specific use directions. For broadcast application, use a spray volume of 3 gallons or more per acre by air and 10 gallons or more per acre for ground equipment. Where states have regulations which specify minimum spray volumes, they must be observed. Increase spray volume as crop canopy, height and weed density increase in order to obtain adequate spray coverage. **Do not apply less than 3 gallons total spray volume per acre.**

Rate Ranges and Application Timing

The lower dosages given will be satisfactory for young, succulent growth of sensitive weed species. For less sensitive species and under conditions where control is more difficult, the higher dosages will be needed. Apply DMA 4 IVM during warm weather when weeds are young and actively growing.

Spot Treatments

To prevent misapplication, apply spot treatments with a calibrated boom or with hand sprayers using a fixed spray volume per 1000 sq ft as indicated below.

Hand-Held Sprayers: Hand-held sprayers may be used for spot applications of DMA 4 IVM. Apply the spray uniformly and at a rate equivalent to a broadcast application. Application rates in the table are based upon the application rate for an area of 1000 sq ft. Mix the amount of DMA 4 IVM (fl oz or mL) corresponding to the desired broadcast rate in 1 to 3 gallons of spray. To calculate the amount of DMA 4 IVM required for larger areas, multiply the table value (fl oz or mL) by the thousands of sq ft to be treated. An area of 1000 sq ft is approximately 10.5 X 10.5 yards (strides) in size.

Weeds Controlled

Annual or Biennial Weeds

| | |
|---------------------------------------|-------------------------------|
| beggarticks ¹ | croton, woolly |
| bittercress, smallflowered | flixweed |
| bitterweed | galinsoga |
| broomweed, common ¹ | geranium, Carolina |
| burdock, common | hemp, wild |
| buttercup, smallflowered ¹ | horseweed (marestail) |
| carpetweed | jewelweed |
| cinquefoil, common | jimsonweed |
| cinquefoil, rough | knotweed ¹ |
| cocklebur, common | lambsquarters, common |
| coffeeweed | lettuce, prickly ¹ |
| copperleaf, Virginia | lettuce, wild |
| croton, Texas | lupines |

Weeds Controlled (Cont.)

Annual or Biennial Weeds

| | |
|---|--|
| mallow, little ¹ | rape, wild |
| mallow, Venice ¹ | rocket, yellow |
| marshelder | salsify, common ¹ |
| morningglory, annual | salsify, western ¹ |
| morningglory, ivy | shepherd's-purse |
| morningglory, woolly | sicklepod |
| mousetail | smartweed (annual species) ¹ |
| mustards (except blue mustard) | sneezeweed, bitter |
| parsnip, wild | sowthistle, annual |
| pennycress, field | sowthistle, spiny |
| pepperweed ¹ | spanishneedles |
| pigweeds (<i>Amaranthus</i> spp.) ¹ | sunflower |
| poorjoe | sweetclover |
| primrose, common | tansymustard |
| purslane, common | thistle, bull |
| pusley, Florida | thistle, musk ¹ |
| radish, wild | thistle, Russian (tumbleweed) ¹ |
| ragweed, common | velvetleaf |
| ragweed, giant | vetches |

Perennial Weeds

| | |
|---|---|
| alfalfa ¹ | eveningprimrose, cutleaf |
| artichoke, Jerusalem ¹ | garlic, wild ¹ |
| aster, many-flower ¹ | goldenrod |
| Austrian fieldcress ¹ | hawkweed, orange ¹ |
| bindweed (hedge, field and European) ¹ | healal |
| blue lettuce | ironweed, western |
| blueweed, Texas | ivy, ground ¹ |
| broomweed | Jerusalem artichoke |
| bullnettle ¹ | loco, bigbend |
| carrot, wild ¹ | nettles (including stinging) ¹ |
| catnip | onion, wild ¹ |
| chicory | pennywort |
| clover, red ¹ | plantains |
| coffeeweed | ragwort, tansy ¹ |
| cress, hoary ¹ | sowthistle, perennial |
| dandelion ¹ | thistle, Canada ¹ |
| docks ¹ | vervains ¹ |
| dogbanes ¹ | waterplantain |
| | wormwood |

¹These weeds are only partially controlled and may require repeat applications and/or use of higher specified rates of this product even under ideal conditions of application.

Uses

Forestry, Rangeland, Established Pasture, and Non-Cropland Areas

Forestry

Forest site preparation, forest roadsides, brush control, established conifer release (including Christmas trees and reforestation areas)

| Treatment Site/ Method of Application | DMA 4 IVM | Specific Use Directions |
|--|---|--|
| annual weeds biennial and perennial broadleaf weeds and susceptible woody plants | 2 - 4 pt/acre 4 - 8 pt/acre | Apply when weeds are small and actively growing, before the bud stage. Apply when biennial and perennial species are in the seedling to rosette stage and before flower stalks appear. For difficult to control perennial broadleaf weeds and woody species, use up to 1 gallon of DMA 4 IVM and 1 to 4 quarts of Garlon® 3A herbicide per acre. For conifer release, make application in early spring before budbreak of conifers when weeds are small and actively growing. |
| spot treatment to control broadleaf weeds | 1.28 fl oz/gal of spray solution (see instructions for Spot Treatment) | Note: To control broadleaf weeds in small areas with a hand sprayer, use an application rate equivalent to the specified broadcast rate and spray to thoroughly wet all foliage. Mix 1.28 fl oz per gallon of spray solution and apply through pump up sprayer or backpack sprayer. Addition of a non ionic surfactant is recommended to improve coverage. See rate conversion table and instructions for Spot Treatment and use of hand-held sprayers under Application Directions. |
| conifer release: species such as: balsam fir black spruce jack pine ponderosa pine red pine red spruce white pine white spruce | 1 1/2 - 3 qt/acre | To control competing hardwood species such as alder, aspen, birch, hazel, and willow, apply from mid to late summer when growth of conifer trees has hardened off and woody plants are still actively growing. Apply with ground or air equipment, using sufficient spray volume to ensure complete coverage. Because this treatment may cause occasional conifer injury, do not apply if such injury cannot be tolerated. |
| directed spray: conifer plantations including pine | 4 qt/100 gal | Apply when brush or weeds are actively growing by directing the spray so as to avoid contact with conifer foliage and injurious amounts of spray. Apply in oil, oil-water, or water carrier in a spray volume of 10 to 100 gallons per acre. |
| basal spray | 8 qt/100 gal or | Thoroughly wet the base and root collar of all stems until the spray begins to accumulate around the root collar at the ground line. Wetting stems with the mixture may also aid in control. |
| surface of cut stumps | 2.5 fl oz/gal of water | Apply as soon as possible after cutting trees. Thoroughly soak the entire stump with the 2,4-D mixture including cut surface, bark and exposed roots. |
| frill and girdle | | Cut frills (overlapping, V-shaped notches cut downward through the bark in a continuous ring around the base of the tree) using an axe or other suitable tool. Treat freshly cut frills with as much of the 2,4-D mixture as they will hold. |
| tree injection | 1 - 2 mL per injection site | To control unwanted hardwood trees, such as elm, hickory, oak, and sweetgum, in forests and other non-crop areas, apply by injecting at a rate of 1 mL of undiluted DMA 4 IVM per inch of trunk diameter at breast height (DBH) as measured approximately 4 1/2 ft above the ground. However, injection should occur as close to the root collar as possible and the injection bit must penetrate the inner bark. Applications may be made throughout the year, but for best results apply between May 15 and October 15. Do not treat maples during the spring sap flow. For hard to control species, such as ash, maple, and dogwood, use 2 mL of undiluted DMA 4 IVM per injection site or double the number of 1 mL injections. Note: No Worker Protection Standard worker entry restrictions or worker notification requirements apply when this product is directly injected into agricultural plants. |

Restrictions:

- Do not allow sprays to contact conifer shoot growth (current year's new growth) or injury may occur.
- Do not apply to nursery seed beds.
- For conifer release, do not use on plantations where pine or larch are among the desired species.
- For broadcast applications, do not apply more than a total of 8.42 pints of DMA 4 IVM (4 lb of acid equivalent) per acre per 12-month period.
- Limited to one broadcast application, one basal spray or cut surface application, or one injection application per year.
- For basal spray, cut surface stumps, and frill applications, do not apply more than 16.84 pints of DMA 4 IVM (8 lb of acid equivalent) per 100 gallons of spray solution.

**Rangeland and Established Grass Pastures
Included Perennial Grasslands not in Agricultural Production, Such as Conservation Reserve Program Acres**

| Target Weeds or Woody Plants | (pint/acre) | Specific Use Directions |
|--|---|--|
| annual broadleaf weeds biennial and perennial broadleaf weeds | 2 2 - 4 | For best results, apply when weeds are small and actively growing, before the bud stage. Apply when musk thistles or other biennial species are in the seedling to rosette stage and before flower stalks appear. Refer to the Weeds Controlled section for a listing of susceptible weed species and weeds that may be only partially controlled and require repeat applications and/or use of higher specified rates, even under ideal conditions of application |
| spot treatment to control broadleaf weeds | 1.28 fl oz/gal of spray solution (see instructions for Spot Treatment) | Note: To control broadleaf weeds in small areas with a hand sprayer, use an application rate equivalent to the broadcast rate specified for this treatment site and spray to thoroughly wet all foliage. Mix 1.28 fl oz per gallon of spray solution and apply through pump up sprayer or backpack sprayer. Addition of a non ionic surfactant is recommended to improve coverage. See rate conversion table and instructions for Spot Treatment and use of hand-held sprayers under Application Directions. |
| tree injection | 1 - 2 mL per injection site | To control unwanted hardwood trees, such as elm, hickory, oak, and sweetgum, in forests and other non-crop areas, apply by injecting at a rate of 1 mL of undiluted DMA 4 IVM per inch of trunk diameter at breast height (DBH) as measured approximately 4 1/2 ft above the ground. However, injection should occur as close to the root collar as possible and the injection bit must penetrate the inner bark. Applications may be made throughout the year, but for best results apply between May 15 and October 15. Do not treat maples during the spring sap flow. For hard to control species, such as ash, maple, and dogwood, use 2 mL of undiluted DMA 4 IVM per injection site or double the number of 1 mL injections. Note: No Worker Protection Standard worker entry restrictions or worker notification requirements apply when this product is directly injected into agricultural plants. |
| wild garlic and wild onion | 4 | Make three applications (fall-spring-fall or spring-fall-spring) starting in late fall or early spring. |
| broadleaf weed control in newly sprigged coastal bermudagrass | 2 - 4 | Applications may be made either preemergence or postemergence. Follow Specific Use Directions for annual, biennial and perennial broadleaf weed control, above. |
| sand shinnery oak sand sagebrush | 2 | Sand shinnery oak: Apply by aircraft between May 15 and June 15. Sand sagebrush: Apply by ground or aircraft when foliage is fully expanded and plants are actively growing. Use a 1:4 oil-water emulsion as carrier and a spray volume of 3 to 5 gallons per acre. |
| big sagebrush rabbitbrush | 4 | Apply by ground or aircraft when foliage is fully expanded and plants are actively growing. Use a 1:4 oil-water emulsion as carrier and a spray volume of 3 to 5 gallons per acre. Re-treatment may be needed. |
| chamise, manzanita, buckbrush, coastal sage, coyotebrush, and chaparral species. | | Apply by ground or aircraft when foliage is fully expanded and plants are actively growing. Use water or 1:4 oil-water emulsion as carrier and a spray volume of 5 to 10 gallons per acre. Re-treatment may be needed. |
| southern wild rose broadcast application spot treatment | up to 4 1.28 fl oz/gal of spray solution | Broadcast: Apply in a spray volume of 5 gallons or more per acre by aircraft or 10 gallons or more per acre by ground equipment. Spot treatment: Apply when foliage is well developed. Thorough coverage is required. Mix 1.28 fl oz per gallon of spray solution and apply through pump up sprayer or backpack sprayer. Addition of a non ionic surfactant is recommended to improve coverage. Two or more treatments may be required. Do not exceed 4 pints per acre per application. |
| basal spray | 8 qt/100 gal or | Thoroughly wet the base and root collar of all stems until the spray begins to accumulate around the root collar at the ground line. Wetting stems with the mixture may also aid in control. |
| surface of cut stumps | 2.5 fl oz/gal of water | Apply as soon as possible after cutting trees. Thoroughly soak the entire stump with the 2,4-D mixture including cut surface, bark and exposed roots. |
| frill and girdle | | Cut frills (overlapping, V-shaped notches cut downward through the bark in a continuous ring around the base of the tree) using an axe or other suitable tool. Treat freshly cut frills with as much of the 2,4-D mixture as they will hold. |

Precautions:

- If grass is to be cut for hay, Agricultural Use Requirements for the Worker Protection Standard are applicable.
- For program lands, such as Conservation Reserve Program, consult program rules to determine whether grass or hay may be used. The more restrictive requirements of the program rules or this label must be followed.

Restrictions:

- **Preharvest Interval:** Do not apply within 7 days of hay forage harvest. For program lands, such as CRP, consult program rules to determine

- whether grass or hay may be used. The more restrictive requirements of the program rules or this label must be followed.
- Do not use on bentgrass, alfalfa, clover, or other legumes.
- Do not use on newly seeded areas until grass is well established.
- Do not use from early boot to milk stage where grass seed production is desired.
- Do not apply within 30 days of a previous application.
- For grazed areas, the maximum use rate is 4.21 pints of DMA 4 IVM (2 lb of acid equivalent) per acre per application.

- Do not apply more than a total of 8.42 pints of DMA 4 IVM (4 lb of acid equivalent) per acre per use season.
- Do not make more than two applications per season.
- For susceptible annual and biennial broadleaf weeds: Do not apply more than 2 pints (1 lb of acid equivalent) per acre per application.
- For moderately susceptible biennial, perennial broadleaf weeds and difficult to control weeds and woody plants: Do not apply more than 4 pints (2 lb of acid equivalent) per acre per application.
- Spot treatment: Do not apply more than 4 pints (2 lb of acid equivalent) per acre.

Non-Cropland Areas

Fence rows, hedgerows, roadsides, drainage ditches, rights-of way, utility power lines, railroads, airports, and other non-cropland areas

| Treatment Site/ Method of Application | DMA 4 IVM (pint/acre) | Specific Use Directions |
|---|---|--|
| annual broadleaf weeds biennial and perennial broadleaf weeds susceptible woody plants on rights-of-way | 2 - 4 4 4 - 8 | Apply when annual weeds are small and growing actively before the bud stage. Biennial and perennial weeds should be rosette to bud stage, but not flowering at the time of application. For difficult to control perennial broadleaf weeds and woody species, tank mix up to 1 gallon of DMA 4 IVM plus 1 to 4 quarts of Garlon 3A per acre. For ground application: High volume - apply a total of 100 to 400 gallons per acre; low volume - apply a total of 10 to 100 gallons per acre. For helicopter: Apply a total of 5 to 30 gallons per acre spray volume. |
| spot treatment to control broadleaf weeds | 1.28 fl oz/gal of spray solution (see instructions for Spot Treatment) | Note: To control broadleaf weeds in small areas with a hand sprayer, use an application rate equivalent to the broadcast rate specified for this treatment site and spray to thoroughly wet all foliage. Mix 1.28 fl oz per gallon of spray solution and apply through pump up sprayer or backpack sprayer. For best results, add a non-ionic surfactant to improve coverage. See rate conversion table and instructions for Spot Treatment and use of hand-held sprayers under Application Directions. |
| tree injection application | | See instructions for tree injection application in Forestry section. |
| southern wild rose broadcast application spot treatment | up to 4 1.28 fl oz/gal of spray solution | Broadcast: Apply in a spray volume of 5 gallons or more per acre by aircraft or 10 gallons or more per acre by ground equipment. Apply when foliage is well developed. Thorough coverage is required. Mix 1.28 fl oz per gallon of spray solution and apply through pump up sprayer or backpack sprayer. For best results, add a non-ionic surfactant to improve coverage. Two or more treatments may be required. |

Precautions

- Bentgrass, St. Augustine, clover, legumes and dichondra may be severely injured or killed by this treatment.
- Applications to non-cropland areas are not applicable to treatment of commercial timber or other plants being grown for sale or other commercial uses, or for commercial seed production, or for research purposes.

Restrictions:

- Do not apply to newly seeded areas until grass is well established.
- **Annual and perennial weeds:** Do not apply more than 4.21 pints of DMA 4 IVM (2 lb of acid equivalent) per acre per application. Do not make more than two applications per season. Do not reapply to a treated area within 30 days of a previous application.
- **Woody plants:** Do not apply more than a total of 8.42 pints of DMA 4 IVM (4 lb of acid equivalent) per acre per use season. Do not make more than one application per season.

Turfgrass

Turfgrass Grown for Seed or Sod Farms

| Treatment Site/ Application Timing | DMA 4 IVM (pint/acre) | Specific Use Directions |
|---|--------------------------|---|
| grasses grown for seed (postemergence use) seedling grass (five-leaf stage or later) well-established grasses | 3/4 - 1 1 - 4 | Apply when weeds are small and actively growing. For best results, apply when soil moisture is adequate for active weed growth. Do not apply to newly seeded grasses until well established (five-leaf stage or later) and then use a maximum of 1 pint per acre. Cool season grasses are tolerant of higher rates. Do not apply to grass in the early boot through milk stage if seed production is desired. When grass is well established, higher rates of up to 4 pints per acre may be applied for control of hard to kill annual or perennial weeds. |
| sod farms (postemergence) | 2 - 4 | Deep-rooted perennials such as bindweed and Canada thistle may require repeat applications. Avoid mowing sod farms for 1 to 2 days before or after application. Delay irrigation until the day following application. |

Precautions:

- **Reseeding:** Delay reseeding at least 30 days following application. Preferably, with spring application, reseed in the fall and with fall application, reseed in the spring.

Restrictions:

- **Preharvest Interval:** Do not apply within 7 days of cutting forage for hay.
- Do not apply more than a total of 8.42 pints of DMA 4 IVM (4 lb of acid equivalent) per acre per use season.
- Do not make more than two applications of DMA 4 IVM per use season.
- Maximum of 2 lb acid equivalent (4.2 pints of DMA 4 IVM) per acre per application.
- Do not use on creeping grasses such as bent except as a spot treatment.
- Do not use on injury-sensitive southern grasses, such as St. Augustinegrass.
- Do not use on dichondra or other herbaceous groundcovers. Legumes may be damaged or killed.
- Do not reapply to a treated area within 21 days of a previous application.

Ornamental Turfgrass (Excluding Grasses Grown for Seed or Sod Farms)

Includes lawns, golf courses, cemeteries and parks, airfields, roadsides, vacant lots, drainage ditch banks

| Treatment Site/ Application Timing | DMA 4 IVM (pint/acre) | Specific Use Directions |
|--|--------------------------|--|
| ornamental turfgrass (postemergence) seedling grass (five-leaf stage or later) | 3/4 - 1 | Apply when weeds are small and actively growing. For best results, apply when soil moisture is adequate for active weed growth. Deep-rooted perennial weeds such as bindweed and Canada thistle may require repeat applications. Do not apply to newly seeded grasses until well established (five-leaf stage or later) and then use a maximum of 1 pint per acre. Cool season grasses are tolerant of higher rates. |
| well-established grasses | 2 - 3 | |
| biennial and perennial broadleaf weeds | 3 | |

Precautions:

- **Reseeding:** Delay reseeding at least 30 days following application. Preferably, with spring application, reseed in the fall and with fall application, reseed in the spring.

Restrictions:

- Do not make more than two broadcast applications per year per treatment site (does not include spot treatments).
- Do not apply more than a total of 6.32 pints of DMA 4 IVM (3 lb of acid equivalent) per acre per year.

- Do not use on creeping grasses, such as bent, except as a spot treatment.
- Do not use on injury-sensitive southern grasses, such as St. Augustinegrass.
- Do not use on dichondra or other herbaceous groundcovers. Legumes may be damaged or killed.
- Do not reapply within 21 days of a previous application.

Aquatic Uses

Control of Weeds and Brush on Banks of Irrigation Canals and Ditches

| Target Plants | DMA 4 IVM (pint/acre) | Specific Use Directions |
|---|--------------------------|--|
| annual weeds biennial and perennial broadleaf weeds and susceptible wood plants | 2 - 4 4 | Apply using low pressure spray (10 to 40 psi) in a spray volume of 20 to 100 gallons per acre using power operated spray equipment. Apply when wind speed is low, 5 mph or less. Apply working upstream to avoid accidental concentration of spray into water. Cross-stream spraying to opposite banks is not permitted and avoid boom spraying over water surface. When spraying shoreline weeds, allow no more than a 2-foot overspray onto water surface with an average of less than 1 foot of overspray to prevent significant water contamination. Apply when weeds are small and growing actively before the bud stage. Apply when biennial and perennial species are in the seedling to rosette stage and before flower stalks appear. For hard to control weeds, a repeat application after 30 days at the same rate may be needed. For woody species and patches of perennial weeds, mix 1 gallon of DMA 4 IVM per 64 to 150 gallons of total spray. Wet foliage by applying about 3 to 4 gallons of spray per 1000 sq ft (10.5 X 10.5 steps). |

Restrictions:

- Do not make more than two treatments per season or reapply within 30 days.
- Use 2 gallons or more of spray solution per acre.
- Do not apply more than 4.21 pints (2 lb of acid equivalent) per acre per application or more than a total of 8.42 pints (4 lb of acid equivalent) per acre per use season.

Do not use on small canals with a flow rate less than 10 cubic feet per second (CFS) where water will be used for drinking purposes. CFS may be estimated by using the formula below. The approximate velocity needed for the calculation can be determined by observing the length of time that it takes a floating object to travel a defined distance. Divide the distance (ft) by the time (sec) to estimate velocity (ft per sec). Repeat 3 times and use the average to calculate CFS.

Average Width (ft) x Average Depth (ft) x Average Velocity (ft per sec) = CFS

For ditchbank weeds: Do not spray cross-stream to opposite bank. Do not allow boom spray to be directed onto water.

For shoreline weeds: Boom spraying onto water surface must be held to a minimum and allow no more than a 2-foot overspray onto water with an average of less than 1 foot overspray to prevent introduction of greater than negligible amounts of chemical into the water.

Aquatic Weed Control in Ponds, Lakes, Reservoirs, Marshes, Bayous, Drainage Ditches, Canals, Rivers and Streams That are Quiescent or Slow Moving, Including Programs of the Tennessee Valley Authority

Notice to Applicators: Before application, coordination and approval of local and state authorities may be required, either by letter or agreement or issuance of special permits for aquatic applications.

Emergent and Floating Aquatic Weeds, Including Water hyacinth (*Eichornia crassipe*)

Application Rate: 2 to 4 quarts per acre.

Application Timing: Spray weed mass only. Apply when water hyacinth plants are actively growing. Repeat application as necessary to kill regrowth and plants missed in previous operation. Use the 4 quart per acre rate when plants are mature or when weed mass is dense.

Surface Application: Use power operated sprayers with boom or spray gun mounted on boat, tractor or truck. Thorough wetting of foliage is essential for maximum control. Use 100 to 400 gallons of spray mixture per acre. Special precautions such as use of low pressure, large nozzles and spray thickening agents should be taken to avoid spray drift to susceptible crops. Follow label directions for use of any drift control agent.

Aerial Application: Use drift control spray equipment or thickening agent mixed in the spray mixture. Apply 1 gallon of DMA 4 IVM per acre using standard boom systems using a minimum spray volume of 5 gallons per acre. For Microfoil drift control spray systems, apply DMA 4 IVM in a total spray volume of 12 to 15 gallons per acre.

Restrictions for Surface Applications to Emergent Aquatic Weeds:

- Do not exceed 8.42 pints (4 lb of acid equivalent) per surface acre per application.
- Spot treatments are permitted.
- Limited to two applications per season.
- Minimum of 21 days between applications.

Fish breathe dissolved oxygen in the water and decaying weeds also use oxygen. When treating continuous, dense weed masses, it may be appropriate to treat only part of the infestation at a time. For example, apply the product in lanes separated by untreated strips that can be treated after vegetation in treated lanes has disintegrated. During the growing season, weeds decompose in a 2 to 3 week period following treatment. Waters having limited and less dense weed infestations may not require partial treatments. Other local factors such as water exchange and sediment load can also influence the dissolved oxygen level. Coordination and approval of local and state authorities may be required, either by letter of agreement or issuance of special permits for aquatic applications.

Water Use:

1. Water for irrigation or sprays:

- A. If treated water is intended to be used only for crops or non-crop areas that are labeled for direct treatment with 2,4-D such as pastures, turfgrass or cereal grains, the treated water may be used to irrigate and/or mix sprays for these sites at anytime after the 2,4-D aquatic application.
- B. Due to potential phytotoxicity considerations, the following

restrictions are applicable: If treated water is intended to be used to irrigate or mix sprays for plants grown in commercial nurseries and greenhouses; and other plants or crops that are not labeled for direct treatment with 2,4-D, the water must not be used unless one of the following restrictions has been observed:

- i. A setback distance from functional water intake(s) of ≥ 600 ft. was used for the application, or,
- ii. A waiting period of 7 days from the time of application has elapsed, or,
- iii. An approved assay indicates that the 2,4-D concentration is 100 ppb (0.1 ppm) or less at the water intake. Wait at least 3 days after application before initial sampling at water intake.

2. Drinking water (potable water):

- A. Consult with appropriate state or local water authorities before applying this product to public waters. State or local agencies may require permits. The potable water use restrictions on this label are to ensure that consumption of water by the public is allowed only when the concentration of 2,4-D in the water is less than the MCL (Maximum Contaminant Level) of 70 ppb. Applicators should consider the unique characteristics of the treated waters to assure that 2,4-D concentrations in potable water do not exceed 70 ppb at the time of consumption.
- B. For floating and emergent weed applications, the drinking water setback distance from functioning potable water intakes is ≥ 600 ft.
- C. If no setback distance of ≥ 600 ft. is used for the application, applicators or the authorizing organization must provide a drinking water notification prior to a 2,4-D application to the party responsible for a public water supply or to individual private water users. Notification to the party responsible for a public water supply or to individual private water users must be done in a manner to assure that the party is aware of a water use restrictions when this product is applied to potable water.

The following is an example of an example of notification via posting, but other methods of notification which convey the above restrictions may be used and may be required in some cases under state or local law or as a condition of a permit.

Example:

Posting notification should be located every 250 feet including the shoreline of the treated area and up to 250 feet of shoreline past the application site to include immediate public access points. Posting must include the day and time of application. Posting may be removed if analysis of a sample collected at the intake 3 days or more following application shows that the concentration in the water is less than 70 ppb (100 ppb for irrigation or sprays), or after 7 days following application, whichever occurs first.

Text of notification: Wait 7 days before diverting functioning surface water intakes from the treated aquatic site to use as drinking water, irrigation, or sprays, unless water at functioning drinking water intakes is tested at least 3 days after application and is demonstrated by assay to contain not more than 70 ppb 2,4-D (100 ppb for irrigation or sprays).
Application Date: _____ Time: _____

- D. Following each application of this product, treated water must not be used for drinking water unless one of the following restrictions has been observed:
 - i. A setback distance from functional water intake(s) of ≥ 600 ft. was used for the application, or,
 - ii. A waiting period of at least 7 days from the time of application has elapsed, or,
 - iii. An approved assay indicates that the 2,4-D concentration is 70 ppb (0.07 ppm) or less at the water intake. Sampling for drinking water analysis should occur no sooner than 3 days after 2,4-D application. Analysis of samples must be completed by a laboratory that is certified under the Safe Drinking Water Act to perform drinking water analysis using a currently approved version of analytical Method Number 515, 555, other methods for 2,4-D as may be listed in Title 40 CFR Part 141.24, or Method Number 4015 (immunoassay of 2,4-D) from U.S. EPA Test Methods for Evaluating Solid Waste SW-846.
- E. Note: Existing potable water intakes that are no longer in use, such as those replaced by a connection to a municipal water system or a potable water well, are not considered to be functioning potable water intakes.
- F. Drinking water setback distances do not apply to terrestrial applications of 2,4-D adjacent to water bodies with potable water intakes.

Submerged Aquatic Weeds, Including Eurasian Water Milfoil (*Myriophyllum spicatum*)

| Treatment Site | Maximum Application Rate ¹ | Specific Use Directions |
|---|---|---|
| aquatic weed control in ponds, lakes, reservoirs, marshes, bayous, drainage ditches, canals, rivers and streams that are quiescent or slow moving, including programs of the Tennessee Valley Authority | 2.84 gallons (10.8 lb of acid equivalent) per acre foot | <p>Application Timing: For best results, apply in spring or early summer when aquatic weeds appear. Check for weed growth in areas heavily infested the previous year. A second application may be needed when weeds show signs of recovery, but no later than mid-August in most areas.</p> <p>Subsurface Application: Apply DMA 4 IVM undiluted directly to the water through a boat mounted distribution system. Shoreline areas should be treated by subsurface injection application by boat to avoid aerial drift.</p> <p>Surface Application: Use power operated boat mounted boom sprayer. If rate is less than 5 gallons per acre, dilute to a minimum spray volume of 5 gallons per surface acre.</p> <p>Aerial Application: Use drift control spray equipment or thickening agents mixed with sprays to reduce drift. Apply through standard boom systems in a minimum spray volume of 5 gallons per surface acre. For Microfoil drift control spray systems, apply DMA 4 IVM in a total spray volume of 12 to 15 gallons per acre. Apply to attain a concentration of 2 to 4 ppm (see table below).</p> |

¹DMA 4 IVM contains 3.8 lb of acid equivalent per gallon of product.

Table 1: Amount to Apply for a Target Subsurface Concentration

| Surface Area | Average Depth (ft) | For typical conditions – 2 ppm (2,4-D a.e./acre) | For typical conditions – 2 ppm (DMA 4 IVM gal/acre) | For difficult conditions – 4 ppm* (2,4-D a.e./acre) | For difficult conditions – 4 ppm* (DMA 4 IVM gal/acre) |
|--------------|--------------------|--|---|---|--|
| 1 acre | 1 | 5.4 | 1.42 | 10.8 | 2.84 |
| | 2 | 10.8 | 2.84 | 21.6 | 5.68 |
| | 3 | 16.2 | 4.26 | 32.4 | 8.53 |
| | 4 | 21.6 | 5.68 | 43.2 | 11.37 |
| | 5 | 27.0 | 7.10 | 54.0 | 14.21 |

*Examples include spot treatments of pioneer colonies of eurasian water milfoil and certain difficult to control aquatic species.

Restrictions for Aquatic Sites With Submersed Weeds:

- Do not exceed 10.8 lb acid equivalent per acre foot.
- Do not apply within 21 days of previous application. Limited to two applications per season.
- When treating moving bodies of water, applications must be made while traveling upstream to prevent concentration of 2,4-D downstream from the application.
- Coordination and approval of local and state authorities may be required, either by letter of agreement or issuance of special permits for such use.

Fish breathe oxygen in the water and a water-oxygen ratio must be maintained. Decaying weeds use up oxygen, but during the period when applications should be made, the weed mass is fairly sparse and the weed decomposition rate is slow enough that the water-oxygen ratio is not disturbed by treating the entire area at one time. If treatments must be applied later in the season when the weed mass is dense and repeat treatments are needed, apply product in lanes, leaving buffer strips which can then be treated when vegetation in treated lanes has disintegrated. During the growing season, weeds decompose in a 2- to 3-week period following treatment.

Water Use:

1. Water for irrigation or sprays:

- A. If treated water is intended to be used only for crops or non-crop areas that are labeled for direct treatment with 2,4-D such as pastures, turfgrass or cereal grains, the treated water may be used to irrigate and/or mix sprays for these sites at anytime after the 2,4-D aquatic application.
- B. Due to potential phytotoxicity and/or residue considerations, the following restrictions are applicable:
If treated water is intended to be used to irrigate or mix sprays for unlabeled crops, non-crop areas or other plants not labeled for direct treatment with 2,4-D, the water must not be used unless one of the following restrictions has been observed:
 - i. A setback distance described in the Drinking Water Setback Table was used for the application, or,
 - ii. A waiting period of 21 days from the time of application has elapsed, or,
 - iii. An approved assay indicates that the 2,4-D concentration is 100 ppb (0.1 ppm) or less at the water intake. See Table 3 for the waiting period after application but before taking the initial sampling at water intake.

2. Drinking water (potable water):

- A. Consult with appropriate state or local water authorities before applying this product to public waters. State or local agencies may require permits. The potable water use restrictions on this label are to ensure that consumption of water by the public is allowed only when the concentration of 2,4-D in the water is less than the MCL (Maximum Contaminant Level) of 70 ppb. Applicators should consider the unique characteristics of the treated waters to assure that 2,4-D concentrations in potable water do not exceed 70 ppb at the time of consumption.
- B. For submersed weed applications, the drinking water setback distances from functioning potable water intakes are provided in Table 2 Drinking Water Setback Distance (below).
 - i. If no setback distance from the Drinking Water Setback Table (Table 2) is to be used for the application, applicators or the authorizing organization must provide a drinking water notification and an advisory to shut off all potable water intakes prior to a 2,4-D application. Notification to the party responsible for a public water supply or to individual private water users must be done in a manner to assure that the party is aware of the water use restrictions when this product is applied to potable water.

The following is an example of a notification via posting, but other methods of notification which convey the above restrictions may be used and may be required in some cases under state or local law or as a condition of a permit.

Example:

Posting notification should be located every 250 feet including the shoreline of the treated area and up to 250 feet of shoreline past the application site to include immediate public access points. Posting should include the day and time of application. Posting may be removed if analysis of a sample collected at the intake no sooner than stated in Table 3 (below) shows that the concentration in the water is less than 70 ppb (100 ppb for irrigation or sprays), or after 21 days following application, whichever occurs first.

Text of notification: Wait 21 days before diverting functioning surface water intakes from the treated aquatic site to use as drinking water, irrigation, or sprays, unless water at functioning drinking water intakes is tested no sooner than (insert days from Table 3) and is demonstrated by assay to contain not more than 70 ppb 2,4-D (100 ppb for irrigation or sprays).
Application Date: _____ Time: _____

- C. Following each application of this product, treated water must not be used for drinking water unless one of the following restrictions has been observed:
 - i. A setback distance described in the Drinking Water Setback Distance Table was used for the application, or,
 - ii. A waiting period of at least 21 days from the time of application has elapsed, or,
 - iii. An approved assay indicates that the 2,4-D concentration is 70 ppb (0.07 ppm) or less at the water intake. Sampling for drinking water analysis should occur no sooner than stated in Table 3. Analysis of samples must be completed by a laboratory that is certified under The Safe Drinking Water Act to perform drinking water analysis using a currently approved version of analytical Method Number 515, 555, other methods for 2,4-D as may be listed in Title 40 CFR, Part 141.24, or Method Number 4015 (immunoassay of 2,4-D) from U.S. EPA Test Methods for Evaluating Solid Waste SW-846.
- E. Note: Existing potable water intakes that are no longer in use, such as those replaced by a connection to a municipal water system or a potable water well, are not considered to be functioning potable water intakes.
- F. Drinking water setback distances do not apply to terrestrial applications of 2,4-D adjacent to water bodies with potable water intakes.

Table 2: Drinking Water Setback Distance for Submersed Weed Applications

| Application Rate and Minimum Setback Distance (feet) From Functioning Potable Water Intake | | | |
|--|--------|--------|--------|
| 1 ppm* | 2 ppm* | 3 ppm* | 4 ppm* |
| 600 | 1200 | 1800 | 2400 |

*ppm acid equivalent target water concentration

Table 3: Sampling for Drinking Water Analysis After 2,4-D Application for Submersed Weed Applications

| Minimum Days After Application Before Initial Water Sampling at the Functioning Potable Water Intake | | | |
|--|--------|--------|--------|
| 1 ppm* | 2 ppm* | 3 ppm* | 4 ppm* |
| 5 | 10 | 10 | 14 |

*ppm acid equivalent target water concentration

Terms and Conditions of Use

If terms of the following Warranty Disclaimer, Inherent Risks of Use and Limitation of Remedies are not acceptable, return unopened package at once to the seller for a full refund of purchase price paid. To the extent permitted by law, otherwise, use by the buyer or any other user constitutes acceptance of the terms under Warranty Disclaimer, Inherent Risks of Use and Limitation of Remedies.

Warranty Disclaimer

Dow AgroSciences warrants that this product conforms to the chemical description on the label and is reasonably fit for the purposes stated on the label when used in strict accordance with the directions, subject to the inherent risks set forth below. TO THE EXTENT PERMITTED BY LAW, Dow AgroSciences MAKES NO OTHER EXPRESS OR IMPLIED WARRANTY OF MERCHANTABILITY OR FITNESS FOR A PARTICULAR PURPOSE OR ANY OTHER EXPRESS OR IMPLIED WARRANTY.

Inherent Risks of Use

It is impossible to eliminate all risks associated with use of this product. Crop injury, lack of performance, or other unintended consequences may result because of such factors as use of the product contrary to label instructions (including conditions noted on the label, such as unfavorable temperatures, soil conditions, etc.), abnormal conditions (such as excessive rainfall, drought, tornadoes, hurricanes), presence of other materials, the manner of application, or other factors, all of which are beyond the control of Dow AgroSciences or the seller. To the extent permitted by law, all such risks shall be assumed by buyer.

Limitation of Remedies

To the extent permitted by law, the exclusive remedy for losses or damages resulting from this product (including claims based on contract, negligence, strict liability, or other legal theories), shall be limited to, at Dow AgroSciences' election, one of the following:

1. Refund of purchase price paid by buyer or user for product bought, or
2. Replacement of amount of product used.

To the extent permitted by law, Dow AgroSciences shall not be liable for losses or damages resulting from handling or use of this product unless Dow AgroSciences is promptly notified of such loss or damage in writing. To the extent permitted by law, in no case shall Dow AgroSciences be liable for consequential or incidental damages or losses.

The terms of the Warranty Disclaimer, Inherent Risks of Use and Limitation of Remedies cannot be varied by any written or verbal statements or agreements. No employee or sales agent of Dow AgroSciences or the seller is authorized to vary or exceed the terms of the Warranty Disclaimer or Limitation of Remedies in any manner.

®Trademark of Dow AgroSciences LLC

Produced for
Dow AgroSciences LLC
9330 Zionsville Road
Indianapolis, IN 46268

Label Code: D02-141-005
Replaces Label: D02-141-004
LOES Number: 010-00108

EPA accepted 09/27/11

Revisions:

1. Added directions for handguns and boomless nozzles.
2. For forestry, added limits for one basal spray or cut surface application or one injection application per year.
3. For rangeland and established grass pastures, added directions for basal spray, surface of cut stumps, and fill and girdle.
4. Removed references to "corn" and "small grains" in "Mixing with Liquid Nitrogen Fertilizer" section of Mixing Directions.



AQUATHOL® K

AQUATIC HERBICIDE

For aquatic plant control in quiescent, slow moving,
and flowing water aquatic sites.

ACTIVE INGREDIENT:

Dipotassium salt of endothall* 40.3%

OTHER INGREDIENTS: 59.7%

TOTAL 100.0%

Contains 4.23 lbs. dipotassium endothall* per gallon

*7-oxabicyclo [2.2.1]heptane-2,3-dicarboxylic acid equivalent 28.6%

KEEP OUT OF REACH OF CHILDREN

DANGER PELIGRO

Si usted no entiende la etiqueta, busque a alguien para que se la explique a usted en detalle. (If you do not understand the label, find someone to explain it to you in detail.)

FIRST AID

IF IN EYES:

- Hold eye open and rinse slowly and gently with water for 15-20 minutes.
- Remove contact lenses, if present, after the first 5 minutes, then continue rinsing.
- Call a poison control center or doctor for treatment advice.

IF SWALLOWED:

- Call a poison control center or doctor immediately for treatment advice.
- Have person sip a glass of water if able to swallow.
- Do not induce vomiting unless told by a poison control center or doctor.
- Do not give anything by mouth to an unconscious person.

IF ON SKIN OR CLOTHING:

- Take off contaminated clothing.
- Rinse skin immediately with plenty of water for 15-20 minutes.
- Call a poison control center or doctor for treatment advice.

IF INHALED:

- Move person to fresh air.
- If person is not breathing, call 911 or ambulance, then give artificial respiration, preferably mouth-to-mouth if possible.
- Call a poison control center or doctor for treatment advice.

HOT LINE NUMBER: Have the product container or label with you when calling a poison control center or doctor, or going for treatment. You may also contact 866-673-6671 (Rocky Mountain Poison Control Center) for emergency medical treatment information.

See inside for additional precautionary statements.

NOTE TO PHYSICIAN: Measures against circulatory shock, respiratory depression, and convulsion may be needed.

EPA Registration No. 70506-176

Batch/Lot No.: _____

Net Contents: _____



United Phosphorus, Inc.

630 Freedom Business Center, Suite 402

King of Prussia, PA 19406

1-800-438-6071

PRODUCT INFORMATION

Aquathol K is a liquid concentrate soluble in water which is effective against a broad range of aquatic plants. Dosage rates indicated for the application of Aquathol K are measured in parts per million (ppm) of dipotassium endothall.

PRECAUTIONARY STATEMENTS HAZARDS TO HUMANS AND DOMESTIC ANIMALS DANGER

CORROSIVE. CAUSES IRREVERSIBLE EYE DAMAGE. MAY BE FATAL IF SWALLOWED. HARMFUL IF INHALED OR ABSORBED THROUGH SKIN. DO NOT GET IN EYES, ON SKIN, OR ON CLOTHING. AVOID BREATHING VAPORS OR SPRAY MIST. PROLONGED OR FREQUENTLY REPEATED SKIN CONTACT MAY CAUSE ALLERGIC REACTIONS IN SOME INDIVIDUALS.

Personal Protective Equipment (PPE)

Mixers, Loaders, Applicators and other handlers must wear:

- Long-sleeved shirt and long pants,
- Shoes and socks,
- Chemical-resistant gloves made of any waterproof material,
- Protective eyewear,
- NIOSH-approved respirator with a dust/mist filter with MSHA/NIOSH approval number prefix TC-21C or any N, R, P, or HE filter.

Exception: During application, the respirator need not be worn, provided that the pesticide is applied in a manner (such as direct metering or subsurface application from the rear of a vessel that is moving into the wind) such that the applicator will have no contact with the pesticide.

See Engineering Controls for additional requirements.

User Safety Requirements:

Follow the manufacturers' instructions for cleaning/maintaining PPE. If no such instructions for washables exist, use detergent and hot water. Keep and wash PPE separately from other laundry.

Discard clothing or other absorbent materials that have been drenched or heavily contaminated with this product's concentrate. Do not reuse them.

Engineering Controls:

When mixers and loaders use a closed system designed by the manufacturer to enclose the pesticide to prevent it from contacting handlers or other people AND the system is functioning properly and is used and maintained in accordance with the manufacturers written operating instructions, the handlers need not wear a respirator, provided the required respirator is immediately available for use in an emergency such as a spill or equipment breakdown.

When handlers use closed systems, enclosed cabs, or aircraft in a manner that meets the requirements listed in the Worker Protection Standard (WPS) for agricultural pesticides [40 CFR 170.240(d) (4-6)], the handler PPE requirements may be reduced or modified as specified in the WPS.

User Safety Recommendations

User should:

- Wash hands before eating, drinking, chewing gum, using tobacco, or using the toilet.
- Remove clothing/PPE immediately if pesticide gets inside. Then wash thoroughly and put on clean clothing.
- Remove PPE immediately after handling this product. Wash the outside of gloves before removing. As soon as possible, wash thoroughly and change into clean clothing.

ENVIRONMENTAL HAZARDS

Do not contaminate water by cleaning of equipment or disposal of equipment washwaters.

This pesticide is toxic to mammals.

Treatment of aquatic plants can result in oxygen loss from decomposition of dead plants. This loss can cause fish suffocation. Water bodies containing very high plant density should be treated in sections to prevent suffocation of fish.

DIRECTIONS FOR USE

It is a violation of Federal law to use this product in a manner inconsistent with its labeling.

Do not apply this product in a way that will contact workers or other persons, either directly or through drift.

- For quiescent or slow moving water treatments: Waters treated with Aquathol K may be used for swimming, fishing, and irrigating turf, ornamental plants and crops immediately after treatment with the following exceptions: Do not use the Aquathol K treated water to irrigate the following for 7 days after the treatment: annual nursery or greenhouse crops including hydroponics and newly seeded or transplanted annual crops, newly seeded or transplanted ornamentals, and newly sodded or seeded turf. Do not use treated water for animal consumption within the following periods:
 - 0.5 ppm dipotassium salt – 7 days after application
 - 4.25 ppm dipotassium salt – 14 days after application
 - 5.0 ppm dipotassium salt – 25 days after application
- For flowing water treatments: Waters treated with Aquathol K may be used for swimming, fishing, livestock watering, and irrigating turf, ornamental plants and crops immediately after treatment with the following exceptions: Do not use the Aquathol K treated water to irrigate the following: annual nursery or greenhouse crops including hydroponics and newly seeded or transplanted annual crops, newly seeded or transplanted ornamentals, and newly sodded or seeded turf.
- Phytotoxicity is not expected on plants or crops irrigated with Aquathol K treated water, however, all species and cultivars (varieties) have not been tested.
- Undiluted Aquathol K may be injurious to crops, grass, ornamentals, and other foliage.
- Do not use Aquathol K treated water for chemigation as interactions between Aquathol K and other pesticides and fertilizers are not known.
- Do not use Aquathol K in brackish or saltwater.
- Wash out spray equipment with water after each operation.
- Avoid contact of spray concentrate (product) directly or by drift with non-target plants or crops as injury may result.

HOW TO APPLY:

Aquathol K is a contact herbicide; consequently, apply when target plants are present.

Aquathol K should be sprayed on the water or injected below the water surface. It may be applied as a concentrate or diluted with water depending on the equipment.

In instances where the plant(s) to be controlled is an exposed surface problem (i.e., some of the broad-leaved pond weeds) coverage is important. For best results, apply the concentrate with the least amount of water compatible with the application equipment.

Drinking Water (Potable Water)

Consult with appropriate state or local water authorities before applying this product to public waters. State or local agencies may require permits.

The drinking water (potable water) restrictions on this label are to ensure that consumption of water by the public is allowed only when the concentration of endothall acid in the water is less than the MCL (Maximum Contamination Level) of 0.1 ppm. Applicators should consider the unique characteristics of the treated waters to assure that endothall acid concentrations in potable drinking water do not exceed 0.1 ppm at the time of consumption.

For Lakes, Ponds, and other Quiescent Water Bodies:

- For Aquathol K applications, the drinking water setback distance from functioning potable water intakes in the treated water body must be greater than or equal to 600 feet.
- Note: Existing potable water intakes that are no longer in use, such as those replaced by a connection to a municipal water system or a potable water well, are not considered to be functioning potable water intakes.

For Irrigation Canals and other Flowing Water Bodies:

- Applicator is responsible to assure that treated water does not enter potable water intakes. For Aquathol K applications, potable water intakes must be closed when treated water is present at the intake. In the event the water intake cannot be closed, treatments must only be made downstream from the intake in order to assure Aquathol K treated water does not enter the potable water system.

QUIESCENT OR SLOW MOVING WATER TREATMENTS: SURFACE OR INJECTED APPLICATIONS

For aquatic plant control in quiescent or slow moving water, Aquathol K recommended use rates can be found in the following chart. Since the active ingredient is water soluble and tends to diffuse from the treated area, select the dosage rate applicable to the area to be treated. Marginal treatments of large bodies of water require higher rates as indicated.

Use higher labeled rates of Aquathol K when making treatments to small areas with an increased potential for rapid dilution or when treating narrow areas such as boat lanes or shoreline treatments where dilution may reduce the exposure of plants to Aquathol K.

Use lower labeled rates of Aquathol K for large contiguous treatment blocks or in protected areas such as coves where reduced water movement will not result in rapid dilution of Aquathol K from the target treatment area or when treating entire lakes or ponds.

PLANTS CONTROLLED AND AQUATHOL K DOSAGE RATE CHART

| Aquatic Plant | APPLICATION RATE | | | |
|---|--|---------------------------------|-------------------------------|---------------------------------|
| | Entire Pond/Lake or Large Area Treatment | | Spot or Lake Margin Treatment | |
| | ppm Dipotassium Endothall | gallons Aquathol K per Acre Ft. | ppm Dipotassium Endothall | gallons Aquathol K per Acre Ft. |
| Bur Reed, Sparganium spp. | 3.0-4.0 | 1.9-2.6 | 4.0-5.0 | 2.6-3.2 |
| Coontail, Ceratophyllum spp. | 2.0-3.0 | 1.3-1.9 | 3.0-5.0 | 1.9-3.2 |
| Horned Pondweed, Zannichellia palustris | 2.0-3.0 | 1.3-1.9 | 3.0-5.0 | 1.9-3.2 |
| Sago Pondweed, Stuckenia pectinata | 1.0-2.0 | 0.6-1.3 | 2.0-5.0 | 1.3-3.2 |
| Hydrilla, Hydrilla verticillata | 1.0-4.0 | 0.6-2.6 | 2.0-5.0 | 1.3-3.2 |
| Hygrophila*, Hygrophila polysperma | 4.0-5.0 | 2.6-3.2 | 5.0 | 3.2 |
| Milfoil, Myriophyllum spp. | 2.0-3.0 | 1.3-1.9 | 3.0-5.0 | 1.9-3.2 |
| Naiad, Najas spp. | 2.0-4.0 | 1.3-2.6 | 3.0-5.0 | 1.9-3.2 |
| Pondweed, Potamogeton spp. | 0.75-3.0 | 0.45-1.9 | 1.5-5.0 | 1.0-3.2 |
| Including: | | | | |
| American, P. nodosus | 2.0-3.0 | 1.3-1.9 | 3.0-5.0 | 1.9-3.2 |
| Largeleaf (Bass Weed), P. amplifolius | 2.0-3.0 | 1.3-1.9 | 3.0-5.0 | 1.9-3.2 |
| Curlyleaf, P. crispus | 0.75-1.5 | 0.45-1.0 | 1.5-5.0 | 1.0-3.2 |
| Flatstem, P. zosteriformis | 2.0-3.0 | 1.3-1.9 | 3.0-5.0 | 1.9-3.2 |
| Floating-leaf, P. natans | 1.0-2.0 | 0.6-1.3 | 2.0-5.0 | 1.3-3.2 |
| Illinois, P. Illinoisensis | 1.5-2.5 | 1.0-1.6 | 2.5-5.0 | 1.6-3.2 |
| Narrowleaf, P. pusillus | 1.0-2.0 | 0.6-1.3 | 2.0-5.0 | 1.3-3.2 |
| Threadleaf, P. filiformis | 2.0-3.0 | 1.3-1.9 | 3.0-5.0 | 1.9-3.2 |
| Variable Leaf, P. diversifolius | 1.0-2.0 | 0.6-1.3 | 2.0-5.0 | 1.3-3.2 |
| Parrotfeather, Myriophyllum aquaticum | 2.0-3.0 | 1.3-1.9 | 3.0-5.0 | 1.9-3.2 |
| Water Stargrass, Heteranthera spp. | 2.0-3.0 | 1.3-1.9 | 3.0-5.0 | 1.9-3.2 |

* Suppression only

The following charts indicate the quantity of Aquathol K to be applied.

Gallons of Aquathol K to Treat One Acre-Foot of Water

| | Rate (ppm) | | | | | | |
|------------|---------------|-----|-----|-----|-----|-----|-----|
| | 0.75 | 1.0 | 1.5 | 2.0 | 3.0 | 4.0 | 5.0 |
| 1 acre ft. | gallons/A-ft. | | | | | | |
| | 0.45 | 0.6 | 1.0 | 1.3 | 1.9 | 2.6 | 3.2 |

Fluid Ounces of Aquathol K to Treat 1,000 Square-Feet per Foot of Depth

| | Rate (ppm) | | | | | | |
|------------------------|--------------------------------|-----|-----|-----|-----|-----|-----|
| | 0.75 | 1.0 | 1.5 | 2.0 | 3.0 | 4.0 | 5.0 |
| 1,000 ft. ² | fl. oz./1,000 ft. ² | | | | | | |
| | 1.4 | 1.9 | 2.8 | 3.8 | 5.7 | 7.6 | 9.4 |

**FLOWING WATER TREATMENTS (WITH THE EXCEPTION OF IRRIGATION CANALS):
DRIP OR METERING SYSTEM APPLICATIONS**

For aquatic plant control in flowing water, Aquathol K recommended use rates can be found in the following chart. Apply Aquathol K in a manner to achieve the desired rate and adequate mixing so product is distributed throughout the entire water column. Adequate concentration (rate) and exposure time (length of treatment) will impact Aquathol K efficacy on the target plant species. Although Aquathol K is a contact herbicide adequate exposure time is critical. The rates and the length of treatment are guidelines to control the target species. The following rate chart has been developed based on Concentration Exposure Time (CET) data for Aquathol K. The CET concept allows rates and the length of exposure to be adjusted for different treatment scenarios.

AQUATHOL K APPLICATION RATES FOR FLOWING WATER TREATMENTS

| Plant Species | Length of Treatment (hours) | | | | | | | |
|--|-----------------------------|---------|---------|---------|---------|----------|----------|---------|
| | 6 | 8 | 12 | 18 | 24 | 36 | 48 | 72 |
| | Rate (ppm) | | | | | | | |
| Pondweeds (Potamogeton spp.) Sago Pondweed (Stuckenia pectinata) | 4.0-5.0 | 3.0-4.0 | 2.0-3.0 | 1.5-2.5 | 1.0-2.0 | 0.75-1.5 | 0.5-1.0 | 0.5 |
| Milfoil (Myriophyllum spp.) Parrotfeather (Myriophyllum aquaticum) Coontail (Ceratophyllum spp.) Horned pondweed (Zannichellia spp.) Hydrilla (Hydrilla verticillata) Naiad (Najas spp.) Water Stargrass (Heteranthera spp.) | 5.0 | 4.0-5.0 | 3.0-4.0 | 2.0-3.0 | 1.5-2.5 | 1.0-2.0 | 0.75-1.5 | 0.5-1.0 |

NOTE: Hygrophila (Hygrophila polysperma) may be suppressed at the higher application rates listed in this table.

Restrictions: Do not apply more than 30 ppm per growing season, not to exceed 5 ppm per application. Do not apply more than a total of 5 ppm within a 7-day interval.

Note: There is no Pre-harvest Interval (PHI) for crops irrigated with treated water.

To calculate the amount of Aquathol K required for a particular treatment use the following formula:

[Cubic Feet per Second (CFS) X Length of Treatment (hrs.) X Rate (ppm)] x 0.052947 = Gallons of Aquathol K Needed for Treatment

To calculate the amount of Aquathol K to be applied per hour use the following formula:

Gallons of Aquathol K per Hour = Total Gallons of Aquathol K / Length of Treatment (hrs.)

STORAGE AND DISPOSAL

Do not contaminate water, food, or feed by storage and disposal.

Pesticide Storage: Store in the original container. Do not store in a manner where cross-contamination with other pesticides, fertilizers, food or feed could occur. Storage at temperatures below 32°F may result in the product freezing or crystallizing. Should this occur the product must be warmed to 50°F or higher and thoroughly agitated. In the event of a spill during handling or storage, absorb with sand or other inert material and dispose of absorbent in accordance with the Pesticide Disposal instructions listed below.

Pesticide Disposal: Pesticide wastes are acutely hazardous. Improper disposal of excess pesticide, spray mixture, or rinsate is a violation of Federal law. If these wastes cannot be disposed of by use according to label instructions, contact your State Pesticide or Environmental Control Agency, or the Hazardous Waste representative at the nearest EPA Regional Office for guidance.

Container Handling:

(for Nonrefillable containers)

Nonrefillable container. Do not reuse or refill this container. Triple rinse or pressure rinse container (or equivalent) promptly after emptying.

For containers 5 gallons or less:

Triple rinse as follows: Empty the remaining contents into application equipment or a mix tank and drain for 10 seconds after the flow begins to drip. Fill the container 1/4 full with water and recap. Shake for 10 seconds. Pour rinsate into application equipment or a mix tank or store rinsate for later use or disposal. Drain for 10 seconds after the flow begins to drip. Repeat this procedure two more times.

Or

Pressure rinse as follows: Empty the remaining contents into application equipment or a mix tank and continue to drain for 10 seconds after the flow begins to drip. Hold container upside down over application equipment or mix tank or collect rinsate for later use or disposal. Insert pressure rinsing nozzle in the side of the container, and rinse at about 40 PSI for at least 30 seconds. Drain for 10 seconds after the flow begins to drip.

For containers more than 5 gallons:

Triple rinse as follows: Empty the remaining contents into application equipment or a mix tank. Fill the container 1/4 full with water. Replace and tighten closures. Tip container on its side and roll it back and forth, ensuring at least one complete revolution, for 30 seconds. Stand container on its end and tip it back and forth several times. Turn the container over onto its other end and tip it back and forth several times. Empty the rinsate into application equipment or a mix tank or store rinsate for later use or disposal. Repeat this procedure two more times.

Or

Pressure rinse as follows: Empty the remaining contents into application equipment or a mix tank. Insert pressure rinsing nozzle in the side of the container, and rinse at about 40 PSI for at least 30 seconds. Pour or pump rinsate into application equipment or rinsate collection system. Drain for 10 seconds after the flow begins to drip.

Then offer for recycling if available or puncture and dispose of in a sanitary landfill, or by incineration, or, if allowed by state and local authorities, by burning. If burned, stay out of smoke.

(for Refillable containers)

Refillable container. Refill this container with pesticide only. Do not use this container for any other purpose. Cleaning the container before final disposal is the responsibility of the person disposing of the container. Cleaning before refilling is the responsibility of the refiller. To clean the container before final disposal empty the remaining contents from this container into application equipment or mix tank. Fill the container about 10 percent full with water. Agitate vigorously or recirculate water with the pump for 2 minutes. Pour or pump rinsate into application equipment or rinsate collection system. Repeat this rinsing procedure two more times. Then offer for recycling if available or reconditioning if appropriate or puncture and dispose of in a sanitary landfill, or by other procedures approved by state and local authorities.

EMERGENCY TELEPHONE NUMBERS

CHEMTREC: (800) 424-9300

MEDICAL: (866) 673-6671 Rocky Mountain Poison Control Center

**IMPORTANT INFORMATION
READ BEFORE USING PRODUCT**

CONDITIONS OF SALE AND LIMITATION OF WARRANTY AND LIABILITY

NOTICE: Read the entire Directions for Use and Conditions of Sale and Limitation of Warranty and Liability before buying or using this product. If the terms are not acceptable, return the product at once, unopened, and the purchase price will be refunded.

The Directions for Use of this product reflect the opinion of experts based on field use and tests, and must be followed carefully. It is impossible to eliminate all risks associated with the use of this product. Crop injury, ineffectiveness or other unintended consequences may result because of such factors as manner of use or application, weather or crop conditions, presence of other materials or other influencing factors in the use of the product, which are beyond the control of United Phosphorus, Inc. or Seller. Handling, storage, and use of the product by Buyer or User are beyond the control of United Phosphorus, Inc. and Seller. All such risks shall be assumed by Buyer and User, and Buyer and User agree to hold United Phosphorus, Inc. and Seller harmless for any claims relating to such factors.

TO THE EXTENT CONSISTENT WITH APPLICABLE LAW, UNITED PHOSPHORUS, INC. AND SELLER MAKE NO WARRANTIES OF MERCHANTABILITY OR OF FITNESS FOR A PARTICULAR PURPOSE NOR ANY OTHER EXPRESS OR IMPLIED WARRANTY EXCEPT AS STATED ON THIS LABEL.

To the extent consistent with applicable law, United Phosphorus, Inc. or Seller shall not be liable for any incidental, consequential or special damages resulting from the use or handling of this product and **THE EXCLUSIVE REMEDY OF THE USER OR BUYER, AND THE EXCLUSIVE LIABILITY OF UNITED PHOSPHORUS, INC. AND SELLER FOR ANY AND ALL CLAIMS, LOSSES, INJURIES OR DAMAGES (INCLUDING CLAIMS BASED ON BREACH OF WARRANTY, CONTRACT, NEGLIGENCE, TORT, STRICT LIABILITY OR OTHERWISE) RESULTING FROM THE USE OR HANDLING OF THIS PRODUCT, SHALL BE THE RETURN OF THE PURCHASE PRICE OF THE PRODUCT OR, AT THE ELECTION OF UNITED PHOSPHORUS, INC. OR SELLER, THE REPLACEMENT OF THE PRODUCT.**

United Phosphorus, Inc. and Seller offer this product, and Buyer and User accept it, subject to the foregoing conditions of sale and limitations of warranty and of liability, which may not be modified except by written agreement signed by the duly authorized representative of United Phosphorus, Inc.

Aquathol is a registered trademark of United Phosphorus, Inc.

© 2011 United Phosphorus, Inc. All rights reserved.

Rev. 9/15/11

70506-176(092211-4047)

Made in U.S.A.



AQUATHOL[®] SUPER K

GRANULAR AQUATIC HERBICIDE

For aquatic plant control in quiescent, slow moving,
and flowing water aquatic sites.

ACTIVE INGREDIENT:

Dipotassium salt of endothall* 63.0%

OTHER INGREDIENTS: 37.0%

TOTAL. 100.0%

*7-oxabicyclo [2.2.1]heptane-2,3-dicarboxylic acid equivalent 44.7%

KEEP OUT OF REACH OF CHILDREN

DANGER PELIGRO

Si usted no entiende la etiqueta, busque a alguien para que se la explique a usted en detalle. (If you do not understand the label, find someone to explain it to you in detail.)

FIRST AID

IF IN EYES:

- Hold eye open and rinse slowly and gently with water for 15-20 minutes.
- Remove contact lenses, if present, after the first 5 minutes, then continue rinsing.
- Call a poison control center or doctor for treatment advice.

IF SWALLOWED:

- Call a poison control center or doctor immediately for treatment advice.
- Have person sip a glass of water if able to swallow.
- Do not induce vomiting unless told by a poison control center or doctor.
- Do not give anything by mouth to an unconscious person.

IF ON SKIN OR CLOTHING:

- Take off contaminated clothing.
- Rinse skin immediately with plenty of water for 15-20 minutes.
- Call a poison control center or doctor for treatment advice.

HOT LINE NUMBER: Have the product container or label with you when calling a poison control center or doctor, or going for treatment. You may also contact 866-673-6671 (Rocky Mountain Poison Control Center) for emergency medical treatment information.

NOTE TO PHYSICIAN: Probable mucosal damage may contraindicate the use of gastric lavage.

EPA Registration No. 70506-191

Batch/Lot No. _____

Net Weight: _____



United Phosphorus, Inc.

630 Freedom Business Center, Suite 402

King of Prussia, PA 19406

1-800-438-6071

PRODUCT INFORMATION

Aquathol Super K is a granular aquatic herbicide which is effective against a broad range of aquatic plants. Dosage rates indicated for the application of Aquathol Super K are measured in parts per million (ppm) of dipotassium endothall.

PRECAUTIONARY STATEMENTS

HAZARDS TO HUMANS AND DOMESTIC ANIMALS

DANGER

CORROSIVE. CAUSES IRREVERSIBLE EYE DAMAGE. MAY BE FATAL IF SWALLOWED. HARMFUL IF ABSORBED THROUGH THE SKIN. DO NOT GET IN EYES, ON SKIN OR ON CLOTHING.

Personal Protective Equipment (PPE)

Mixers, loaders, applicators and other handlers must wear:

- Long-sleeved shirt and long pants,
- Socks and shoes,
- Chemical resistant gloves,
- Protective eyewear,
- NIOSH-approved half- or full-face respirator with a cartridge or canister approved for dusts and mists or a cartridge with any N, R, P, or HE filter. Note: the quarter-face cupstyle respirator does not meet this requirement.

Exception: During application, the respirator need not be worn, *provided* that the pesticide is applied in a manner (such as direct metering or subsurface applications from the rear of a vessel that is moving into the wind) that the applicator will have no contact with the pesticide.

See Engineering Controls for additional requirements.

User Safety Requirements:

Follow the manufacturers' instructions for cleaning/maintaining PPE. If no such instructions for washables exist, use detergent and hot water. Keep and wash PPE separately from other laundry.

Discard clothing or other absorbent materials that have been drenched or heavily contaminated with this product's concentrate. Do not reuse them.

Engineering Controls:

When handlers use closed systems, enclosed cabs or aircraft in a manner that meets the requirements listed in the Worker Protection Standard (WPS) for agricultural pesticides [40 CFR 170.240(d) (4-6)], the handler PPE requirements may be reduced or modified as specified in the WPS.

Pilots must use an enclosed cockpit that meets the requirements listed in the WPS for agricultural pesticides [40CFR170.240(d)(6)]. Exception: Enclosed cockpit is not required when applications are made from a helicopter utilizing a suspended hopper (minimum distance of 25') with remote actuation of the application equipment such as the helicopter mounted Simplex Spreader.

User Safety Recommendations:

Users should:

- Wash hands before eating, drinking, chewing gum, using tobacco or using the toilet.
- Remove clothing/PPE immediately if pesticide gets inside. Then wash thoroughly and put on clean clothing.
- Remove PPE immediately after handling this product. Wash the outside of gloves before removing. As soon as possible, wash thoroughly and change into clean clothing.

ENVIRONMENTAL HAZARDS

Do not contaminate water by cleaning of equipment or disposal of equipment washwaters.

This pesticide is toxic to mammals.

Treatment of aquatic plants can result in oxygen loss from decomposition of dead plants. This loss can cause fish suffocation. Water bodies containing very high plant density should be treated in sections to prevent suffocation of fish.

DIRECTIONS FOR USE

It is a violation of Federal law to use this product in a manner inconsistent with its labeling. Do not apply this product in a way that will contact workers or other persons, either directly or through drift.

- For quiescent or slow moving water treatments: Waters treated with Aquathol Super K may be used for swimming, fishing, and irrigating turf, ornamental plants and crops immediately after treatment with the following exceptions: Do not use the Aquathol Super K treated water to irrigate the following for 7 days after the treatment: annual nursery or greenhouse crops including hydroponics and newly seeded or transplanted annual crops, newly seeded or transplanted ornamentals, and newly sodded or seeded turf. Do not use treated water for animal consumption within the following periods:

0.5 ppm dipotassium salt – 7 days after application

4.25 ppm dipotassium salt – 14 days after application

5.0 ppm dipotassium salt – 25 days after application

- For flowing water treatments: Waters treated with Aquathol Super K may be used for swimming, fishing, livestock watering, and irrigating turf, ornamental plants and crops immediately after treatment with the following exceptions: Do not use the Aquathol Super K treated water to irrigate the following: annual nursery or greenhouse crops including hydroponics and newly seeded or transplanted annual crops, newly seeded or transplanted ornamentals, and newly sodded or seeded turf.
- Phytotoxicity is not expected on plants or crops irrigated with Aquathol Super K treated water, however, all species and cultivars (varieties) have not been tested.
- Do not use Aquathol Super K treated water for chemigation as interactions between Aquathol Super K and other pesticides and fertilizers are not known.
- Avoid contact with desirable plants or crops as injury may result.
- Do not use Aquathol Super K in brackish or saltwater.
- Avoid contact of granules directly or by drift with non-target plants or crops as injury may result.

HOW TO APPLY:

Aquathol Super K is a contact herbicide; consequently, apply when target plants are present. Apply Aquathol Super K as evenly as possible over areas to be treated.

Drinking Water (Potable Water)

Consult with appropriate state or local water authorities before applying this product to public waters. State or local agencies may require permits.

The drinking water (potable water) restrictions on this label are to ensure that consumption of water by the public is allowed only when the concentration of endothall acid in the water is less than the MCL (Maximum Contamination Level) of 0.1 ppm. Applicators should consider the unique characteristics of the treated waters to assure that endothall acid concentrations in potable drinking water do not exceed 0.1 ppm at the time of consumption.

For Lakes, Ponds, and other Quiescent Water Bodies:

- For Aquathol Super K applications, the drinking water setback distance from functioning potable water intakes in the treated water body must be greater than or equal to 600 feet.
- Note: Existing potable water intakes that are no longer in use, such as those replaced by a connection to a municipal water system or a potable water well, are not considered to be functioning potable water intakes.

For Flowing Water Bodies:

- Applicator is responsible to assure that treated water does not enter potable water intakes. For Aquathol Super K applications, potable water intakes must be closed when treated water is present at the intake. In the event the water intake cannot be closed, treatments must only be made downstream from the intake in order to assure Aquathol Super K treated water does not enter the potable water system.

QUIESCENT, SLOW MOVING OR FLOWING WATER TREATMENTS

Aquathol Super K is recommended for the control of the aquatic plants listed in the chart below at the rates indicated.

Use higher labeled rates of Aquathol Super K when making treatments to small areas with an increased potential for rapid dilution or when treating narrow areas such as for boat lanes or shoreline treatments where dilution may reduce the exposure of plants to the herbicide.

Use lower labeled rates of Aquathol Super K for large contiguous treatment blocks or in protected areas such as coves where reduced water movement will not result in rapid dilution of Aquathol Super K from the target treatment area or when treating entire lakes or ponds.

PLANTS CONTROLLED AND AQUATHOL SUPER K DOSAGE RATE CHART

| Aquatic Plant | APPLICATION RATE | | | |
|---|--|------------------------------------|-------------------------------|------------------------------------|
| | Entire Pond/Lake or Large Area Treatment | | Spot or Lake Margin Treatment | |
| | ppm Dipotassium Endothall | lbs. Aquathol Super K per Acre Ft. | ppm Dipotassium Endothall | lbs. Aquathol Super K per Acre Ft. |
| Bur Reed, Sparganium spp. | 3.0-4.0 | 13.2-17.6 | 4.0-5.0 | 17.6-22.0 |
| Coontail, Ceratophyllum spp. | 2.0-3.0 | 8.8-13.2 | 3.0-5.0 | 13.2-22.0 |
| Horned Pondweed, Zannichellia palustris | 2.0-3.0 | 8.8-13.2 | 3.0-5.0 | 13.2-22.0 |
| Sago Pondweed, Stuckenia pectinata | 1.0-2.0 | 4.4-8.8 | 2.0-5.0 | 8.8-22.0 |
| Hydrilla, Hydrilla verticillata | 1.0-4.0 | 4.4-17.6 | 3.0-5.0 | 13.2-22.0 |
| Hygrophila*, Hygrophila polysperma | 4.0-5.0 | 17.6-22.0 | 5.0 | 22.0 |
| Milfoil, Myriophyllum spp. | 2.0-3.0 | 8.8-13.2 | 3.0-5.0 | 13.2-22.0 |
| Naiad, Najas spp. | 2.0-4.0 | 8.8-17.6 | 3.0-5.0 | 13.2-22.0 |
| Pondweed, Potamogeton spp. | 0.75-3.0 | 3.3-13.2 | 1.5-5.0 | 6.6-22.0 |
| Including: | | | | |
| American, P. nodosus | 2.0-3.0 | 8.8-13.2 | 3.0-5.0 | 13.2-22.0 |
| Largeleaf (Bass Weed), P. amplifolius | 2.0-3.0 | 8.8-13.2 | 3.0-5.0 | 13.2-22.0 |
| Curlyleaf, P. crispus | 0.75-1.5 | 3.3-6.6 | 1.5-5.0 | 6.6-22.0 |
| Flatstem, P. zosteriformis | 2.0-3.0 | 8.8-13.2 | 3.0-5.0 | 13.2-22.0 |
| Floating-leaf, P. natans | 1.0-2.0 | 4.4-8.8 | 2.0-5.0 | 8.8-22.0 |
| Illinois, P. Illinoisensis | 1.5-2.5 | 6.6-11.0 | 2.5-5.0 | 11.0-22.0 |
| Narrowleaf, P. pusillus | 1.0-2.0 | 4.4-8.8 | 2.0-5.0 | 8.8-22.0 |
| Threadleaf, P. filiformis | 2.0-3.0 | 8.8-13.2 | 3.0-5.0 | 13.2-22.0 |
| Variable Leaf, P. diversifolius | 1.0-2.0 | 4.4-8.8 | 2.0-5.0 | 8.8-22.0 |
| Parrotfeather, Myriophyllum aquaticum | 2.0-3.0 | 8.8-13.2 | 3.0-5.0 | 13.2-22.0 |
| Water Stargrass, Heteranthera spp. | 2.0-3.0 | 8.8-13.2 | 3.0-5.0 | 13.2-22.0 |

* Suppression only

The following charts indicate the quantity of Aquathol Super K to be applied.

Pounds of Aquathol Super K to Treat One Acre-Foot of Water

| | Rate (ppm) | | | | | | |
|------------|------------|-----|-----|-----|------|------|-----|
| | 0.75 | 1.0 | 1.5 | 2.0 | 3.0 | 4.0 | 5.0 |
| 1 acre ft. | lbs./A-ft. | | | | | | |
| | 3.3 | 4.4 | 6.6 | 8.8 | 13.2 | 17.6 | 22 |

Ounces of Aquathol Super K to Treat 1,000 Square-Feet per Foot of Depth

| | Rate (ppm) | | | | | | |
|------------------------|----------------------------|-----|-----|-----|-----|-----|-----|
| | 0.75 | 1.0 | 1.5 | 2.0 | 3.0 | 4.0 | 5.0 |
| 1,000 ft. ² | oz./1,000 ft. ² | | | | | | |
| | 1.2 | 1.6 | 2.4 | 3.2 | 4.8 | 6.4 | 8.0 |

STORAGE AND DISPOSAL

Do not contaminate water, food, or feed by storage and disposal.

Pesticide Storage: Store in the original container. Do not store in a manner where cross-contamination with other pesticides, fertilizers, food or feed could occur. If spilled during storage or handling sweep up spillage and dispose of in accordance with the Pesticide Disposal instructions listed below.

Pesticide Disposal: Pesticide wastes are acutely hazardous. Improper disposal of excess pesticide or rinsate is a violation of Federal law. If these wastes cannot be disposed of by use according to label instructions, contact your State Pesticide or Environmental Control Agency, or the Hazardous Waste representative at the nearest EPA Regional Office for guidance.

Container Handling: Nonrefillable container. Do not reuse or refill this container. Clean container promptly after emptying.

(if plastic pail) Triple rinse (or equivalent). Then offer for recycling if available or puncture and dispose of in a sanitary landfill, or by incineration, or, if allowed by state and local authorities, by burning. If burned, stay out of smoke.

(if plastic bag) Completely empty bag into application equipment. Then offer for recycling if available or dispose of empty bag in a sanitary landfill or by incineration, or, if allowed by state and local authorities, by burning. If burned, stay out of smoke.

EMERGENCY TELEPHONE NUMBERS:

CHEMTREC: (800) 424-9300

MEDICAL: (866) 673-6671

Rocky Mountain Poison Control Center

IMPORTANT INFORMATION READ BEFORE USING PRODUCT

CONDITIONS OF SALE AND LIMITATION OF WARRANTY AND LIABILITY

NOTICE: Read the entire Directions for Use and Conditions of Sale and Limitation of Warranty and Liability before buying or using this product. If the terms are not acceptable, return the product at once, unopened, and the purchase price will be refunded.

The Directions for Use of this product reflect the opinion of experts based on field use and tests, and must be followed carefully. It is impossible to eliminate all risks associated with the use of this product. Crop injury, ineffectiveness or other unintended consequences may result because of such factors as manner of use or application, weather or crop conditions, presence of other materials or other influencing factors in the use of the product, which are beyond the control of United Phosphorus, Inc. or Seller. Handling, storage, and use of the product by Buyer or User are beyond the control of United Phosphorus, Inc. and Seller. All such risks shall be assumed by Buyer and User, and Buyer and User agree to hold United Phosphorus, Inc. and Seller harmless for any claims relating to such factors.

TO THE EXTENT CONSISTENT WITH APPLICABLE LAW, UNITED PHOSPHORUS, INC. AND SELLER MAKE NO WARRANTIES OF MERCHANTABILITY OR OF FITNESS FOR A PARTICULAR PURPOSE NOR ANY OTHER EXPRESS OR IMPLIED WARRANTY EXCEPT AS STATED ON THIS LABEL.

To the extent consistent with applicable law, United Phosphorus, Inc. or Seller shall not be liable for any incidental, consequential or special damages resulting from the use or handling of this product and **THE EXCLUSIVE REMEDY OF THE USER OR BUYER, AND THE EXCLUSIVE LIABILITY OF UNITED PHOSPHORUS, INC. AND SELLER FOR ANY AND ALL CLAIMS, LOSSES, INJURIES OR DAMAGES (INCLUDING CLAIMS BASED ON BREACH OF WARRANTY, CONTRACT, NEGLIGENCE, TORT, STRICT LIABILITY OR OTHERWISE) RESULTING FROM THE USE OR HANDLING OF THIS PRODUCT, SHALL BE THE RETURN OF THE PURCHASE PRICE OF THE PRODUCT OR, AT THE ELECTION OF UNITED PHOSPHORUS, INC. OR SELLER, THE REPLACEMENT OF THE PRODUCT.**

United Phosphorus, Inc. and Seller offer this product, and Buyer and User accept it, subject to the foregoing conditions of sale and limitations of warranty and of liability, which may not be modified except by written agreement signed by the duly authorized representative of United Phosphorus, Inc.

Aquathol is a registered trademark of United Phosphorus, Inc.

© 2011 United Phosphorus, Inc. All rights reserved.

Made in U.S.A.

Rev. 9/15/11

70506-191(091911-4048)

PULL HERE TO OPEN ►



Reward[®]

Landscape and aquatic herbicide

syngenta[®]

Herbicide

TO PREVENT ACCIDENTAL POISONING, NEVER PUT INTO FOOD, DRINK, OR OTHER CONTAINERS, AND USE STRICTLY IN ACCORDANCE WITH ENTIRE LABEL.

DO NOT USE THIS PRODUCT FOR REFORMULATION.

Active Ingredient:

| | |
|--|-------|
| Diquat dibromide [6,7-dihydrodipyrido (1,2-a:2',1'-c) pyrazinediium dibromide] | 37.3% |
|--|-------|

| | |
|---------------------------|-------|
| <i>Other Ingredients:</i> | 62.7% |
|---------------------------|-------|

| | |
|---------------|--------|
| <i>Total:</i> | 100.0% |
|---------------|--------|

Contains 2 lbs. diquat cation per gal. (3.73 lbs. diquat dibromide per gal.)

KEEP OUT OF REACH OF CHILDREN.

CAUTION

See additional precautionary statements on label.

EPA Reg. No. 100-1091 EPA Est. 100-LA-001

Product of United Kingdom

Formulated in the USA

SCP 1091A-L2G 1009

4034800

2.5 gallons

Net Contents

TM

| FIRST AID | |
|---|--|
| If inhaled | <ul style="list-style-type: none"> • Move person to fresh air. • If person is not breathing, call 911 or an ambulance, then give artificial respiration, preferably mouth-to-mouth, if possible. • Call a poison control center or doctor for further treatment advice. |
| If swallowed | <ul style="list-style-type: none"> • Call a poison control center or doctor immediately for treatment advice. • Have person sip a glass of water if able to swallow. • Do not induce vomiting unless told to do so by the poison control center or doctor. • Do not give anything by mouth to an unconscious person. |
| If in eyes | <ul style="list-style-type: none"> • Hold eye open and rinse slowly and gently with water for 15-20 minutes. • Remove contact lenses, if present, after the first 5 minutes, then continue rinsing eye. • Call a poison control center or doctor for treatment advice. |
| If on skin or clothing | <ul style="list-style-type: none"> • Take off contaminated clothing. • Rinse skin immediately with plenty of water for 15-20 minutes. • Call a poison control center or doctor for treatment advice. |
| NOTE TO PHYSICIANS | |
| <p>To be effective, treatment for diquat poisoning must begin IMMEDIATELY. Treatment consists of binding diquat in the gut with suspensions of activated charcoal or bentonite clay, administration of cathartics to enhance elimination, and removal of diquat from the blood by charcoal hemoperfusion or continuous hemodialysis.</p> | |
| <p>Have the product container or label with you when calling a poison control center or doctor, or going for treatment.</p> | |
| HOTLINE NUMBER | |
| <p>For 24-Hour Medical Emergency Assistance (Human or Animal) or Chemical Emergency Assistance (Spill, Leak, Fire, or Accident), Call 1-800-888-8372</p> | |

PRECAUTIONARY STATEMENTS

Hazards to Humans and Domestic Animals

CAUTION

Harmful if inhaled. Harmful if swallowed. Causes moderate eye irritation. Avoid breathing spray mist. Avoid contact with eyes, skin, or clothing.

continued...

PRECAUTIONARY STATEMENTS (*continued*)

Personal Protective Equipment (PPE)

Some materials that are chemical-resistant to this product are: barrier laminate, butyl rubber ≥ 14 mils, nitrile rubber ≥ 14 mils. If you want more options, follow the instructions for Category A on an EPA Chemical Resistance Category Selection Chart.

Mixers, Loaders, Applicators and other handlers must wear:

- Coveralls over short-sleeved shirt and short pants or coveralls over long-sleeved shirt and long pants
- Chemical-resistant gloves
- Chemical-resistant footwear plus socks
- Protective eyewear
- Chemical-resistant headgear for overhead exposure
- Chemical-resistant apron when cleaning equipment, mixing, or loading
- Face shield when mixing or loading

Exception: After this product has been diluted to 0.50% Reward or less in water (i.e., the labeled rate for some spot applications), applicators for AQUATIC SURFACE APPLICATIONS must, at a minimum, wear (Note - Mixers and Loaders for this application method must still wear the personal protective equipment (PPE) as described in the above section):

- Long-sleeved shirt and long pants
- Shoes plus socks
- Waterproof gloves
- Protective eyewear

Exception: At a minimum, applicators for AQUATIC SUBSURFACE APPLICATIONS must wear (Note - Mixers and Loaders for this application method must still wear the personal protective equipment (PPE) as described in the above section):

- Short-sleeved shirt and short pants
- Waterproof gloves
- Chemical-resistant footwear plus socks

Discard clothing and other absorbent materials that have been drenched or heavily contaminated with this product's concentrate. Do not reuse them. Follow manufacturer's instructions for cleaning/maintaining PPE. If no such instructions for washables exist, use detergent and hot water. Keep and wash PPE separately from other laundry.

Engineering Control Statements

Mixers and loaders supporting aerial applications are required to use closed systems that provide dermal protection. The closed system must be used in a manner that meets the requirements listed in the Worker Protection Standard (WPS) for agricultural pesticides [40 CFR 170.240(d)(4)]. When using the closed system, mixers and loaders' PPE requirements may be reduced or modified as specified in the WPS.

When handlers use closed systems, enclosed cabs, or aircraft in a manner that meets the requirements listed in the Worker Protection Standard (WPS) for agricultural pesticides [40 CFR 170.240(d) (4-6)], the handler PPE requirements may be reduced or modified as specified in the WPS.

User Safety Recommendations

Users should:

- Wash hands before eating, drinking, chewing gum, using tobacco, or using the toilet.
- Remove clothing/PPE immediately if pesticide gets inside. Then wash thoroughly and put on clean clothing. Prolonged contact of the product with the skin may produce burns.
- Remove PPE immediately after handling this product. Wash the outside of gloves before removing. As soon as possible, wash thoroughly and change into clean clothing.

Environmental Hazards

This pesticide is toxic to aquatic invertebrates. **For Terrestrial Uses**, do not apply directly to water, or to areas where surface water is present, or to intertidal areas below the mean high water mark. Do not contaminate water when disposing of equipment wash water. **For Aquatic Uses** do not apply directly to water except as specified on this label.

CONDITIONS OF SALE AND LIMITATION OF WARRANTY AND LIABILITY

NOTICE: Read the entire Directions for Use and Conditions of Sale and Limitation of Warranty and Liability before buying or using this product. If the terms are not acceptable, return the product at once, unopened, and the purchase price will be refunded.

The Directions for Use of this product must be followed carefully. It is impossible to eliminate all risks inherently associated with the use of this product. Crop injury, ineffectiveness or other unintended consequences may result because of such factors as manner of use or application, weather or crop conditions, presence of other materials or other influencing factors in the use of the product, which are beyond the control of SYNGENTA CROP PROTECTION, LLC or Seller. To the extent permitted by applicable law, Buyer and User agree to hold SYNGENTA and Seller harmless for any claims relating to such factors.

SYNGENTA warrants that this product conforms to the chemical description on the label and is reasonably fit for the purposes stated in the Directions for Use, subject to the inherent risks referred to above, when used in accordance with directions under normal use conditions. To the extent permitted by applicable law: (1) this warranty does not extend to the use of the product contrary to label instructions or under conditions not reasonably foreseeable to or beyond the control of Seller or SYNGENTA, and, (2) Buyer and User assume the risk of any such use. To the extent permitted by applicable law, SYNGENTA MAKES NO WARRANTIES OF MERCHANTABILITY OR OF FITNESS FOR A PARTICULAR PURPOSE NOR ANY OTHER EXPRESS OR IMPLIED WARRANTY EXCEPT AS WARRANTED BY THIS LABEL.

To the extent permitted by applicable law, in no event shall SYNGENTA be liable for any incidental, consequential or special damages resulting from the use or handling of this product. **TO THE EXTENT PERMITTED BY APPLICABLE LAW, THE EXCLUSIVE REMEDY OF THE USER OR BUYER, AND THE EXCLUSIVE LIABILITY OF SYNGENTA AND SELLER FOR ANY AND ALL CLAIMS, LOSSES, INJURIES OR DAMAGES (INCLUDING CLAIMS BASED ON BREACH OF WARRANTY, CONTRACT, NEGLIGENCE, TORT, STRICT LIABILITY OR OTHERWISE) RESULTING FROM THE USE OR HANDLING OF THIS PRODUCT, SHALL BE THE RETURN OF THE PURCHASE PRICE OF THE PRODUCT OR, AT THE ELECTION OF SYNGENTA OR SELLER, THE REPLACEMENT OF THE PRODUCT.**

SYNGENTA and Seller offer this product, and Buyer and User accept it, subject to the foregoing Conditions of Sale and Limitation of Warranty and Liability, which may not be modified except by written agreement signed by a duly authorized representative of SYNGENTA.

DIRECTIONS FOR USE

It is a violation of federal law to use this product in a manner inconsistent with its labeling.

READ ENTIRE LABEL. USE STRICTLY IN ACCORDANCE WITH PRECAUTIONARY STATEMENTS AND DIRECTIONS, AND WITH APPLICABLE STATE AND FEDERAL REGULATIONS.

Do not apply this product through any type of irrigation system.

Do not apply this product in a way that will contact workers or other persons, either directly or through drift. Only protected handlers may be in the area during application. For any requirements specific to your State or Tribe, consult the agency responsible for pesticide regulation.

AGRICULTURAL USE REQUIREMENTS

Use this product only in accordance with its labeling and with the Worker Protection Standard, 40 CFR part 170. This Standard contains requirements for the protection of agricultural workers on farms, forests, nurseries, and greenhouses, and handlers of agricultural pesticides. It contains requirements for training, decontamination, notification, and emergency assistance. It also contains specific instructions and exceptions pertaining to the statements on this label about personal protective equipment (PPE), and restricted-entry interval. The requirements in this box only apply to uses of this product that are covered by the Worker Protection Standard.

Do not enter or allow worker entry into treated areas during the restricted-entry interval (REI) of 24 hours.

PPE required for early entry to treated areas that is permitted under the Worker Protection Standard and that involves contact with anything that has been treated, such as plants, soil, or water is:

- Coveralls over short-sleeved shirt and short pants, or coveralls over long-sleeved shirt and long pants
- Chemical-resistant gloves made of any waterproof material
- Chemical-resistant footwear plus socks
- Protective eyewear
- Chemical-resistant headgear for overhead exposure

NON-AGRICULTURAL USE REQUIREMENTS

The requirements in this box apply to uses of this product that are NOT within the scope of the Worker Protection Standard for agricultural pesticides (40 CFR part 170). The WPS applies when this product is used to produce agricultural plants on farms, forests, nurseries, or greenhouses.

Keep all unprotected persons out of operating areas or vicinity where there may be drift.

For terrestrial uses, do not enter or allow entry of maintenance workers into treated areas, or allow contact with treated vegetation wet with spray, dew, or rain, without appropriate protective clothing until spray has dried.

For aquatic uses, do not enter treated areas while treatments are in progress.

SPECIFIC USE DIRECTIONS

Reward Landscape and Aquatic Herbicide is a nonvolatile herbicidal chemical for use as a general herbicide to control weeds in commercial greenhouses and nurseries; ornamental seed crops (flowers, bulbs, etc. – except in the state of California); landscape, industrial, recreational, commercial, residential, and public areas; turf renovation (all turf areas except commercial sod farms); dormant established turfgrass (bermudagrass, zoysiagrass – nonfood or feed crop); and aquatic areas. Absorption and herbicidal action is usually quite rapid with effects visible in a few days. Reward Landscape and Aquatic Herbicide controls weeds by interfering with photosynthesis within green plant tissue. Weed plants should be succulent and actively growing for best results. Rinse all spray equipment thoroughly with water after use. Avoid spray drift to crops, ornamentals, and other desirable plants during application, as injury may result. Application to muddy water may result in reduced control. Minimize creating muddy water during application. Use of dirty or muddy water for Reward Landscape and Aquatic Herbicide dilution may result in reduced herbicidal activity. Avoid applying under conditions of high wind, water flow, or wave action.

SPRAY DRIFT MANAGEMENT

Avoiding spray drift at the application site is the responsibility of the applicator and the grower. The interaction of many equipment- and weather-related factors determine the potential for spray drift. The applicator and the grower are responsible for considering all these factors when making decisions.

The following drift management requirements must be followed to avoid off-target movement from aerial applications to agricultural field crops. These requirements do not apply to forestry applications, public health uses, or to applications using dry formulations.

- The distance of the outermost nozzles on the boom must not exceed $\frac{3}{4}$ the length of the wing-span or rotor.
- Nozzles must always point backward parallel with the air stream and never be pointed downward more than 45 degrees.

Where states have more stringent regulations, they should be observed.

Droplet Size

The most effective way to reduce drift potential is to apply large droplets. The best drift management strategy is to apply the largest droplets that provide sufficient coverage and control. Applying larger droplets reduces drift potential, but will not prevent drift if applications are made improperly, or under unfavorable environmental conditions (See **Wind, Temperature and Humidity, and Temperature Inversions**).

Controlling Droplet Size

- **Volume** – Use high flow rate nozzles to apply the highest practical spray volume. Nozzles with higher rated flows produce larger droplets.
- **Pressure** – Do not exceed the nozzle manufacturer's recommended pressures. For many nozzle types, lower pressure produces larger droplets. When higher flow rates are needed, use higher flow rate nozzles instead of increasing pressure.
- **Number of Nozzles** – Use the minimum number of nozzles that provide uniform coverage.
- **Nozzle Orientation** – Orienting nozzles so that the spray is released parallel to the airstream produces larger droplets than other orientations and is the recommended practice. Significant deflection from horizontal will reduce droplet size and increase drift potential.
- **Nozzle Type** – Use a nozzle type that is designed for the intended application. With most nozzle types, narrower spray angles produce larger droplets. Consider using low-drift nozzles. Solid stream nozzles oriented straight back produce the largest droplets and the lowest drift.

Boom Length

For some use patterns, reducing the effective boom length to less than $\frac{3}{4}$ of the wingspan or rotor length may further reduce drift without reducing swath width.

Application Height

Applications should not be made at a height greater than 10 ft. above the top of the target plants, unless a greater height is required for aircraft safety. Making applications at the lowest height that is safe reduces exposure of droplets to evaporation and wind.

Swath Adjustment

When applications are made with a crosswind, the swath will be displaced downwind. Therefore, on the up and downwind edges of the field, the applicator must compensate for this displacement by adjusting the path of the aircraft upwind. Swath adjustment distance should increase with increasing drift potential (higher wind, smaller drops, etc.).

Wind

Drift potential is lowest between wind speeds of 2-10 mph. However, many factors, including droplet size and equipment type, determine drift potential at any given speed. Application should be avoided below 2 mph due to variable wind direction and high inversion potential. **Note:** Local terrain can influence wind patterns. Every applicator should be familiar with local wind patterns and how they affect spray drift.

Temperature and Humidity

When making applications in low relative humidity, set up equipment to produce larger droplets to compensate for evaporation. Droplet evaporation is most severe when conditions are both hot and dry.

Temperature Inversions

Applications should not occur during a temperature inversion because drift potential is high. Temperature inversions restrict vertical air mixing, which causes small suspended droplets to remain in a concentrated cloud. This cloud can move in unpredictable directions due to the light variable winds common during inversions. Temperature inversions are characterized by increasing temperatures with altitude and are common on nights with limited cloud cover and light to no wind. They begin to form as the sun sets and often continue into the morning. Their presence can be indicated by ground fog; however, if fog is not present, inversions can also be identified by the movement of smoke from a ground source or an aircraft smoke generator. Smoke that layers and moves laterally in a concentrated cloud (under low wind conditions) indicates an inversion, while smoke that moves upward and rapidly dissipates indicates good vertical air mixing.

Sensitive Areas

The pesticide should only be applied when the wind is blowing away from adjacent sensitive areas (e.g., residential areas, bodies of water, known habitat for threatened or endangered species, nontarget crops).

COMMERCIAL GREENHOUSES AND NURSERIES

For general weed control in commercial greenhouses (beneath benches), field grown and container stock, and other similar areas, Reward Landscape and Aquatic Herbicide may be applied preplant or postplant preemergence in field grown ornamental nursery plantings or postemergence as a directed spray. Reward Landscape and Aquatic Herbicide may also be applied preemergence in ornamental seed crops (except in the state of California). Avoid contact with desirable foliage as injury may occur. Do not use on food or feed crops.

Spot spray: 1-2 qts. Reward Landscape and Aquatic Herbicide plus the labeled rate of a 75% or greater nonionic surfactant per 100 gals. of water, or 0.75 oz. (22 mls.) Reward Landscape and Aquatic Herbicide plus the labeled rate of a 75% or greater nonionic surfactant per 1 gal. of water.

Broadcast: 1-2 pts. Reward Landscape and Aquatic Herbicide in a minimum of 15 gals. of water per acre. Add the labeled rate of a 75% or greater nonionic surfactant per 100 gals. of spray mixture. Use an adequate spray volume to insure good coverage.

ORNAMENTAL SEED CROPS (FLOWERS, BULBS, ETC.) EXCEPT IN THE STATE OF CALIFORNIA

For preharvest desiccation of ornamental seed crops. NOT FOR FOOD OR FIBER CROPS.

Broadcast (Air or Ground): 1.5-2 pts. Reward Landscape and Aquatic Herbicide plus the labeled rate of a 75% or greater nonionic surfactant per acre in sufficient water (minimum of 5 gals. by air; 15 gals. by ground) for desiccation and weed burndown. Repeat as needed at no less than 5-day intervals up to three applications. Do not use seed, screenings, or waste as feed or for consumption.

DIRECTIONS FOR LANDSCAPE, INDUSTRIAL, RECREATIONAL, COMMERCIAL, RESIDENTIAL, AND PUBLIC AREAS

Reward Landscape and Aquatic Herbicide provides fast control of broadleaf and grassy weeds in industrial, recreational, golf course, commercial, residential, and public areas.

Reward Landscape and Aquatic Herbicide is a nonselective herbicide that rapidly kills undesirable above ground weed growth in 24-36 hours. Avoid application of Reward Landscape and Aquatic Herbicide to desirable plants.

Reward Landscape and Aquatic Herbicide is a contact/desiccant herbicide; it is essential to obtain complete coverage of the target weeds to get good control. Improper application technique and/or application to stressed weeds may result in unacceptable weed control. For best results, apply to actively growing, young weeds.

Difficult weeds (such as perennial or deeply-rooted weeds) can often be controlled by tank mixing Reward Landscape and Aquatic Herbicide with other systemic-type herbicides. Refer to other product labels for specific application directions.

For residual weed control, tank mix Reward Landscape and Aquatic Herbicide with a preemergent herbicide labeled for the intended use site. When mixing Reward Landscape and Aquatic Herbicide with another herbicide, it is recommended to mix just a small amount first to determine if the mixture is physically compatible before proceeding with larger volumes.

Syngenta has not tested all possible tank mixtures with other herbicides for compatibility, efficacy or other adverse effects. Before mixing with other herbicides Syngenta recommends you first consult your state experimental station, state university or extension agent.

Grounds maintenance weed control: Reward Landscape and Aquatic Herbicide can be used as a spot or broadcast spray to control weeds in public, commercial and residential landscapes, including landscape beds, lawns, golf courses and roadsides. Reward Landscape and Aquatic Herbicide can also be used for weed control around the edges and nonflooded portions of ponds, lakes and ditches.

Trim and Edge weed control: Reward Landscape and Aquatic Herbicide can be used to eliminate undesired grass and broadleaf plant growth in a narrow band along driveways, walkways, patios, cart paths, fence lines, and around trees, ornamental gardens, buildings, other structures, and beneath noncommercial greenhouse benches. Vegetation control with Reward Landscape and Aquatic Herbicide is limited to the spray application width. Do not exceed the labeled rate of Reward Landscape and Aquatic Herbicide as excessive rates may result in staining of concrete-based materials.

Reward Landscape and Aquatic Herbicide, since it does not translocate systemically, can be used as an edging or pruning tool when precisely applied to select areas of grass or to undesirable growth on desirable ornamental bedding plants, ground covers, etc.

Industrial weed control: Reward Landscape and Aquatic Herbicide can be used as a spot or broadcast spray either alone or in combination with other herbicides as a fast burndown or control weeds in rights-of-ways, railroad beds/yards, highways, roads, dividers and medians, parking lots, pipelines, pumping stations, public utility lines, transformer stations and substations, electric utilities, storage yards, and other non-crop areas.

Spot spray: Apply either 1-2 qts. of Reward Landscape and Aquatic Herbicide plus the labeled rate of a 75% or greater nonionic surfactant per 100 gals. water, or 0.75 oz. (22 mls.) Reward Landscape and Aquatic Herbicide plus the labeled rate of a 75% or greater nonionic surfactant per 1 gal. of water.

Broadcast: 1-2 pts. Reward Landscape and Aquatic Herbicide per acre in sufficient water to insure good spray coverage. Add the labeled rate of 75% or greater nonionic surfactant per 100 gals. spray mixture. Greater water volumes are necessary if the target plants are tall and/or dense. It is recommended that 60 gals. or greater water volume be used to obtain good coverage of dense weeds.

TURF RENOVATION (ALL TURF AREAS EXCEPT COMMERCIAL SOD FARMS)

To desiccate golf course turf and other turf areas prior to renovation, apply 1-2 pts. of Reward Landscape and Aquatic Herbicide per acre plus the labeled rate of a 75% or greater nonionic surfactant in 20-100 gals. of water (4 teaspoons of Reward Landscape and Aquatic Herbicide plus the labeled rate of a 75% or greater nonionic surfactant per 1 gal. of water) using ground spray equipment. Apply for full coverage and thorough contact with the turfgrass. Apply only when the turf is dry, free from dew and incidental moisture. For enhanced turf desiccation, especially in the case of thick turfgrass, water volumes should approach 100 gals. of water per acre.

For **suppression** of regrowth and quick desiccation of treated turfgrass, Reward Landscape and Aquatic Herbicide may be mixed with other systemic nonselective or systemic postemergence grassy weed herbicides. Refer to other product labels for specific application directions and restrictions.

Avoid spray contact with, or spray drift to, foliage of ornamental plants or food crops.

Do not graze livestock on treated turf or feed treated thatch to livestock.

DORMANT ESTABLISHED TURFGRASS (BERMUDAGRASS, ZOYSIAGRASS), NONFOOD OR FEED CROP

For control of emerged annual broadleaf and grass weeds, including Little Barley*, Annual Bluegrass, Bromes including Rescuegrass, Sixweeks fescue, Henbit, Buttercup, and Carolina Geranium in established dormant bermudagrass lawns, parks, golf courses, etc.

Apply 1-2 pts. Reward Landscape and Aquatic Herbicide per acre in 20-100 gals. of spray mix by ground as a broadcast application. Add the labeled rate of a 75% or greater nonionic surfactant per 100 gals. of spray mixture.

Bermudagrass must be dormant at application. Application to actively growing bermudagrass may cause delay or permanent injury. Users in the extreme Southern areas should be attentive to the extent of dormancy at the time of application.

*For control of Little Barley, apply Reward Landscape and Aquatic Herbicide prior to the mid-boot stage.

AQUATIC USE DIRECTIONS

New York – Not for Sale or Use in New York State without Supplemental Special Local Needs Labeling.

Necessary approval and/or permits must be obtained prior to application if required. Consult the responsible State Agencies (i.e., Fish and Game Agencies, State Water Conservation authorities, or Department of Natural Resources).

Treatment of dense weed areas may result in oxygen loss from decomposition of dead weeds. This loss of oxygen may cause fish suffocation. Therefore, treat only 1/3 to 1/2 of the water body area at one time and wait 14 days between treatments.

For best results on submersed weeds, Reward Landscape and Aquatic Herbicide should be applied to actively growing (photosynthesizing) weeds when water temperatures have reached or exceeded approximately 50°F, typically during the Spring or early Summer.

For application only to **still water** (i.e. ponds, lakes, and drainage ditches) where there is minimal or no outflow to public waters.

and/or

For applications to **public waters** in ponds, lakes, reservoirs, marshes, bayous, drainage ditches, canals, streams, rivers, and other slow-moving or quiescent bodies of water for control of aquatic weeds. For use by:

- Corps of Engineers; or
- Federal or State Public Agencies (i.e., Water Management District personnel, municipal officials); or
- Applicators and/or Licensees (certified for aquatic pest control) that are authorized by the State or Local government.

Treated water may be used according to the following table or until such time as an approved assay (example: PAM II Spectromatic Method) shows that the water does not contain more than the designated maximum contaminant level goal (MCLG) of 0.02 mg/l. (ppm) of diquat dibromide (calculated as the cation).

Water Use Restrictions Following Applications With Reward Landscape And Aquatic Herbicide (Days)

| Application Rate | Drinking | Fishing and Swimming | Livestock/ Domestic Animals Consumption | Spray Tank Applications** and Irrigation to Turf and Landscape Ornamentals | Spray Tank Applications** and Irrigation to Food Crops and Production Ornamentals |
|---|----------|----------------------|---|--|---|
| 2 gals./surface acre | 3 days | 0 | 1 day | 3 days | 5 days |
| 1 gal./surface acre | 2 days | 0 | 1 day | 2 days | 5 days |
| 0.75 gal./surface acre | 2 days | 0 | 1 day | 2 days | 5 days |
| 0.50 gal./surface acre | 1 day | 0 | 1 day | 1 day | 5 days |
| Spot Spray* (<0.5 gal./surface acre) | 1 day | 0 | 1 day | 1 day | 5 days |

*Add a nonionic surfactant (with at least 75% of the constituents active as a spray adjuvant) at the rate recommended by the manufacturer.

**For preparing agricultural sprays for food crops, turf or ornamentals (to prevent phytotoxicity), do not use water treated with Reward Landscape and Aquatic Herbicide before the specified time period.

When the contents of more than one spray tank is necessary to complete a single aquatic application, no water holding restrictions apply between the consecutive spray tanks.

No applications are to be made in areas where commercial processing of fish, resulting in the production of fish protein concentrate or fish meal, is practiced. Before application, coordination and approval of local and/or State authorities must be obtained.

Floating and Marginal Weeds Including:

Water lettuce, *Pistia stratiotes*

Water hyacinth, *Eichhornia crassipes*

Duckweed, *Lemna* spp.

Salvinia spp. (including *S. molesta*)

Pennywort (*Hydrocotyle* spp.)

Frog's Bit¹, *Limnobium spongia*

Cattails, *Typha* spp.

¹Not for use in California

Reward Landscape and Aquatic Herbicide may be applied by backpack, airboat, spray handgun, helicopter, airplane, or similar application equipment that results in thorough spray coverage.

Spot Treatment: Apply Reward Landscape and Aquatic Herbicide at 2 quarts per 100 gallons spray carrier (0.5% solution) with an approved aquatic wetting agent at 0.25-1.0% v/v (1 quart to 1 gallon per 100 gallons water). For cattail control, Reward Landscape and Aquatic Herbicide should be applied prior to flowering at the maximum application rate (8 quarts of Reward Landscape and Aquatic Herbicide/100 gallons spray carrier) plus the wetting agent. Repeat treatments may be necessary for complete control.

Spray to completely wet target weeds but not to runoff. Densely packed weeds or mats may require additional applications due to incomplete spray coverage. Re-treat as needed. For best results, re-treat weed escapes within 2 weeks of the initial treatment.

Broadcast Treatment: Apply Reward Landscape and Aquatic Herbicide at the rate of 0.5-2.0 gallons per surface acre in sufficient carrier along with 16-32 oz./A of an approved wetting agent. Re-treat as necessary for densely populated weed areas. Good coverage is necessary for control of the target weeds.

For duckweed control, apply Reward Landscape and Aquatic Herbicide at 1-2 gallons/A.

Submersed Weeds Including:

- Bladderwort, *Utricularia* spp.
- Hydrilla, *Hydrilla verticillata*
- Watermilfoils (including Eurasian), *Myriophyllum* spp.
- Pondweeds¹, *Potamogeton* spp.
- Coontail, *Ceratophyllum demersum*
- Elodea, *Elodea* spp.
- Brazilian Elodea, *Egeria densa*
- Naiad, *Najas* spp.
- Algae², *Spirogyra* spp. and *Pithophora* spp.

¹Reward Landscape and Aquatic Herbicide controls *Potamogeton* species except Richardson’s pondweed, *P. richardsonii*.

²Suppression only. For control of *Spirogyra* and/or *Pithophora*, use Reward Landscape and Aquatic Herbicide in a tank mix with an approved algaecide.

For severe weed or algae infestations, the use of an approved algaecide either as a pretreatment to the Reward Landscape and Aquatic Herbicide application or in a tank mix, may result in enhanced weed control.

To control submersed weeds, apply Reward Landscape and Aquatic Herbicide in water at 0.5-2.0 gallons per surface acre (per 4 foot water depth). For severe weed infestations, use the 2.0 gallon per surface acre rate. For best results, re-treat as necessary on 14-21 day intervals. The table below shows how many gallons of Reward Landscape and Aquatic Herbicide to apply per surface acre based on water depth.

| | Gallons of Reward Landscape and Aquatic Herbicide per Surface Acre Average Water Depth | | | |
|--------------------|---|-----------|-----------|-----------|
| | 1 Foot | 2 Feet | 3 Feet | 4 Feet |
| 1 gallon/acre rate | 0.25 gal. | 0.50 gal. | 0.75 gal. | 1.0 gal. |
| 2 gallon/acre rate | 0.50 gal. | 1.0 gal. | 1.5 gals. | 2.0 gals. |

Note: For water depths of 2 feet or less including shorelines, do not exceed 1 gallon per surface acre.

Subsurface Applications: Where the submersed weed growth, especially Hydrilla, has reached the water surface, apply either in a water carrier or an invert emulsion through boom trailing hoses carrying nozzle tips to apply the dilute spray below the water surface to insure adequate coverage.

Bottom Placement: Where submersed weeds such as Hydrilla, Bladderwort, or Coontail have reached the water surface and/or where the water is slowly moving through the weed growth, the use of an invert emulsion carrier injecting diluted Reward Landscape and Aquatic Herbicide near the bottom with weighted hoses may improve control. The addition of a copper based algaecide may improve control. If algae are present along with the submersed weeds, a pretreatment with a copper based algaecide may improve overall control.

Surface Application for Submerged Aquatic Weeds: Apply the recommended rate of Reward Landscape and Aquatic Herbicide as a spray in sufficient carrier to fully cover the target area. Applications should be made to ensure complete coverage of the weed areas. In mixed weed populations, use the high rate of application as indicated by weeds present. For dense submersed weeds or water over 2 feet deep, a surface spray is not recommended (Reward Landscape and Aquatic Herbicide should be applied subsurface in these situations.)

If posting is required by your state or tribe – consult the agency responsible for pesticide regulations for specific details.

STORAGE AND DISPOSAL

Do not contaminate water, food, or feed by storage or disposal.

Pesticide Storage

Keep pesticide in original container. Do not put concentrate or dilute into food or drink containers. Do not contaminate feed, foodstuffs, or drinking water. Do not store or transport near feed or food. Store at temperatures above 32°F. For help with any spill, leak, fire, or exposure involving this material, call 1-800-888-8372.

Pesticide Disposal

Open dumping is prohibited. Pesticide wastes are toxic. Improper disposal of excess pesticide, spray mixture, or rinsate is a violation of federal law. If these wastes cannot be disposed of by use according to label instructions, contact your State Pesticide or Environmental Control Agency, or the Hazardous Waste representative at the nearest EPA Regional Office for guidance.

Container Handling [less than 5 gallons]



Non-refillable container. Do not reuse or refill this container. Offer for recycling if available. Triple rinse container (or equivalent) promptly after emptying. Triple rinse as follows: Empty the remaining contents into application equipment or a mix tank and drain for 10 seconds after the flow begins to drip. Fill the container 1/4 full with water and recap. Shake for 10 seconds. Pour rinsate into application equipment or a mix tank or store rinsate for later use and disposal. Drain for 10 seconds after the flow begins to drip. Repeat this procedure two more times. Then offer for recycling if available or puncture and dispose of in a sanitary landfill, or by incineration, or, if allowed by State and local authorities, by burning. If burned, stay out of smoke.

Container Handling [Bulk/Mini-Bulk]

Refillable container. Refill this container with Reward Landscape and Aquatic Herbicide only. Do not reuse this container for any other purpose. Cleaning the container before final disposal is the responsibility of the person disposing of the container. Cleaning before refilling is the responsibility of the person refilling. To clean container before final disposal, empty the remaining contents from this container into application equipment or mix tank. Fill the container about 10 percent full with water. Agitate vigorously or recirculate water with the pump for 2 minutes. Pour or pump rinsate into application equipment or rinsate collection system. Repeat this rinsing procedure two more times. Then offer for recycling if available or puncture and dispose of in a sanitary landfill, or by incineration, or by other procedures allowed by state and local authorities. If the container is damaged, leaking or obsolete, contact Syngenta Crop Protection at 1-800-888-8372.

For minor spills, leaks, etc., follow all precautions indicated on this label and clean up immediately. Take special care to avoid contamination of equipment and facilities during cleanup procedures and disposal of wastes. In the event of a major spill, fire, or other emergency, call 1-800-888-8372, day or night.

CONTAINER IS NOT SAFE FOR FOOD, FEED, OR DRINKING WATER!

Reward®, the ALLIANCE FRAME 
the SYNGENTA Logo and the PURPOSE ICON 
are Trademarks of a Syngenta Group Company.

©2014 Syngenta

For non-emergency (e.g., current product information), call
Syngenta Crop Protection at 1-800-334-9481.

Manufactured for:
Syngenta Crop Protection, LLC
P. O. Box 18300
Greensboro, North Carolina 27419-8300

**SCP 1091A-L2G 1009
4034800**



Landscape and Aquatic Herbicide

TO PREVENT ACCIDENTAL POISONING, NEVER PUT INTO FOOD, DRINK, OR OTHER CONTAINERS, AND USE STRICTLY IN ACCORDANCE WITH ENTIRE LABEL.

DO NOT USE THIS PRODUCT FOR REFORMULATION.

| | |
|--|--------|
| Active Ingredient: | |
| Diquat dibromide [6,7-dihydrodipyrido (1,2-a:2',1'-c) pyrazinediium dibromide] | 37.3% |
| Other Ingredients: | 62.7% |
| Total: | 100.0% |

Contains 2 lbs. diquat cation per gal. (3.73 lbs. diquat dibromide per gal.)

See additional precautionary statements in booklet.

AGRICULTURAL USE REQUIREMENTS

Use this product only in accordance with its labeling and with the Worker Protection Standard, 40 CFR part 170. Refer to supplemental labeling under "Agricultural Use Requirements" in the Directions for Use section for information about this standard.

EPA Reg. No. 100-1091
EPA Est. 100-LA-001

Reward® and the Syngenta logo are trademarks of a Syngenta Group Company.

©2014 Syngenta

Manufactured for:
Syngenta Crop Protection, LLC
P. O. Box 18300
Greensboro, North Carolina 27119-8300

**SCP 1091A-L2G 1009
4034800**

KEEP OUT OF REACH OF CHILDREN. CAUTION

FIRST AID

If inhaled: Move person to fresh air. If person is not breathing, call 911 or an ambulance, then give artificial respiration, preferably mouth-to-mouth, if possible. Call a poison control center or doctor for further treatment advice.

If swallowed: Call poison control center or doctor immediately for treatment advice. Have person sip a glass of water if able to swallow. Do not induce vomiting unless told to do so by the poison control center or doctor. Do not give anything by mouth to an unconscious person.

If in eyes: Hold eye open and rinse slowly and gently with water for 15-20 minutes. Remove contact lenses, if present, after the first 5 minutes, then continue rinsing eye. Call a poison control center or doctor for treatment advice.

If on skin or clothing: Take off contaminated clothing. Rinse skin immediately with plenty of water for 15-20 minutes. Call a poison control center or doctor for treatment advice.

NOTE TO PHYSICIANS: To be effective, treatment for diquat poisoning must begin **IMMEDIATELY**. Treatment consists of binding diquat in the gut with suspensions of activated charcoal or bentonite clay, administration of cathartics to enhance elimination, and removal of diquat from the blood by charcoal hemoperfusion or continuous hemodialysis.

Have the product container or label with you when calling a poison control center or doctor, or going for treatment.

HOT LINE NUMBER: For 24-Hour Medical Emergency Assistance (Human or Animal) or Chemical Emergency Assistance (Spill, Leak, Fire, or Accident), Call **1-800-888-8372**.

PRECAUTIONARY STATEMENTS

Hazards to Humans and Domestic Animals CAUTION

Harmful if inhaled. Harmful if swallowed. Causes moderate eye irritation. Avoid breathing spray mist. Avoid contact with eyes, skin, or clothing.

Environmental Hazards: This pesticide is toxic to aquatic invertebrates. For Terrestrial Uses, do not apply directly to water, or to areas where surface water is present, or to intertidal areas below the mean high water mark. Do not contaminate water when disposing of equipment wash water. For Aquatic Uses do not apply directly to water except as specified on this label.

STORAGE AND DISPOSAL

Do not contaminate water, food, or feed by storage or disposal.


Pesticide Storage: Keep pesticide in original container. Do not put concentrate or dilute into food or drink containers. Do not contaminate feed, foodstuffs, or drinking water. Do not store or transport near feed or food. Store at temperatures above 32°F. For help with any spill, leak, fire, or exposure involving this material, call 1-800-888-8372.

Pesticide Disposal: Open dumping is prohibited. Pesticide wastes are toxic. Improper disposal of excess pesticide, spray mixture, or rinsate is a violation of federal law. If these wastes cannot be disposed of by use according to label instructions, contact your State Pesticide or Environmental Control Agency, or the Hazardous Waste representative at the nearest EPA Regional Office for guidance.

Container Handling [less than 5 gallons]: Non-refillable container. Do not reuse or refill this container. Offer for recycling if available. Triple rinse container (or equivalent) promptly after emptying. Triple rinse as follows: Empty the remaining contents into application equipment or a mix tank and drain for 10 seconds after the flow begins to drip. Fill the container 1/4 full with water and recap. Shake for 10 seconds. Pour rinsate into application equipment or a mix tank or store rinsate for later use and disposal. Drain for 10 seconds after the flow begins to drip. Repeat this procedure two more times. Then offer for recycling if available or puncture and dispose of in a sanitary landfill, or by incineration, or if allowed by State and local authorities, by burning. If burned, stay out of smoke.

For minor spills, leaks, etc., follow all precautions indicated on this label and clean up immediately. Take special care to avoid contamination of equipment and facilities during cleanup procedures and disposal of wastes. In the event of a major spill, fire, or other emergency, call 1-800-888-8372, day or night.

CONTAINER IS NOT SAFE FOR FOOD, FEED, OR DRINKING WATER!



2.5 gallons
Net Contents

