







Legend

- | | | | |
|---|----------------|---|-----------|
|  | Watersheds |  | Large Dam |
|  | Counties |  | Small Dam |
|  | Municipalities |  | Outfalls |

0 0.5 1 2 3 Miles

